

MAY 1968 TWO SHILLINGS

# tape recorder

---

**CrO<sub>2</sub> -- TOMORROW'S TAPE?**

---

**TANDBERG -- A SOCIAL  
EXPERIMENT**

---

**SIMPLE CIRCUITS FOR  
MATCHING AND MIXING**

---

**SCHAUB LORENZ MUSIC  
CENTER -- FIELD TRIAL**

---

**TAPE RECORDER SERVICE**


---

**A TAPE PREVIEW OF  
THE 1968 AUDIO FAIR**

---

**TANDBERG 64X REVIEW**

---



**IMMEDIATE DELIVERY!**

# K. J. ENTERPRISES

**EVERYTHING AUDIO!**

BRITAIN'S PREMIER MAIL-ORDER RECORDING TAPE SPECIALISTS

**IMMEDIATE 24 HOUR SERVICE ON ADVERTISED LINES**

FULL CASH REFUND GUARANTEED

SEND TODAY AND SAVE!

## BRANDED TAPES

### 20% OFF

**BASF - EMI - GRUNDIG  
PHILIPS - SCOTCH - AGFA**

Brand New, Fully Guaranteed and in normal manufacturer's pack.

STANDARD PLAY	LIST PRICE	OUR PRICE	DOUBLE PLAY	LIST PRICE	OUR PRICE
5" 600' }	21/-	16/10	3" 300' Not Scotch	14/-	11/3
5 1/2" 900' } Except Agfa	28/-	22/6	3" 400' Scotch only	16/6	13/2
7" 1200' }	35/-	28/-	4" 600' }	25/-	20/-
<b>LONG PLAY</b>			4 1/2" 900' Agfa, BASF only	30/-	24/-
3" 200' Not Scotch	9/-	7/3	5" 1200' }	42/-	33/8
3" 300' Scotch only	9/6	7/6	*5 1/2" 1800' }	55/6	44/6
4" 450' }	14/6	11/8	*7" 2400' }	77/6	62/-
4 1/2" 600' BASF, Agfa only	21/-	16/10	10" 4600' Agfa only	140/-	112/-
*5 1/2" 900' }	28/-	22/6	<b>TRIPLE PLAY</b>		
*5 1/2" 1200' }	35/-	28/-	3" 450' Not Scotch	22/-	17/8
*7" 1800' }	50/-	40/-	3" 600' Scotch only	24/9	19/6
8 1/2" 2400' BASF, Scotch only	72/6	58/-	4" 900' }	39/-	31/3
10" 3280' Agfa only	85/-	68/-	*4 1/2" 1200' Agfa, BASF only	49/-	39/3
10" 3600' BASF only	95/-	76/-	5" 1800' Not Scotch	66/-	52/10
10 1/2" 4200' Agfa, BASF only	112/-	90/-	5 1/2" 2400' } Agfa, BASF, 7" 3600' only	90/-	72/-
<b>SCOTCH DYNARANGE (L/P)</b>			<b>QUADRUPLE PLAY</b>		
5" 900' }	32/3	25/10	3" 600' }	36/6	29/6
5 1/2" 1200' }	40/6	32/6	3 1/2" 800' } Kodak only	46/-	37/-
7" 1800' }	57/6	46/-	4" 1200' }	64/6	51/6
8 1/2" 2400' }	83/6	66/10			
<b>COMPACT CASSETTES</b>					
C. 60	17/6	14/-			
C. 90	25/-	20/-			
C. 120	33/6	27/-			

Postage and Packing 2/-. ORDERS OVER £3 POST FREE.

### FERROGRAPH TAPE—20% OFF!

Brand New. Fully guaranteed and in normal manufacturer's pack.

	LIST PRICE	ONE	THREE	SIX
BN7 1,200' on 7" reel (Dynarange)	50/-	40/-	117/6	230/-
BN8 1,800' on 8 1/2" reel (Dynarange)	71/-	57/-	168/-	330/-
BL7 1,800' on 7" reel (Dynarange)	70/-	56/-	165/-	324/-
BL8 2,400' on 8 1/2" reel (Dynarange)	90/-	72/-	213/-	420/-

Post and Packing 2/-. ORDERS OVER £3 POST FREE.

### ILFORD TAPE near HALF PRICE

A bulk purchase of premium grade, top quality POLYESTER MAGNETIC TAPE from one of the world's foremost experts in film coating technology. With FULL LEADER and stop foil, Polythene wrapping, and in original manufacturer's boxes. Available in long-play base only at these BARGAIN PRICES.

	LIST PRICE	ONE	THREE	SIX
900' on 5" reel.	28/-	16/6	48/-	90/-
1,800' on 7" reel.	50/-	32/6	95/-	180/-

Please add 2/- P. & P. ORDERS OVER £3 POST FREE.

SEND FOR LISTS OF OTHER TAPE AND HI-FI BARGAINS

K. J. ENTERPRISES, (Dept. TR), 17 THE BRIDGE, WEALDSTONE, MIDDLESEX (OPPOSITE HARROW & WEALDSTONE STATION) 01-427 0395 (CLOSED P.M. SAT.) REFUND GUARANTEE

### SENSATIONAL NEW HALF-PRICE OFFER!

A bulk purchase of top quality Recording Tape manufactured by one of the Country's leading makers. A polyester based tape with super life black coating. Polythene wrapped, boxed, and fully guaranteed. Available while stocks last in one size only.

	NORMAL VALUE	ONE	THREE	SIX
1,800' on 7" reel. Long Play	50/-	26/6	78/-	150/-

POST & PACKING 2/-. ORDERS OVER £3 POST FREE.

### AMPEX TAPE

Brand New. Fully Guaranteed, and in normal manufacturer's pack.

'500' SERIES AUDIO TAPE (MYLAR BASE)				
TYPE	DESCRIPTION	LIST PRICE	ONE	THREE
541-9	900' Long Play on 5" reel	28/-	21/-	61/6
541-12	1,150' Long Play on 5 1/2" reel	35/-	28/-	82/6
541-18	1,800' Long Play on 7" reel	50/-	32/6	96/-
551-12	1,200' Double Play on 5" reel	42/-	35/-	103/6
551-16	1,650' Double Play on 5 1/2" reel	56/-	45/-	133/6
551-24	2,400' Double Play on 7" reel	72/6	55/-	163/6

'600' SERIES PROFESSIONAL AUDIO TAPE (MYLAR BASE)				
TYPE	DESCRIPTION	LIST PRICE	ONE	THREE
641-9	900' Long Play on 5" reel	30/6	23/-	66/6
641-18	1,800' Long Play on 7" reel	52/6	39/6	116/-
651-12	1,200' Double Play on 5" reel	46/-	34/6	101/-
651-24	2,400' Double Play on 7" reel	80/-	60/-	177/-

POST & PACKING 2/-. ORDERS OVER £3 POST FREE.

N.B. Other types and sizes available including the inexpensive "White Box" series.

### SPECIAL OFFER COMPACT CASSETTES

#### "MC 90"



Compact Cassettes with 90 mins. playing time. Brand New and packed in normal plastic library box. Available at this exceptional price.

#### OUR PRICES

"MC 90"  
1 for 18/6  
3 " 54/-  
6 " 105/-  
12 " 204/-

Standard pattern to fit Philips, Stella, Elizabethan, Dansette, Sanyo, etc.

Post & Packing 2/-

Orders over £3 Post Free



## NOW FROM KJ THE FULL RANGE OF MUSICASSETTES

AVAILABLE BY RETURN POST.  
SEND FOR FREE CATALOGUE

### TRIPLE PLAY TAPE — 40% OFF!

A large purchase from two world renowned manufacturers enables us to make this unique half-price offer. Brand new, fully guaranteed, premium grade Polyester Base Tape with FULL LEADER and stopfoil. In original maker's boxes and polythene wrapped at these EXCEPTIONALLY LOW PRICES.

	LIST PRICE	ONE	THREE	SIX
450' on 3" reel Gevasonor	22/-	14/-	40/6	78/-
600' on 3" reel Gevasonor	27/6	17/6	51/-	99/-
900' on 4" reel Gevasonor	39/-	24/6	72/-	140/-
1,800' on 5" reel Gevasonor	66/-	41/6	122/-	238/-
2,400' on 5 1/2" reel Zonal	90/-	55/6	165/-	324/-

Post and Packing 2/-. ORDERS OVER £3 POST FREE.

20% off all Grundig and Philips Equipment

# FREE

Our New Illustrated catalogue sent entirely free on request. Britain's most specialised comprehensive range of recording tape and accessories. 20,000 reels always in stock with reductions ranging up to 50%.

**MORE FANTASTIC BARGAINS FROM** **WE SAVE YOU MONEY!**

**K.J. ENTERPRISES**

**SPEAKERS GALORE!**

SAVE £6.10.0d. on the SONOTONE SOLENT

The fabulous bookshelf speaker system designed and manufactured by Plessey, one of the country's largest electronics groups. Acoustically designed two-speaker system with crossover network.

ORIGINALLY SOLD FOR £18.0.0d.

**NOW OFFERED AT £11-10-0d**

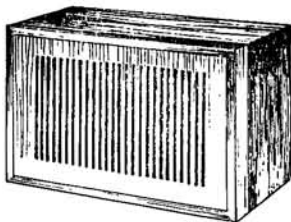
CARRIAGE 10/- EXTRA PER UNIT

**THIS OFFER REMAINS OPEN ONLY WHILE STOCKS LAST!**

**WHAT THE REVIEWERS SAID:**

"Recommended without reservation for this category of Loudspeaker". David Phillips & Donald Aldous.  
 "Sonotone 'Solent' deserves to reach a wide public." John Borwick.  
 "A worthy member of the Hi-Fi family." R. L. West.

**Technical Specification:**  
 Cabinet Size 14" x 9" x 8½"  
 Woofer 6½", 10,000 Gauss, 1" pole.  
 Tweeter 3½" Acoustically loaded  
 Frequency response 40—20,000 cps.  
 Power Handling 12 watts.  
 Impedance 8—15 Ohms.  
 Scandinavian style finish.



Guaranteed Brand New in Maker's carton

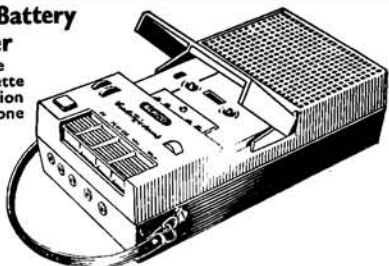
**ALSO ANOTHER FANTASTIC PURCHASE**

**Compact Cassette TAPE RECORDER ONLY 17gns.**

**The ELPICO CTR 600 Battery Cassette Tape Recorder**

Beautifully styled, pocket-size recorder with "snap-in" cassette loading. Press button operation with separate volume and tone controls. Up to 120 minute playing time on a single cassette. Weighs only 3 lb. 5 oz. Supplied complete with C.60 cassette, remote control microphone, earphone and batteries.

Dimensions 4½" x 8½" x 2½"



**ORIGINAL PRICE 24 gns.**

Now offered to you, Brand New and fully guaranteed for the sum of **£17.17.0d.** plus 7/6d. Postage and Packing.

**OTHER OUTSTANDING BARGAINS IN "COMPACT CASSETTE" RECORDERS AVAILABLE FROM K. J.**

DESCRIPTION	LIST PRICE	OUR PRICE	Post and Packing
Philips 3302 Battery Tape Recorder	25.14.6	20.9.6	7/6
Philips 3303 Battery Tape Recorder	30.9.0	24.7.6	7/6
Philips 3312 Stereo Mains Tape-Recorder (with two x GL 559 loudspeakers)	50.8.0	35.0.0	10/-
Grundig C 200 (New Model) Battery Tape-Recorder	57.15.0	47.0.0	15/-
Aiwa TP 1004 Mains/Battery Stereo Tape-Recorder	38.17.0	31.7.6	7/6
Sanyo M.18 Battery Tape-Recorder	50.18.6	40.19.0	10/-
A few only—Philips 3301 at £18.18.0 plus 7/6 Post and Packing.	24.3.0	20.12.6	7/6

**K. J. ENTERPRISES (Dept. TR)**  
**17 THE BRIDGE, WEALDSTONE, MIDDX.**  
 Tel: 01-427 0395

**VIKING MEANS EXTRA VALUE IN HI-FI STEREO TAPE RECORDERS**

Now, for the first time, you can enjoy the superior reproduction and quality engineering of one of America's finest full fidelity tape recorders that is styled for your lounge, but built like a piece of laboratory equipment.

The NEW Viking Model 433 makes a beautiful sound and is unequalled for operating simplicity and reliability. It has three motors, three hyperbolic heads—no pressure pads—off the tape to original monitoring; echo switch, sound on sound and a separate monitor volume control for each channel. An eight position function switch illuminates colour coded windows, there's a four digit counter; automatic shut off; foolproof tape motion and record switch interlock; three speeds and solid state electronics. Just plug in to your existing Hi-Fi—you'll hear the difference, or with VIKING 4400 energised loudspeakers you need no elaborate Hi-Fi amplifiers. The 4400 energised loudspeakers deliver 30 watts of music power per channel at a frequency range from 40 to 17,000 cps. There are two superb loudspeaker units in each enclosure with separate volume control, headphone jack, base control and on-off switch. The 4400 will also accept and produce wonderful music from your tuner and record player.

ONE OF THE WORLD'S FINEST TAPE RECORDERS

VISIT THE AUDIO FAIR  
 18 TO 21 APRIL, 1968—  
 See and hear the VIKING exhibit at the MORTON HOTEL opposite.



MODEL 433

Ask your dealer or write for full details.

**VIKING**  
 tape recorders  
 A DIVISION OF THE  
 TELEX CORPORATION

U.K. Distributors:

TRANSATLANTIC MUSIC TAPES (DISTRIBUTORS) LTD.  
 BRISTOL & WEST HOUSE, HIGH STREET, SALISBURY, WILTS.

# SHARP

Further developments to the highly successful designs of last year have produced the RD 505 and RD 303E.

Both matching the SHARP name for reliability, performance and audience appeal.



RD 505

**5 YEAR  
GUARANTEE**

# to the point of perfection!



◀ **Model RD 505.** Solid state all transistor tape recorder, twin track, two speeds. Superb recording reproduction with outstanding simplicity of control. Entirely portable, will operate anywhere. The act of inserting the mains plug automatically changes over from batteries to its own built-in A.C. power unit. Designed to play or record in any position. Remote control switch on microphone allows full flexibility in use. Dimensions 12" x 10" x 4". Additional features include 3 digit tape counter, fully variable tone control, large internal speaker and automatic level control. Comes complete with dynamic microphone recording lead, earphone, batteries (6 x Ever Ready LPU2 or equivalents). 5" reel of tape and empty spool. **R.R.P. £39.18.0**

**RD303E** An all transistor solid state tape recorder. Two speeds, twin track. Fully portable with operation from internal batteries or A.C. mains. Automatic or manual recording level control. Remote control switch on microphone for instant start/stop. Uses 3" reels, utmost simplicity of control with brilliant performance—truly a miniature marvel. Dimensions 11½" x 3½" x 7½". Complete with dynamic microphone, recording lead, earphone, batteries (4 x Ever Ready LPU2 or equivalents). 3" reel of tape and empty spool. **R.R.P. £28.17.6**

# SHARP



**SALES AND SERVICE**

16/18 WORSLEY ROAD, SWINTON, MANCHESTER. Tel: SW1 3232 (5 lines)

For further details and leaflet contact:  
**SHARP SALES & SERVICE, 16/18 WORSLEY ROAD, SWINTON, LANCs.**  
 Tel: SW1 3232 (5 lines)

Name \_\_\_\_\_  
 Address \_\_\_\_\_  
 \_\_\_\_\_  
 \_\_\_\_\_

T.8

# A REEL Deal...

FOR ALL OWNERS OF 4 TRACK  
TAPE RECORDERS

**69/- VALUE FOR 45/-**



**STEREO 3 3/4 ips. 4 TRACK 50/-**

(Including Purchase Tax)

(A 90 minute Music Tape value 45/- and a 24/- reel of Polyester Base Long Playing Recording Tape—1 mil—all for 45/-)

This offer enables you to realise the excellent value of the new 4 track tapes released by RECOTAPE and to verify the quality of the new formula RECOTAPE Recording Tape.

Each of the new Recotape 4 track tapes is equal to two complete recordings. Playing time of 45 minutes costs only 25/-; up to 130 minutes for 45/-.

**MUSIC FOR ALL** plays at 3 3/4 ips. and can be used on all 4 track Mono or Stereo recorders.

#### Contents

William Tell Overture, played by the Vienna State Opera Orchestra; Cuanta La Gusta, played by the London Brass Ensemble; Waltz from Swan Lake played by Vienna State Opera Orchestra; Dream of Olwen played by Syd Berman and His Sound Stage Symphony; Somewhere Over The Rainbow, played by The New Metropolitan Theatre Orchestra; Grand March from Aida played by Vienna State Opera Orchestra; March, El Capitan, played by Massed Military Bands; Waltz Artists Life, played by the Vienna Opera Orchestra; Stranger in Paradise, played by Syd Berman and His Sound Stage Symphony; Gipsy Airs, played by the Sudwysfunk Symphony Orchestra; Heatwave, played by Larry Moreton and His Hammond Organ and Overture 1812, played by the Vienna Symphony Orchestra.

**YOU GET MORE MUSIC  
AT LESS COST WITH**



Ask your dealer for this tape, in case of difficulty send direct to :-

**RECOTAPE RECORDINGS LIMITED**  
36 HIGH STREET, SALISBURY, WILTS.


**VISIT THE AUDIO FAIR 18th to 21st APRIL, 1968**  
**SEE OUR EXHIBIT AT THE MORTON HOTEL,**  
**Woburn Place, W.C. (almost opposite)**

## FANTASTIC BARGAINS

TAPE RECORDERS AT PRE BUDGET PRICES

Telefunken 204E	85 gns.
Beocord 2000K	£145
Beocord 2000T	£150
Uher 4000L	94 gns.
Uher 4200 stereo	119 gns.
Uher 4400 stereo	119 gns.
Philips EL3302	21 gns.
Tandberg Model 12	105 gns.
Tandberg Model 6 x 4 track	118 gns.
Akai X 300 stereo	£185
Revox Model 77	139 gns.
Philips EL3578	44 gns.
Grundig TK245	89 gns.
Philips Model EL3573	36 gns.
Philips Model EL3572	25 gns.

Also many reconditioned models from stock.



### SONOTONE SOLENT 2-SPEAKER HI-FI BOOKCASE SPEAKERS

- Tested by *Which?* Magazine
- Imp 8Ω, can be connected direct to most makes of tape recorders.
- Suitable for valve or transistor amplifiers
- Selected by the Design Centre
- Scandinavian style cabinet
- Frequency response 40c/s to 20Kc/s
- Small attractive size, 14" x 9" x 8 1/2"
- On Permanent Demonstration
- Reviewed by Hi-Fi News, Gramophone, Audio Record Review. Free copies available. Send large S.A.E.

NOW LISTED AT £18-11-0 EACH

**SPECIAL OFFER 11 GNS. EACH**


p/p 9/-, or 12/6 C.O.D.

## LEE ELECTRONICS

**400 Edgware Rd., Paddington 5521**

- Will customers kindly note that our showrooms will be closed from 9th to 19th of April inclusive for Easter holidays and stocktaking. Mail order dept. not affected, re-open Saturday, 20th April.

# New from Tandberg



## Solvsuper 10.71 combined FM/AM Tuner and Stereo Amplifier

It's all there. Everything the heart of your Hi-Fi system should have. A 12 watt stereo amplifier. An exceptional FM/AM tuner with provision for a stereo reception decoder. Combined in an elegant low line teak case.

The Solvsuper 10.71 incorporates these features:—

- ★ 5 wavebands; long, medium, short, coastal and FM.
- ★ Automatic frequency control on FM.

- ★ Push button selection of wavebands, or external gramophone tape recorder etc.
- ★ Separate bass and treble controls.
- ★ Adjustable FM station indicators.
- ★ Separate gain controls on each channel.
- ★ Electronic beam tuning indicator.
- ★ 2 x 6 watts output.
- ★ 15" long x 9" wide x 5 1/4" high.
- ★ £65.0.0.


The Solvsuper is also available in two other versions:—  
10.70 with a single built in speaker (mono)  
10.72 with two built in speakers (stereo)

Elstone Electronics Limited,  
Hereford House,  
Vicar Lane, Leeds 2.


*move up to*  
**Tandberg**

\*See and hear Tandberg at the Audio Fair Stand 24, Demo Room 504


● At your service with two superbly equipped Tape Recorder and Hi-Fi Centres and a bigger-than-ever range . . . all on interest-free terms!




**TELEFUNKEN 204E Stereo.** Special multiple-function switch controls six different functions, gives greater operating convenience and flexibility of control. Mono and stereo—four track recording/playback, frequency response at  $7\frac{1}{2}$  i.p.s., 40-18,000 c.p.s. Two built-in speakers, 6 watts per channel output. Save 20 gns! List price 106 gns., our price 86 gns. or on interest free terms £22.12.0 deposit and 12 monthly payments of £5.12.10.




**THE SENSATIONAL AKAI 3000D.** Superbly engineered, four track, two speed Stereo Tape Deck. High quality, three-head system incorporates all-silicon transistor amplifier.  
£1 gns. cash, or on interest-free terms, £21.6.0 deposit and 12 monthly payments of £5.6.3.  
**FREE VINYL COVER** worth £7.10.0 to every purchaser of this deck!




**NEW AKAI M9.** Now in this country for the first time. Three speeds,  $7\frac{1}{2}$ ,  $3\frac{3}{8}$ ,  $1\frac{1}{2}$  i.p.s. Solid state, seven-inch reels, sound on sound facilities, automatic stop, automatic shut-off. Two VU meters and the famous cross-field head. Frequency response 30-23,000 c.p.s.  $\pm 3$ dB at  $7\frac{1}{2}$  i.p.s. Power output 8 watts per channel. £159 or on interest-free terms, £39.15.0 deposit and 12 monthly payments of £9.18.9.



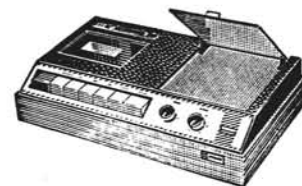
**SANYO MR151 Solid State Stereo Tape Recorder.** Powered either by batteries or mains, this exciting newly developed Sanyo Model combines all the advantages of a lightweight portable recorder with the performance capability of a large stereo set. Elegant and compact, with three speeds, sound-on-sound facilities. Four track recording and playback, two VU meters. 65gns., or on interest-free terms £17.2.0 deposit and 12 monthly payments of £4.5.3.



**SANYO MR939 Solid State 4-Track 3-speed Tape Recorder.** Engineered for superb studio performance and offers professional standard facilities at a sensible price. 4-track mono or stereo recording. Sound-on-Sound and Sound-with-Sound. Two VU meters. Two detachable speakers. Built-in amplifier can be used for P.A. 89 gns. or on interest-free terms £23.8.0 deposit and 12 monthly payments of £5.16.9.



**SANYO MR999 Solid State 4-Track 3-Speed Stereo/Mono Tape Recorder.** A really magnificent instrument impeccably styled and finished with 20 watts output power at an incredibly low distortion rate of less than 0.9% at 3 watts. Sound-on-Sound, Sound-with-Sound, two hi-fi speakers. 97 gns. or on interest free terms £25.10.0 deposit and 12 monthly payments of £6.7.3.



**SAVE 10 GNS. Model EL3310 Home Cassette Recorder.** List Price 35 gns. ONLY 25 gns. High quality, slim line, 2-track Cassette mains recorder with wide freq. range. Tape speed  $1\frac{1}{2}$  i.p.s. Housed in teak finished cabinet. Interest free terms, £6 15s. deposit and 12 monthly payments of £1.2.6. Carr., pkg., ins. 15/-.

## Gt. Britain's Largest Hi-Fi and Tape Recorder Dealers!

Note: All prices and terms are correct at pre-budget press date. Send for current lists or call at either of our two centres. Our ranges include equipment by B & O—FERROGRAPH—SANSUI—REVOX—SONY—DUAL—UHER—BRENELL—AMPEX—etc.

**R·E·W**

**R·E·W (EARLSFIELD) LTD. ★ LEADERS IN MAIL ORDER HI-FI ★**

- HEADQUARTER SHOWROOMS AND MAIL ORDER: DEPT. TR, 266-8 UPPER TOOTING ROAD, LONDON, S.W.17. Tel.: 01-672 8267 or BAL 9175
- WEST END SHOWROOMS: 146 CHARING CROSS ROAD, LONDON, W.1. Tel.: 01-835 3365 (opposite Astoria Cinema)



**New  
from  
Tandberg**

## The Series 15

The new Series 15 combines Tandberg's world renowned qualities of faithful sound reproduction, reliability and compact modern design at a quite remarkably low price. It incorporates many superb features:—

- ★ Programme mixing facilities with separate controls for microphone and line inputs.
- ★ 10 watts output using an external speaker.
- ★ Volume control for monitoring whilst recording at loudspeaker level.

★ Loudspeaker selector switch providing choice of playback through internal speaker, or external speaker or both simultaneously.

- ★ Three speeds.
- ★ 4 digit illuminated counter with instant reset button.
- ★ Pause control gives instant stop/start.
- ★ Separate Bass and Treble lift and cut controls.
- ★ Signal to noise ratio 55db below maximum recording level.

- ★ Frequency response:—
- 7½ ips : 30-20,000 Hz (± 2dB40-16,000 Hz)
  - 3¾ ips : 30-13,000 Hz (± 2dB50-10,000 Hz)
  - 1⅞ ips : 30-7,000 Hz (± 2dB60-5,000 Hz)

Elstone Electronics Limited,  
Hereford House,  
Vicar Lane, Leeds 2.

**Tandberg**

*move up to*

# HEATHKIT offer wonderful value in their Latest Stereo Portable Tape Recorder, STR-1



Send for full leaflet.

only £58/2/10 kit incl. P.T.

Ready-to-use price on request

### FOR THIS SPECIFICATION

- $\frac{1}{2}$  track stereo or mono record and playback at 7 $\frac{1}{2}$ , 3 $\frac{1}{2}$  and 1 $\frac{1}{2}$  ips.
- Sound-on-sound and sound-with-sound capabilities. ● Stereo record, stereo playback, mono record on either channel. ● 18 transistor circuit for cool, instant and dependable operation. ● Moving coil record level indicator. ● Digital counter with thumbwheel zero reset. ● Stereo microphone and auxiliary inputs and speaker/headphone outputs . . . front panel mounted for easy access. ● Push-button controls for operational modes. ● Built-in audio power amplifiers giving 4 watts rms per channel. ● Two high efficiency 8" x 5" speakers. ● Operates on 230V AC supply.

**STR-1 SPECIFICATION:** Tape Speeds: 7 $\frac{1}{2}$ , 3 $\frac{1}{2}$  and 1 $\frac{1}{2}$  ips. Wow and Flutter: Better than 0.15% rms on 7 $\frac{1}{2}$  ips; 0.25% rms on 3 $\frac{1}{2}$  ips; 0.35% rms on 1 $\frac{1}{2}$  ips. Tape size:  $\frac{1}{2}$ " wide, Long or Standard play. Reel Size: Standard, up to 7"/5 $\frac{3}{4}$ " spools and tape supplied. Digital Counter: 3 digit counter with zero reset. Heads:  $\frac{1}{2}$  track erase record and playback. Microphone: Moving coil hand microphone (mono) supplied. Semi-Conductor complement: 18 transistor, 1 silicon bridge rectifier. Frequency response: 3 dB, 40 c/s to 18 Kc/s at 7 $\frac{1}{2}$  ips. 3 dB, 40 c/s to 12 Kc/s at 3 $\frac{1}{2}$  ips. 3 dB, 40 c/s to 7 $\frac{1}{2}$  Kc/s at 1 $\frac{1}{2}$  ips. Signal to noise ratio (unweighted): Better than 40 dB. Inputs per channel: Microphone 0.35 mV. Auxiliary 50 mV. Outputs per channel: 4 watts rms into 15 ohms. 1 volt rms (1,000 ohm source). Speakers: Two, high efficiency 8" x 5" pm 15 ohms. Power requirements: 200-250V AC, 50 c/s, 60 watts. Cabinet: Materials, 9mm. plywood covered with two tone Grey and Black Rexine with chrome fittings. Dimensions: 19 $\frac{1}{2}$ " wide x 7 $\frac{1}{2}$ " high x 15 $\frac{1}{2}$ " deep.

## Latest 12 + 12 watt Stereo Amplifier

TSA-12 (Fully transistorised)

Kit £30.10.0 Ready to use ... .. £42 10 0

Optional extras: Walnut veneered cabinet, Part No. 91-508 ... .. £2 5 0  
Trim and mounting Brackets for panel mounting GMK-1 ... .. £1 18 0

- 17 transistors, 6 diode circuit ●  $\pm 1$  dB, 16 to 50,000 c/s at 12 watts per channel into 8 ohms ● Output suitable for 8 or 15 ohm loudspeakers ● 3 stereo inputs for Gram, Radio and Aux. ● Modern low silhouette styling ● Attractive aluminium, golden anodised front panel ● Handsome assembled and finished walnut veneered cabinet available ● Matches Heathkit models TFM-1 and AFM-2 transistor tuners.

**TSA-12 SPECIFICATION:** Recommended speaker systems: Cotswold MFS, Berkeley, Avon, SSU-1. Power Output: 12 watts rms per channel, 8 ohm loads, 8 watts rms per channel, 15 ohm loads. Hum and Noise: Gram.—500 dB. Radio—60 dB. Aux.—60 dB. Power Response: 16 c/s to 50 Kc/s,  $\pm 1$  dB, 8 c/s to 85 Kc/s,  $\pm 3$  dB. Input Sensitivity and Impedance: Gram. 5 mV rms. 47 K ohm, Radio 300 mV rms, 180 K ohm. Aux. 300 mV rms. 180 K ohm. Channel separation: 45 dB or better. Harmonic distortion: (at rated output) 1% or less, 20 c/s to 20 Kc/s. 0.5% or less at 1 Kc/s. Semi-conductor complement: 17 transistors, 6 diodes. Outputs: 8 and 15 ohm. Controls: 6-position source switch, balance control, volume control with switch, bass and treble controls, input level controls. Power requirements: 100-125, 200-250 volts, 50-60 c/s, 60 watts at full output. Dimensions: 15 $\frac{1}{2}$ " wide x 3 $\frac{3}{4}$ " high x 10" deep.



Attractive low silhouette styling, compact size 3 $\frac{3}{4}$ " high x 15 $\frac{1}{2}$ " wide x 10" deep, looks sleek and modern. Use free standing or house in a cabinet.

Deferred Terms available on orders over £10 (U.K. only). Free Delivery U.K.

Send coupon for the



Latest Colour Catalogue it's FREE

The largest selection of Electronic Kit Models in Britain—by Heathkit

### VISIT THE HEATHKIT CENTRES

**GLOUCESTER** Bristol Road  
Mon.-Fri. 9 a.m.-5.30 p.m. (Sat. 9-1 p.m.)

**LONDON**  
233 Tottenham Court Road, W.1.  
Mon.-Fri. 9 a.m.-5 p.m. (Sat. 9-1 p.m.)

**BIRMINGHAM**  
17-18 St. Martins House, Bull Ring  
Tues.-Sat. 9 a.m.-6 p.m. (Thurs. 8 p.m.)

Demonstrations of Hi-Fi by arrangement

## HEATHKIT

Please send me FREE CATALOGUE (Yes/No).....

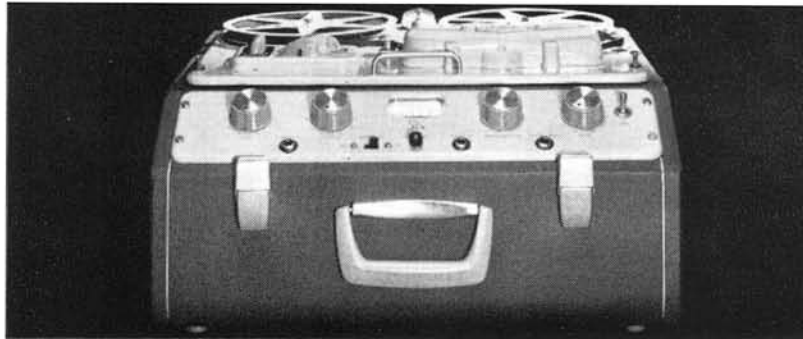
Details of models.....

NAME .....


ADDRESS .....

Return to **DAYSTROM LTD.** Dept. HT-5 Gloucester

## **Ferrograph, 1949-1967**



**Now, another major event  
in tape-recording and Hi-Fi**



**Ferrograph**

**New Generation Series 7**

the tape recorder with the hearing-is-believing sound

# Ferrograph quality Ferrograph reliability Ferrograph fidelity plus a unique combination of 30 features

Ferrograph Tape Recorders were the first designed and made in Great Britain—in 1949. Since then they have set the standard of fidelity and unflinching reliability; over the years, Ferrograph have continually improved and added facilities from Series 1 to Series 6, but making no basic changes.

Continuous research and development have now produced a radically new family.

Now, Ferrograph present to you the New Generation, Series 7. Look at its superb new styling, look at its unique range of facilities. As soon as you can, *listen* to it, There is no finer instrument in its class!

To create it, engineers have tested and evaluated every new development. Market research has established what you, the user want by way of facilities—and *all* have been incorporated. Industrial designers have evolved a most appealing presentation and the whole new family is solid state.

## Ferrograph New Generation Series 7

This basic Ferrograph instrument is available in Mono, and in Stereo with and without end amplifiers. Each version as a portable, or in elegant hardwood, all with concealed, flush-carrying handles and a new closure design. Every Series 7 instrument is a self-contained chassis-mounted unit, easily fitted into rack or cabinet, easily removed for servicing. Prices from £110.




**30 features** *Never before* have all these facilities been combined in one tape recorder. Some you know, many you have so far only wished for:

1. An entirely new design – with facilities resulting from a study of users' needs gathered over 17 years.
2. Modern styling of great functional dignity.
3. All silicon solid-state electronics with FET input stages and wide input overload margins.
4. Vertical or horizontal operation.
5. Unit construction: The 3 individual units i.e. tape deck, power unit and amplifier complex are mounted on a single frame easily removable from cabinet for service or installation in other cabinets or racks.
6. 3 motors (no belts).
7. 3 tape speeds.
8. Variable speed spooling control for easy indexing and editing.
9. Electrical deck operation allowing pre-setting for time-switch starting without need for machine to be previously powered.
10. Provision for instantaneous stop/start by electrical remote control.
11. Immediate access head block for editing and cleaning.
12. Single lever-knob deck operation with pause position.
13. Independent press-to-record button for safety and to permit click-free recordings and insertions.
14. Adjustable reel height control.
15. Damped tension arms for slur-free starting.
16. 8¼" reel capacity.
17. Endless loop cassette facility.
18. Provision for signal operated switching units.
19. Internal loud speakers (2) – 1 each channel on stereo, 2 phased on mono.
20. 4 digit, one-press re-set, gear-driven index counter.




- 21. 2 inputs per channel with independent mixing (ability to mix 4 inputs into one channel on stereo machine).
- 22. Signal level meter for each channel operative on playback as well as record.
- 23. Tape/Original switching through to output stages.
- 24. Re-record facility on stereo models for multi-play, echo effects etc., without external connections.
- 25. Meters switchable to read 100 kHz bias and erase supply with accessible preset adjustment.
- 26. Three outputs per channel i.e. (1) line out - level response. (2) line out -

- after tone controls. (3) power output - 8-15 ohms.
- 27. Power output 10W per channel.
- 28. Independent tone controls giving full lift and cut to both bass and treble each channel.
- 29. Retractable carrying handle permitting carrying by one or two persons.
- 30. Available in several alternative presentations.



*Ideal for rack mounting*



*Grey vinyl case*



*Elegant hardwood case*

**Please see next page for Ferrograph stockists**

**FERROGRAPH**  
 the tape recorder with the hearing-is-believing sound

# Listen for yourself

To *know* the Ferrograph New Generation Series 7 you must look at it, listen to it, for yourself. You will find New Generation instruments soon in stock at many of the best tape-recording and Hi-Fi specialists in the country, including the following:

## Ferrograph stockists

### LONDON AREA

**CHISWICK**  
Masseys Centre of Sound  
121/123 High Street, W.4.

**HOLBORN**  
Tape Recorder Centre  
82 High Holborn, W.C.1.  
Larg's of Holborn Ltd.  
76/77 High Holborn, W.C.1.  
Imhofs Ltd.  
New Oxford Street, W.C.1.

**PADDINGTON**  
Teletape Ltd.  
33-59 Edgware Road, W.2.

**RICHMOND**  
F. Cave  
27 Hill Street

**STREATHAM**  
Francis of Streatham  
169/170 Streatham High Road, S.W.16.

**TOOTING**  
R.E.W. (Earlsfield) Ltd.  
266 Upper Tooting Road, S.W.17.

**TOTTENHAM COURT ROAD**  
Teleonic Ltd.  
92 Tottenham Court Road, W.1.

### BIRMINGHAM

C.H. (High Fidelity) Ltd.  
167/169 Bromsgrove Street, 5.  
Griffin Radio Ltd.  
94 Bristol Street, 5.  
C. H. Young Ltd.  
170 Corporation Street, 2.

**BLACKBURN**  
Holdings of Blackburn Ltd.  
39/41 Mincing Lane

**BLACKPOOL**  
F. W. Benfell Ltd.  
17 Cheapside

**BOGNOR REGIS**  
Tansley & Cooke Ltd.  
Sandymount Avenue

**BRIGHTON**  
Averys  
77 St. James's Street  
Lanes Radio  
11 Gardiner Street  
John King Films Ltd.  
East Street

**BRISTOL**  
Sound Selection  
361-363 Gloucester Road, 7.  
Audio Bristol Ltd.  
Park Street Avenue  
Bristol & West Recording Services Ltd.  
6 Park Row, 1.

**BOURNEMOUTH**  
Tape Recorder Co. (B'mouth) Ltd.  
374 Old Christchurch Road

**CAMBRIDGE**  
H. S. W. Speechley & Co.  
25 High Street, Linton

**CARDIFF**  
Sound Film Services  
27 Charles Street

**CHELTENHAM**  
University Audio  
24 Winchcombe Street

**CHESTER**  
Lloyd & Wylie Ltd.  
42 Bridge Street

### CHICHESTER

G. A. Colbourne Ltd.  
10 Southgate

**CREWE**  
Charlesworth (Crewe) Ltd.  
14 High Town

**DERBY**  
Victor Buckland Ltd.  
41/49 London Road

**EDINBURGH**  
J. Nicolson  
1 Haddington Place, 7.

**GERRARDS CROSS**  
Edric Films Ltd.  
34/36 Oak End Way

**GLASGOW**  
C. H. Steele  
141 St. George's Road, C.2.

**GOODMAYES**  
Unique Radio  
6 The Facade

**GUILDFORD**  
P.J. Equipment  
3 Onslow Street

**ILFORD**  
Ilford Music Shop Ltd.  
Pioneer Market, Ilford Lane

**BARKING**  
Davis & Kays  
21 London Road

**KIRKCALDY**  
Caithness Brothers  
270 High Street

**LEEDS**  
Becketts Film Services Ltd.  
The Headrow, 1.  
P.W.B. Audio Ltd.  
33 Call Lane

**LEICESTER**  
United Film Services  
7 Kings Street

**LIVERPOOL**  
Beaver Radio Ltd.  
60 Whitechapel

### MANCHESTER

Godleys Radio & T.V. Ltd.  
8 Shudehill  
Lancs Hi-Fi Ltd.  
8 Deansgate, 3.  
Kendal Milne Ltd.  
Deansgate

**NEWCASTLE ON TYNE**  
Turners Ltd.  
Pink Lane

**NOTTINGHAM**  
Audio Centre  
Pelham Street

**OXFORD**  
Westwoods  
45 George Street

**PLYMOUTH**  
A. E. Ford Ltd.  
84 Cornwall Street

**REDCAR**  
McKenna & Brown Ltd.  
135 High Street

**SALFORD**  
Stephens  
348 Great Cheetham Street East, 7.

**SHEFFIELD**  
Sheffield Photo Co. Ltd.  
6 Norfolk Row, Fargate

**SOUTHAMPTON**  
University Audio  
4 Bargate Street

**SOUTHPORT**  
Wayfarers Radio Ltd.  
Burton Arcade

**TEDDINGTON**  
Daytronics Ltd.  
119a High Street

**TORQUAY**  
D. & B. Davies Ltd.  
Castle Chambers, Union Street

**WATFORD**  
E.M.E. (Watford) Ltd.  
188 Queens Road

**WORTHING**  
Bowers & Wilkins Ltd.  
1 Beckett Buildings, Littlehampton Road

### ABERDEEN

C. Bruce Miller  
51 George Street

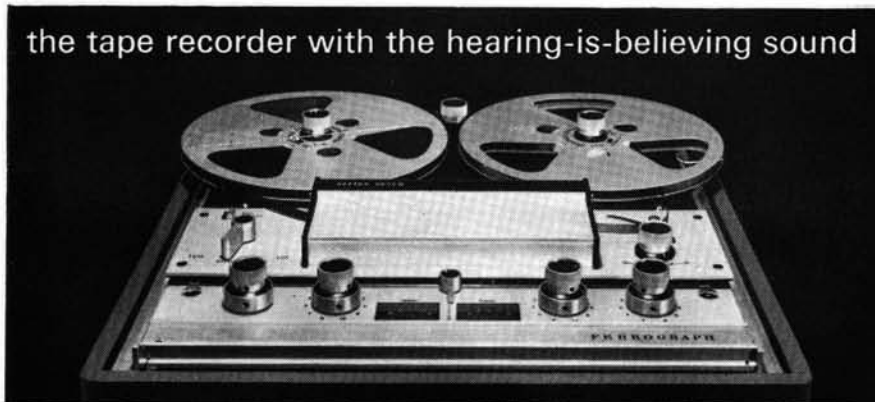
**BANSTEAD**  
Raylec Ltd.  
43 Buff Parade, High Street

**BATH**  
C. Milsom & Son  
Northgate

**BIRKENHEAD**  
James McKenzie Ltd.  
Grange Road West

# FERROGRAPH

the tape recorder with the hearing-is-believing sound



If none of these is near enough to you, in case of difficulty, or for free literature, send us the coupon, or give us a ring on WATerloo 1981.

To The Ferrograph Co Ltd  
Ferrograph House  
84 Blackfriars Road London SE1  
Please send me a free brochure on the  
Ferrograph New Generation Series 7

NAME .....

ADDRESS .....

.....

.....

.....

T.R.

INCORPORATING  
SOUND AND CINE

---

**EDITOR**  
JOHN CRABBE

**DEPUTY EDITOR**  
DAVID KIRK

**ADVERTISEMENT MANAGER**  
ROBIN WELLS

---

Editorial and Advertising Offices:  
LINK HOUSE,  
DINGWALL AVENUE,  
CROYDON, CR9 2TA  
Telephone: 01-686 2599

---

© Link House Publications Ltd., 1968  
All rights reserved

---

## COVER PICTURE

A stage in the production of Tandberg recorders is illustrated on this month's cover. Spool turntables are here seen undergoing run-out tests before being forwarded to the assembly lines. Other aspects of Tandberg technology and sociology are described on page 222.

---

## SUBSCRIPTION RATES

Annual subscription rates to *Tape Recorder* and its associated journal *Hi-Fi News* are 36s. and 41s. respectively. Overseas subscriptions are 38s. 6d. (U.S.A. \$4.60) for *Tape Recorder* and 42s. 6d. (U.S.A. \$5.10) for *Hi-Fi News*, from Link House Publications Ltd., Dingwall Avenue, Croydon, CR9 2TA.

*Tape Recorder* is published on the 14th of the preceding month unless that date falls on a Sunday, when it appears on the Saturday.

---

"IN TERMS OF PERFORMANCE, however, it makes the rest seem toys." Such was the praising conclusion reached in this journal some 12 months ago during a review of a recently discontinued stereo tape recorder. The importer of that model seized upon this, and other equally glowing comments from other journals, and pushed the sentence as hard as he could through the medium of advertising, causing some vexation amongst other manufacturers. In much of this advertising the importer was honest enough to include the word "however"—particularly important in the context of the original review since the preceding paragraphs had contained criticism of the recorder's physical features.

*Despite* its phono sockets, *despite* the VU-meters, *despite* the absence of a damped pause control and *despite* the obligatory delay on the second channel of any attempted multi-track recordings, this recorder was one of the best and most versatile available to the non-professional.

Looking at other recent machines from various manufacturers, we appear to have reached the situation where tape recorder designers are so far removed from the practical needs of creative and hi-fi minded customers that expensive and well-conceived mechanisms and circuitry are being thrown to waste by pathetic lack of attention to track selectors and output wiring.

The ability to reproduce Channel-A while recording on Channel-B is inherent in all stereo recorders and 'preamps-only' tape units. Even the few with combined output stage and oscillator circuits are capable of powering headphones somewhere along the line. What, then, is the sense of muting the replay circuit of Track-B when recording on Track-A? Nothing is technically more purposeless or infuriating, to the multi-track musician, than to find himself unable to monitor his first recording when preparing to make his second. Search where he might, neither the external loudspeaker socket nor the fixed-level headphone outlet remain in circuit, the duplicated DIN and phono line outputs being similarly barren.

We recently experienced these limitations with an otherwise excellent Japanese stereo recorder. Finding this model useless for our purpose, we turned to a second model from an equally reputable manufacturer, our incredulity growing to consternation when we found this too to be incapable of these simple tasks.

Why, the pro-European reader may ask, were we using Japanese equipment in the first place? The simple answer is that these were the only stereo models to hand with integrated record/play heads. We might otherwise have chosen their bench-mate, a Scandinavian recorder offering almost every imaginable facility that sensible switching can provide, but the multi-track features on this were rendered

unusable by the presence of separate record and replay heads. Like all such recorders, it employed the technique of monitoring Track-A from the playback head while taping Track-B some hundreds of milliseconds behind at the staggered recording head.

When can we expect to see a stereo recorder with off-tape monitoring and a *workable* multi-track recording facility in which the unused record head segment may be connected to the replay chain while the opposite track is being recorded? While attending to this, designers might pay closer attention to the 'live/off tape' comparison switch. All too often, a sharp increase or decrease in volume accompanies the switching movement, making detailed comparison very much more difficult. Merely a question of pre-set adjustments.

A Great New Feature will be offered at the Audio Fair by *Teac*. Not so much the result of extensive research—more an obvious rearrangement of existing switch wiring. The facility is that of stereo echo "for recording mania looking for special sound effect". Who, we wonder, are the maniacs?

---

## FEATURE ARTICLES

- 215 TAPE TRANSPORT MECHANISMS  
—Part 2  
By G. T. Rogers
- 218 AUDIO FAIR '68
- 222 TANDBERG—A SOCIAL EXPERIMENT  
By David Kirk
- 230 MATCHING AND MIXING  
By John Fisher
- 239 CrO<sub>2</sub>—TOMORROW'S TAPE?  
By Edward Tatnall Canby

## REGULAR ITEMS

- 213 WORLD OF TAPE
- 227 CLOSED CIRCUIT  
By Richard Golding
- 233 FIELD TRIALS—SCHAUB LORENZ 5001  
By David Kirk
- 236 TAPE RECORDER SERVICE  
By H. W. Hellyer
- ## EQUIPMENT REVIEWS
- 241 TANDBERG 64X  
By A. Tutchings
-

# Is it possible for all these features to be concentrated in ONE tape recorder?



Yes, the BEOCORD  
has them all!

- Built-in 4-channel mixer section with twin slide potentiometers
- Records on 2 tracks. Plays back on 2 and 4 tracks.
- Trick recordings: Multiplay, sound-on-sound, synchro playback, echo
- Usable as microphone-amplifier during tape replay.
- 3 tape speeds
- 2 illuminated recording-level indicators
- Tape control lever
- 4 Bogen heads
- Monitoring
- Instant pause control
- Slack absorbers
- External impedance switches
- 3 replaceable pre-amplifiers
- DIN standard inputs and outputs
- Input and output sockets on base of cabinet
- 2 separate 8-watt output amplifiers
- Automatic stop for tapebreak and end of tape
- Sockets for two pairs of speakers
- Amplifier can be used with motor switched off
- Separate bass and treble controls
- Headphonejack
- Low-impedance microphone input, balanced
- Line input and output, (tape-copying channel)
- Tape index counter
- Voltage switch
- Fully transistorized

A highly advanced tape recorder with professional wow and flutter specifications, crystal clear reproduction, and ample volume output, the Beocord 2000 de Luxe is designed for the exacting audiophile who insists on unlimited possibilities in trick and sound-on-sound recordings etc. The Beocord 2000 de Luxe ranks among the five highest priced semiprofessional tape recorders in the world. It ought to be the highest priced of them all!



Bang & Olufsen  
U.K. Sales Division  
Eastbrook Road  
Gloucester

London Showrooms  
70/71 Welbeck Street  
London W1

Solomon & Peres  
67/69 Ann Street  
Belfast 1

- for those who  
consider design and quality  
before price



# WORLD OF TAPE

## TAX ON TAPE RECORDERS

**I**N addition, I propose to bring within the scope of the tax tape recorders, which will join gramophones at 33½%, pre-recorded tapes to join records at 50%, and still and cine projectors to join cameras and other photographic goods, also at 50%. I think this is a wholly justified extension, and that many people will be surprised to know that these goods have so far escaped tax. All these changes both of rate and of scope of purchase tax will apply from midnight tonight."

This extract from the March budget speech is having a profound effect on the audio market, particularly in view of the recent devaluation. Prices quoted in the editorial and advertising pages of this issue are subject to increase, probably in the 20% to 25% region since the tax applies to the manufacturer's price—not the price charged by the retailer.

## PHILIPS 'MAJOR' CASSETTE

**T**HE background music rental scheme which has been run by *Peto Scott* for several years is now being extended to cassettes. A new cassette system has been developed by *Philips* for the scheme and employs conventional ¼ in. (6.25 mm.) tape enclosed in a plastic container. Reels in the *Major Cassette* are wound on plastic spools but the external appearance resembles the smaller *Compact Cassette*. Four two-hour tracks are available at a 1½ i/s (4.75 cm/s) tape speed, the basic *LGC 2000* player having a claimed frequency response of 100 Hz-10 kHz ±3 dB and a 46 dB signal-to-noise ratio. A 24 V socket is incorporated in the player from which a projector or other sales device may be controlled. The unit may be controlled through a time switch if desired and also used to relay live or recorded sales messages. It is available on hire or for outright purchase.

## B & O INCREASE PRICES

**P**RICES of *Bang & Olufsen* audio equipment have been increased, partly as a result of devaluation. The *2000 K D/L* stereo is now £145 with plinth mounting, while the *2000T L/D*, in portable cabinet, costs £150. The *1500 D/L* stereo tape unit now costs £110, while the mono *1100K* is £80.

*Debenhams Electrical and Radio Distribution Ltd.*, importers of B & O equipment, have reformed under the name *Technomark* and are also now handling *Radford* audio equipment. Their address remains *Eastbrook Road, Gloucester*.

## PYE COMBINE WITH PETO SCOTT

**P**YE T.V.T. Ltd. is the name of a new organisation formed by the merger of *Peto Scott* with an existing *Pye* company. Both companies are now owned by the Dutch *Philips* group and will combine their experience in catering for audio, closed circuit television and broadcasting markets.

## SCOTTISH SERVICING

**T**APE Recorder Maintenance Ltd. have now added a Scottish branch to their group of London and Southampton premises. The new company will be known simply as *Tape Recorder Maintenance (Scotland) Ltd.* and is situated at 48 Carlton Place, Glasgow, C.5 (Telephone 041-429-4432). Comprehensive servicing facilities are offered to owners and retailers of tape recorders and dictation machines.

## TAPE AT THE APAE

**T**HE twentieth International Public Address Exhibition was held at the King's Head Hotel, Harrow, from 12th to 14th March. Among the exhibitors were *Lustraphone*, *Reslosound* and *Shure*, displaying their ranges of microphones, stands and public-address accessories. *Grampian*, *AKG*, *Sennheiser*, *STC* and *Fi-Cord* microphones were also on show. Messrs. Desmond and Fisher (respectively representing *Audio and Design* and *STC*) supplemented their exhibits with lectures on "Gun Microphones" and "Noise Cancelling Microphones". Automatic gain control techniques appeared to have reached the P.A. fold in the form of a *Level Loc* unit shown by *Shure*. This is said to maintain sound level when a lecturer or speaker is wobbling from side to side of a microphone.

## NEW MAGNETIC TAPE SYSTEM

**A** NEW magnetic tape system *Bi-Scan* has been developed by the *Himmelstein Company* of Illinois, USA, to simplify the analysis of random and transient signals. Recordings may be made at 240, 120, 60, 30, 15 or 7½ i/s on loops of 36 in. or greater length, maximum loop rate being 6.7 Hz at 240 i/s. Playback may be through a fixed head with the tape moving conventionally, or by means of a rotating head scanning stationary tape. The head wheel rotates 60 times per second, a

## NEXT MONTH

**RECORDING FOR RADIO** is the first in a series of articles by Peter Bastin, to appear in our June issue. BBC interviewer Arthur Garratt will describe the techniques of sound reporting, while Mary Alderton takes an informed look at commercial language tapes.

## FI-CORD TO EXHIBIT AT EASTBOURNE

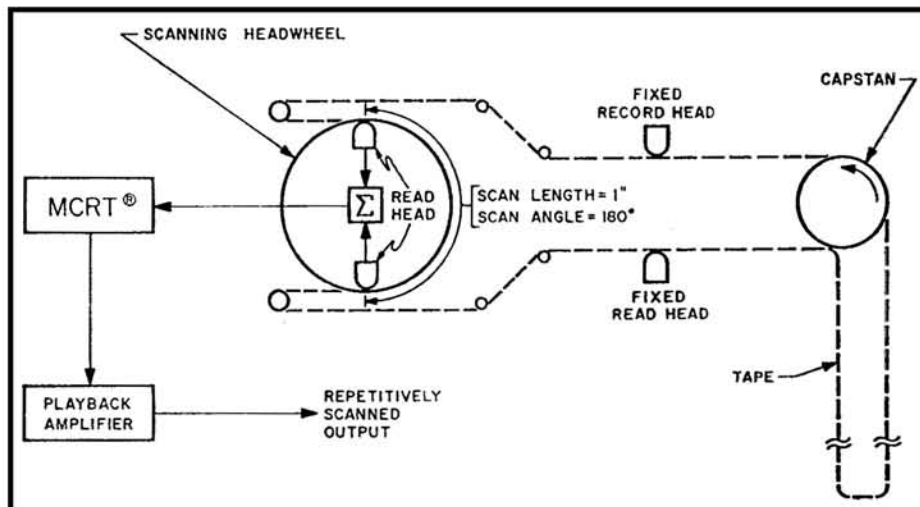
**A**N induction loop teaching system is to be shown by *Fi-Cord International* at the *Itex '68* exhibition from 21st to 24th May. The complete system comprises a tape recorder, audio amplifier, loop installation, and *Beyer* headsets. Each headset incorporates a receiving coil and preamplifier to receive audio signals radiated within the loop. Cost of a typical system would be in the £350 region.

*Itex '68* will be held at the Winter Gardens Pavilion, Eastbourne.

## BETTER SOUND FROM THE BBC

**"BETTER Sound"** is the title of a *Radio 3* series commencing on 3rd May and covering the three subsequent Fridays. The first broadcast will describe aspects of radio transmission and reception while the second is concerned with acoustics. Aspects of mono and stereo music reproduction will be examined in the third week, the last Friday being devoted to tape recording. Donald Aldous (*Audio & Record Review*), John Borwick (*The Gramophone*) and John Crabbe (editor of *Tape Recorder* and *Hi-Fi News*) will be among the speakers. A related booklet is available from *BBC Publications*.

thin air film being retained within wheel and tape to eliminate wear. The *Impellor II* employs an entirely pneumatic loop transport in place of mechanical pinch wheels and tension devices. It may be used independently of the scanning wheel for FM audio and wide-band data recording. Headwheels are available in various sizes with scanning lengths up to 8 in. (20 cm.). One dual-channel plug-in headwheel is supplied with the system, capable of reading ½ in. (12.5 mm.) tapes recorded in *Irig FM* format. Its scan length is 1 in. (2.5 cm.).



# We'd like you to say a few words...

**TK247 de luxe: solid state stereo.** Four-track, two-speed. (21 transistors, 4 diodes.) Facilities for complete stereo playback *and* recording. Multi-synchronous recordings and monitoring through built-in speakers or headphones. 2x4W output stages, 4 speakers. Transfer mixing control. Wow and flutter  $\pm 0.12\%$  at 7 $\frac{1}{2}$  i.p.s.,  $\pm 0.15\%$  at 3 $\frac{1}{2}$  i.p.s. Frequency response 40-16,000 Hz at 7 $\frac{1}{2}$  i.p.s. Illuminated VU input meters. Automatic tape stop. Up to 8 hours' playing time per spool. Stylish cabinet in graphite and silver steel trim. Price: 122 gns.



**TK2200: perfect-recording playback anywhere.**

Fully transistorised. (18 transistors, 9 diodes.) Two contra-rotating flywheels to stabilise tape speed. Brushless DC motor. Wow and flutter  $\pm 0.4\%$  at 1 $\frac{1}{2}$  i.p.s.,  $\pm 0.25\%$  at 3 $\frac{1}{2}$  i.p.s. Frequency response 40-15,000 Hz at 3 $\frac{1}{2}$  i.p.s. Takes 5" spools. Recordings can be monitored. Remote control stop/start from microphone. VU recording level meter, automatic stop, etc. Converts to mains supply using Grundig's TN12 power pack. Price: 92 gns.



**C200: Grundig precision in a portable recorder.**

Fully transistorised. (12 transistors, 3 diodes.) Unique, reliable brushless DC motor. Reproduction of VHF quality. Cassettes give up to 90 minutes' playback. Easy-G control: stop, start, pause, fast forward/rewind, and cassette ejection. Plus recording level control, and continuously variable tone control. Frequency response 80-10,000 Hz; wow and flutter  $\pm 0.4\%$ ; output power 800mW. Vertical or horizontal operation. Features the "Instrument Look." Sockets for external power supply, extension speaker, remote control, etc. Weighs only 4 $\frac{1}{2}$ lb. Price: 47 gns.



**"Testing, testing, one, two, three"**


Go along to your local Grundig dealer, and ask him to put our latest tape-recorders through their paces. When you listen to a Grundig, you hear the tape, not the recorder. Sighs or symphonies, a Grundig plays back *exactly* what you record. So say a few words to a brand-new Grundig. We want to impress you. Grundig make a complete range of tape-recorders, up to 179 gns. One of them's right for you.



MAIL THIS COUPON FOR FURTHER DETAILS  
To: GRUNDIG (Great Britain) LTD., Dept. TR6, London, S.E.26.  
Please send me, completely free, "The Sound of Grundig" full-colour tape-recorder leaflet.

NAME \_\_\_\_\_  
ADDRESS \_\_\_\_\_

TR6



# TAPE TRANSPORT MECHANISMS

## Part 2 Capstan and flywheel

By G. T. ROGERS

**I**N the first part of this series I illustrated some of the principal factors concerned in the construction of a tape transport system and also shed some light on why it is necessary for the tape to be driven over the head assembly at a constant speed. This month I shall discuss the capstan and show how its diameter is related to the general design of the deck, the type of capstan motor used and the power transmission employed. I shall also show how the flywheel helps to maintain smooth rotation of the capstan and tape drive by absorbing certain speed irregularities which are present.

The function of the capstan is to drive the tape at an unwavering linear speed. The capstan has a circular motion and so it is necessary to rely on friction between the surfaces of the capstan and tape, together with friction between the surfaces of the pinch-wheel and tape, so that the latter can be pulled in a linear fashion. Let us start by looking a little more closely at this.

Fig. 1a shows a simple arrangement where the tape lies in a direct line which passes through the point of contact between the capstan and pinch-wheel. Assuming that the tape has negligible thickness and that neither it nor the pinch-wheel can be compressed, this system would only allow the tape to make contact at a single point which of course is the point of contact between the capstan and pinch-wheel. In practice, however, the elasticity of the pinch-wheel and tape, and the latter's finite thickness, which can vary between 47 microns for a standard tape to 18 microns for a triple play tape, mean that

the area of contact is somewhat magnified as in fig. 1b. To a certain extent this increases the friction between the tape on the one hand and the capstan and pinch-wheel on the other, and traction of the tape would be possible. However, slippage, which inevitably occurs with a capstan drive, would be high, causing the long- and short-term speed variations that we discussed last month. Furthermore, increase in the diameter of either the pinch-wheel or capstan has little if any useful effect on the frictional drive force since the area of contact is so small.

A better arrangement, and one which has been used in some high quality machines, is shown in fig. 2. The tape guide A ensures that the tape wraps round the capstan and therefore makes contact with that part of its circumference from C to X, X being the point at which the capstan and pinch-wheel meet. The guide B acts in a similar way and ensures that the tape makes contact with the pinch-wheel beyond X to D. The advantage of this system is obvious if one remembers that the tape is driven by frictional forces which are directly related to the *area* of contact.

To make use of the friction between the tape and pinch-wheel it is essential that the latter is made to revolve to *drive* the tape and not be driven *by* the tape. To do this the pinch-wheel is machined wider than the tape width so that the capstan is actually in contact with it at the upper and lower edges. The capstan then drives the pinch-wheel by friction at the point X in fig. 2. With this system the frictional forces are greatest at the point where the capstan and pinch-wheel meet and fall off

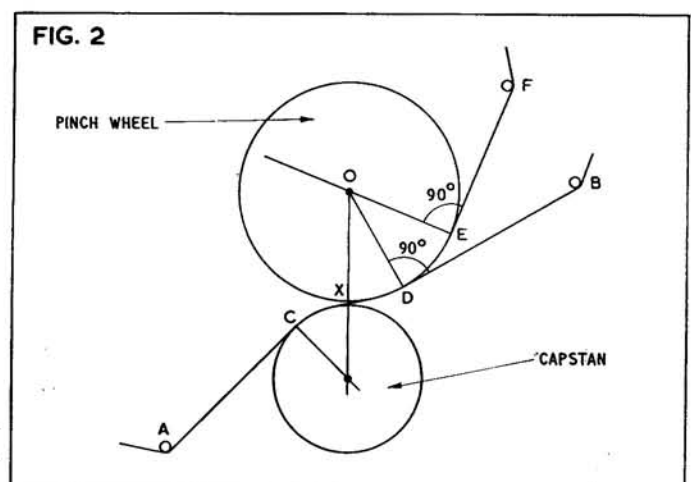
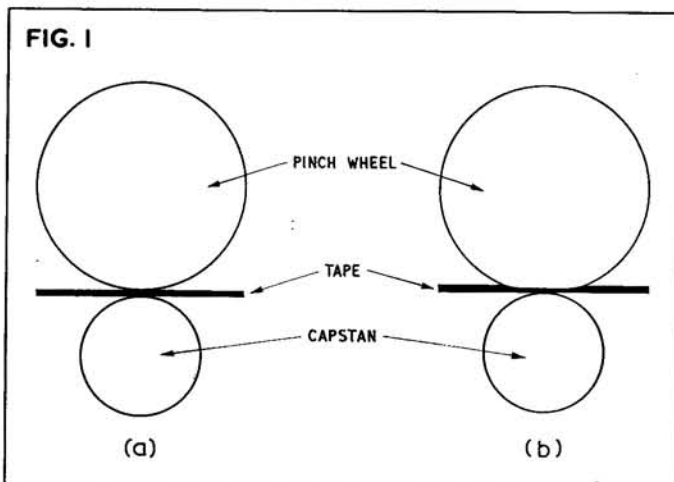
as the points C and D are approached.

Applying elementary geometrical principles to this system, we can easily see that if the diameter of the capstan is increased there will be a greater area of tape in direct contact with it, assuming that the tape guides are fixed in position. Similarly, the area of contact between the tape and pinch-wheel depends on the diameter of the latter. Hence the larger the diameter of the capstan and/or pinch-wheel the better the grip on the tape, the smaller the slippage and the better the performance.

Fig. 2 also shows the importance of the position of the tape guides. When the guide is at B the area of contact is from X to D as we have seen. The tape between the guide and D lies in a straight line and meets the pinch-wheel at a tangent at D where the angle ODB is 90°. When the guide is moved to F the area of contact is increased from X to E where the angle OEF is 90°.

In practice the position of the tape guides is governed by the size and arrangement of the deck and the maximum spool size to be accommodated. It is also important to avoid causing an unnecessary deflection in the path of the tape as it passes over the guides since this will increase friction and tend to cause a jerky transport. In all conventional tape recorders traction of the tape, by friction, depends on the capstan working efficiently and it can only do this if the pull from the take-up reel more or less balances the drag from the supply reel. I have already explained in Part 1 the importance of the correct tension on the tape and we saw that the capstan acts like an accurate metering device.

(continued on page 217)



# TAPE RECORDER CENTRE

# ESSEX

IF YOU LIVE IN OR NEAR:

SOUTHEND, BRENTWOOD, COLCHESTER, ROMFORD, CHELMSFORD,  
CLACTON, BISHOP'S STORTFORD, HARLOW, EPPING, LOUGHTON, etc.

THEN THE ESSEX TAPE RECORDER CENTRE MUST BE YOUR AUTOMATIC CHOICE

- GENEROUS PART EXCHANGES
- NO FUSS HIRE PURCHASE TERMS
- FREE AFTER SALES SERVICING

STOCKISTS OF EVERY LEADING MAKE

Akai, Ampex, B. & O., Brenell, E.M.I., Elizabethan, Ferguson, Ferrograph, Grundig, Loewe-Opta, National, Philips, Repts, Revox, Sanyo, Sharp, Sony, Tandberg, Telefunken, Truvox, Uher, Van Der Molen, Vortexion, Wyndson, etc.

## SANYO SPECIALISTS

2 MARYLAND POINT STATION, STRATFORD, E.15  
(ADJACENT MARYLAND POINT STATION) Tel.: 01-534 5879  
Ample free parking at rear of premises in Manbey Park Road.



Our manager is an acknowledged tape recording expert. He has a wide experience and knowledge of the outstanding Sanyo range of equipment and is able to give his advice not only on Sanyo but on any other tape recorder suitable to your individual requirements and pocket.

## whatever the make...


4-TRACK STEREO MONO	Deposit £ s. d.	12 Monthly Payments £ s. d.	Cash Price Gns.
Philips EL 3312	14 15 0	3 11 8	55
Ferguson 3232	18 2 3	4 10 7	69
Sony TC200	18 18 0	4 14 6	72
Philips EL 3555	19 13 9	4 18 6	75
Akai 1710	20 14 9	5 3 9	79
Tandberg 74	24 8 3	6 2 1	93
Sony TC260	24 0 0	5 18 4	95
Tandberg Series 12	27 11 3	6 17 10	105
Revox 736 2- or 4-T	31 4 9	7 16 3	119
Sony TC 530	31 12 6	7 18 2	125
Akai M8	32 16 3	8 4 1	125
Beocord 2000 K DeLuxe	32 16 3	8 4 1	129
Beocord 2000 T DeLuxe	33 17 3	8 9 4	129
Akai X300	48 11 3	12 2 10	185
Akai X355	62 14 9	15 3 9	239

4-TRACK MONAURAL	Deposit £ s. d.	12 Monthly Payments £ s. d.	Cash Price Gns.
Ferguson 3224	6 11 3	1 12 10	25
Fidelity Playtime 4	7 1 9	1 15 6	27
Fidelity Playmatic 4	8 2 9	2 0 9	31
Elizabethan LZ34	8 18 6	2 4 8	34
Ferguson 3218	8 18 6	2 4 8	34
Ferguson 3222	9 3 9	2 6 0	35
Philips EL4305	9 9 0	2 7 3	36
Telefunken 201	9 17 0	2 8 4	37
Grundig TK140	10 2 2	2 10 7	38½
Philips EL4306	11 0 6	2 15 2	42
Ferguson 3214	11 11 0	2 17 9	44
Truvox 44	12 6 9	3 1 9	47
Ferguson 3216	12 17 3	3 4 4	49
Tandberg 843	15 9 9	3 17 6	59
Philips EL3556	16 5 6	4 1 5	62
Truvox R104	23 7 3	5 16 10	89

### TANDBERG model 1242

Output 10 watts per channel. All Transistor. 2 built-in Loudspeakers. Built-in Multiplex filter. Separate Bass and Treble controls. 4 digit counter. 2- or 4-track. De Luxe aluminium-framed carrying case with removable cover.

Price 112 gns Deposit £29.8.0.  
12 monthly payments of £7.7.0.



Tandberg Model 1241 (as illustrated) in Teak 2- or 4-track  
Price 105 gns. Deposit £27.11.3.  
12 monthly payments of £6.17.0.

Tandberg 64X TAPE UNIT. Four head system. Sound on sound. Teak cabinet.

Price 118 gns. Deposit £33.18.0.  
12 monthly payments of £7.10.0.

STEREO TAPE UNITS	Deposit £ s. d.	12 Monthly Payments £ s. d.	Cash Price Gns.
Sony TC250A	14 19 3	3 14 10	57
Sony TC350	19 13 9	4 18 6	75
Akai 3000D	22 0 0	5 6 8	86
Beocord 1500 De Luxe	25 9 3	6 7 4	97
Tandberg 64X	33 18 0	7 10 0	118
Revox 77CS	36 19 0	9 1 8	139
Revox 77CSV	41 19 0	10 8 4	159

### SPECIAL OFFER £10.10 OFF LATEST MODEL REPS M10 4-TRACK

- 10 watts output ● 3 speeds ● Monitor on internal speaker ● Large record level meter ● Separate Bass and Treble ● Microphone, Tape and Radio Lead. BRAND NEW.
- 2-year Guarantee.  
List price 69 gns. **OUR PRICE 59 gns.**  
Deposit £15.9.9 and 12 payments of £3.17.6

INTEREST FREE H.P. TERMS. OPEN SATURDAY 6 p.m. FRIDAY 6.30 p.m. IF UNABLE TO CALL WRITE FOR BROCHURES. PART EXCHANGES. ALSO 18 AND 24 MONTHLY TERMS

# THE RECORDER CO

(DEPT. T) 186-188 WEST END LANE, WEST HAMPSTEAD, LONDON, NW6  
Telephone: 01-794 4977

CONTINUED

We have also seen how a capstan with a large diameter has a better grip on the tape with less tendency for slippage. Another advantage of larger diameter capstans is that they are more robust. Furthermore, any eccentricity that might be present in the capstan will have a less serious effect on the performance if a large diameter is used. To understand this let us assume that we have the choice of two capstans, one 9 mm. and the other 2 mm. in diameter. Now assuming that no more than 0.2% variation in speed is permitted, we can easily calculate the maximum deformation allowed in each capstan by multiplying the circumference by 0.002. For the larger capstan this works out at 57 microns compared with 13 microns for the smaller. In practice the amount of deformation allowed would be considerably smaller than the figures arrived at here, since capstan eccentricity is by no means the only cause of speed fluctuation.

So far we have talked about two important advantages of a capstan having a large diameter; however, there is one major drawback to its use which is very much concerned with overall speed constancy in the tape drive. For any given tape speed a larger diameter capstan has to be driven at a slower speed than a thinner capstan. This is shown by the formula;  $\text{Tape speed} = xC/60$  centimetres per second, where  $x$  is the speed of the capstan in r.p.m. and  $C$  its circumference in centimetres.

This means that the tape speed is directly proportional to both the speed of the capstan  $x$  and its circumference  $C$ . So if we increase the diameter of the capstan (remember that circumference is related to the diameter by  $C=\pi d$ ) we will have to reduce its speed so that the linear tape speed remains constant. The drawback of a large capstan arises since it is considerably more difficult and costly to reduce speed fluctuations in a slow-speed spindle.

To discover why this is so let us explain the part played by the *flywheel* in smoothing out fluctuations in the capstan motor speed and suppressing any irregularities in the tape feed generally. It does this by virtue of the fact that it possesses *inertia* a property which resists any force which attempts to move an object or change its existing motion. The energy of a flywheel can be equated to the formula  $\frac{1}{2}m\omega^2$  where  $m$  is the mass of the wheel and  $\omega$  its speed. With any given flywheel, this formula tells us that its mass will produce only a quarter of the energy at half the speed, and only a sixteenth as much energy at a quarter of the speed. The thing to remember here is that as the *speed* or *mass* of the flywheel is *increased* its effectiveness in smoothing speed variations (which depends on the energy or momentum of the wheel) is very much improved.

Let us consider an example where the tape is unevenly spooled on the supply reel and catches on the reel cheek. This will cause an uneven pull on the capstan which will tend to slow it down intermittently. One of the functions of the  $\frac{1}{2}m\omega^2$  in the flywheel is to

compensate for this change in capstan load before it has a chance to alter the speed.

From what we have said so far one may argue that a large diameter capstan (slow speed) could be coupled with advantage to a slow but heavy flywheel. While this is true, there are limitations in weight and size of the wheel which are dependent on the size and arrangement of the deck mechanism. For instance, a large heavy flywheel would have to be attached to a really sturdy capstan spindle with bearings designed to take the load without undue wear. A heavy powerful motor would also be required which would need a large space under the deck. All these things tend to be expensive. In some machines, particularly those in the professional studio class, large heavy flywheels are in fact used with a large diameter capstan, but here cost, size and weight are factors of secondary importance to performance and reliability.

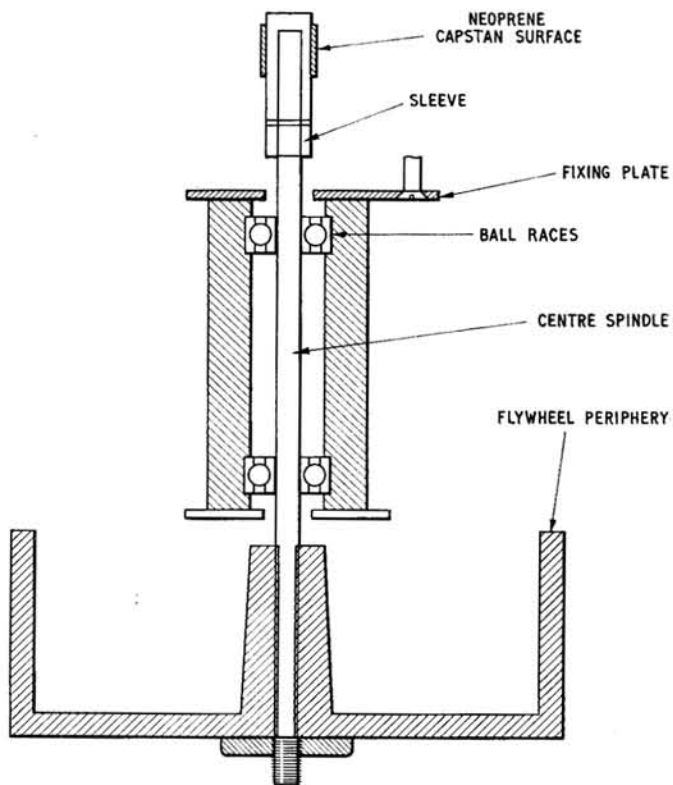
The velocity of the flywheel is greatest at the periphery and diminishes as we go towards its centre. This fact can be used to advantage in domestic and portable tape recorders, where weight and cost are limiting factors in design. In these recorders the flywheel is constructed so that most of its mass is situated near the edge as shown in fig. 3. The principle is also used in the *Papst* motor (see Part 1) where the rotor, revolving around the *outside* of the fixed stator, has considerably more flywheel action than that used in the conventional types of motor. In all flywheels, whatever their size or weight, it is important that they be accurately balanced—especially if the recorder, and hence the flywheel, is operated in a vertical position. In this case the effect of gravity will be such that any unevenness in the weight distribution of the wheel will cause alternate slowing and speeding and therefore introduce wobble into the system.

In practice the choice of capstan diameter is always a compromise between a better grip on the tape on the one hand and less wobble effects (from a large slow capstan) and on the other, better overall speed constancy resulting from more efficient flywheel action from a thin fast capstan. The choice will to some extent depend on the size and quality of the deck which, as we have seen, is related to cost. If the deck is large and strong enough, a large heavy flywheel can be used which may have sufficient inertia to smooth out speed fluctuation in a large capstan with a slow speed, whereas in a smaller deck, a higher speed would be desirable so that full advantage could be taken from a smaller and lighter flywheel. A corollary of what we have said so far about the capstan and flywheel is that the mechanical performance of a tape recorder design can be improved by using a higher tape speed. This will of course give a faster flywheel without any reduction in the diameter of the capstan and this is one of the reasons (reduced HF distortion is another) why high quality machines are made to operate at  $7\frac{1}{2}$  i/s (19 cm/s) or even 15 i/s (38 cm/s).

When the drive motor is directly attached to the capstan spindle its speed of course directly determines the size of the capstan. We shall have more to say about tape recorder motors next month, but it will be useful at this stage to note that the speed of the motor

(continued on page 229)

FIG. 3



# audio fair '68

## HOTEL RUSSELL April 18th-21st

Trade Name	Booth	Office or	
		Dem. Room	Lounge
Acos .. ..	77	461	—
Agfa-Gevaert ..	37	353	318
Akai .. ..	8	563	544/562
AKG .. ..	88	237	205
Ampex .. ..	5	536	505/535
Arena .. ..	34	156	114
Armstrong .. ..	80	538	539
Audio and Design	65	356	314
Audio & Record			
Review .. ..	81	—	246
Audio Technica ..	43	202	201
BASF .. ..	55	149	162
BBC .. ..	Ground Floor		
Beyer .. ..	58	215	214
Braun .. ..	57	253	254
Brenell .. ..	89	242	243
BSR .. ..	70	259	216
Celestion .. ..	22	534	532/533
Chilton .. ..	59	354	—
Connoisseur .. ..	83	548	546
Decca .. ..	3	648	650
Design Furniture ..	10	140	138
Diamond Stylus ..	40	450	451
Dual .. ..	72	147	148
Dynatron .. ..	35	236	235
Elcom .. ..	78	249	—
Electrical & Electronic			
Trader .. ..	75	—	—
Elizabethan .. ..	68	258	—
E.M.I. .. ..	21	302	301
Ferranti .. ..	76	261	—
Ferrograph .. ..	53	134	133
Fisher .. ..	4	637	639
Garrard .. ..	71	234	232/233
Goldring .. ..	93	402	401
Goodmans .. ..	45	434	405/432/433
The Gramophone ..	—	—	444
Gramplan .. ..	38	—	141
Grundig .. ..	69	634	633
Hi-Fi News .. ..	81	—	244
Hi-Fi Sound .. ..	56	—	344
High Fidelity Magazine	86	—	—
Jordan-Watts .. ..	30	448	—
KEF .. ..	92	542	543
Leak .. ..	54	104	137
Lowther .. ..	1	204	239/240
Lugton .. ..	—	—	250/251
Lustraphone .. ..	79	145	—
Medley Musical ..	39	—	—
Mikrofonbau .. ..	41	—	—
Miniconic .. ..	26	540	—
Mullard .. ..	36	350	351
Multicore Solders ..	62	—	—
Oki .. ..	33	255	—
Ortofon .. ..	51	647	—
Parmeko .. ..	82	358	315
Philips Hi-Fi .. ..	23	336	335

Trade Name	Booth	Office or	
		Dem. Room	Lounge
Philips Tape			
Recorders .. ..	25	337	339
Pioneer .. ..	9	316	317
Quad .. ..	90	604	640
Radionette .. ..	31	256	217
Recordaway .. ..	20	—	—
Record Housing ..	29	442	443
Records & Recording	66	—	—
Reslo .. ..	15	348	362
Revox-Studer ..	19	649	646/662
Richard Allan ..	27	642	644
Richardson .. ..	74	359	—
Rogers .. ..	48	602	601
Sansui .. ..	28	159	118
Sanyo .. ..	73	342	340
Scotch .. ..	60	347	—
Sennheiser .. ..	63	355	—
Shure .. ..	91	404	439/440/449
Sinclair .. ..	46	248	—
Slot Stereo .. ..	52	661	—
SME .. ..	61	—	—
Sonotone .. ..	49	154	—
STC .. ..	6	—	—
Stentorian .. ..	85	304	305
Stereosound .. ..	32	155	—
Tandberg .. ..	24	504	—
Tannoy .. ..	67	547	550/551
Tape Recorder ..	81	—	244
Tape Recorder Spares	84	160	115
Tape Recording			
Magazine .. ..	—	—	343
Teac .. ..	7	349	—
Telefunken .. ..	47	247	262
Teleton .. ..	64	158	—
Thorens .. ..	50	—	—
Transcriptors ..	17	—	—
T.R.D. .. ..	16	447	462
Trio .. ..	42	260	—
Truvox .. ..	94	636	605
Uher .. ..	44	361	—
Vortexion .. ..	2	334	333
Wharfedale .. ..	87	502	501/549
Williman .. ..	—	—	346
Wilmex .. ..	—	—	363
Wireless World ..	75	—	—
Yamaha .. ..	18	153	116

### OUTSIDE SHOWS

Trade Name	Location
Bang & Olufsen	Tavistock Hotel
Centre of Sound	Bonnington Hotel
Heathkit	Grand Hotel
Howland-West	President Hotel
Mastertape	Bedford Hotel
Motion Electronics	Grand Hotel
Radford	Tavistock Hotel
Sony	Tavistock Hotel
Vilacousta	President Hotel

A preview of recording equipment to be seen at the 1968 Audio Festival.

WE break with tradition in this year's preview of the London *International Audio Festival and Fair* by splitting the exhibitors into six categories representing the six floors in use at the Hotel Russell. We hope this will prove of greater value to the visitor in his journeys along the maze of stairs and corridors, since it shows exactly what can be found in the tape recording line on any one floor.

Before making our way through the rows of booths in the two ground floor halls, we draw attention to the British Amateur Tape Recording Contest prize-giving that will take place in one of the side rooms on the Saturday of the Fair.

The ground-floor booths customarily contain static displays of equipment that, in most cases, may be heard operating in the demonstration rooms upstairs. *Gramplan* and *Multicore* are this year limiting themselves to booth displays, the former showing a substantial range of microphones and recording accessories. The new cardioid dynamic *GC.2* (illustrated) features an easily replaceable diaphragm/coil unit plus on/off switch. Price has not yet been decided.

An intriguing new accessory from *Multicore* is the *Bib 21 Video Splicer*. Modelled on the well-known *Bib* audio splicer, this accepts  $\frac{1}{2}$  in. (12.69 mm.) tape pioneered in video recording by *Sony*.

### FIRST FLOOR

A few years ago *Kodak* presented their Quadruple Play tape to an astonished world as an example of the fine tolerances to which the chemical industry was able to work. *BASF* subsequently went one stage further by producing Quintuple Play—five times thinner than Standard Play. This was wisely restricted to the inside of *Philips* cassettes, however, reducing the possibility of damage from careless handling. In Room 149, they will be displaying the *BASF C.120* cassette, employing *Sextuple* Play to achieve a playing time of one hour per track at  $1\frac{7}{8}$  i/s (4.75 cm/s)—double that of the standard (Triple Play) *Philips* version. A brand of low-noise, high output tape, *PES35LH*, also makes its debut. A 7 in. (18 cm.) spool containing 1,800 ft. of Long Play costs £2 18s. 6d. while the  $10\frac{1}{2}$  in. (27 cm.) 4,200 ft. spool is £6 5s. 6d. Another new item is the *BASF Hobby Box* (illustrated), comprising splicer, cutting blade, splicing tape, red, white and green leader, 50 metal stop foils, 25 spool labels and three tape clips. This costs £1 12s. 6d. Purchased independently the 80 ft. leader tapes are 3s. 6d.

*Dual*, exhibiting in Room 147, are best known for the *TG.60* stereo tape unit. Nothing new in the recording line is anticipated, the company concentrating on amplifiers and turntables.

There are three outstanding attractions at this year's Audio Fair, one of which is the

*Ferrograph Series 7* (illustrated). For 18 years Ferrograph have patronised and improved upon the *Wearite Tape Deck*, evolving one of the most reliable mechanisms ever to come within range of the home consumer. Now, after several years of development, they have graduated to totally new mechanical and electronic designs. The 8½ in. (21 cm.) spools remain and so do the elephantine (we love elephants!) size and weight. Three motors, an electro-mechanical remote stop/start control, damped tension arms, A-B monitoring, independent bass cut-and-lift and treble cut-and-lift, and a four-digit button-reset counter are features of the new series, prices of which are not significantly higher than the old. Two inputs are provided on each channel, with full mixing facilities for feeding four signals on to one channel of the stereo models. Each channel also has three outputs—flat line, line after tone controls, and 8-15 ohms power. Nine versions are now in production, cheapest being the ½-track mono 713, operating at 7½, 3½ and 1½ i/s (19, 9.5 and 4.75 cm/s). This incorporates a 10 W RMS power amplifier and monitor speaker and costs £110. Model 713H offers 15 i/s (38 cm/s) in place of 4.75 cm/s at £115, as does the full-track 715 at £140. (Full-track recording appears remarkably expensive.) The ½-track stereo 702 tape unit is £130, as is the ½-track stereo 704. Both have a maximum speed of 19 cm/s, though a 38 cm/s version of the 702 is available at £135. At £150, the 722 offers stereo recording and replay through a 2 x 10 W internal amplifier and speakers at 19, 9.5 and 4.75 cm/s. The ½-track 724 version has the same price. Most expensive of the series is the £155 722H, a ½-track stereo model operating at a 38 cm/s maximum speed and featuring the 2 x 10 W amplifier and speakers. An exceedingly promising family.

*Lustraphone*, in Room 145, will be displaying a new range of microphones and associated equipment.

"The world's most comprehensive range of pre-packed tape recorder spares" will be visible in Room 160, under the care of the aptly named *Tape Recorder Spares Ltd*. The company plan to introduce nearly 100 new lines, including audio connecting leads, wall-mounting loudspeaker sockets, and other offspring for matching and mixing.

#### SECOND FLOOR

Two new microphones employing twin capsules will be shown in Room 237 by *AKG*. The £23 *D.200* (illustrated) is described as a cheaper version of the (£32) *D.202ES*, while the more expensive *D.224* is intended for studio use. Price is provisionally quoted as £49. This model incorporates a three-position step switch, giving 0, 7 dB and 20 dB bass attenuation.

Another Continental microphone manufacturer—*Beyer*—will be exhibiting on the second floor, at Room 215. No details of new models have reached us at the time of writing.

*Braun*, as in previous years, will be demonstrating their stereo *TG60*. To be seen in Room 253, this operates at 19 and 9.5 cm/s and features a £262 15s. price tag.

*Brenell* will be demonstrating their full range of mono and stereo recorders, including

(continued on page 221)



# TAPE RECORDERS and HI-FI EQUIPMENT

Choose from the finest range of TURNTABLES, TAPE RECORDERS, SPEAKERS, AMPLIFIERS, TUNERS, ARMS AND CARTRIDGES

Many bargains in stock - Demonstrations and advice given

★ ★ ★ ★

SPECIAL DISCOUNT FOR CASH

★ ★ ★ ★

Send S.A.E. for list or Telephone 01-940-0632 up to 8 p.m.

## F. CAVE

27 HILL STREET, RICHMOND, SURREY

### FANTASTIC SCHAUB-LORENZ MUSIC CENTRE—MODEL 5001

Complete stock purchased from world famous German manufacturer  
COMBINED 4 WAVEBAND RADIO AND 126 TRACK TAPE RECORDER GIVING 46 HOURS OF RECORDING TIME

ORIGINAL PRICE

275 GNS.

OUR BARGAIN PRICE  
ONLY 69 GNS. CARR. PKG. & INS. 50%

AS FEATURED ON T.V.


An amazing piece of equipment combining a 4-band radio and a 126 track tape recorder in one modern compact unit 31" x 13" x 11"

The recorder section gives 46 hours of continuous unrepeatable playing time—fantastic but true—46 hours of music can be yours at the touch of a switch.

Brief Specification: Incorporates 27 transistors and 15 diodes. Four wavebands VHF/MW/LW/SW, with exclusive "Auton Control" to give precise station tuning. Separate Bass and Treble Controls. A wide magnetic tape records 126 separate tracks of 22 minutes each. Every track is able to record/replay so that you need not touch the machine for the total 46 hours record/replay time. Rewind time for each 22 minutes track only 25 seconds. Tape speed 10.5cm. sec. Inputs for direct recording from microphone and record player. Pause control fitted. 10 watts quality output. Built in 10" speaker and tweeter. Sockets for extension speakers. Beautifully housed in wooden cabinet. Complete with switched audio input adaptor for mike and gram. All units Brand New in makers' original packing.



SAVE  
£200!



Don't miss this genuine offer, the value is absolutely fantastic, the radio section alone is worth more than our ridiculously low price for the complete unit—stocks are limited and cannot be repeated!

ONLY OBTAINABLE FROM

**LODGE TRADING CO.**

21 LODGE LANE, NORTH FINCHLEY, LONDON, N.12

Telephone: 01-445 0749 or 01-445 2713

CALLERS WELCOME—DEMONSTRATIONS DAILY  
Open 9 a.m. to 6 p.m. (Sats. 9 a.m. to 4 p.m.)



the versatile *STB/5/2*, offering separate  $\frac{1}{2}$ -track record and replay heads plus a further  $\frac{1}{4}$ -track play head. Variable bias, four-input mixing and A-B monitoring are offered along with speeds of 38, 19, 9.5 and 4.75 cm/s. Price is £150.

*Elizabethan*, in Room 258, are to show the new *LZ614* mains/battery cassette recorder. Suitable for *Philips C.60* cassettes and equivalents, this model incorporates an 18 x 9 cm. speaker and is said to have a signal-to-noise ratio of 50 dB at 4.75 cm/s (equal to the *Ampex 602* at 19 cm/s). Price is £34 13s. Also on display will be the *LZ32 Mk. 2* employing the three-speed *BSR TD. 10* deck and retailing at £33 12s. A  $\frac{1}{4}$ -track version, the *LZ 34 Mk. 2*, is priced at £35 14s.

The Japanese *Oki* and Swedish *Radionette* companies, represented in Britain by *Denham and Morley Ltd.*, will display their wares in Rooms 255 and 256 respectively. *Oki* produce a range of mono and stereo mains recorders varying in price from £44 2s. to £208 19s. *Radionette*, on the other hand, are concentrating on a portable machine with concentrically mounted spools—the *Multicorder*.

The *M203* is one of the major *Telefunken* attractions in Room 247. Using a mechanism similar to the larger *M204E*, it provides full stereo recording facilities plus a mono monitor for £78 15s. Available in  $\frac{1}{2}$ -track or  $\frac{1}{4}$ -track form, the *M203* operates at 19 and 9.5 cm/s and weighs 21 lb. Also on show will be the *M300* series of battery portables.

### THIRD FLOOR

The *Agfa-Gevaert* range of tapes and accessories will be displayed and demonstrated in Room 353. Though relegated to a booth in 1967, they have in previous years presented some of the most original demonstrations ever seen at the Hotel Russell.

A new exhibitor, a new company and a new recorder: the *Magnetic Tapes Ltd.*, *Chilton 100S*. The mind behind the machine is not so new, however, being that of Mr. T. H. Reps, founder of *Reps (Tape Recorders) Ltd.* His design is claimed to embody all the features desirable in a non-professional recorder—twin peak programme meters, speeds of 19, 9.5 and 4.75 cm/s, separate record and play heads, a *Papst* motor, and so on. The "and so on" includes almost totally silent operation, full solenoid control, damped tension arms, fast but slip-free wind, and a 10 W RMS per channel monitor. Price is £120 15s.

*EMI* continue with their *BTR4* studio recorders and *L4* battery portables. These are to be shown in Room 302 alongside the new *Sony C.38* battery capacitor microphone. In addition to a *Sony* video recorder, *EMI* now market several professional microphones produced by the Japanese company.

*Philips* occupy two third-floor rooms—336 and 337—the former occupied by their hi-fi division and the latter devoted entirely to tape equipment. Among three new accessories is a new version of the *CE.10* endless cartridge. Designated Type *EL1907/52*, it contains 195 ft. (60 metres) of tape giving a 9 minutes 30 seconds playing time at 9.5 cm/s. Single-coated tape is used in preference to double-coated, to reduce sticking faults; price is

£3 10s. A 27s.6d. splicing kit and 6s. *Audio Letter* complete the trio. The latter plays for ten minutes at 9.5 cm/s and is supplied with a postal container.

A demonstration of stereo tape recordings made with two *VRT/L* ribbon microphones is to be given by *Reslo* in Room 348. An improved version of the *UD.1* microphone will make its debut, complete with detachable Perspex ring controlling the cardioid pick-up pattern and an "internal anti-pop filter"; the latter, perhaps, for renderings of *Silent Beattie*?

*Sanyo* enter the Audio Fair for the first time this year, occupying Room 342.

"Playback" is the title of a quarterly magazine to be introduced by *Scotch* in Room 347. The first issue will contain an interview with Peter Cook and Dudley Moore—"Writing with Tape".

The complete range of *Sennheiser* microphones will be displayed in Room 355. Last year's successful demonstration is to be repeated, with original domestic stereo recordings being reproduced through the *Philharmonic* amplification system. A *Bang & Olufsen 2000* was employed with various pairs of *Sennheiser* microphones to produce the tape, illustrating the varying characteristics of each pair.

Room 349 will house *Teac*, a Japanese company little known to the British market. Centre of the exhibit will be the *A6010*, a solenoid-controlled stereo tape unit operating at 19 and 9.5 cm/s. Automatic reverse, a four-head plug-in unit, and variable tape tension are among its features, the price being £277 4s. Model *A1600* incorporates a stereo power amplifier and twin lid speakers. Automatic reverse, separate record and play heads, and a dual speed motor are accompanied by stereo echo facilities. The latter is of particular interest since most stereo recorders will only permit single-channel echo effects. Price is £194 5s. Models *A1500*, *A4010S*, *A400* and *A1200* are variations on the *A1600*, the *A400* being the least expensive at £122 17s.

*Uher*, another newcomer to the Hotel Russell, are expected to introduce an elaborate stereo recorder based on the *Royal*. The *4000L* mono and *4002* stereo battery portables will be displayed in Room 361.

Despite the introduction of a new *Ferroglyph* mechanism, *Vortexion* will probably continue with the existing *Weartite* in their *CBL* for the next few months. We hope for a repetition of last year's demonstration—the reproduction of an original solo piano recording. The piano remains the most demanding instrument in terms of recorded wobble; hence its unpopularity with the majority of other exhibitors. *Vortexion* will occupy Room 334.

### FOURTH FLOOR

A new mono recorder will complement the stereo *DP/A1* which was introduced last year by *Tape Recorder Developments*. It is claimed to be the first recorder ever to be produced with *Mullard* ferrite heads as standard components. A four-speed tape player will also make its debut in Room 447.

### FIFTH FLOOR

*Akai*, in Room 563, are replacing the *M8* with a restyled and improved *M9*. A particularly interesting aspect of the new model is the solenoid-controlled pinch-wheel. This

is retracted from the capstan whenever automatic stop or automatic mains shut-off are actuated by a tension arm. Model *X-150D* supersedes the *X-100D* as a stereo tape unit designed for use with external amplifiers.

Both the *M9* and *X-150D* feature an entirely unique *Cross-Field* bias system, the former retailing at £159 and the latter at £106. Another comparatively new *Akai* model to be shown is the *£86 3000D* stereo tape unit. This employs conventional bias and operates at 19 and 9.5 cm/s. A 30-minute recorded demonstration will show the capabilities of each model and will include live recordings made for the occasion.

*Ampex* are now concentrating on the *753* stereo tape unit, a versatile three-head machine using twin-capstan drive and costing £95 11s. Speeds are 19, 9.5 and 4.75 cm/s. Rooms 535 and 536 will also reverberate to the sounds of *1163* and *2163* recorders reproducing *Ampex* stereo tape records. The *AG-20* battery portable will be on show alongside an *AG-440* console machine.

Another battery recorder likely to attract attention is the *Series 11*, to be shown by *Tandberg* in Room 504. The transistor *Series 15* will be introduced and the *64X* demonstrated (see review on page 241). Introduced in 1967, the latter incorporates an opposing-field bias system to combat self-erasure.

### SIXTH FLOOR

The sixth floor of the Hotel Russell has hitherto been a relatively distant and deserted region. This year, however, it harbours three exhibitors of direct interest to users of tape equipment. *Grundig*, in Room 634, will be demonstrating the products of their prolific energies, including an updated version of the *TS340*, a complete stereo machine with three heads and two VU-meters.

Rather less prolific are *Revox-Studer* whose new 77 represents their first major design change in 15 years. An electronic servo system governs the 19 and 9.75 cm/s tape speeds, though the extent of the mechanical and circuit changes are masked by the external cabinet, which deceptively suggests a relationship to the *736*. The basic chassis-only 77 costs £140 14s. while chassis plus teak case come to £145 19s. 10 + 10 W plug-in amplifier panels can be added for £21. *Revox* will occupy Room 649.



Last but certainly not least, in Room 636, we find *Truvox*. At the time of writing we are informed that a Series 200 is in the wind, though no information has been supplied by the manufacturer.

Outside the Audio Fair, in the immediate vicinity of Russell Square, several companies will be holding small exhibitions of their own. *Bang & Olufsen* and *Sony* will be at the Tavistock Hotel while *Daystrom*, as of old, will have rooms in the Grand. The Bedford Hotel, finally, will provide sanctuary for *Mastertape*.

Tickets are required for the Audio Fair and can be obtained free of charge from provincial audio retailers or by writing, with stamped addressed envelope, to *Audio House*, 42 Manchester Street, London, W.1, or to this editorial office.

The Hotel Russell is situated to the east of Tottenham Court Road. Nearest tube station is Russell Square.

- 1 External view of the new Kjeller premises.
- 2 Kjeller electronics assembly hall.
- 3 Printed circuit boards are examined for soldering flaws.



2

# TANDBERG

## - A SOCIAL EXPERIMENT

“ANOTHER leading entrepreneur, Vebjørn Tandberg, started the *Tandberg* radio and tape recorder works in 1933. When it eventually turned into one of Norway’s biggest little businesses he continued as chairman, but turned the whole operation over to his employees. They plow all the profits back into the business, enjoy top wages and a 39-hour week, and studiously avoid any blue-collar-versus-white-collar distinctions. This odd enterprise is a sort of halfway house between the typical company and the co-op.”

When I selected Donald Connery’s book *The Scandinavians\** as reading matter for the flight to Norway, I little expected to read, within its pages, of the very company that I was visiting. Vebjørn Tandberg is more than the successful industrialist I had envisaged, however; he is revered throughout Norway as a pioneer in labour relations and social welfare. The Tandberg experiment commenced in 1930 when a young civil engineer, newly graduated from the Norwegian Institute of Technology, travelled south from Trondheim to Oslo where he formed a one-man business manufacturing loudspeakers. In 1932, Vebjørn Tandberg expanded his interests to the production of radio receivers, anticipating the Norwegian Broadcasting Corporation which was to be formed five months later.

Between 1836 and 1935, 861,000 Norwegians left their country in search of prosperity, the

majority settling in the USA. This was an enormous figure for the nation to lose (even today its population is below 4,000,000) and the drain served to aggravate the depressed Norwegian economy. Yet despite these conditions, and the impending gloom of European war, the tiny company grew furiously from a quartet of two engineers, one assistant and one salesman in 1933, through 40 employees in 1937, to a staff of 90 in 1939.

In the years before the war, Mr. Tandberg became increasingly alarmed by the future he foresaw. As a bachelor, on the one hand, he lacked an immediate heir to whom he could entrust the company; as an idealist, on the other, he felt a strong sense of responsibility for the well-being of his staff. Their comparative security would inevitably be jeopardised whether he retained or sold his factory, since all privately owned industries were liable to confiscation by the menacing German invaders.

An Oslo lawyer, consulted for a solution to the dilemma, produced an idea that strongly appealed to Tandberg’s financial sense and moral convictions. On the lawyer’s advice, *Tandberg Radiofabrikk A/S* was transformed into a Foundation controlled by a tribunal of employees with the former owner at the helm. In his new role of Managing Director, Mr. Tandberg became vulnerable to dismissal for mismanagement—a position that he has held and evidently enjoyed ever since.

In 1939, after a frantic bid for neutrality, Norway was plunged deep into war. Her 1,500

miles of sparsely populated coastline rendered the country hopelessly vulnerable to occupation—in which state she spent almost the entire six-year struggle. Although resenting their invaders, the people of southern Norway were not excessively disturbed in their way of life by occupation. Bitter resistance was confined, at first, to the northern provinces. But for Tandberg a nationwide ban on the possession of radio receivers threatened disaster. A policy of ‘Responsible Optimism’ was initiated to persuade the public to order receivers for delivery after the war. The campaign succeeded, 5,000 radios being placed in sealed stores in the years preceding 1945.

Three years after the war, Vebjørn Tandberg insisted upon the first of several major improvements in working conditions that were to establish the atmosphere of a factory family in the years ahead. Before 1948 the company had conformed to the practice, common even today, of employing production and assembly staff for longer hours than clerical and administrative workers. In that year, the entire company was aligned to a 39-hour week—a cut of three hours from the time originally demanded of manual staff.

Demand for radio receivers persisted into the next decade, 1950 being marked by a move from confined premises in central Oslo to a 100,000 sq. ft. plant at Kjelsås, three miles north of the city. Designed by a leading Norwegian architect, Thorlief Jenson, the building was erected in a rural setting over-



## BY DAVID KIRK

- 4 Central Tandberg premises at Kjelsås.
- 5 Employees relax in the grounds of the Kjelsås plant.
- 6 Tape recorder production lines in the Kjelsås 'Hangar', each line representing a complete series.



5



6

looking Lake Maridalsvatn.

When radio sales eventually fell, in 1952, the Tandberg company developed their first tape recorder. Two thousand *Series 1* machines were produced before a single definite order was received.

In 1954 the familiar Tandberg joystick control superseded a rotating mode selector, setting a style the company have followed and gradually improved upon for 14 years. Spurred on by the success of their tape equipment, they have expanded further into the television and teaching-machine markets.

A seven-storey building was added to the Kjelsås factory in 1962, providing another 70,000 sq. ft. for research and development. Two years ago yet another factory was opened—a 160,000 sq. ft. premises with a second gigantic assembly hall. This is situated 11 miles west of Kjelsås at Kjeller. Able to return all profits into the company, the Tandberg Foundation now plans to erect a new satellite factory every five years.

The Kjeller plant was modelled on the Kjelsås premises and employs 500 of the total 1,200 people working for the company. The Kjeller production hall alone contains a staff of 350, who assemble and test 25,000 televisions, 45,000 radios and 40,000 loudspeakers each year in addition to constructing the printed-board circuitry of the five tape recorders.

Despite their substantial size, the two factories create a misleading impression of the com-

pany's real stature. Kjelsås is the centre of a network of smaller companies—mostly Norwegian but including the British *Goodmans*—manufacturing circuit boards, mechanical parts, cabinets, speaker units and chassis for Tandberg products. Every component, from screws and idlers to deck plates and trade marks, is made to rigid specification by independent specialist factories. Tandberg regard this distribution of labour as a prime factor in securing reliable components at modest cost. No one company, in their view, can excel in all fields of metal handling—casting, turning, stamping and plating.

A staff of 60 is engaged at Kjelsås in making tape-heads, again from shells and laminations manufactured by an outside contractor. Each lamination is freed of swarf before being stacked with others into a core. Coils are then spun on to the cores which are sealed in their shells with *Araldite*. To protect employees from the effects of inhaling this resin, it is worked under glass in individually air-conditioned bench units.

Completed heads are polished on a *Payne* rotating grinder before being checked for electrical conformity. They travel then by lift to the ground floor assembly hall, known among Tandberg employees as "The Hangar".

Visitors to Kjelsås are treated to the imposing view of six production lines, each running the length of the hall and each devoted to one of the current Tandberg recorders. The two-speed *Series 8*, the three-speed *Series 9*, the

stereo *Series 12*, the controversial *6X*, the *Series 13* cartridge recorder and the new *Series 11* battery portable—each begins life as a handful of components beneath a great arched window, progressing towards the visitors' balcony where it arrives completed, tested and loosely packed.

Every tenth unit leaving the Kjeller or Kjelsås lines is subjected to quality control, in addition to the thorough tests made on all equipment immediately after assembly. There, mere passing of time has been found to introduce faults in products, slowly cooling solder joints changing electrical values or breaking circuit. Circuits manufactured at Kjeller are placed on a slow conveyor intended solely to aggravate faults which may be present.

Assembly staff are moved occasionally from one production line to another, eliminating the excessive tedium of repetitive work. They are trained for their new posts at benches on the far left of the Kjelsås "Hangar" in the company of newly recruited employees.

With its low population, Norway presents its industries with a limited source of labour. Working conditions at Tandberg are held in such wide regard, however, that an average of 20 letters arrive each day requesting employment.

One of the most recent features adopted on Tandberg recorders is opposing-field bias. The company's retention of peak-reading electronic level indicators has gained them a rather

(continued overleaf)


1




2



3



4



5

conservative name; was the adoption of a seemingly unproved technique out of character for the company? Mr. L. Nødtvedt, who led the team which developed Tandberg's version of the system, is confident that he has split the facts from the myths which surrounded earlier commercial applications. Having studied the work of the *ITT Research Institute*, Camras, and other pioneers, his team then examined existing domestic recorders employing bias heads. These were found to rely primarily on the tape following the curve of the record head (fig. 1), theoretically leaving the bias field before self-erasure could attenuate the HF end of the recorded scale. Although an attractive idea, this had precisely the same disadvantages as underbiasing in a conventional recorder—namely, improved treble response but greater distortion and poorer signal-to-noise ratio.

To obtain the full benefit of an independent bias head, it was found necessary to stagger the pole gaps by some 25 microns (fig. 2). Although this distance was not critical, the magnetic characteristics of the bias head were,


and much of the research at Kjelsås has been centred on this component. In the 6X, Tandberg claim to have improved both frequency response and distortion at  $3\frac{1}{2}$  and  $1\frac{1}{2}$  i/s (9.5 and 4.75 cm/s), though Mr. Nødtvedt frankly admitted that it was aurally indistinguishable from the conventional Series 6 at  $7\frac{1}{2}$  i/s (19 cm/s). Opposing-field bias is at its best at very low tape speeds. Cost, he indicated, was the prime reason why the Series 11 battery portable lacked an opposing-field head.

The 11 employs a sophisticated tachometer-controlled drive system and was developed with an eye very closely on the broadcasting and film industries. One of the three versions now being manufactured incorporates a pilot head designed to accept the tone generated by a cine camera. This tone is recorded transversely across the tape and consequently appears out of phase (and therefore self-cancelling) to the audio heads. When the film is later projected, it is kept in exact synchronisation with the sound track by a locking pulse from the pilot head.


The Series 13 cassette recorder is the logical off-spring of Tandberg's catering for the educational market, though its potential applications cover a wider field. As part of the Tandberg language laboratory, a Series 13 fitted with a short loop cartridge tapes entire lessons from the master recording and may be switched at any instant to reproduce the preceding few seconds still on the loop. This has the virtue of permitting instantaneous replay of difficult passages of a course, the master tape being simultaneously paused until the 13 is switched back to record. The unit is envisaged as a source of background music in factories, stores, and at exhibitions. It has two tracks, selected by switching from one head segment to another, with full record and replay facilities up to a 20 x 8 cm. internal speaker. Endless cartridges offer an uninterrupted source of information or music, though a short stop foil can be inserted into the loop to halt the unit at any desired point.

Having previously puzzled over the identity of the Huldra—Tandberg's much-photographed

6



8



7

- 1 A stage in head production.
- 2 A special tool is employed to align the capstan spindle.
- 3 The upper plate is screwed in position.
- 4 Accurate turntable alignment is essential if spools are not to scrape the deck.
- 5 Pad pressure is measured with a spring balance.
- 6 The completed mechanism—a Series 6.
- 7 Samples are subjected to reliability tests, including a sojourn in a heat chamber.
- 8 The end product—a Series 6X.

FIG. 1

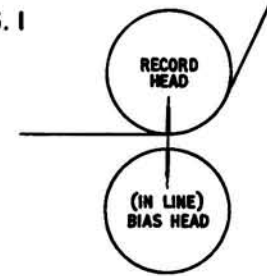
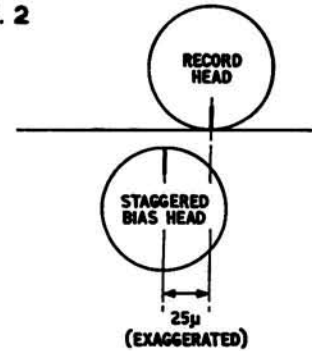


FIG. 2



female trading symbol—I felt some slight disappointment when introduced to a bronze statue. She stands bare-footed in the grounds of the Kjelsås plant and appeared quite unnerved by the thick snow and  $-20^{\circ}\text{C}$  prevailing during my January visit. Produced by sculptor Dyre Vaa, the Huldra is a mythical acquaintance of the Mountain King (immortalised beyond Norway by Ibsen and Grieg). Tiring of regal company, she sought rescue at the hands of Ellaan—a young fellow today employed in the grounds of the Kjeller factory. The two figures face each other across the 11 miles separating the two plants. The Huldra represents perfection—a quality the non-profit-making Foundation seeks in all its products.

Like his trading symbol, Vebjørn Tandberg is himself something of a legend in Norway. In addition to being an authority on social relations, he has come to represent the Norwegian dislike of naked bureaucracy. In one passage of *The Scandinavians*, the author quotes a Bergen businessman's belief that "a Norwegian worker given the choice of a 10 per

cent pay rise for himself or a 10 per cent reduction in his boss's salary would cut down his boss every time". Consciously or unconsciously, Mr. Tandberg has displayed the ability to remove the cloak of condescension from visiting bureaucrats. His staff speak with delight of the visit by Anastas Mikoyan, whose arrival was preceded by an entourage of austere Russian bodyguards. Impressed by Mr. Tandberg's informal dress and modest manner, Mikoyan announced "I wish to be like you" and promptly removed his coat; the bodyguards too completed the visit in shirtsleeves. Asked whether his organisation qualified as capitalism or communism, Mr. Tandberg replied: "A bit of both I suppose". On another occasion, a visiting politician was humbled to find the Managing Director following behind with his suitcases.

What of the future? Will any one director or group of employees combine their financial interests and reduce the organisation to its former mercenary status? In fact this is not possible since, contrary to general belief, the

Tandberg staff do not possess tangible shares in their company. They do, however, enjoy a profit-sharing plan giving a bonus of 1% of their average annual pay, after a preliminary five-year period, for each year that they continue to work with the company. This continues to a maximum of 20%. A policy of this nature cannot fail to intensify the atmosphere of personal involvement needed in conscientious staff. The Tandberg design team certainly seem to have caught the spirit and are leading the Foundation towards commercial immortality.

In conclusion I would like to thank Mr. Pettersen, Mr. Myhrvold and, needless to say, Mr. Tandberg for their hospitality during my stay in Oslo. Particular thanks are due to Mr. Spiten for taking a delayed aircraft, an infrequent taxi service and a frozen car battery in his stride for the benefit of a not-quite-frost-bitten journalist. I am also grateful to John Farnell and Arthur Dakin for making the journey possible.

UP TO  
**50%**  
OFF!

## FANTASTIC SAVINGS

We have a fantastic selection of tape recorders, new, shopsoiled and secondhand, showing savings on the manufacturers' list price of up to 50%. Our quoted prices are absolutely unbeatable, so why not call at any of our showrooms and see the fantastic savings that we, as Britain's largest tape recorder specialists company, are able to offer you by virtue of our ability to purchase large quantities and pass the savings thus obtained on to you! (Personal Callers only).

- UNBEATABLE NO-INTEREST TERMS
- OVER 100 MODELS ON DISPLAY
- EXPERT STAFF EXPERT ADVICE
- GENEROUS PART EXCHANGES
- SAVINGS OF UP TO 50%

## THIS MONTH'S BARGAINS

All supplied with 3 months unconditional written guarantee  
(Note: M=Mono, S=Stereo, BP=Battery Portable, 4=4 track, 2=2 track)

PHILIPS EL 3542 (M/4). List £66 ... ..	OUR PRICE 18 gns.
STUZZI TRICORDER (M/4) as new. List £79 ... ..	OUR PRICE 25 gns.
OPTACORD 408 (BP). List £42. As new... ..	OUR PRICE 29 gns.
FI-CORD 202A (BP/M/2). List £72 ... ..	OUR PRICE 29 gns.
GRUNDIG TK41 (M/2). List £90 ... ..	OUR PRICE 32 gns.
REPS R10 (M/2). List £62. As new ... ..	OUR PRICE 39 gns.
AKAI M69 (M/2). List £63. Perfect condition ... ..	OUR PRICE 39 gns.
GRUNDIG TK41 (M/4). List £86. Perfect order... ..	OUR PRICE 39 gns.
BRENELL MK5 Series 2 (M/2). List £80 ... ..	OUR PRICE 45 gns.
SABA TK230 (S/4). List £99 ... ..	OUR PRICE 45 gns.

**NOTE! ALL TAPE RECORDERS TAX FREE  
WHILE PRESENT LARGE STOCKS LAST!**

WYNDSOR VANGUARD (M/4) latest model. As new. List £64 ... ..	OUR PRICE 49 gns.
NATIONAL 750 (S/4). List £83 ... ..	OUR PRICE 49 gns.
FERROGRAPH 88 (S/2). List £130 ... ..	OUR PRICE 49 gns.
AKAI M6 (S/4). List £125. As new ... ..	OUR PRICE 69 gns.
SONY TC500 (S/4). List £110. Shop soiled ... ..	OUR PRICE 79 gns.
SONY 777 (M/2). List £160 ... ..	OUR PRICE 79 gns.
AMPEX 800 Tape Unit (S/4) as new. List £120 ... ..	OUR PRICE 89 gns.
UHER ROYAL STEREO (S/4). List £132. Brand new ... ..	OUR PRICE 95 gns.
AMPEX 1100 (S/4). As brand new. List £160 ... ..	OUR PRICE 105 gns.

PERSONAL CALLERS ONLY

**HURRY WHILE STILL AVAILABLE!**

# NuSound

TAPE RECORDER CENTRES

82 HIGH HOLBORN, W.C.1 (200 yards Kingsway) CHAncery 7401  
(Mon.-Fri. 9-6 p.m., Sat. 9-1 p.m.)

228 BISHOPSGATE, E.C.2 (opp. Liverpool St. Stn.) BISHopsgate 2609  
(Mon.-Fri. 9-6 p.m. Closed Sat. Open Sunday 10 a.m.-2 p.m.)

242/4 PENTONVILLE ROAD, N.1. (200 yards Kings X) TERminus 8200  
(Half-day Thursday)

36 LEWISHAM HIGH STREET, LEWISHAM, S.E.13 LEE Green 2399  
(Half-day Thursday)

360 KILBURN HIGH ROAD, N.W.6 MAIda Vale 1656  
(Opposite Kilburn Tube Station). (Half-day Thursday)

2 MARYLAND STATION, STRATFORD, E.15 MARYland 5879  
(Adjacent Maryland Point Station). (Half-day Thursday)



## The Powerful Partnership


**Stereo amplifier:  
solid state for a big  
solid sound.  
And a stereo tuner that  
really separates one  
channel from the other**

**V 201 stereo amplifier** A level of performance that far exceeds the modest price. 2 x 25 watts continuous output power; 26 transistors; wide frequency range, extremely low harmonic distortion. Wide range of accessory sockets. Painstakingly designed for the stereo enthusiast who demands the very best technical specification. Hear the V201 at good specialist dealers... a truly superb sound. Recommended retail price: £108.12.0


**T 201 stereo tuner** A perfect partner to the V 201. A fully-transistorised, all-waveband tuner with particularly powerful FM sensitivity. Automatic tuner (AFC), FM stereo indicator and separate AM/FM tuning. Excellent separation of signals from stereo channels: cross-talk attenuation better than 26 dB at frequencies below 6,300 c/s, better than 20 dB below 10,000 c/s. Very high selectivity: watch the signal strength meter drop all the way to zero in between stations. Recommended retail price: £92.6.3

Both units are matched in teak and light matt walnut cabinets.

Write today for fascinating FREE colour booklet to AEG (Great Britain) Limited 27 Chancery Lane London WC2.



# TELEFUNKEN



# CLOSED CIRCUIT

## BROMLEY TELEVISION PRODUCTION COURSE

BY RICHARD GOLDING

"THIS is a great place to fire one's enthusiasm," said Nicky Phillips, camera operator for the day. "I know so much more now about television than I ever thought I could know. It's the same with all of us—once the glamour wears off you get so involved with the medium that nothing outside it matters any more and the feeling, when one of your ideas has worked out successfully, is terrific!"

He was talking about the two-year course at the Film and Television Department at Ravensbourne College of Art and Design, Bromley, Kent, where 28 full-time students are together on one of the most comprehensive television production courses in the country.

The Department has recently moved from smaller accommodation in the main College building and now occupies the whole of the ground floor of what was once a primary school. At either end of the suite of classrooms there is a sound-stage and the classrooms have been converted into various workshops, equipment rooms and a control room complete with sound and vision mixing consoles and a bank of monitors.

Studio A, the major sound-stage, was mainly constructed by the staff themselves—Head of

Department Bob Butler, Chief Engineer John Lisney, and Sound Engineer Godric Beresford-Jones—who worked practically the whole of last summer's vacation to get the place ready for the new influx of students in September. The studio is 80 ft. long by 23 ft. wide and 14½ ft. high, large enough to carry more than two full sets and still leave just enough room for manoeuvre, though the staff would like the ceiling to be much higher. The sound-proofing was carried out by an outside firm and consists of 25 mm. thick rock-wool and 25 mm. air space overlaid with chicken-wire and battened down over ceiling and walls.

On first sight the equipment is fairly impressive and includes no less than eight image-orthicon and three vidicon TV cameras, a camera crane, various camera pedestals and an MR70 microphone boom—but when you look around there are all sorts of surprises for one used to the bare basics of educational TV. There is a complete tele-cine system, half-a-dozen 35 mm. and 16 mm. editing machines, racks of equipment, a huge outside broadcast van with generator and, above all, an Ampex transverse-scan video recorder.

And so it should be, for the aim of this course

is to present a professional television studio situation to the students so that when they receive the College Diploma at the end of their studies they are fully trained in all aspects of television and motion picture film production. Indeed, the training they receive during their first year is so thorough that some students are creamed off by Television Companies when they are barely into their second year.

Entry requirements are five O-levels with preference given to students having two A-levels at 17-plus, for the Directors' course, and four O-levels at 16-plus for the Technical Operators' course, after a personal interview. Suitable mature students are eligible but there is a long waiting list which will probably not be satisfied until the Department moves into a new, specially designed TV complex in two or three years time. By then the course may be extended to a three years duration and the entry requirements may be higher.

The Directors' course examines primarily the role of the director/producer in the industry, and the students undertake the planning and direction of their own exercises which correspond closely to full professional work. All other aspects of production are then introduced with Script Writing, Art Direction, Acting, Production, Post Production and Editing, followed by supporting studies including Period Studies (history of furniture, architecture and costume), English Language and Literature, Music, Social History, and Communication Theory.

A nerve-wracking feature for the newcomer is the 'Presentation' which takes place in the large studio once a month. Students write a script and they have to stand up before the staff and other students to talk about it for 10 minutes. Then follows a five-minute question time in which their ideas are pulled to pieces by the others. The script must be viable; it can be an adaptation of a book or short story, it can be for radio, for film, or for television, but it must be real. A script which meets with universal approval is then given to a director allocated to produce it. "These presentations are a valuable part of the course," said Bob Butler, "for they give the students experience in communicating their ideas to others".

Once a script has been chosen for production the various production roles are allocated to the students and their "red action files" made up. These are files with a red cover which the students must carry with them at all times and contain a copy of the dialogue, a fully made up sound and visual shooting script, and a call list showing the complete commitments of all the crew at all times.

There are many ways in which these exercises and results are examined. 16 mm. *Arriflex*, *Cameflex* and *Bolex* cameras are available for filming. The second studio may be used for CCTV with the mobile O.B. unit as an outside control room and the programme taped on the Ampex or smaller *Philips* helical-scan VTR.

On major projects in Studio A, first years act as assistants to second year students and gain experience in camera work, lighting and sound recording under professional conditions.

The major project occupying almost the whole of the spring term was the production of four of Alberto Moravia's *Roman Tales*. This was a quartet of stories set in Italy around

(continued on page 229)

# 2 YEARS GUARANTEE

Send for full specification of this hand built, hand wired quality recorder backed by long term service and spares.



**MODEL  
MIO  
2 track**

**4 track  
with  
duo-play**

## REPS (Tape Recorders) LTD.

11 Colville Road, Acton, London, W.3

Phone 01-992 4141

New dealers enquiries invited

# MIO

## High Output

## Tape Recorder

- ★ 10 WATTS OUTPUT
- ★ THREE SPEEDS
- ★ AUTOMATIC STOP
- ★ LATCHED PAUSE
- ★ MIXING : TWO INPUT CONTROLS
- ★ MONITORING ON INTERNAL SPEAKER
- ★ LARGE RECORD LEVEL METER
- ★ SEPARATE BASS AND TREBLE CONTROLS



AGFA-GEVAERT

... and also recorded the 'micro-sounds' of flies, prawns, moonbeams and falling snow! Extraordinary feats by an extraordinary man—nicknamed by his hundreds of friends as 'the crazy tapeworm'! Read all about him in the latest issue of Agfa Magnetron Magazine. True stories like this, technical features and a host of tips for the tape enthusiast can be found within its pages. Every issue also contains a wealth of information about the wide range of Agfa Magnetron tapes and useful accessories you can buy. It illustrates the benefits of low noise level without print-through, low distortion level, consistency, and the extreme tensile strength of all Agfa Magnetron tapes.



PROVED BY THE PROFESSIONALS

Get your FREE copy of the latest Agfa Magnetron Magazine, and hear for yourself the professional sound quality of Agfa Magnetron recording tapes.

**STAND 37 & ROOM 353  
at the AUDIO FAIR**

or write to Magnetic Tape Division, Agfa-Gevaert Ltd., Great West Road, Brentford, Middlesex.

# AGFA MAGNETON RECORDING TAPES



1937 and produced by four different directors under staff supervision. Although the four stories have different styles of presentation, continuity has been written in so that they can be edited together to make a one-hour programme and recorded as such on the Ampex.

*Roman Tales* presented many challenges to the students; a very complicated flashback sequence was overcome successfully, and the Art Directors came up with an idea that may well be incorporated into all future Ravensbourne set design. The sets were constructed of open frames rather than solid flats and the frames were bolted together in any series of combinations required to leave necessary apertures for doors and windows; card or wallpaper being attached to the open frames to complete the set walls.

This project had worries for the staff too, one of which was whether the technical facilities could keep up with the pace of the directors.

There are seven Technical Operators in training among the 28 students on the course and the staff is quite proud of them. "So far," it was said, "they have never let us down on any transmission and on this production they were marvellous".

These technical students do seem to work very hard indeed but they also appear to enjoy

it. Quite obviously the department must work to a very tight budget and consequently most of the equipment has to be bought second-hand, and second-hand apparatus comes complete with plenty of problems. Furthermore, these students spend two days of their week in attending lectures on basic television and electronics.

But then everyone at Ravensbourne is working full-out. The O.B. unit goes out on regular assignments to various schools and colleges and is now being geared-up to present outside broadcast news programmes. The idea is that the van will be loaded overnight with four image-orthicon cameras and a video recorder and will set off early the next morning to televise a complete situation such as a day in the life of a fire-brigade in an outlying district; or to make a short-notice recording of any outstanding news item in the area.

Early starts and late finishes are nothing new to the students. During the term before last they were working on a production at Keston Ponds and the set, a ruined chapel, had to be erected very early indeed. This meant them leaving the College at five in the morning and returning at three the following morning. And they also had the transportation of a boat to contend with!

The course is also involved with other colleges, one as far away as Kingston-on-Hull, in the co-production of programmes on varied

educational themes; and this year's summer term production in Studio A will have the co-operation of the Rose Bruford School of Drama, Sidcup, Kent.

This is intended to serve two purposes; to give the television students an opportunity of working with trained actors; and to give the drama students professional experience under live cameras. The drama school will supply 23 actors and the full resources of their costume department and will come along every other week during the term to rehearse two days on the set, to camera rehearse the following two days, and to transmit the last day.

There is a great deal happening at Ravensbourne but they are hampered by lack of space. The equipment exists for a 35/16 mm. dubbing suite but there is no room to set it up properly. Studio A ceiling needs to be 15 feet higher to allow technicians up on the lighting grid. More room is needed in the workshops and so on. But the lack of space is tempered by the general atmosphere of enthusiasm among staff and students. Two years ago, when they were working in even more crowded conditions, they won seven awards in the ICOGRADA bi-annual competition in Yugoslavia. In a few years, with the luxury of a new TV complex and colour TV on the programme, who knows what they might achieve. Provided, of course, that the television companies do not lure them away too early during their studies:

**TRANSPORT MECHANISMS CONTINUED**

depends on the frequency of the mains supply and the number of poles in the motor. The field in a two-pole motor, connected to a 50 Hz supply for example, would rotate at 50 times a second or 3,000 times a minute. In a conventional motor the speed of the rotor which is coupled to the capstan spindle would be somewhat less than this—say 2,800 r.p.m. To translate this into capstan diameter (for a tape speed of 19 cm/s) we can use our formula: tape speed =  $\pi C/60$  and  $C = \pi d$ , when the diameter  $d$  works out at 1.3 mm. Obviously a capstan of this diameter is too fragile to use and the only way to increase its diameter and maintain a direct drive is to reduce the speed of the motor.

This can be done by increasing the number of poles. A four-pole motor runs at approximately half the speed of a two-pole motor and therefore the diameter of the capstan can be doubled to keep the speed at 19 cm/s. The capstan diameter of 2.6 mm. is just about thick enough for practical purposes, but if a speed of 9.5 cm/s is required an eight pole motor would have to be used.

A direct drive for the capstan spindle therefore imposes direct limitations on its size which can be troublesome at the lower tape speeds, though it has the advantage of a slip-free linkage between the motor and spindle, resulting in an excellent long-term speed stability. In many high quality machines a direct drive is the method of choice. The *Revox 736* for instance used a Papst hysteresis multipole motor coupled through a damping device to the flywheel, applying direct drive to a very thin capstan spindle.

In most machines the power from the capstan motor is transmitted to the flywheel

by a mechanical linkage such as a rubber cord or idler wheel so a speed reduction can be achieved. This enables the advantages of a large or moderate sized capstan diameter to be coupled to an ordinary high-speed induction motor. However, I shall have more to say about this in a later article.

Having decided on the diameter of the capstan, the size and weight of the flywheel, and also on their arrangement, the designer has to specify the materials to use and the accuracy to which the parts have to be machined. A point of considerable importance related to this is whether the performance of a tape deck as measured routinely in manufacture will apply after the recorder has been in use for several months. Obviously the guides, heads, capstan and pinch wheel have to be scrupulously clean to obtain the best performance in any machine, but the pointer to reliability is a high standard of mechanical construction and assembly.

I have already mentioned the important points in the design of the capstan and flywheel, and it may be inferred that these parts must be machined to very close tolerance and also be concentric with their axes. It is equally important that the bearings in which the spindles of the capstan and pinch-wheel run are of high quality so that uneven friction and noisy operation are avoided. In addition, the axes of these two spindles must be exactly in alignment and perpendicular to the deck plate. This enables the pinch-wheel to exert equal pressure over the entire tape width which is essential for a smooth tape drive.

Fig. 3 shows a simplified diagram of the capstan and flywheel arrangement used in the Series 6 *Wearite* tape decks. This assembly uses two ball races which correctly align the centre spindle and keep it at right-angles to the

fixing plate. The heavy, accurately balanced flywheel is attached as shown to the bottom end of the spindle and is held in place by a thumb screw. This is useful since it enables the weight to be removed from the capstan when the recorder is carried any distance, thus avoiding any risk of bending the spindle. The capstan face is made of very tough, warp-free 'neoprene' rubber which has a high coefficient of friction and this coating is machined concentric after it has been fixed to the capstan sleeve. This is a very close fit on to the centre spindle and is held in position by a screw passing through the spindle.

The advantages of a carefully designed capstan and flywheel assembly will only be apparent if the drive motor and the necessary power linkage is built to the same high standard. Next month we shall make a start on tape recorder motors.



"'No tax at all?' I said. 'No', they said. 'How long have they been around?', I said. 'Twenty years', they said, 'Blimey!', I said, 'Lets put 'em up a third.'"

# MATCHING & MIXING

some hashes and hook-ups by john fisher

THESE jottings were inspired by H. W. Hellyer's mention, in his February *Tape Recorder* article on servicing the *Reps* machines, of the requests he gets for devices to modify the *Reps* inputs to customers' requirements. The circuits that follow are ones that I have jotted down from time to time, the first stemming directly from that article. Fig. 1 is designed to match a low output crystal or ceramic cartridge such as the *Decca Deram* (or any other high impedance source needing a load of several megohms) to the radio input of a tape recorder or the high level input of an amplifier or mixer. The circuit is basically an *n-p-n/p-n-p* AC/DC feedback pair of transistors followed by an emitter-follower, and bootstrapping to minimise the shunting effect of the bias resistor in the first stage. With the specified transistors the noise performance is good, bandwidth wide and linearity excellent. The output impedance is low, allowing long connecting leads to the equipment it is to feed without noise pick-up or high frequency losses provided co-ax lead is used for connection. The current drain is small, and the circuit can economically be fed from batteries which help eliminate hum problems and increase the unit's versatility.

The circuit provides a voltage gain of just over four as it stands and is therefore ideal for matching a cartridge like the *Deram* to the radio input of many recorders. If necessary the gain can be increased by reducing the value of  $R_1$  to say 470 ohms (at the expense of slight reduction of input impedance) or increasing  $R_2$  to 10 K. It is not advisable to increase  $R_2$  above this value otherwise the very low current resulting in  $T_1$  will make the overall current gain fall too far with a loss of input impedance and linearity. The emitter-follower may be omitted if the lead from the preamp is short and it is to feed a high impedance input. The bootstrapping capacitor  $C_1$  may be omitted if the input impedance is not required to be greater than about 1 M, and the 22 M resistor across the input may be omitted if there is a DC path through the source. The 2N3707 should preferably be selected for high gain. If the circuit is to be used with low level signal sources, e.g. crystal microphones, the second (p-n-p) transistor should preferably be a low-noise type such as the 2G308 or one of the new inexpensive low-noise silicon types available from *Texas*. The present bias adjustment resistor is set to give a reading of about 9 V at the emitter of  $T_3$ , and can be fixed with a blob of wax.

The circuit is capable of further variations and the one that follows is derived from it, fig. 2 being slightly better suited to low-level high-gain operation and easily adapted to provide frequency correction to suit tape-heads, magnetic cartridges, etc.

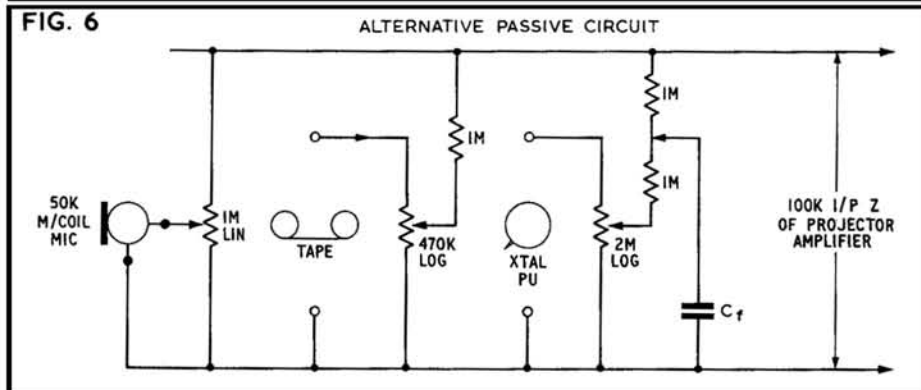
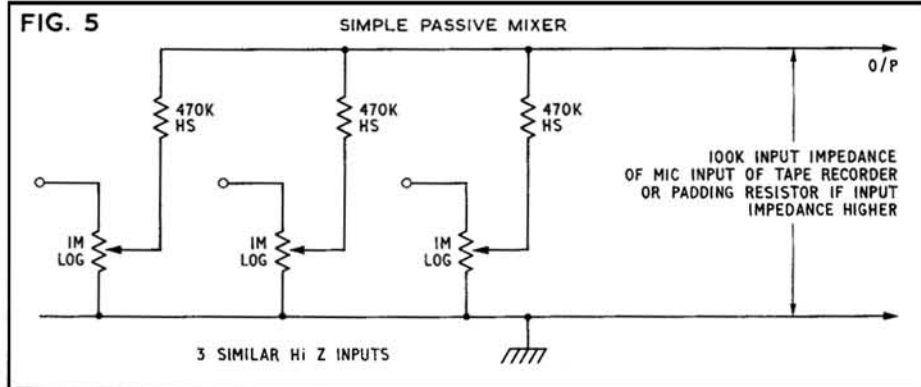
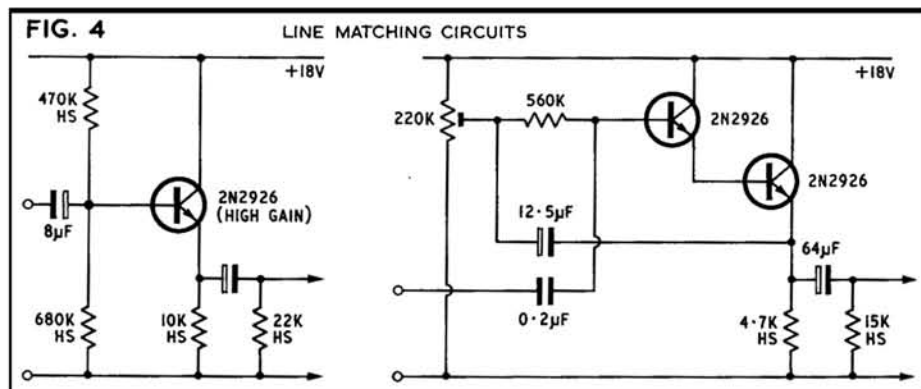
The circuit gives an input impedance of several hundred kilohms and low impedance output. With flat response, the gain is given by  $\frac{R_4 + R_5}{R_5}$ . With a value of 6.8 K for  $R_4$  the voltage gain is 8, for instance. A value

of .0047  $\mu$ F for  $C_2$  and 22 K for  $R_3$  are the nearest preferred values for 100  $\mu$ S tape replay equalisation from a high impedance tape head. The value of  $R_3$  is chosen to give the right time-constant  $(R_3 + R_5)C_2$ . The 22 K and 68 K biasing resistors may be replaced if preferred by a 100 K preset resistor. Suitable subminiature presets are available from *G. W. Smith & Co.* of *Lisle Street, London*, or from *Henry's Radio, Edgware Road*. All other resistors should be high stability types, close tolerance for equalising components. The resistor in series with the output is merely to protect the emitter-follower transistor against short circuit and may be omitted.

The first stage is run at very low current and the voltage across it is lower than with the first circuit; unless the 2N930 is used the first

stage transistor should be chosen for high gain. The noise performance of the circuit is good. The second transistor should be a low-noise type; silicon or germanium types can be used. The starred resistors should preferably be low-noise metal film types, or at least high stability cracked carbon types.

Another simple circuit that can be used with low level signals if necessary is shown in fig. 3, and uses *n-p-n* silicon transistors only. Compound transistors are available for this application, with internal connections between the transistors, but it is still simpler and cheaper to use separate transistors—preferably a low-noise type for the first transistor and almost any small-signal type for the second; three suggested types are given for each. The compound pair give a high input imped-



ance, low noise and definite voltage gain. An emitter-follower may precede the output capacitor if required, as in the other circuits. The base bias preset is adjusted for about half supply volts at the collectors for maximum signal handling ability, or the voltage across the transistors may be reduced to minimise noise with low level signals.

The circuit as drawn gives an input impedance greater than 1 M, with voltage gain of about 20. Gain may be increased by reducing the value of the emitter resistor (at the expense of input impedance) or by increasing the value of the collector resistor to say 22 K. Among the uses to which this circuit has been put—using two 2N929's—was to replace a valve mic preamp in a friend's short-wave transmitter, in order to reduce hum. It is used with a high impedance moving-coil or crystal microphone; and while this is obviously only for speech—and long range communication at that—he is a purist who believes in putting out an undistorted signal and aims at a signal-to-noise ratio at the transmitter of 50 dB or better. His first contact, using the new preamp, hailed on a quiet band from the depths of Africa, reported favourably on its performance!

If anyone else thinks of using the circuit for this purpose, however, it is important to screen the preamp very carefully to keep RF out, as the circuit bandwidth can be very high and tuned filters or high frequency roll-off in the amplifier may be necessary. The microphone case should also be well screened and the screened cable of the leads should use a closely woven braid and not the simpler wrapped or twisted screening that is becoming more and more common, particularly in lightweight microphone cables. Even without a transmitter in the house these cables with non-woven braid can give trouble with interference from taxis, police cars and the like, which appears to afflict them particularly badly.

If the problem is one of impedance matching or avoiding hum pick-up in a long connecting lead between, say, two tape recorders, with no change in levels required, the simplest matching device is a simple emitter-follower or a Darlington pair. These, operating with the line inputs and outputs of tape recorders or amplifiers, will require no special noise precautions and inexpensive *n-p-n* silicon transistors may be used. The first circuit in fig. 4 will accept a source of 100 K provided the output is not loaded, and the low output impedance reduces the likelihood of hum pick-up and high frequency loss in the leads if the preamp is mounted close to or at the output of the first recorder. The second circuit, with the bias circuit bootstrapped, presents a much higher input impedance and lower output impedance and can feed low/medium impedance loads if required.

Fig. 5 is a simple passive unit which can be of use to a sound-and-cine enthusiast or to anyone requiring to mix three sources such as

(continued on page 235)

FIG. 1

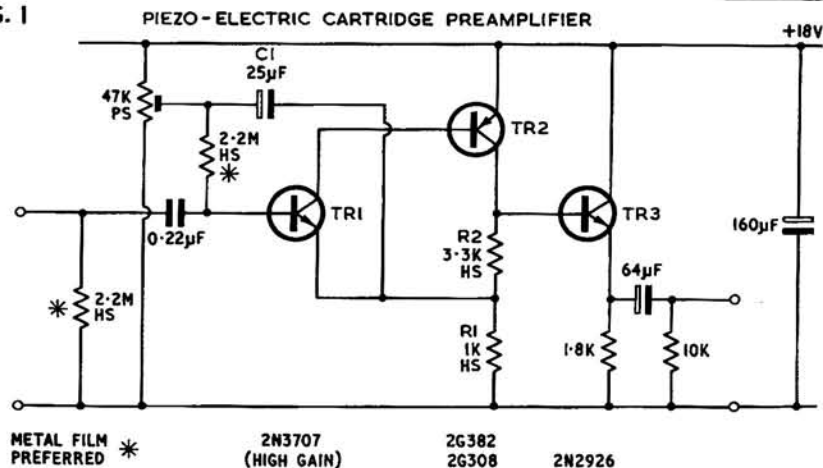
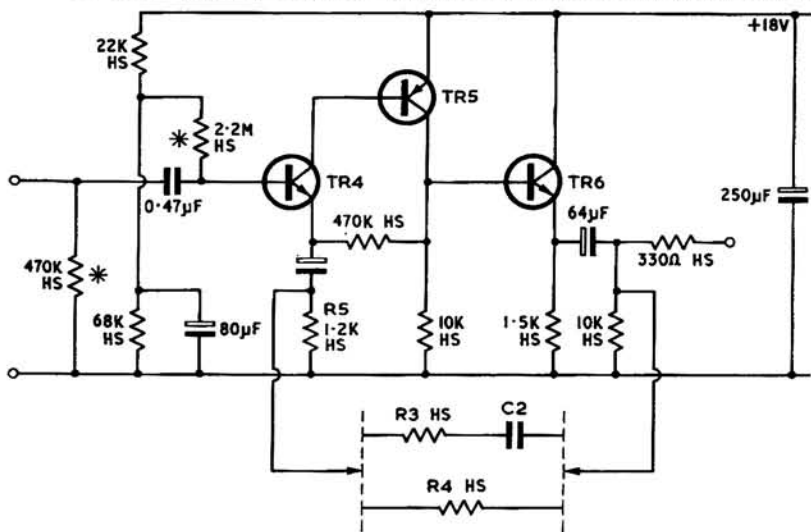


FIG. 2. HIGH GAIN PREAMPLIFIER FOR MAGNETIC CARTRIDGES AND TAPE HEADS

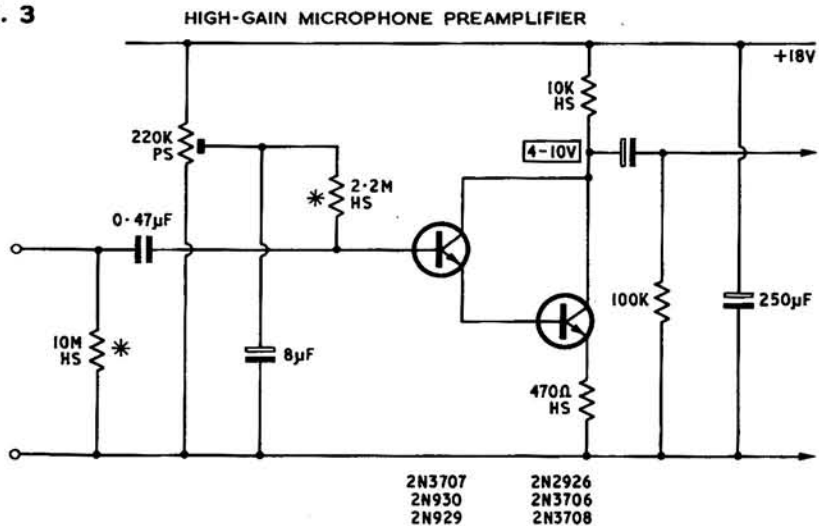


TR4 2N3707, 2N930, BC109

TR5 2G309, 2G308 (GERMANIUM) BCY71, 2N4061 (SILICON)

TR6 2N2926, 2N3706, 2N3708


FIG. 3



2N3707  
2N930  
2N929

2N2926  
2N3706  
2N3708

# NORTH WEST LONDON TAPE RECORDER CENTRE



**NOTE!**  
ALL TAPE RECORDERS  
**TAX FREE**  
WHILE PRESENT LARGE  
STOCKS LAST!

## TELEFUNKEN SPECIALISTS

### COMPLETE RANGE IN STOCK

Akai, Ampex, B & O, Brenell, E.M.I., Elizabethan Ferguson, Ferrograph, Grundig, Loewe-Opta, National, Nusound, Philips, Repts, Revox, Sanyo, Sharp, Sony, Truvox, Uher, Van Der Molen, Vortexion, Wyndsor, etc., together with a wonderful range of Tape Accessories.

Easily the most accessible Tape Recorder Centre in N.W. London. Situated opposite the Classic Cinema and Kilburn Tube Station (Bakerloo line). Bus routes 1, 6, 8, 8A, 16, 28, 31, 176, 187 pass near or by the door. Choosing a tape recorder? Nothing could be easier than a visit to the North West London Tape Recorder Centre.

Personal, Expert advice ● Generous part exchanges  
Easy hire purchase terms ● Free after sales servicing

**360 KILBURN HIGH ROAD,  
LONDON, N.W.6.**

Telephone: 01-624 1565

Open 9 a.m.-6 p.m. Monday to Saturday. Half day Thursday.

## TELEX COMBO COMBINES SOUND PURITY WITH EASY LISTENING



Joan Baez or Beethoven, Brubeck or Brahms, everything sounds better through the acoustically matched speakers in this new Telex stereo headphone.

Wide range sound, distortion-free purity, extra bass response and superb highs mean a guarantee of greater enjoyment of all music. Lightweight for comfort, quality built for sound, made for the pleasure of easy listening.

Telex COMBO is yours for only £13.10.0.

Frequency response 10 to 15,000 cps. Impedance 3-16 ohms. Max. continuous input power 10 watts. Distortion at normal listening level less than 1%. Weight 12oz. Foam filled vinyl ear cushions.

Whatever you need in headphones, Telex has it. The largest selection in the world.



U.K. Distributors. Transatlantic Music Tapes (Distributors) Ltd.  
Bristol and West House, Salisbury, Wilts.

# AUDIO '68 ANNUAL

*Be sure you get a copy*

No hi-fi or tape-recording enthusiast can afford to miss Audio Annual—and the latest issue is no exception!

This year's Annual is packed with a host of authoritative features, including:

- Loudspeakers in public—public insults to the audio ear.
- A look at the audio reproducing chain in a new light, following the signal from composer's brain to listener's brain via a multitude of stages.
- The future of tape recording.
- Looking at concert hall acoustics.
- Flapping baffle. Comprehensive survey of a rediscovered new invention.
- Audio marketing—from the retail angle.
- Important equipment reviews selected from Hi-Fi News and Tape Recorder magazines for 1967.

**7'6**

From newsagents, or 8/6 by post from Dept. A2, Link House, Dingwall Avenue, Croydon, CR9 2TA.





## THE SCHAUB LORENZ 5001 MUSIC CENTER

BY DAVID KIRK

### MANUFACTURER'S SPECIFICATION.

**Frequency range:** 40 Hz - 14 Hz at 10.5 cm/s average speed. **Wow and flutter:** 0.2%. **Dynamic range:** 45 dB. **Loudspeakers:** 21 cm. diameter and 6.5 cm. diameter. **Heads:** Erase and record/play 4-track with automatic change-over. **Capacity:** 126 tracks of 22 minutes duration, total 46 hours 12 minutes. **Manufacturer:** Schaub Lorenz Vertriebsgesellschaft MBH, 753 Pforzheim, Postfach 1720, Ostliche 132, West Germany. **Distributor:** R. L. Henson Ltd., 21 Lodge Lane, North Finchley, London, N.12.

**E**ARLY in 1965 the West German *Schaub Lorenz* company introduced a unique magnetic recording system employing 4 in. (10.2 cm.) tape and movable heads to attain 126 tracks of 22 minutes duration. The mechanism was conceived as part of a complete audio entertainment system and was to be sold with an integrated AM/FM radio or alternatively combined with a complete radio and disc-reproducing chain.

Precisely what was ultimately marketed where does not seem to be clear, though I do recall seeing the radio/tape/gram version on sale in Copenhagen during 1966. Possibly the price (£383 5s.) restricted sales of the latter system. At £288 15s., the radio/tape 5001 version was a similarly expensive form of entertainment.

Whether price, copyright protection, or production difficulties were responsible, the fact remains that some 800 *Music Centers* have found their way into the hands of a London wholesale company at less than a quarter of

the original price. They are now being sold direct to the public at £72 9s. A visit to their Finchley premises confirmed that a substantial quantity of spares had also been imported and I was informed that one of the company's staff had received service training at the Schaub Lorenz factory.

The 5001 Music Center (American spelling) comprises a three-waveband AM and FM radio linked to the tape mechanism. 21 cm. and 6.5 cm. speakers are mounted to the left of the cabinet. Separate mains switches allow the radio to be powered alone or in conjunction with the tape unit. The recorder employs part of the radio circuitry, however, and cannot be switched on until the radio itself is operating.

Although all the instructions supplied with the 5001 were in German, the controls were quite simple to identify. The dial and selector to the right of the cabinet evidently were the means of moving from one track to another. Left of the dial was a graduated scale, resembling a colourless thermometer, which evidently displayed the tape's position along its 22-minute run. Beneath lay a small transparent window through which part of a red and white wheel was visible, its purpose being to indicate tape motion.

A plastic panel between the track selector and radio controls governed all tape movement. The two rectangular buttons RADIO and TAPE provided the means of switching on mains power. Next to this was a small white WIEDERGABE, a German expression that could have meant anything from FAST WIND TO FUSE

BLOWER. It meant neither. Pressing WIEDER, GABE set the small white wheel in motion-actuating the playback mechanism through a solenoid. PAUSE meant exactly what it said, again working through a solenoid, but STOP held a few surprises. This button causes the tape to wind back at what sounded an extremely fast speed. If 800 Englishmen buy a 5001, then 800 Englishmen will endure the seconds of panic I felt when searching for a control to stop the STOP. In addition to its solenoid mechanism, however, the unit incorporates a sequential switching device which halts the tape when it reaches the leader, runs it forward again to the nominal beginning of the track, and declares itself ready for action by switching on a dial lamp. To the right of STOP is a red button marked AUFNAHME which *Telefunken* and *Uher* have already familiarised as meaning RECORD. Like most solenoid machines, the 5001 lacks an effective interlock against accidental erasure. Schaub Lorenz have overcome the problem by requiring the operator to twist the button slightly before being able to press it inward. AUFNAHME may be selected from a neutral tape position or during playback and immediately causes a red light to replace the white indicator lamp behind the selector dial.

There are no gain controls or meters with which to fiddle, automatic gain control making the unit very straightforward to operate but, at the same time, preventing the fade in and out of programmes recorded only in fragment.



Four rotary controls protruding from the radio panel govern tuning, treble (DISKANT),

(continued on page 235)

**Above:** Front view of 5001 with track-selector covering panel removed.

**Below:** Rear view showing hinged circuit board, mains transformer and loudspeaker.

**Right:** Close-up of the transport mechanism. Fast rewind motor spindle is visible at lower left of supply reel.



# FRANCIS OF STREATHAM

**SPECIAL FROM FRANCIS**  
 AMPEX 753 Professional Stereo pre-amp and deck. Transistorised. 3 Speed, 4 Track. For delivery now. **91 gns.**

## MAINS TAPE RECORDERS

Ampex 800 Series Stereo  
 Ampex 1100 Stereo  
 Ampex 2100 Stereo  
 \*Akai 1710 Stereo  
 \*Akai X-300 Stereo  
 \*Akai 910 Mono  
 \*Akai M.8 Stereo  
 \*Akai 355 Stereo  
 \*Beocord 2000 de luxe Stereo  
 \*Beocord 1500 de luxe Stereo  
 \*Brenell STB2 Stereo  
 \*Brenell Mk. 5/M Series III Mono  
 \*Brenell Mk. 5 Series III Mono  
 Ferguson 3232 Stereo 4 Tr.  
 Ferguson 3230 Mono  
 Ferguson 3224 Mono  
 Ferguson 3216 Mono  
 \*Ferrograph 631 Mono  
 \*Ferrograph 632/4 Stereo  
 \*Ferrograph 633 Mono  
 Fidelity Playtime 2 or 4 Track Mono  
 Grundig TK410 4 Track Mono  
 Grundig TK120 2 Track Mono  
 \*Grundig TK245 Stereo/Mono Pre-Amp.  
 Grundig 145 4 Tr. Auto Mono  
 \*Grundig TK340 4 Track Stereo/3 sp.  
 Philips 3576 4 Tr. Mono 4 sp.  
 Philips 4306 2 sp. Mono Auto 4 Tr.  
 Philips 4305 4 Tr. 2 sp. Mono  
 Philips 4304 2 Tr. Auto  
 Philips Stereo  
 Philips Cassette 3310 Mono  
 Philips Stereo Cassette 3312 with 2 sp.  
 \*Philips 4408 Prof. 3 sp. 4 Tr. Stereo  
 \*Revox 77 Stereo Transistor  
 \*Revox 736 2 sp. Stereo

Sanyo 929 4 Tr. 2 sp. Stereo  
 Sanyo 939 4 Tr. 2 sp. Stereo  
 \*Sanyo 999 3 sp. 4 Tr. Stereo (speakers extra)  
 \*Sanyo 800 3 sp. 4 Tr. Stereo Pre-amp. and Deck  
 Stella 463 Mono 4 Tr. 2 sp.  
 Stella 462 4 Tr. 4 sp.  
 \*Tandberg Series 6X Pr. A/Dk Stereo 3 sp. 2/4 Tr.  
 \*Tandberg Series 12 3 sp. 2/4 Tr. Stereo  
 \*Tandberg Series 8 Mono 2 sp. 2/4 Tr.  
 \*Tandberg Series 9 Mono 2 sp. 2/4 Tr.  
 \*Telefunken 85 KLE 2 sp. 2/4 Tr. Mono  
 Telefunken 200 2 Tr. Mono  
 \*Telefunken 204 Stereo 4 Tr. 2 sp.  
 Telefunken 203 Stereo/Mono 4 Tr. 2 sp.  
 Telefunken 201 Mono 4 Tr.  
 Truvox Series 50 2/4 Tr. Mono 3 sp.  
 Truvox R102/4 2/4 Tr. 3 sp. Mono  
 \*Truvox PD102 Stereo 3 sp. 2 Tr.  
 \*Truvox PD104 Stereo 3 sp. 4 Tr.  
 \*Uher Hi-Fi special Stereo Pr. A/Dk 2 sp. 4 Tr.  
 \*Uher Royal Stereo 4 Tr. 4 sp.  
 Ultra 6212 Mono 4 Tr. 3 sp.  
 \*Vortexion WVA 3 sp. 2 Tr. Mono  
 \*Vortexion WVB 3 sp. 2 Tr. Mono  
 \*Vortexion CBL Stereo 2 Tr. 3 sp.  
 \*Wyndor Vanguard 3 sp. 4 Tr. Mono

## BATTERY PORTABLES

Akai X-IV 4 Tr. Stereo  
 Loewe Opta 416 2 Tr. 2 sp. Bat./Mains  
 Loewe Opta Cassette 450 Bat./Mains  
 Philips EL3302 Cassette  
 Philips 4200  
 Stella 473 Cassette  
 Stella 9112AT Bat./Mains Cassette  
 Sharp Bat./Mains 2 Tr. 2 sp.  
 Telefunken 302 4 Tr. 2 sp. Mono  
 Uher 4000L 4 Tr. 2 sp. Mono  
 \*Uher 4200/4400 2/4 Tr. 4 sp. Stereo  
 \*Microphone extra

FOR A FAIR AND DEPENDABLE DEAL IN

## TAPE and HI-FI

- ★ Minimum Deposit and no Interest or Service Charges on H.P. up to 18 months
- ★ Free Service during Guarantee Period

### SPECIAL OFFER OF WORLD FAMOUS 'SHAMROCK' TAPE

Brand new, top quality guaranteed.  
 2400', 7" reel ... 25/-  
 1800', 7" ... 21/-  
 1200', 7" or 5½" or 5" ... 15/-  
 900', 5" ... 12/6  
 600', 5" ... 10/-  
 P. and P. 1/6 per reel. Orders over £3 post free. Cash with order please.

### MAINS POWER PACKS

Philips, Stella or Cossor  
 Telefunken 300 with cell  
 Uher 4000 with cell

### MICROPHONES, MIXERS, etc. by

AKG, Hammond, Grampian, Reslo, Acos, Film Industries, Telefunken, Beyer, etc.  
 Bib and E.M.I. splicers, Matching transformers, Defluxers, Bulk Erasers, etc.  
 Eagle Mixer  
 Hammond 5-way Mixer  
 Philips Pre-amp  
 Also stands, booms, fittings.

Pre-recorded tapes and music cassettes by Columbia, H.M.V. and all E.M.I. labels, etc.

Tapes in all grades and lengths by: B.A.S.F., Scotch, Philips, E.M.I.  
 Tape Reels all sizes.

## HI-FI DEPT.

● **AMPLIFIERS**  
 Quad Rogers Arena Philips  
 Goodman Nikko Ferguson  
 Leak Armstrong Tripletone  
 Scott Truvox Tandberg

● **TUNERS**  
 Quad Rogers Leak Armstrong  
 Tripletone Arena Philips  
 Nikko Goodman Huldra

● **LOUDSPEAKERS**  
 Quad Rogers W.B. Kef  
 Wharfedale Goodman Tannoy  
 Lowther Leak Elac Truvox  
 Ditton Tandberg Arena


● **MOTORS, PICKUPS**  
 GARRARD incl. Thorens  
 SP.25 401, etc. Euphonics  
 Goldring Tannoy  
 Connoisseur Shure  
 DECCA Empire  
 Decca Deram Sonotone  
 Philips SME Mk. II  
 Ortofon BSR  
 Dual Pickering  
 All types of Diamond and Sapphire styli, stereo and mono. Microlifts, Garrard, Goldring and Acos Pressure Gauges. Disc Preener. Acos Dust Bug. Cabinet by Record Housing, Clearview and G.K.D.

**169-173 STREATHAM HIGH ROAD, LONDON, S.W.16**

Between St. Leonard's Church and Streatham Station

01-769 0466; 01-769 0192

Please note this is our only address ● Free parking Prentis Road, 2 mins. away  
**OPEN ALL DAY SATURDAY—EARLY CLOSING WEDNESDAY**



## Would you qualify as a Revox engineer ?

If you have the enthusiasm and technical skill to match this precision tape recorder and are able to make your work base Windsor we invite you to write, call or telephone for an early appointment. Applicants have the prospect of graduating to a position with the Revox International Operation in North America.

**C. E. HAMMOND & CO. LTD.**  
 90 HIGH STREET, ETON, WINDSOR, BERKS.  
 Telephone: Windsor 63388

## ILIFFE BOOKS

### THE TAPE RECORDER

Second Edition

by C. G. NIJSEN

This book has been specially written in clear, simple non-technical language for the rapidly growing band of enthusiasts for whom the tape recorder is as indispensable as a radio, a record player or a camera. It shows how the best possible results can be obtained from a recorder, whether it is used for pleasure or education purposes.

In this second edition a chapter on cassette recorders has been added explaining the principles and the advantages of this system for the user who above all wants "simplicity of operation".

Because of its practical approach, this book, by an author with many years of experience in all branches of sound recording, will be easily understood even by those new to the subject, and will assist all those reading it to improve the standard of their recording.

172 pp., illustrated, 18s. net, 18s. 11d. by post.

obtainable from leading booksellers

**ILIFFE BOOKS LTD.**  
 42 RUSSELL SQUARE, LONDON, W.C.1

bass and volume. The latter knob, situated on the bottom left of the four, is the only one of the four without an obvious label or purpose.

Though unfamiliar in layout, then, the 5001 is quite foolproof with or without an instruction booklet. To prove the point, I left the unit in the hands of a younger sister (17 years, moderate intelligence) who was almost entirely familiar with the controls after 15 minutes of experiment.

Note the *almost*. The Music Center seems initially to have a mind of its own. Tiring of a certain recording, it will occasionally emit a rasping hum, stop, move itself on to the following track, rewind itself and then proceed to play whatever music, speech or tape hiss that track may contain. Far from being haunted, the recorder embodies a sophisticated sensing device also found on the more elaborate *Ampex* machines. When the STOP button is pressed after a period of recording, the tape continues its forward motion for a few seconds during which a low frequency tone is recorded. When the tape is later played, this hum actuates the stop/rewind mechanism and also automatically changes the track. Like AGC, this can have its disadvantages in certain situations. If one records a fairly long item, for example, later placing a short piece of music over the start of a track, the unit will switch itself to the following track at the end of the short piece without continuing to the other material on the present track. Judicious use of the pause control overcomes this problem when it arises, however.

More annoying, though again a minor point considering the purpose of the 5001, is the total absence of a fast-forward spooling facility. If you desire to show off a recorded item at the very end of a track, that item cannot be reached in less than 20 minutes or so. A few dozen idlers or belts might have achieved this feature, though the manufacturer obviously did not want to over-complicate the mechanism.

Had the 5001 been a mechanical nightmare—which it might, considering what it has to accomplish—it would have been returned to the importer and no report would have been prepared. Obviously it is an obsolete model and unlikely to be familiar to the electrical servicing trade. In fact, however, the recorder is visibly simple in conception once the hinged rear circuit boards have been pulled down. A stabilised DC motor drives the take-up drum through an idler, causing the tape to be pulled relatively slowly past the heads, increasing speed as the effective hub diameter increases. Average speed is 10.5 cm/s. Rewind is very much faster, the tape being driven by a separate AC motor pulled against the supply drum rim by a solenoid. The most intricate part of the system was not the transport mechanism at all but the track selector. The 126 tracks are divided into sets of nine, indicated on the moving dial as *A.1, A.2, etc.*, and culminating 46 hours away at *0.9*. Before mathematically-minded readers rush for their pens, I should mention that the letter *I* is for some reason omitted from the scale. The selector knob clicks positively from one track to the next and drives the erase and record/play heads through a series of cogs. The two heads are mounted on a single bracket and one hopefully assumes that any change in alignment would be common to both heads.

The 10.2 cm. tape is manufactured by *BASF* and showed little sign of dropout during the three weeks intensive use the 5001 received. A substantial margin at each edge eliminates the outer-track fading common to most medium price  $\frac{1}{4}$ -track recorders. Hiss was the most obvious fault in the system but this was still low enough to be easily confused with hiss in the radio itself. A good external VHF aerial would probably eliminate the latter but, with the internal aerial, broadcast and taped material were very difficult to distinguish. In terms of quality, the 5001 was comparable to a £40  $\frac{1}{4}$ -track recorder, reproduced through a fairly good external radio or one-piece radiogram. Wow was audible but not distressing and

corresponded to the idler rotation frequency. Flutter may have been present but was sufficiently low to be masked by distortion in the amplifier chain. At extreme settings of the tone controls, the cabinet thumped and tizzed in a rather tiring manner and an external speaker would probably have improved matters considerably. Care should be taken when recording to prevent loudspeaker and cabinet vibration returning to the tape itself since this might cause flutter; so much for logic—in reality the effect was never noticed. The 5001 made a better noise on its own speaker than even the best conventional recorders through theirs. I regard the *Ferrographs* and the *Revox 736* respectively as having the best monitor quality, though they too have a tendency to thump when fed with excess bass. (Who will be the first to fit a *Goodmans Maxim* as an internal monitor?)

An unusual multi-pin connector is fitted to the rear of the unit to permit connection of external equipment. A small preamplifier is supplied, allowing the equally detestable DIN plugs to be connected without excessive fuss. The 5001 accepts signals from external tape equipment, at line level, though the AGC makes it difficult to select an optimum input since anything slightly off the ideal is compensated for by the record circuit, at the expense of greater distortion or increased noise. This applies, of course, to all machines with automatic gain control. Recording from the 5001 is possible through the multi-pin socket.

Despite its size, the Music Center is a fascinating plaything, growing more valuable to the user as its tracks begin to fill. With increasing use, however, the problem of head cleaning is inevitable. There is no simple route to the head faces, other than removing the chassis from the cabinet and dismantling the tape transport. When approached on the subject, the importer suggested squirting petrol on the tape, switching to *WIEDERGABE* and letting the tape itself perform the task, cleaning the tape as it winds on to the take-up drum. Oddly, the idea seems entirely practical.

## MATCHING & MIXING CONTINUED

two tape recorders and disc, or radio, tape and disc, or tape, disc and microphone, without the need for complex mixing and matching circuits. It is designed to feed the microphone input of the tape recorder, with the insertion losses in the mixer providing the necessary attenuation to match the high level sources to the high sensitivity input of the recorder. Passive mixers of this type are generally less suitable for mixing several microphones as the insertion losses put some strain on the noise performance of the input stages of the tape recorder as well as increasing the likelihood of trouble from hum at these low levels. However, it is possible to cater for an input from a single high-output high-impedance moving-coil microphone (a crystal microphone needs an input impedance of Megohms and is therefore less suitable).

The first circuit is for three similar inputs at high level. Interaction between the controls is small because of the 470 K isolating resistors and the relatively lower impedance at the

mixing point due to the input impedance of the microphone input of the recorder (often about 100 K) or the padding resistor across the output if the recorder's input impedance is higher.

The second circuit (fig. 6) is one which was made up to go with a 16 mm. sound film projector to allow the operator to mix microphone, sound effects discs and tape, as necessary, when projecting occasional silent films. It was not felt that for the amount of silent-film work involved, an active-circuit mixer with fuller facilities would be justified. There is some reduction in gain on the other channels as the microphone is faded up, but in practice this has not proved troublesome and the effect is small. The microphone control acts as a series attenuator, and the loading of the microphone at the bottom of the control (with its effect on frequency response) is not significant as the microphone output is then down 20 dB which is low enough not to matter as the main gain is normally adjusted to suit a fully-open microphone control. The crystal pickup input presents an impedance of between 1 and 2 M, which is about adequate;

the capacitor *C<sub>f</sub>* was added and adjusted by ear to compensate to some degree for high frequency peaks in the cartridge in use and to provide a measure of filtering and tone adjustment. The lead between the mixer and the amplifier input must be kept short to avoid noise pick-up. An *Oxo* tin or similar metal box can be used to house the components.

All the preamps described can be conveniently built in small metal tins such as *Gold Block* tobacco tins or *Sucrets* cough sweet tins which are compact and robust, and soldered connections can be made to them. A pair of small 9 V batteries is the most convenient way of providing the 18 V supplies, unless a well smoothed auxiliary supply is available. The circuits will work down to 9 V or so, though the linearity will suffer slightly, but the 2N2926s should be substituted with higher voltage devices if the voltage is increased. The 2N2926 transistors are available at about half a crown from *Jermyn Industries*. The *Mullard BCY71* can be obtained to order from certain London dealers, and the rest are available from *Texas Instruments* or *Quarndon Electronics*.

**T**ECHNICAL authors grow thick skins. What with trying to run a service department during the day—plus all the exasperation that can entail—then cooping oneself up in the evenings to hammer out some deathless prose while wiser folk (like our Editor) are enjoying themselves at some concert or knocking holes in walls to modify room resonance, we grow callouses on the sensitive spots.

Nevertheless, having been justifiably chided a couple of times of late for giving an opinion, rather than stating pure fact, this contributor intends to stick unequivocally to service information for the remainder of this article. And what better way to do so than to reduce the verbiage?

So, how do we get away with that subterfuge? You may well ask. We humbly beg the aid of our draughtsman in redrawing some of those abominable jottings that adorn our workshop notebook, and illustrate some of the deck details of both these machines, the VR7, discussed last month, and the VR4, whose circuit is on the accompanying page.

But first, a note or two about the circuit. Comparing it with the VR7 of last month, we first see that it is completely transistorised, even to the extent of dispensing with a magic eye and using an edge-reading meter. Incidentally, for the several readers who request specific information on modifying magic eye to meter, and who apparently missed some interesting discussions in this magazine last year, comparison of circuits like this may well help them in their own construction.

In this circuit there is an implicit answer to another question often posed: how do we manage when we combine two sections of an amplifier with opposite polarity. Stage A has positive chassis return and Stage B employs




FIG. 2

the negative return mode—the usual question being, shall I blow something up? The answer of course, is *no* . . . we hope. Exactly these conditions obtain in the VR4 input stages. The preamplifier is a BC108, which my little book tells me is a “Silicon *n-p-n* epitaxial planar transistor” and being *n-p-n* it has its collector positive, whereas the OC44 which it feeds is *p-n-p* and has a negative voltage applied to the collector.

Taking care that the relative bias voltages are correct, with respect to the positive or negative side of the circuit, all that remains is to ensure that the signal is applied between the correct terminals. And the vital point that must be hammered home is that to the signal the top rail, or ‘HT line’, is virtually at chassis potential. This is because of the heavy decoupling. With, in this case, 2,000  $\mu\text{F}$  at the voltage feed end of the circuit, 1,000  $\mu\text{F}$  after the first filter, and a further pair of 125  $\mu\text{F}$  each after later interstage filters, there is not going to be much audio left to get back into the power circuits. So the input signal can be applied, as it is, between the base of the input transistor and chassis—even though, in this case, the chassis is the collector return line. I hope I have made my point, but must underline it with one more observation; when joining up circuits, as during experiments, remember always to keep the chassis return lines complete and constant to keep the chance of hum caused by inductive pick-up to the minimum possible. This, I regret, is not always so easy to do.

From the collector of the first stage, the signal is applied, again between chassis and take-off point, to the gain control and thence to the base of the OC44, which is now ‘right way up’, i.e. negative at the top. This is the great beauty of transistorised circuits, and something it is very difficult to do with valves. Shockley and Brattain should have done their stuff when we oldtimers were apprentices; then we would not have had to unlearn all our old ‘electron stream’ ideas. For the readers who are still hesitant about transistors, let us pray the foregoing offers some little encouragement.

Further comparisons with the two circuits are invalid. The BC109, used in the VR7, is a low-noise version with slightly higher current gain. This is not so important, as the extensive feedback loops to even gain figures out. But the output stages of the VR4 are completely transistorised, using an AD161-AD162 complementary push-pull pair giving




FIG. 2A

a 5 W output to a 20 cm. loudspeaker. Impedance of the loudspeaker is a nominal 8 ohms at 1 kHz, and the rated frequency response of the circuits at  $7\frac{1}{2}$  i/s (19 cm/s) is genuinely within  $\pm 3\text{dB}$  from 40 Hz to 15 kHz.


But enough—we can read all about that in the brochures. Readers of *Tape Recorder* will probably be aware that both these machines are intended to be operated vertically—no compromise, for gravity plays a part in the lever system and the flywheel bearing is a spring-and-cup type, not the conventional retained ‘ball’.

The motor pulley does a three-fold job. Fig. 2 shows the central portion of the deck, with these functions readily illustrated. During playback, the pulley drives the rubber idler, whose level is determined by the usual ramping device for speed selection, (i.e. engagement with the appropriate step on the pulley). The idler engages the flywheel, whose rim can just be seen. The capstan is concentric with the flywheel spindle and a nylon limiter is used to prevent outward throw. Within the upper flywheel bearing, plainly visible in fig. 2, is a compression spring, and here we find one possibility of rough running if dirt has found its way inside. Fortunately, removal, cleaning, relubrication, and, if need be, slight retensioning of the spring, is very easily carried out once the clamp has been removed.

The second function of the motor pulley is to act as a belt drive, with a fair degree of slip. In fig. 2, the belt is shown tensioned, as for take-up during play, and in fig. 2a, we see the belt slack, in the neutral position. Now this belt has been a bit of a bother, and the makers have found it necessary to modify it for a slightly shorter type, with a rubber ‘tyre’ now inserted in the belt channel of the right-hand spool to offer a little more friction. (Models later than Serial No. 10500.) Somewhere I remember reading that this belt took nine years to develop. It is the sort of fabric and rubber belt that several other machines employ, but longer and thinner than many of its rivals—perhaps that explains the attenuated period of gestation. However, if it needs replacing, as it will when heat and dirt take their toll, use the later type and fit the rubber tyre to the right-hand spool, and then make the necessary clutch adjustments and there should be no further trouble. These clutch adjustments we shall come to in a moment.

Before that, we must discuss the third function of the motor pulley drive, and this

(continued on page 238)

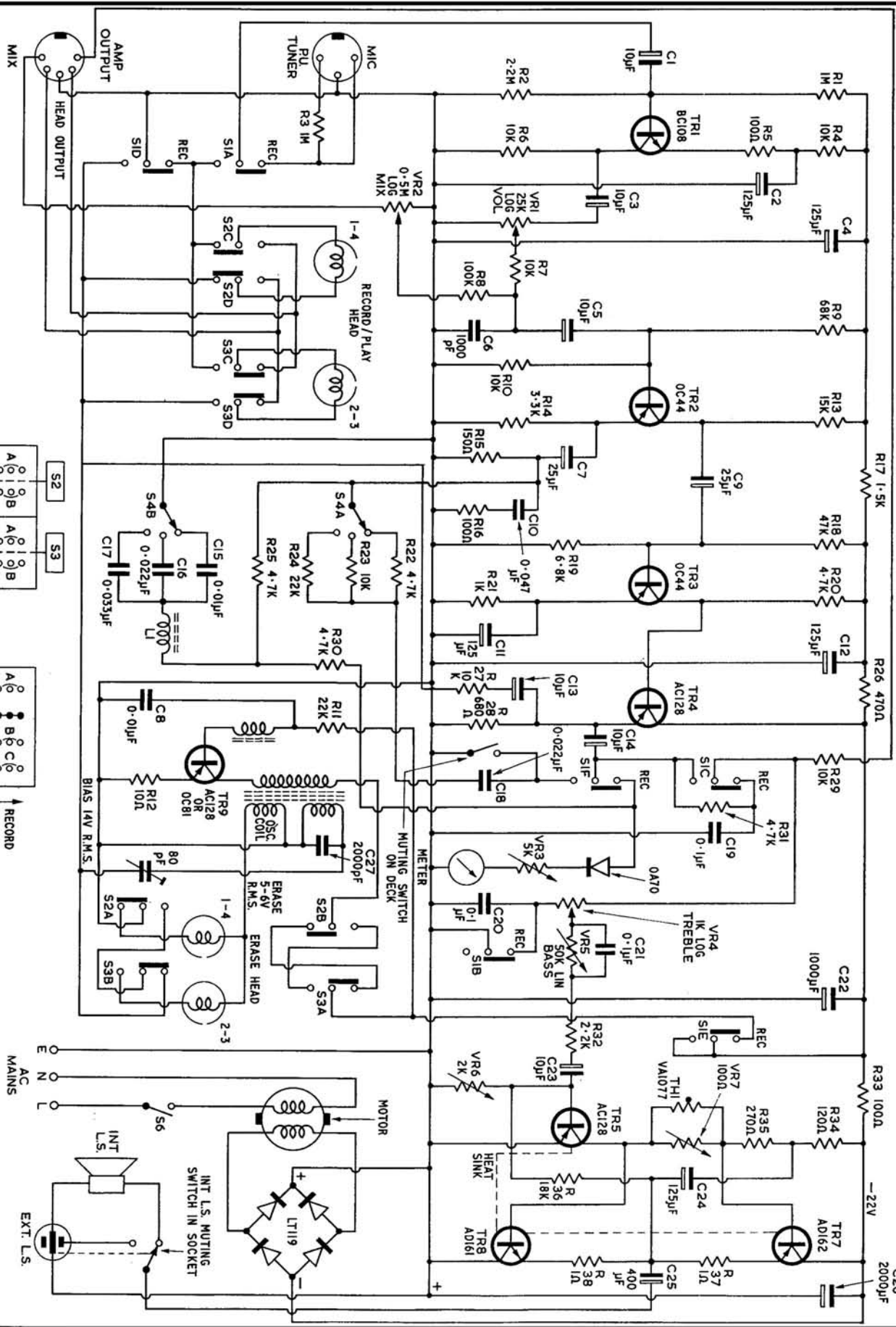


VAN DER  
MOLEN  
VR4

BY H. W. HELLYER



CIRCUIT DIAGRAM VR4 VAN DER MOLEN



**TAPE RECORDER SERVICE**

CONTINUED




FIG. 4




FIG. 4A

is for fast rewind. Its importance is twofold : first, it has to impel the left-hand spool quickly and smoothly to achieve an even winding of tape, and second, the spool carrier must be 'clutched' in a way that permits this direct drive while retaining some back torque during play or record. This is by no means easy, as those who have taken the trouble to read the two books by Messrs. Spring and Schroder, recently reviewed in these columns, will readily recognise. It is especially difficult with a vertically operated machine, where the gravity system; taking advantage of the weight of tape on the spool cannot be employed.

The answer is a form of clutch that gives a light outward thrust during play but is easily overcome during fast rewind. A small felt

disc is used, just as in many other clutches, but it is mounted on a 'spider' that sits concentrically around the hub bushing that protrudes from the deck. Its three 'fingers' just engage through holes in the bearing flange and its outward tension is given by a light compression spring. For what it is worth, my drawing of fig. 3 shows the assembly in sectional view, while fig. 2a gives some idea of the removable tyre that is fitted around the outer edge of the left-hand spool carrier, and the way it engages the motor pulley when the whole bearing is moved by the long 'cycle-spoke' arrangement running horizontally across the centre of the photograph.

Incidentally, the vertical 'spoke' is the one that actuates the brake lever assembly :

this runs along the top of the deck.

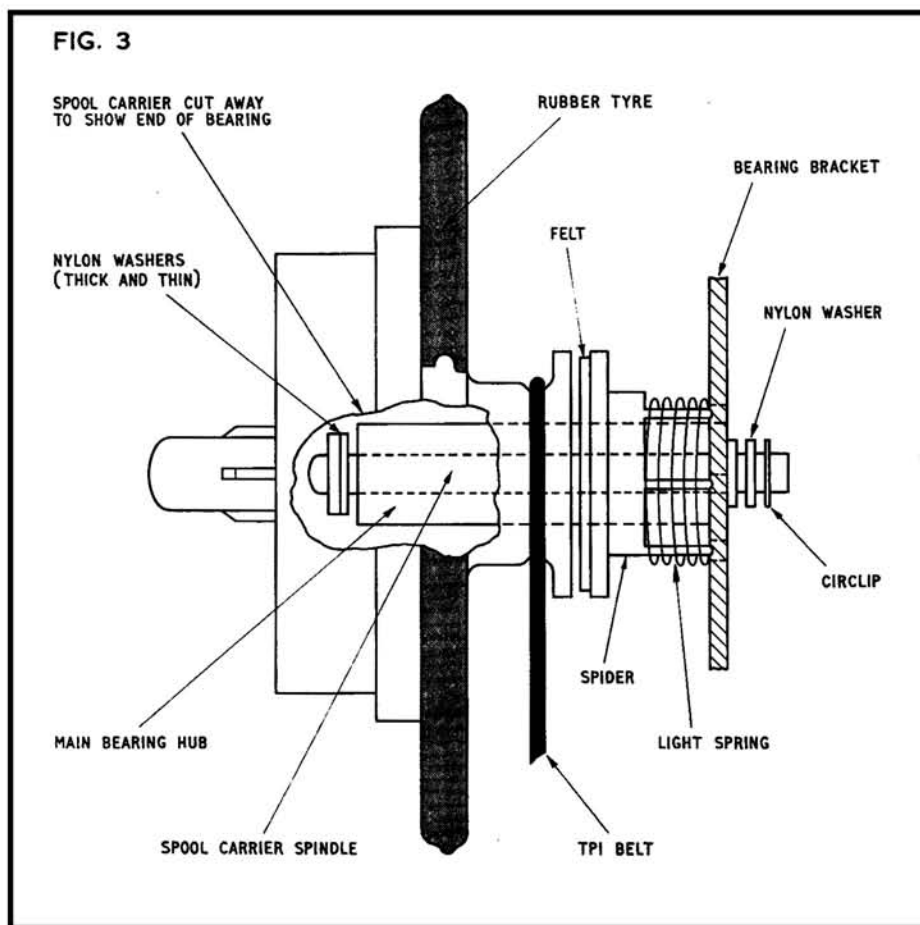
This left clutch assembly needs some attention if there is an excess of back drag. Slight wow can be caused, and lead one to investigate the 'usual' causes, flywheel, pinch roller and its mounting bracket or take-up spool, where incorrect setting of the bearing bracket, which is adjustable, may sometimes be the origin. But if the obvious causes are ruled out, never overlook this possibility of erratic 'drag'. Check, especially, the setting of the rod and lever at the key end of the system, where stickiness may cause the bearing of the left spool to be too close inwards, and even allow the edge of the tyre to scuff the motor pulley occasionally.

But more usual is a drying of the nylon washers, shown in fig. 3, between the inner part of the spool carrier and the barrel and again at the rear of the spindle, under the circlip. Take care when dismantling and reassembling to refit these washers in the right order. There are thick and thin versions to get the right spacing.

Another hidden cause of back-drag may be a sticky tape position indicator, or, more usually, its pulley. The TPI belt comes up and over the inner hub of the left spool carrier. So far, there has been no problem with belts, but dust and heat can cause sticking TPI gears and pulleys on any machine, despite the maker's care in design. One such instance we had seemed to have been operated in the coalhouse.

And so to take-up, the trickiest problem of the lot. Mr. Van Der Molen was most helpful when the original batch of the VR7 machines came on the market and two or three evinced take-up troubles. I blush to think of his telephone bill and can do no better than pass on his advice. The take-up is achieved by partially tensioning the fabric/rubber belt to the right-hand spool carrier. Slipping drive on the motor pulley allows the tension to be maintained correctly throughout the 7 in. (18 cm.) spool. But this depends on the movement of both the spool carrier on its bearing and the white plastic pulley shown in our photo, fig. 4, and the pivot lever on which it is mounted. In our photo it is shown in the take-up position, i.e., in the Play mode, and it will be noted that the arm sits roughly horizontally. This is the position to aim at, advocates Mr. Van Der Molen, and to get this one must adjust *not* the lever linkage at the bottom but the spool carrier bearing bracket.

(continued on page 244)



# CrO<sub>2</sub> -tomorrow's tape?

A REPORT ON DUPONT 'CROLYN' BY EDWARD TATNALL CANBY

REPRINTED FROM FEBRUARY 1968 'AUDIO'

A MONTH after I learned about a dramatic new kind of magnetic tape based on a chromium dioxide compound, the august DuPont company gave an informal demonstration of the new product, which they call *Crolyn*, before a potent and intensely interested group of audio engineers at a meeting of the New York section of the *Audio Engineering Society* (AES). This slightly inquisitive non-engineer (who had been foresighted enough to become a charter member of the Audio Engineering Society many long years ago) hastened to the scene to listen in, and hopefully to sniff the winds of change.

They blew all right. They fairly whistled around the slightly antique New York hotel ballroom that Bob Fine has converted into a very un-antique recording studio. This was one of those Major Occasions. Or so I felt. A great deal more than just another new and better tape was involved here.

It was a peculiar meeting in a way. Great Commercial Empires have a distinctive style of presentation for their new products, as those of us who have attended press reviews, seminars, technical convention presentations and the like have long since discovered. It might be called the cryptic underplay, or the super-soft sell. The larger the Commercial Empire, the slicker is the presentation—and the more utterly offhand are the 'claims'. Indeed, the air of genial informality can get so intense you can slice it with a knife! You have to be on the spot to appreciate the phenomenon. Sometimes you can learn more from mere tones of voice, from fleeting smiles or frowns, from very expressive deadpans, than you can from the actual words.

After all, it is a huge responsibility for a man to stand up before a professional audience and represent, in his person, perhaps a cool billion dollars of sheer corporate entity. And

to talk about a new potential that also may involve enormous investment sums. If you were acting as Mr. DuPont, personified, wouldn't you play it cool?

And so I give my full admiration to the two DuPont gents (I'll leave them their anonymity) who so engagingly and offhandedly described DuPont's new tape for us. They were surprisingly straightforward, I thought, and remarkably unevasive. Only once or twice did I get that certain feeling that maybe, behind a deadpan answer to a probing question, there just might be a bit more involved than was being said in so many words. The net result added up to a very impressive presentation—underplay or no. That is, that this chrome tape is going to be as big a thing in our audio field, I would guess, as it already promises in the large first-priority areas of computer and instrumentation where it is now in limited commercial production.

## NO SINGLE TAPE

A few basics. First—we must understand that to develop a 'family' of tapes from a single new magnetic compound of this sort involves a long period of research and experiment. There is no single tape for all purposes, and desirable characteristics vary greatly. They even vary within our relatively simple audio field. It seems wholly reasonable for DuPont to have turned first to the pressing needs of the non-audio tape areas, formulating its new tape first in those special terms. Audio inevitably comes further down on the priority list—we are a bit smaller than we think, you know. But, *unless* there are fundamental problems, basic faults or disadvantages, the audio demands will inevitably be investigated and audio tapes will be formulated to fit our special requirements. Business is business, and nowhere more so than *chez* DuPont. They'll admit it cheerfully.

Chromium dioxide, the basic new material, is a synthetic that does not exist in nature. It is derived from chromium trioxide at high temperatures (above 375°C) and a pressure of 3000 atmospheres of oxygen. You won't be synthesizing it in your kitchen sink. (Presumably the stuff could occur at the pressures and temperatures found near the earth's centre. But we aren't likely to be mining around down there in the near future.) DuPont was the first to synthesize it and when the rather extraordinary magnetic properties of this material became apparent, they inevitably went into the preliminary developments that would lead to a new tape.

The dioxide comes in needle-like crystals (roughly 10:1 in configuration, length to width), as DuPont puts it, "acicular, single domain particles which can be varied in length from four to 400 microinches" and with a coercivity that "can be varied from 25 to over 700 oersteds". The saturation flux density is 6100 gauss and the Curie point is 126°C. This oxide has "a higher magnetic moment per unit of volume than gamma iron oxide typically used in conventional magnetic tape"; and this overall characteristic "leads to many practical advantages in the various industries which rely on magnetic tape for information recording". That may be the understatement of the year. In the Canby lingo, the stuff just has more umph per inch—a lot more. And—so far—very few serious problems, actual or anticipated.

It is especially significant, if I read the photomicrographs I saw correctly, that chromium dioxide forms a marvellously even and smooth coating for tape, the particles much more uniformly dispersed and much smaller than even the best iron oxide in present high-grade low-noise tape. This, you see, slants the spotlight straight in the direction of our most vital area of present development in audio:

(continued overleaf)

slow-speed, narrow-track tape recording. And, as we shall see, so do other factors.

There are some grand DuPont diagrams to illustrate the umph of this chromium dioxide. Its basic hysteresis loop is fantastic—superimposed on that of top-quality iron oxide tape, it starts lower, goes up much higher, and has longer, straighter slanting sides. The signal-to-noise ratio, necessarily somewhat variable from one type of formulation to another, is claimed from 3 to 8 dB better than comparable iron oxide tapes. You get both a higher signal and a lower noise, for the same input, though—at least on the instrumentation tape now being made—the maximum advantage seems to be well above 100 kHz. Even with my limited savvy in these technical areas, I still get the strong impression that similar S/N advantages will show up when the basic material is adapted specifically to audio needs.

Videotape is the big second-string market coming up for chrome tape, after the computers and the instrumentation needs are satisfied. Videotape gets much closer to our audio characteristics; for the same basic problem exists there as in present audio cassette recording—how to get more signal on less tape. We were given a beautiful endless-loop video demonstration on a pair of Sony machines, one of them adapted to run at half-speed, 3½ i/s (9.5 cm/s). Each loop was made up half of standard tape, half chromium, and the picture thus jumped, AB-style, from one tape directly to the other. (Because bias requirements are quite different, a higher bias being needed for chrome, the bias was manually switched as the tape patches went by.)

This dual demo proved an important point which applies directly to audio. At 7½ i/s (19 cm/s), the standard Sony tape speed, there was only a slight difference in picture quality between chrome and iron oxide tape. Explanation: *Other factors than the tape itself* were the limiting ones. The same thing will be true, generally, in terms of chromium tape used in higher speed audio recordings, though there are still, so to speak, residual advantages.

However, when the half-speed video-tape loop was played at 9.5 cm/s, the difference in picture quality was striking—chalky highlights, ragged details, grainy snow, from the standard oxide tape; a startlingly smooth, clear picture from the chrome. Slow-speed resolution! In fact, and this is the basic improvement factor at speeds where the tape itself is now often at fault, the ratio of quality was approximately two to one. That is, at 9.5 cm/s, chrome tape on the Sony gives as good a picture as iron oxide tape at 19. Momentous, yes?

#### CRITICAL SPEEDS

Once again, the maximum and most significant advantage of chrome occurs at the critical slow speeds (or, more precisely, short wavelengths on the tape) where iron oxide itself, even the best, has now become a basic limiting factor. It is in this critical area, the area of the slow-speed cassette for us, where the full 2:1 advantage will apply. And in unexpected other ways, too.

For example: cassette tape requires a thin oxide coating, as well as a thin base. At the

same speed, a chromium coating *half as thick* as an iron oxide coating on polyester material will give the *same* response. And the slower the speed, the more microscopic the actual recorded wave-shapes, the greater is the chrome advantage.

In this specific connection, I must quote DuPont in respect to its present instrumentation chrome tape. The significant performance factors here have to do with such things as information integrity at high bit rates per inch (bpi), flux changes per inch, etc. (where the same general doubling of performance is shown); but the following seems just as likely to apply to our own audio field, if and when:

#### PRONOUNCED SUPERIORITY

“At the shortest recorded wave lengths—60 microinches on 2 MHz recorders—the superiority of Crolyn is most pronounced. (And) the performance advantage of Crolyn tapes over high-quality iron oxide tapes *appears to widen at still shorter recorded wave lengths*, based on results from experimental and laboratory recording equipment.” (Italics mine.)

In the question period after DuPont's New York presentation, someone asked about prospective frequency response under audio conditions at very slow speeds. With the utmost casualness, as though it really weren't very important, the DuPont man said (and I quote, more or less verbatim: “Oh, I'd say with optimum heads and so on, 20 kHz at 1½ i/s (4.75 cm/s)”.

20 kHz! 20,000 cycles — if I may use the old terminology! Natch, this was only in the rough, this answer, without associated figures. But no matter. If I read it correctly, what he meant was simply that the particle size and uniformity of distribution, plus the inherent magnetic quality of this chrome material, should make possible this superb frequency range at the new and ultra-important cassette speed. Wow! Some tape. I want it.

#### LIVELY QUESTIONING

Is there a catch? Are there many catches? Well, the questioning was lively, but DuPont was pretty quick. Not until question No. 14 (I counted them) did someone ask what seemed to me a clincher—how about abrasion? Well, they said, that is largely a matter of the formulation of the binder, rather than the basic oxide itself, and there are, of course, many binder formulations. When pressed further, the DuPont man said flatly that the chromium dioxide crystals themselves are *not* more abrasive than those of iron oxide. He said it. I wrote it down. But—and here is the advantage of being present in person—I thought that I detected just the merest whiff of an understandable evasion in this interchange. Yet, after all, DuPont is still in the midst of developing this wholly new tape, and has not even (at this writing) made a start in the audio direction. Moreover, if the instrumentation tape is already in commercial use (via Honeywell equipment designed especially for it), then there are surely answers, if indeed there is any serious problem of abrasion. We've had such problems before.

Print through? On present instrumentation chrome tape, 7 dB better than equivalent low-noise iron oxide tape. That's what they say. Bias and erase? No unusual problems, though some machines will require higher bias levels than now available. Stability? Only limited

by the tape base. That is, they have not yet been able to destroy a recording without destroying the base itself. Storage? “No problems”—this after several years' experience to date. Changes needed in equipment? According to normal practice, only in recording—not in playback. Any trouble in binding to base? None. DuPont says it knows all about those things, and didn't really expect any problems, other than the normal ones with tape.

Somebody wanted to know what advantage there would be in using chrome tape for higher-speed mastering, since the most immediate advantage seems to be at very slow speeds. The answer to this I missed in part, and so got down only a dangling comparative: “. . . 3 dB more, at 3% harmonic-distortion output; also on up to saturation”. Sort of incomplete, that statement, but it sounds hopeful.

How about film striping? How about magnetic discs? Haven't even thought about them. Later, later, later. How much will it cost? Here the DuPont men waxed very cryptic—and who could blame them? A whole industry depends on it. But they did opine that in the video-computer areas their chrome tape would cost from 20% to 50% more than, presumably, standard high-quality iron oxide tapes.

Considering that you can use only half as much tape for the same quality of resolution—and the same will be generally true in audio—this would make the stuff reasonably cheap I'd say. But at mastering speeds, which probably will not be reduced for the new tape, the cost factor will revolve around the improvements to be had without speed changes. And in effect the same is true of slow-speed tape in cassette and similar form.

So there you have it. Most of it, anyhow. I must say again that, having been in the actual presence of the DuPont representatives and having seen and heard their demo material, I am reasonably convinced that no major, glaring deficiencies in chrome tape were being glossed over or even minimized, at least as of its present stage of development. I speak only for me, not for DuPont—I am no part of their Big Commercial Empire! (Though my Daddy used to horse around with the DuPont boys back in the old days in Wilmington, he didn't acquire any stock, alas.) I'm just an intensely interested outside audio observer—and so are you, I'll bet.

#### WHEN?

Two *big* questions just had to be answered before we all left that AES meeting if we were to sleep tight and feel right. One of them was forthcoming—No. 16. *When?* I am still not quite sure I could have heard right; but what DuPont said, I *think*, was: “We certainly hope to have something concrete (in audio tape) to tell you, to sell you, in 1968”.

Now if I'm getting those DuPont boys into trouble, I am truly sorry. It just might have been 1969, they said. Or meant. Anyhow—without much doubt we'll be seeing and hearing this stuff in the near future, formulated precisely and specifically for audio use.

The other question? Oddly, nobody asked it. Will anybody *else* be able to make chromium dioxide tape and sell it competitively? Like, say, pardon the expression: *3M?* You ask DuPont. I didn't.

# equipment reviews

## TANDBERG 64X STEREO TAPE UNIT

THE Tandberg Series 6 has been with us for six years. I reviewed the original 62 ½-track recorder in April 1962. The external appearance of the 64X is almost identical to the old model and the playback response from test tapes, wow and flutter readings, and pen recordings, are so similar that they might have been taken on the same machine.

The record/play responses however have been extended upwards by one octave at each of the three speeds by the use of the new opposing-field bias system. Yes, it really does work on this machine and with lower tape distortion than ever before! However, let us go through the standard sequence of tests before getting down to a closer look at the biasing system.

The pen recordings of fig. 1 show the short term speed fluctuations and RMS flutter bridge readings at the three tape speeds. Combined wow and flutter on record/play of the standard 3.15 kHz test tone at 7½ i/s (19 cm/s) remained stable at 0.07% with 20 Hz capstan wow and high frequency friction flutter in about equal proportions. At 3¾ i/s (9.5 cm/s) the top trace shows a slight trace of 10 Hz wow, but this was the worst reading obtained over a series of tests and was due to the adding of the record and play wows for a short interval. Best and worst readings were 0.08% and 0.085%. In the same way, 5 Hz wow is evident on the top trace of the 1⅞ i/s (4.75 cm/s) fluttergrams at 0.14% with cancellation taking place on the lower trace to give an RMS reading of 0.12%.

The upper panel shows the total wow and flutter, and the wow-only readings, from low-wobble test tapes at each of the three speeds. These are the kind of results to be expected from good quality pre-recorded tapes.

Long term speed stability was within ±1% at all parts of a 7 in. (18 cm.) reel.

Fast wind or rewind of an 18 cm. reel of LP tape (1,800 ft.) was accomplished in just less than two and a half minutes.


The tape position counter is driven from the right-hand take up turntable and clocks up exactly one digit per reel revolution, i.e., 10 reel revolutions give a reading of 10.

The play-only response from standard test tapes are shown in fig. 2 and these indicate that the level record/play responses of fig. 3 are recorded to approximately 50, 100 and 200 μS characteristics respectively.

System noise, unweighted, was 42 dB below test tape level. System hiss, with a 500 Hz high-pass filter to eliminate hum and low frequency noise, was 52 dB below test tape level.

The record/play responses of fig. 3 were taken at 10 dB below test tape level to allow for the very considerable (20 dB) pre-emphasis used at the lower tape speeds. At 19 cm/s the recording top lift was only 12 dB at 20 kHz.

These responses completely meet the specification figures and show that the cross field bias



### MANUFACTURER'S SPECIFICATION.

Quarter-track stereo tape unit with opposing-field bias. **Tape speeds:** 7½, 3¾ and 1⅞ i/s (19, 9.5 and 4.75 cm/s). **Frequency response (relative):** 30 Hz-20 kHz, 30 Hz-15 kHz and 40 Hz-9 kHz, ± 2 dB. **Oscillator:** 85.5 kHz. **Signal-to-noise ratio:** 62 dB at 19 cm/s, 59 dB at 9.5 cm/s and 56 dB at 4.75 cm/s. **Wow and flutter:** less than 0.1% RMS at 19 cm/s, 0.15% at 9.5 cm/s and 0.25% at 4.75 cm/s. **Crosstalk rejection:** 60 dB. **Dimensions:** 39 x 28.5 x 17 cm. **Weight:** 23 lb. **Price:** £123 18s. **Distributor:** Elstone Electronics Ltd., Hereford House, Vicar Lane, Leeds 2.

### PLAY ONLY WOW AND FLUTTER FROM TEST TAPE

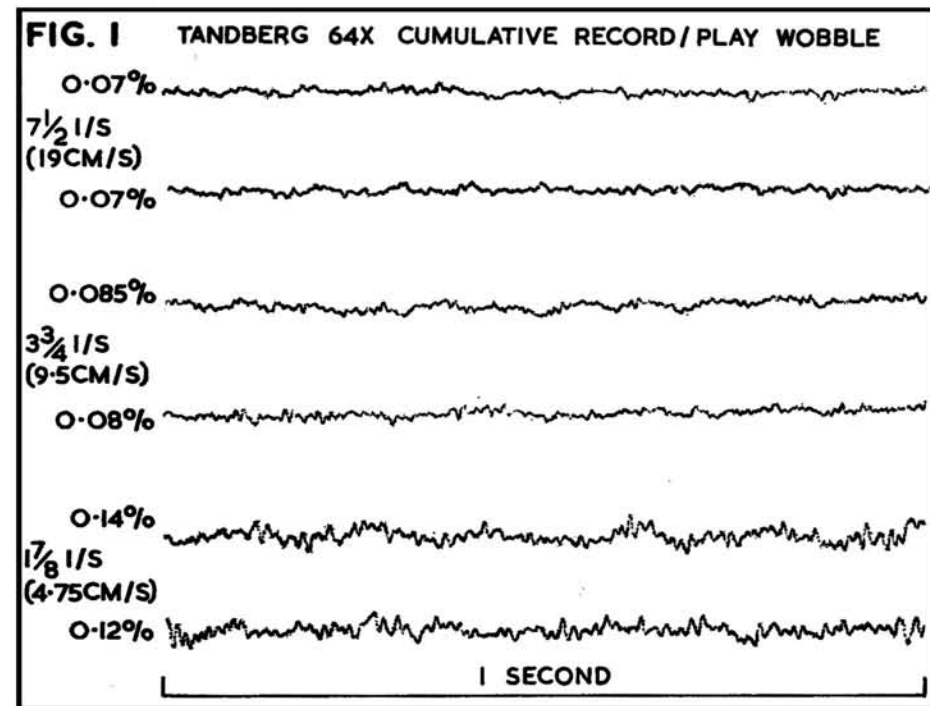
7½ i/s	W+F	0.07%
	Wow	0.04%
3¾ i/s	W+F	0.08%
	Wow	0.05%
1⅞ i/s	W+F	0.13%
	Wow	0.08%


may be responsible for this improvement if it can be shown that the tape is adequately biased and that distortion at lower frequencies is satisfactorily low. It should be noted that my frequency response curves refer to the auxiliary, or direct line, input. A separate input socket is provided on each channel to accept FM stereo broadcasts. A steep notch filter comes into effect at 19 kHz to remove broadcast switching tones which might otherwise beat with the bias oscillator.

First a carefully calibrated full-track tape was used to establish 'test tape level'. This was done to eliminate any possibility of error due to vertical placement of the tracks on the normal test tapes. Track 3, near the centre of the width of the tape, was used to eliminate edge effects which might have upset the readings had Track 1 been used. Test tones of 500 Hz, 1 kHz and 3 kHz were next recorded at test tape level and at precisely 12 dB above test tape level from an oscillator with harmonic distortion of less than 0.2% at these frequencies. On playback, the line output of the recorder was first passed through a 500 Hz high pass filter to eliminate hum and low frequency noise and then fed to a harmonic distortion meter which rejects the fundamental test tone leaving only the harmonics and distortion products for measurement on an RMS meter. A CRO was used to examine the distortion residue to estimate the order of the harmonics and to see that noise and hum were not giving unduly pessimistic readings.

The harmonic distortion readings at 19 cm/s were 1.9% at 500 Hz, 1.8% at 1 kHz and 3.0% at 3 kHz at peak recording level (±12 dB on

(continued on page 243)





## Up-grade your SOUND!

Viking 4400 loudspeakers, with 60 watts of music power built into them and a frequency range of from 40 to 17,000 cps, bring smooth natural sound; deep bass, realistic mid-range and clear silky highs.

Each enclosure contains a super quality 8" speaker and a 3" tweeter with a 2,500 cps crossover. The built-in amplifiers have volume control, bass control and headphone jack. An ideal addition to any tape deck, tuner or record player, can even be added to your television or sound movies. £49.10.0. Plus P.T. Send for full details and name of nearest stockist.

Visit the Audio Fair, 18-22 April.

See and hear Viking equipment at the MORTON HOTEL, opposite entrance to Fair.

U.K. Distributors: Transatlantic Music Tapes (Distributors) Ltd., Bristol & West House, Salisbury, Wilts.



We are happy to announce that we can now supply

## BRAND NEW BRITISH & GERMAN RECORDING TAPES

P.V.C. POLYESTER & MYLAR  
(ALSO PRE-RECORDED FOREIGN LANGUAGES)  
RECORDED ON SCOTCH and EMI TAPE

Both manufactured by world reputable British and German firms. Fitted with leaders and stop foils. Not rejects or sub-standard in any way—tapes are splice free and are boxed. Remember: full refund plus postage should goods not meet with your full approval. To date no refund has been requested.

Standard Play	Length	English price	German price
3"	150'	2/6	2/-
4"	300'	4/-	3/6
5"	600'	9/-	6/6
5½"	900'	11/6	8/-
7"	1200'	16/-	10/-
Long Play	Length	English price	German price
3"	220'	3/-	2/6
4"	450'	6/-	5/-
5"	900'	11/6	9/-
5½"	1200'	16/-	10/6
7"	1800'	23/-	14/-
Double Play	Length	English price	German price
3"	400'	6/-	4/-
4"	600'	8/6	7/-
5"	1200'	21/-	13/-
5½"	1800'	24/-	17/-
7"	2400'	39/-	22/-

LEARN FOREIGN LANGUAGES the easy way from BRAND NEW PRE-RECORDED TAPES in GERMAN, FRENCH, SPANISH and ITALIAN. 26 step-by-step easy lessons on each tape recorded at 3½ i.p.s. supplied complete with Handbook. Retail 59/6 each. OUR PRICE 19/6 each.

Postage and packing 1/- per spool, 4 or more post free.  
EMPTY SPOOLS: 3" 9d. 5" 2/-. 5½" 2/3. 7" 2/6.

**N. WALKER Ltd.**

28 Linkcroft Ave., Ashford, Middx.

Phone : 53020

## A MAJOR BREAKTHROUGH IN TAPE-LEARNING ECONOMICS

At last we are able to offer a recorder which is not only ideal for Tape-Learning and Therapy and gives excellent results on music but at the same time at a sensationally low price—only 25 gns.

Send now for our latest free catalogue of Complete Tape-Learning Kits and accessories including our special Induction Tapes, Pillow Speakers, Time Switches, etc., together with latest Press Reports on this Vital New Subject.

ALL GOODS OFFERED FREE OF TAX WHILE STOCKS LAST

The Institute of Tape-Learning, Dept. TR,  
153 Fellows Road, London, N.W.3

Telephone 01-722 3314

## YOU CAN HAVE GOOD SOUND EQUIPMENT

if you choose



Grampian Reproducers Ltd. Hanworth Trading Estate, Feltham, Middlesex

WE SPECIALISE IN BRAND NEW

### TOP QUALITY BRITISH P.V.C. MYLAR & POLYESTER RECORDING TAPES WITH FITTED LEADERS Etc., EX 3"

Thanks to bulk purchase we can offer tensilised HI-FI tapes, manufactured by a British firm of world repute. All boxed individually (sealed if required) in polythene. Our tapes are not to be confused with imported sub-standard or used tapes. Full money refund if not delighted.

This month: "DRY SPLICE" (3/9) given FREE with every order

Std.		L.P.		D.P.		Boxed	
Length	ea. 3 for	Length	ea. 3 for	Length	ea. 3 for	empty spls	
3"	150' 2/- 5/9	3"	220' 2/6 7/-	3"	350' 3/6 10/-	3"	6d
4"	300' 4/- 11/-	4"	450' 4/9 14/-	4"	600' 6/6 19/-	4"	1/6
5"	600' 5/6 16/-	5"	900' 7/6 22/-	5"	1200' 11/- 32/-	5"	1/6
5½"	900' 7/- 20/6	5½"	1200' 9/6 28/-	5½"	1800' 15/6 46/-	5½"	1/9
7"	1200' 8/6 25/-	7"	1700' 12/6 37/-	7"	2400' 19/3 57/-	7"	1/9

All orders despatched by return. Postage and Packing 1/6 per order.

STARMAN TAPES, 421 Staines Road, Bedfont, Middlesex

### RAPID RECORDING SERVICE

L.P.s from your own tapes (48-hour service)  
Master Discs and pressings

Recording Studio Associated Company Mobile Recordings

### EDUCATIONAL RECORDINGS LIMITED

Is your mind managing you?  
Do you often find it difficult to make decisions?  
Do you brood over your troubles?  
Send now for Psycho-tape No. ST/1 "Mind Management".  
20 other tapes on self-improvement.

Publications :-

"Sleep-learning, Its Theory, Application and Technique"  
"Mental Power through Sleep-suggestion"  
"How to Get What you Want" by Sidney N. Bremer

Brochures from

RAPID RECORDING SERVICE (Dept. TR)  
21 BISHOPS CLOSE, LONDON, E.17.

**TANDBERG 64X REVIEW CONTINUED**

test tape). These readings may be compared to similar readings taken during a recent review of the *Tandberg Series 12* recorder of 2.5%, 2.3% and 1.6% respectively. Normal readings for semi-professional equipment would be 3.0%, and 5.0% for reasonable quality domestic recorders. Thus the 64X cross field system gets full marks; it extends the high frequency response and lowers the distortion at low frequencies. Distortion at test tape level was 0.8%, 0.8% and 1.1% at test frequencies.

One significant fact emerges from these readings that will lead to a better understanding of the operation of the opposing-field bias system: where bias is applied to the oxide side of the tape, as in orthodox recorders, the 3 kHz distortion is usually *less* than that at lower frequencies (see above figures for Series 12 recorder and other recent reviews), but on the present cross field recorder, where the bias is applied from the base side of the tape, the 3 kHz distortion is slightly higher than at lower frequencies.

A crude way of explaining the advantages of opposing-field bias would be to say that if normal bias from the record head is increased so that the full depth of the oxide layer is properly biased for minimum distortion of middle and low frequencies, then the surface of the oxide on which the short wavelength high frequency signals are recorded is consider-

ably over-biased and the high frequency signals are in fact partly erased.

When the bias is applied *through* the tape from the opposing bias head, the deepest part of the oxide layer is adequately biased and the bias is weaker at the surface where the high frequency signals are recorded.

A further factor is that interaction between the applied bias field and that induced into the record head, and radiated from its gap, reduces the leakage bias flux beyond the gap so that the above high frequency 'erasing' is markedly reduced.

Due to the deep penetration of the bias in the opposing field system, care must be taken to reduce even harmonic distortion of the bias waveform. This kind of distortion is equivalent to a very slight DC bias which would show up tape coating imperfections that would not be obvious with normal bias. A transistor push-pull oscillator feeds the erase heads directly, but separate push-pull transistor buffer amplifiers are provided for each bias head to reduce track to track cross talk and to eliminate variations in bias due to head loading.

System noise has already been given as 52 dB below test tape level or 64 dB below peak recording level (via 500 Hz high pass filter) and peak level 1 kHz tone erased on the machine was 57 dB below peak level. Bulk erased tape noise was 60 dB below peak. Unweighted readings were approximately 10 dB worse than

(continued overleaf)

**Your Tape Dealer**

LONDON AREA

FOR ALL LEADING AUDIO EQUIPMENT



Classical Records by Mail Service  
hampstead  
**HIGH FIDELITY**  
91a Heath Street, Hampstead, N.W.3.  
Tel. HAMpstead 6377

**LASKY'S RADIO**

Stockists for all the leading makes of Tape Equipment  
207 EDGWARE ROAD, W.2. Tel.: PAD 3271  
118 EDGWARE ROAD, W.2. Tel.: PAD 9789  
33 TOTTENHAM CT. RD., W.1. Tel.: MUS 2605  
42 TOTTENHAM CT. RD., W.1. Tel.: LAN 2573  
152/3 FLEET STREET, E.C.4. Tel.: FLE 2833

**TAPE RECORDER HI-FI CENTRE (SHEEN) LTD**

SPECIALISTS IN TAPE RECORDERS, ACCESSORIES, HI-FI EQUIPMENT  
YOUR CENTRE FOR FRIENDLY HELP, SALES AND SERVICE  
3 & 4 STATION PARADE, Open until 8 p.m. on Fridays  
SHEEN LANE, SHEEN, PROSPECT 0985  
LONDON, S.W.14 Opposite Mortlake Station, S.R.

**CHESHIRE**

go scandinavian hi-fi . . .

Dynatron, Bang & Olufsen, Arena, Sony, Normende, Leak, Armstrong, Ferrograph, Saba, Fisher, Rogers, Ferguson, Audio, Eddystone, Grundig, Wharfedale, Eagle, Bryan.

the hi-fi and tape recorder lounge  
(R. S. BIRD, A.I.P.R.E.)

● EXPERT STAFF ● ADVICE SERVICE ● PART EXCHANGE  
● FULL AFTER-SALES SERVICE ● DEMONSTRATIONS DAILY  
GREEN LANE, WILMSLOW, CHESHIRE  
For personal attention ring Wilmslow 24766 and ask for Mr. Bird

FOR ALL YOUR REQUIREMENTS . . .



Head Office: 14 Hightown, Crewe. Tel. 3327  
**Hi-Fi CENTRE: 28 HIGHTOWN, CREWE**  
Technical Division: 19 Ludford Street, Crewe

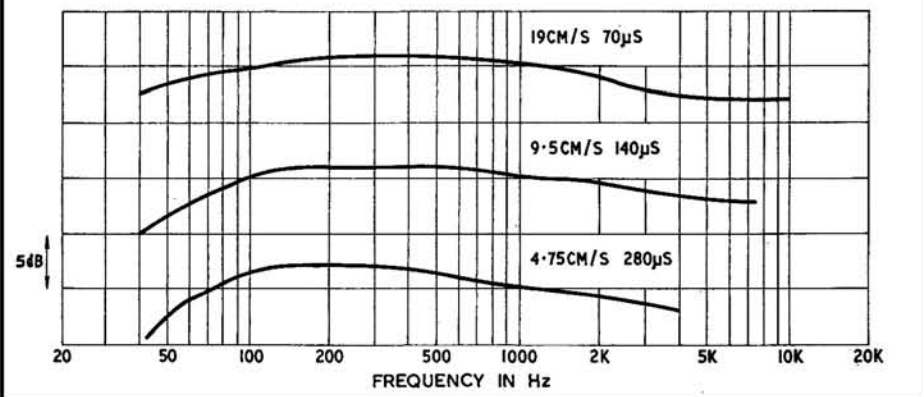
**DEVON**

**THE SOUTH WEST Tom Molland Ltd.**

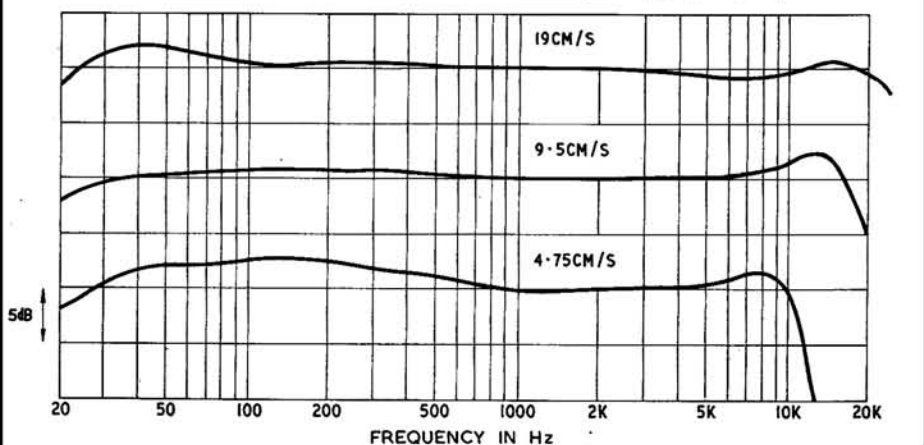
Invite you to visit their well-equipped Demonstration Theatre and compare all the leading makes of Hi-Fi and Tape Equipment at

110 CORNWALL STREET, PLYMOUTH  
Telephone 69285  
Immediate delivery to ALL Areas

**FIG. 2 TANDBERG 64X PLAY-ONLY RESPONSE (TEST TAPE TO LINE OUTPUT)**



**FIG. 3 TANDBERG 64X RECORD / PLAY RESPONSE (AUX. INPUT TO LINE OUT)**



## Your Tape Dealer

ESSEX

**EPPING — ESSEX**  
**CHEW & OSBORNE LTD.**  
148 HIGH ST. TEL: 2300



AKAI—AMFEX—ARENA—ARMSTRONG—AUDIO  
TECHNICA—B & O—BRYAN—CELESTION—FISHER  
GARRARD—GOLDRING—GOODMANS—HACKER  
KEF—LEAK—PHILIPS—RADFORD—ROGERS  
SHURE—SONY—THORENS—TRUVOX  
WHARFEDALE—WYNDSOR  
Home and Showroom Demonstrations:  
After Sales Service—H.P. Facilities  
Equipment and Records by post

GLoucestershire

**Sound Selection**  
OF BRISTOL

Tape Recorder and Hi-Fi  
Specialists (Demonstration Room)

361-363 GLOUCESTER ROAD,  
BRISTOL 7. Tel. 41181

**REVOX**  
SPECIALISTS

HAMPSHIRE

**FORRESTER'S**  
**NATIONAL RADIO**  
SUPPLIES LTD.

70-72 HOLDENHURST ROAD  
BOURNEMOUTH HANTS

Largest hi-fi and radio component  
store in the south Tel: 25232

*Hi-Fi & Tape Recorder Specialists*

**PETERSFIELD CAMERA CENTRE LTD**

37 Lavant St., Petersfield, Hampshire  
Sony, B & O, Ferrograph, Akai, Uher,  
etc., etc.

H.P. Terms and Part Exchanges  
Return Postal Service

Telephone Petersfield 2651/2/3

HERTFORDSHIRE

**WATFORD**  
High Fidelity Centre

at **RADIOLUX Ltd.**

36 WOODLANDS PARADE, HIGH ST.

WATFORD (opposite the pond)

WATFORD 29734, 41029

IF IT'S GOOD—WE STOCK IT!

Demonstrations in our Stereo Theatre. Also home  
demonstrations with no obligation.

LANCASHIRE

**STOCKPORT AUDIO CENTRE**  
FINEST IN NORTH WEST



★ ALL MODELS ON COMPARISON DEMONSTRATION  
★ EVENING DEMONSTRATIONS BY APPOINTMENT

**FAIRBOTHAM & CO. LTD.,**  
58-62 Lower Hillgate, STO 4872

## Your Tape Dealer

LANCASHIRE (contd.)

**BOLTON**

Specialists in  
High Fidelity Sound

H. D. KIRK

**Stereolectrics**  
LIMITED

203 St. George's Road  
Phone 23093

**BOLTON**

**J. SMITH & SON**

HI-FI EQUIPMENT — STEREOGRAMS  
TAPE RECORDERS — 2 SHOWROOMS  
B. & O. Dynatron, Hacker, Quad, Leak, Radford,  
Armstrong, Ferrograph, Revox, Truvox, Uher,  
Decca, Garrard, Thorens, Goodmans, KEF, etc.  
Comparator Dems—Closed all Tuesday  
Specialists in 'SOUND' for 36 years

184 THE ROCK, BURY Tel: 1242

ST. HELENS

**HAROLD STOTT LTD.**  
Hi-Fi Consultant

Tape Recorder Specialist. Agents  
for all leading makes including Akai,  
B & O, Revox, Sony, etc. Advice and  
demonstrations given willingly.

18 Westfield Street, St. Helens

**Tandberg**

YOUR MAIN AGENT IN THE NORTH-WEST  
**THE TAPE RECORDER CENTRE**  
(C. Braddock Ltd.)

266 Waterloo Rd., Blackpool  
THE NORTH-WEST TAPE/HI-FI SPECIALIST

LEICESTERSHIRE

LEICESTER

All your hi-fi requirements

Speakers by : QUAD - LEAK - ROGERS - FISHER &  
ARMSTRONG - TANNOY - K.E.F.  
LOWTHER-B. & O.-WHARFEDALE  
GOODMANS  
Tape : FERROGRAPH - B. & O. - GRUNDIG  
BRENNELL - PHILIPS  
Record Dept : ALL LABELS - PARASTAT SERVICE

**LEICESTER CO-OPERATIVE SOCIETY LIMITED**  
HIGH STREET LEICESTER Tel: 20431

NOTTINGHAMSHIRE

**Nottingham Tape Recorder Ltd.**

**BURTON ST.** 2 mins. Victoria Station

Specialists in all the best makes of

● TAPE RECORDERS ● AMPLIFIERS ●  
● HI-FI DISC EQUIPMENT ●

Telephone: Nottingham 45222

TANDBERG 64X REVIEW CONTINUED

these figures due to low frequency noise and slight mains hum, but a 50 dB unweighted signal-to-noise ratio is still excellent for a ¼-track recorder. Tape overload is very gradual and the reproduced waveform is only slightly rounded at the peaks at 15 dB above test tape level.

COMMENT

At the end of my review on the Model 12 (November 1967) I said that I would be interested to see if the low distortion of the Series 12 could be maintained with an extended frequency response by using cross field bias. The answer is that the distortion is slightly lower at middle and low frequencies and that the high frequency responses have been extended to

TAPE RECORDER SERVICE CONTINUED

At the top right of the deck a single screw secures this and is in a slotted hole. Move the bearing by very small degrees until the correct balance of take-up is achieved with the lever horizontal. Test with full and empty spool on the right-hand carrier, and then switch to fast forward wind and note that the pulley does not foul the edge of the spool carrier, if it does, adjustment may have to be made to the nutted 'stopper' at the end of the 'spoke' that is pulled down by the key lever. This item is more clearly seen in fig. 4a, which also gives a clue to the gravity device I mentioned before.

The outer end of that horizontal lever terminates in a lead weight, and this acts against the rather hard compression spring on the relevant spoke. The pivot point is indicated and it will be noted that there is also a fairly long return spring at the bottom of this pivot bracket, hooked into a cut-out in the deck.

PIVOTED BRACKET

The important point is that the pulley itself is not mounted directly on this lever, but a pivoted bracket. It has a slot to enable it to ride freely upwards for full engagement on fast wind, and here we may find a bit of trouble if the slide action is a bit reluctant. I have once or twice modified the action by adding a small washer under this pivot bracket,

## ADVERTISERS

A.E.G. (G.B.) Ltd.	..	..	226
Agfa Magnetron Recording Tapes	..	..	228
BASF United Kingdom Ltd.	..	..	248
Bang & Olufsen	..	..	212
Cave, F.	..	..	220
Daystrom Ltd.	..	..	206
Elstone Electronics—Tandberg	203,	205	
Essex Tape Recorder Centre	..	..	216
Ferrograph Co. (The)	..	207, 208, 209,	210
Francis of Streatham	..	..	234
Grampian	..	..	242
Grundig (G.B.) Ltd.	..	..	214
Hammond, C. E., & Co. Ltd.	..	..	234
Iliffe Books Ltd.	..	..	234
Institute of Tape Learning (The)	..	..	242
K. J. Enterprises	..	..	198, 199



limits set mainly by the gaps of the playback heads.

With modern fine gap heads it is now possible to replay recordings of up to 4 kHz per inch tape speed, but, up till now, it has been extremely difficult to record such frequencies on to the tape without under biasing and the consequent risk of high distortion at middle and low frequencies.

I must admit that the bias has been switched to a slightly lower level at the lowest speed of 4.75 cm/s, but 11 kHz at this speed is better than 5 kHz per inch tape speed and who cares about a little more distortion at this speed! Even so, there were no symptoms of under biasing at this lowest speed and, apart from a slight extra hiss, there was nothing to indicate that the capacity of the tape was being pushed to the limit. **A. Tutchings.**

where it slides on the fixed pin, to achieve clearance from the pin's shoulders. But this is an emergency measure, not recommended procedure.

The brakes are unconventional but—touch wood—not troublesome, and need no illustration in this case. To the right, a felt pad is looped over a lug on the main bar to engage the outer rim of the spool carrier, to the left, a small neoprene roller is spring-loaded in a cutout of the same main bar to engage the outer rubber tyre of the spool carrier and the spring allows the spool to come to a stop without the brutal snatch that a direct brake would have given. Quite a simple, and effective idea, again depending on the lever linkage for its initial setting, and adjustable if necessary by the nutted 'stopper' on the spoke.

#### PAIR OF PLATES

Finally, the pressure roller assembly, which consists of a pair of plates with semicircular cutouts in which the upper and lower ends of the roller spindle sit. These plates are engaged by a forked spring whose fixed end is screwed to the main engagement bracket. Apart from the need to clean and lubricate the spindle once in a while, there should be no bother. In fact, for the VR4 and VR7 range as a whole I can say, quite honestly, there are few service bothers. Most important, perhaps, everything is so easy to get at—and that is worth a lot to the busy engineer!

## INDEX

Lee Electronics . . . . .	202
Lodge Trading Co. . . . .	220
Marubeni-Iida Co. Ltd. (Sanyo) . . . . .	247
North West London Tape Recorder Centre . . . . .	226
NuSound Tape Recorder Centre . . . . .	232
REW (Earlsfield) Ltd. . . . .	204
Rapid Recording Service . . . . .	242
Recorder Co. (The) . . . . .	216
Recotape Recordings Ltd. . . . .	202
Reps (Tape Recorders) Ltd. . . . .	228
Sharp Sales & Service . . . . .	200, 201
Starman Tapes . . . . .	242
Transatlantic Music Tapes (Distributors) Ltd. . . . .	199, 232, 242
Walker, N., Ltd. . . . .	242

## Your Tape Dealer

NORTHUMBERLAND

SOUND EQUIPMENT SPECIALISTS



**Morton**  
**sound** Tel. 2-6902  
20142  
12 OXFORD STREET  
NEWCASTLE UPON TYNE 1

OXFORDSHIRE

**Westwoods**

or the

TAPE RECORDER

of your choice

46 George Street

Oxford 47783

SHROPSHIRE

SHREWSBURY'S NEW SOUND CENTRE

Ferrograph-Leak-Akai-Rogers-Goodman etc.

HEAR THEM IN OUR DEMONSTRATION STUDIO

OPEN ALL DAY

TUESDAY-SATURDAY



**Hi-Fi Ltd.**

13 WYLE COP.

Tel. 55166

(facing the famous Lion Hotel)

SURREY

FARNHAM

SURREY

- ★ Stockists of all good Hi-Fi apparatus.
- ★ Comparative Demonstrations.
- ★ We offer a real after sales service.
- ★ Easiest of terms.
- ★ No parking problems.

**Lloyd & Keyworth Ltd.**

THE RECORD SHOP

26-27 DOWNING STREET, FARNHAM  
SURREY Telephone: Farnham 5534  
SURREY AND HAMPSHIRE'S HI-FI SPECIALISTS

**CROYDON'S**

TAPE RECORDER CENTRE

All leading makes in stock, Hi-Fi equipment, cabinets, etc. Service agents for AKAI Tape Recorders

**SPALDING ELECTRICAL LTD.,**  
352/354 Lower Addiscombe Road,  
CROYDON.

ADDISCOMBE 1231/2040

SUSSEX

WORTHING, SUSSEX

Stocking Ferrograph, Revox, Sony, Tandberg, Truvox, Philips, EMI, Luxor, etc., on fully comparative Demonstration.

**BOWERS & WILKINS LTD.**

1 Becket Bldgs., Littlehampton Road,  
Worthing 5142

## Your Tape Dealer

WARWICKSHIRE

BIRMINGHAM

TAPE RECORDER CENTRE

266 BROAD STREET, BIRMINGHAM 1

(Opposite Bingley Hall)

Most leading makes high fidelity equipment.

Part exchanges welcomed.

Telephone Midland 2680

Coventry's 100% tape recorder specialists for service and sales, tape recorders and hi-fi.

Stocking Bang & Olufsen — Sony  
Ferrograph — Tandberg — Akai  
National — Sanyo — Sharp.

**Coventry Tape Recorder Service**

33 King William Street, Coventry

Telephone Coventry 29668

YORKSHIRE

TAPE RECORDER CENTRE (HALIFAX)

stock all the best Tape Recorders, Hi-Fi Equipment, Tape, Pre-Recorded Tapes, etc.

DEMONSTRATIONS DAILY BY EXPERT STAFF

30 King Cross Street,  
Halifax Phone 66832

**REVOX**  
SPECIALIST

SCOTLAND

GLASGOW

Scotland's Leading Tape Recorder, Video and Hi-Fi Specialists

**G. H. STEELE LTD.**

Hear true Hi-Fi sound on our 22 speaker comparator system. 14 Hi-Fi combinations ready for demonstration.

SONY VIDEO CENTRE

Agents for: Armstrong, Leak, Fisher, Rogers, Quad, B & O, Goldring, Garrard, Thorens, Connoisseur, Goodmans, Wharfedale, Kef, Celestion, Decca, Truvox, Philips, Sony, Arena, Revox, Tandberg, Brenell, Ferrograph, Akai, Uher, Grundig.

CREDIT TERMS — PART EXCHANGES

Repairs and Servicing Tel. Douglas 7124

141 St Georges Road, Glasgow C3

## Recording Studios

**mjb** recording and transcription service

Mono and Stereo records · latest cutting methods, automatic varigroove, feedback cutter heads, limiters and equalisers, techniques hitherto available only to the professional, facilitating high undistorted cutting levels and extended playing times even from amateur recordings. Booklet available.

40 QUEEN STREET  
MAIDENHEAD

Tel. 25204 BERKS

TAPE RECORDERS - AUDIO EQUIPMENT - DISC CUTTING STD & LP FROM TAPE - STUDIO FACILITIES HIRE SERVICE-SALES-EXCHANGES

**MAGNEGRAPH**

1 Hanway Place, London, W.1. LAN 2156

# CLASSIFIED ADVERTISEMENTS

Advertisements for this section must be pre-paid. The rate is 6d. per word (private), minimum 7s. 6d., Box Nos. 1s. 6d. extra. Trade rates 9d. per word, minimum 12s., Box Nos. 2s. extra. Copy and remittance for advertisements in **JUNE 1968** issue must reach these offices by **19th APRIL** addressed to: The Advertisement Manager, Tape Recorder, Link House, Dingwall Avenue, Croydon, CR9 2TA.

Replies to Box Nos. should be addressed to the Advertisement Manager, Tape Recorder, Link House, Dingwall Avenue, Croydon, CR9 2TA, and the Box No. is quoted on the outside of the envelope. The district after Box No. indicates its locality.

## SITUATIONS VACANT

**Tape Recorder engineer req'd.** 01-636 8177.

**Hi-fi and Tape Recorder salesman** required by R.E.W. (Earlsfield) Ltd. at their Tooting branch. Good pay and conditions. Apply the Manager, 266 Upper Tooting Road, London S.W.17. Tel. 01-672 9175 or 672 8267.

**Stockwell College of Education**, The Old Palace, Rochester Avenue, Bromley, Kent, BR1 3DH. Technician for visual aids required April. Specific qualifications are desirable (City & Guilds or equivalent), but applications are also invited from persons without such qualifications who have wide experience in operating and maintaining audio-visual aids, particularly in the education field. Experience in closed-circuit television will be an advantage. Salary scales—Technical Division Grade III (£820-1020 p.a.) with possible extension to Technician Grade IV (£1020-£1220), plus London Weighting Allowance (£75). Additional allowance of £30 or £50 for approved qualifications.

Full particulars and application forms from Senior Administrative Officer to be submitted as soon as possible.

**Radio and Tape Recorder Testers and Trouble Shooters** required. Canteen, excellent rates of pay, 8.00 a.m. to 5.00 p.m. 5-day week. Elizabethan Electronics Ltd., Crow Lane, Romford, Essex. Phone Romford 64101.

## FOR SALE—PRIVATE

**Revox F.36** stereo tape recorder, perfect condition, little used. Cost £115, sell £70. Grundig latest TK6L mains/battery recorder portable, as new. Cost 69gns., sell 45gns. Dumville, 01-722 3314.

**Stereo system**, Goldring GL68, shure 3MD, Roger Cadett III amplifier—preamps., new Tripleton Tuner, four track stereo playback tape recorder. All enclosed in trolley mahogany cabinet, sliding control system and two separate matching speakers 29in. x 17in. x 12in. Less than 8 months old. Cost £195, must sell therefore £98 only. Phone 01-455-3873.

## FOR SALE—TRADE

**Blackburn** has Lancashire's leading Hi-Fidelity/Tape Recorder stockists and Electronic Engineers at Holdings Audio Centre, Mincing Lane/Darwent Street, Blackburn (Tel. 59595).

**Transistorised OSC./Milli-Voltmeter**, combined test unit for professional and hi-fi equipment. £39.60 plus 8/6 p. and p. Enquiries to Lander Electronics, 24 West Kensington Mansions, Beaumont Crescent, London W.14. Tel. 01-385-0697.

**30% off BASF** tape, L.P. 7in. reel 1,800ft. 33/-, D.P. 7in. reel 2,400ft. 52/6. P. & P. 5/- per order. W.S.L., 104 Norwood High Street, S.E.27.

**Your sole U.K. agent** for spares/service of the Saja recorder. C. Braddock Ltd. (Blackpool 45049).

**Clearance by order of Liquidator.** £20,000 of video tape recorders and ancillary equipment. Any quantity supplied. Box No. 535 (London).

**Blackburn** has Lancashire's leading Hi-Fidelity/Tape Recorder stockists and Electronic Engineers at Holdings Audio Centre, Mincing Lane/Darwent Street, Blackburn (Tel. 59595).

**Always be careful** (and money-wise) before buying quality equipment. Send your requirement list to Audio Supply Association for evaluation and quotation. See below . . .

**If quality matters** consult first our 70-page, photographically illustrated catalogue (5/6) and equipment housing guide (1/6). Members enjoy unbiased advisory service, preferential terms (cash only, no H.P.). Membership 7/6. Our associates also manufacture records from your own tapes, or record the Master at our studios (Steinway Grand). Bulk terms for choirs, fund-raising. Please specify requirements. Audio Supply Association, 18 Blenheim Road, London W.4.

**Standard Play.** 3" 150' tapes 3s. 3d. each. C.W.O.: Peter Goodall, 15 Farmley Gardens, Glengormley, Newtownabbey, Co. Antrim, N. Ireland.

## STUDIO FACILITIES

**Rapid Recording Service.** Records made from your own tapes (48-hour service). Master Discs and pressings. Recording Studio—Demo Discs. Mobile Recordings, any distance. Brochure from 21 Bishops Close, E.17.

**Your tapes to disc.** 7in. 45—18/-, 10in. L.P.—48/-, 12in. L.P.—55/-. 4-day postal service. Masters and Vinylite pressings. Top professional quality. S.A.E. photo leaflet: Dero Studios, High Bank, Hawk Street, Carnforth, Lancs.

**J & B Recordings.** Tape to disc—latest high level disc cutting, all speeds. Mastering pressings, studio, mobile. 14 Willows Avenue, Morden, Surrey. MITcham 9952.

## TAPE EXCHANGE

**Tapespondents.** Free sound magazines. Far and Wide Recording Club, Eccles, Maidstone. Details free (S.A.E. please).

**Chatterbox Recording Club.** The free membership taping club. S.a.e. details. 368 Rush Green Road, Romford, Essex.

**Unbelievable!**—only 3½d. per week to belong to Britain's Largest Liveliest Tape-X-Change but send 3d. stamp now for particulars: **Worldwide Tapetalk**, 35 The Gardens, Harrow.

## MISCELLANEOUS

**Repairs.** Our modern service department equipped with the latest test equipment (including a wow and flutter meter and multiplex Stereo Signal Generator) is able to repair Hi-Fi and Tape Recording equipment to manufacturers standards. Telesonic Ltd., 92 Tottenham Court Road, London W.1. 01-636-8177.

**Skilled tape recorder repairs** carried out by expert personnel of many years' experience backed by extensive test equipment: Wow and flutter meter, audio valve voltmeter, audio generator, oscilloscope, etc., with final test performance figures quoted if required—**Ferrograph specialists.** Tape Recorder Centre, Tel-Lee-Radio, 220 The Broadway, Wimbledon, S.W.19. 01-542-4946.

**Get Do-it-Yourself Gardening Annual 1967.** Top features include: Gardening with water—a special six page illustrated section covering plastics, concrete ponds and pools, waterfalls, pumps, water gardens and fish; Round the year in garden and greenhouse; How to cope with weeds; An orchard in a garage space; A perfect lawn in six weeks; Timber in your garden; Building with decorative blocks; New annuals to grow in '67; Starting with soft fruit; Growing bulbs in pots; Home-made garden frames; Modern garden furniture. 3/- from newsagents or 3/11 (pp) from Link House, Dingwall Avenue, Croydon CR9 2TA.

**Free with Do it Yourself Gardening Annual 1968**—a packet of guaranteed-to-grow Cracker-jack African Marigold seeds. These magnificent plants have superb golden and yellow blooms 3in. to 4in. across. Other top features include: 20 ways to a better garden; Complete guide to lawns; How to cope with pests and diseases; Labelling garden plants; Easy-to-build lily pool; The rose—Queen of flowers; Gardening without soil—beginners guide to hydroponics; What's new in vegetables for 1968; Caring for house plants. 3/- from newsagents or 3/11 (pp) from Link House, Dingwall Avenue, Croydon CR9 2TA.

## WANTED

**Goon Show connoisseur** wishes to contact other collectors with view to exchanging recordings. Lipscombe, Gorse Farm House, Bradford Road, Corsham, Wilts.

**Lee Electronics.** The Tape Recorder and Hi-Fi Specialists wish to purchase good quality Tape and Hi-Fi Equipment for cash. 400 Edgware Road, W.2. Phone PAD 5521.

**Highest prices offered** for good quality Tape Recorders and Hi-Fi. R.E.W., 266 Upper Tooting Road, London S.W.17.

**Wanted.** Taped Jane Austen material at 3½ i.p.s., i.e. "Pride and Prejudice", "Persuasion", etc. Box No. 935 (Aberdeen).

# Sanyo puts you in the world class



## Introducing the new MR 939 recorder with these outstanding features

- 7 watts per channel
- 4 tracks, 3 speeds
- Sound on sound
- Sound with sound
- Built-in public address system

**Tape speeds**  
7½ ips (19 cm/sec)  
3¾ ips (9.5 cm/sec)  
1½ ips (4.8 cm/sec)

**Wow and flutter**  
7½ ips: 0.15% R.M.S.  
3¾ ips: 0.20% R.M.S.  
1½ ips: 0.30% R.M.S.

**Recording time**  
96 min at 7½ ips  
(Stereo 1200ft. tape)  
192 min at 3¾ ips  
(Stereo 1200ft. tape)  
384 min at 1½ ips  
(Stereo 1200ft. tape)

**Signal-to-noise ratio**  
45 db

**Output power**  
Music power 7W x 2  
Undistorted 4W x 2

**Frequency response**  
7½ ips 20–20,000 c/s  
(30–15kc ± 3db)  
3¾ ips 30–13,000 c/s  
1½ ips 30–8,000 c/s

**Erase rate**  
65 db

**Crosstalk**  
50 db (channel-channel)  
65 db (track-track)

**Output impedance:**  
Line out: 2 Kohm

**Speaker out:** 8 ohm  
**Headphone:** 10 Kohm

**Input impedance**  
**Microphone:** 50 Kohm  
**Aux:** 100 Kohm

**Weight**  
26.3 lbs (16.5 kg)

**Accessories**  
Microphone x 2  
Recording tape 7" x 1  
Empty reel 7" x 1  
Patch cord x 2  
Reel stopper x 2  
Splicing tape x 1  
Microphone stand x 2


---

# SANYO

---

RELIABILITY IS BUILT IN

---



BASF are exhibiting at **Booth 55** and screening "The Timeless Track" in **Demonstration Room 149** at the Audio Fair —18th - 21st April 1968.

## New from BASF a low noise, high output tape for TOP QUALITY recording

From BASF comes the magnetic tape you've all been waiting for. Called PES 35 LH, this tape combines low background noise with a high modulation range at recording level. In recording terms, that means PES 35 LH will give you top-quality sound reproduction free of that irritating background 'hiss'—whatever tape recorder you use.

The range:

Spool diameter	Tape length
5"	900'
5½"	1200'
7"	1800'
8½"	2400'
10"	3600'
10½"	4200'

## The neatest tool-kit yet

The all-in-one Hobby Box is compact, comprehensive and ideal for every splicing enthusiast. It contains: splicer; marking pencil; cutting blade; 33' of splicing tape 0.7" wide; 80' lengths of red, white and green leader tapes; 50 pieces of 6" metallised foil; 25 spool labels in green and red; 3 tape clips.

SEE THEM  
AT YOUR  
DEALER—  
NOW



BASF United Kingdom Limited,  
5a Gillespie Road, London, N.5. Tel: (01) 266 2011.