



MAY 1966 TWO SHILLINGS

# tape recorder



LUBRICATION WHO'S FOR THE AUDIO FAIR? KORTING MT 3624 REVIEW  
MAGNETIC SOUND RECORDING (NEW SERIES FOR BEGINNERS) BATTERY ECONOMY

# STAYING POWER!



## HERE'S WHY MAKERS AND OWNERS OF TAPE RECORDERS ARE CHOOSING MALLORY BATTERIES



Powerful *new* Mallory alkaline manganese batteries get their muscle into the longest recording/playback session—and stay fresh-as-new to the end. No distortion troubles. No loss of volume. Even after lying idle they'll spring into fresh-battery action the instant called upon. And their powerful capacity for work goes on long after others would have been replaced.

Try them yourself when replacement time is due—you'll be pleased you made the change!



*for new ideas in batteries*

MALLORY BATTERIES LIMITED CRAWLEY SUSSEX *Crawley 26041*

TELEFUNKEN



# Tape recording will never be the same again

*(Two new recorders are going to make it a whole lot easier from now on!)*

What's the big attraction in Room 202 at the Audio Fair? Two new recorders that are going to make a big difference to tape recording. The M401, Telefunken's first cassette loading recorder. The M204E, latest addition to the famous 200 range, for full stereo high fidelity record and playback.

**M401** *Cassette loading recorder.* Who likes fiddling around threading tapes? No one. You don't have to with the new M401. Just clip in the cassette, press a button and you get instant recording—or playback. When it's finished, press a button and it's ejected automatically. The cassette conforms to the 'DC System International' the system adopted by most tape recorder manufacturers on the continent. So if you want to play your tape on someone else's machine, at a party for instance, it's more than likely you'll be able to. The M401 has a unique Telefunken motor the speed of which is controlled *electronically*. No brushes, no commutator. No sparking to create interference. Negligible wow and flutter. The M401 is a half-track machine for monaural recording and playback. Complete with moving coil microphone, audio lead, and one DC90 (playing time 90 minutes) tape cassette. Price 46 gns.

**M204E** Here it is, the most sophisticated recorder you could want. It's got everything. Four tracks, stereophonic record and playback, with sound to fill the largest room from a fantastic output of 6 watts per channel. Operates either vertically or horizontally. Fully transistorised, separate level controls and VU meters for each channel. The M204E is extremely compact, with the stereo power amplifiers and loudspeakers incorporated in the main cabinet. In handsome walnut case with satin finish metal top deck. Complete with reel of tape, microphone, audio lead and empty reel. Price 109 gns.



## See them at the Audio Fair

See the exciting new M401 and M204E recorders, plus the full 200 range in Room 202, Hotel Russell, Russell Square, London WC1 **APRIL 14 to 17**

AEG (GREAT BRITAIN) LTD., 27 CHANCERY LANE, LONDON WC2  
Please send me full details of your M401  M204E  (Tick appropriate square)

NAME (Please print) \_\_\_\_\_

ADDRESS \_\_\_\_\_

(T.R.)

**AEG**





# LOOKING FOR SUPERB Hi-Fi . . . Choose British Heathkit models

AND SAVE £ £ £'s BY BUILDING ANY MODEL YOURSELF  
All models covered by Heathkit guarantee

## Compare any Heathkit model for price, performance, quality

**Ease of Assembly is guaranteed**—even for those without previous experience—by the comprehensive yet simple step-by-step construction manual supplied with every Heathkit model.

**Because you build them yourself**—Heathkit units cost considerably less than comparable pre-assembled equipment. You cannot buy the parts any other way as cheaply.

**Every Heathkit product**—assembled in accordance with our instruction manuals is guaranteed to meet published performance specifications, or your money will be cheerfully refunded.

**By taking advantage of our convenient credit terms**—you can enjoy your model right away and pay for it in easy monthly instalments.

## OUR WIDE RANGE INCLUDES :—

### AUDIO

Cabinets, Turntable Units, Mono and Stereo Amplifiers, Pickups, Speaker Systems, Mono and Stereo Control Units, Tape Pre-amplifiers, Tape Decks, etc.

### RADIO

AM/FM and FM Tuners, Transistor Radios, SW and Communication Receivers.

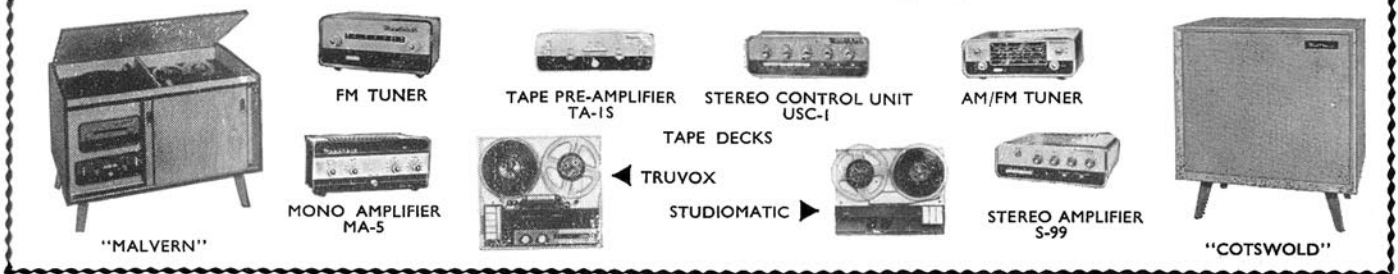
### TEST INSTRUMENTS

A range of Audio Test, Home Workshop, Service and Laboratory instructions.

### MISCELLANEOUS

Children's Hobby Kits, Tool Kits, Intercom, Electric Organs and a wide range of Amateur Radio Gear.

## SEE THE COMPLETE HEATHKIT RANGE IN THE FREE CATALOGUE



## A wide range of models for the Tape and Hi-Fi Enthusiast

	Kit	Assembled
MONO TAPE PRE-AMPLIFIER, TA-1M	£19 10 0	£28 18 0
STEREO TAPE PRE-AMPLIFIER, TA-1S	£25 10 0	£35 18 0
<b>TAPE DECKS</b>		
TRUVOX D93-2 ½-track	...	£36 15 0
" D93-4 ½-track	...	£36 15 0
MAGNAVOX '363' ½-track	...	£13 10 0
MICROPHONES. A wide range. Please let us know your req.		

**FOUR CHANNEL TRANSISTOR MIXER, Model TM-1**  
A must for the tape enthusiast. Four channels allow recording from a wide variety of sources, e.g., dynamic and crystal microphones, tuners, record players.  
Kit £11 14 6  
Assembled £16 17 6  
Send for full spec.

AUDIO AND HI-FI EQUIPMENT		
20 + 20W AMPLIFIER AA-22U (less cabinet)	£39 10 0	£66 11 0
9 + 9W STEREO AMPLIFIER S-99	£28 9 6	£38 9 6
3 + 3W " AMPLIFIER S-33H	£15 17 6	£21 7 6
3 + 3W " AMPLIFIER S-33	£13 7 6	£18 18 0
5W MONO AMPLIFIER, MA-5	£10 19 6	£15 10 0
10W POWER AMPLIFIER, MA-12	£11 18 0	£15 18 0
50W " AMPLIFIER, MA-50	£19 18 0	£27 18 0
STEREO CONTROL UNIT, USC-1	£19 10 0	£26 10 0
MONO CONTROL UNIT, UMC-1	£8 12 6	£13 12 6
<b>PICK UPS</b>		
DECCA fss	£18 18 0	
DECCA DERAM	£9 19 6	Inc. P.T.

SPEAKER SYSTEMS		
COTSWOLD or MFS	Kit £25 12 0	Assembled £33 17 0
SSU-1 less legs	Kit £11 17 6	Assembled —

**NEW! BERKELEY SLIM-LINE HI-FI SPEAKER SYSTEM**  
A new concept in Heathkit Loudspeaker kit design. Completely finished, walnut veneered cabinet shell facilitates, faster, easier assembly, 2 speakers or 12" Bass unit and a 4" mid/high frequency unit plus a L/C cross-over network give a smooth 30-17000 c/s response. Power handling 15 watts. 15 Ω nominal impedance.  
Kit £18 10 0. Assembled £23 0 0.

EQUIPMENT CABINETS		
MALVERN	£18 1 0	£23 6 0
GLOUCESTER	£18 10 0	£23 15 0
CHEPSTOW	£11 12 6	£16 17 6
PLAYBOX (by Record Housing)	—	£10 10 0
Other 'Record Housing' models to order.		
<b>RECORD PLAYERS</b>		
GARRARD AT-60 without Cartridge	...	£13 1 7
" AT-60 " Deram	...	£17 16 1
" SP-25 " GC8	...	£13 10 8
" SP-25 " R105	...	£16 4 8
MOTOR UNIT. GARRARD 401	...	£32 10 0
" " CONNOISSEUR, 2-speed	...	£17 2 11

REMEMBER 'PACKAGED DEALS' SAVE YOU MONEY. All purchases of associated Hi-fi equipment totalling over £40 at one time qualify for inclusion. ALL prices quoted above are Mail Order prices.

**WELCOME TO OUR LONDON HEATHKIT CENTRE**  
In response to the request of many customers we have opened a showroom and retail stores at 233 Tottenham Court Road.  
**WHEN YOU ARE IN TOWN WE HOPE THAT YOU WILL VISIT US THERE.**

To **DAYSTROM LTD.** DEPT. HT-2 GLOUCESTER, ENGLAND

Without obligation, please send me **FREE BRITISH HEATHKIT CATALOGUE**  TICK HERE

FULL DETAILS OF MODELS .....  
Kindly write below in BLOCK CAPITALS

NAME .....

ADDRESS .....

HT-2

# S.G. BROWN

# DYNAMIC

## the headset for personal listening

Designed for the enthusiast who requires a headset engineered to professional standards, the S. G. Brown **DYNAMIC** embodies high-efficiency electro-dynamic transducers and possesses excellent frequency response characteristics.

Particular care has been taken to ensure the maximum comfort in use and the design features generous ear-pads fitting around the ears and a wide headband, and thus the pressure necessary to retain the assembly firmly on the head is distributed over a wide area and consequently sustained periods of use do not result in fatigue or physical discomfort to the user.



### Post this Coupon **TODAY!**

Please send detailed literature on the Dynamic and other headsets in the Range

NAME .....

ADDRESS .....

T.R.



S. G. BROWN LTD.,

KING GEORGE'S AVENUE, WATFORD, HERTS

Telephone: WATFORD 23301

Telegrams: RADIOLINK WATFORD

# Meet the Akai Crossfield Head....

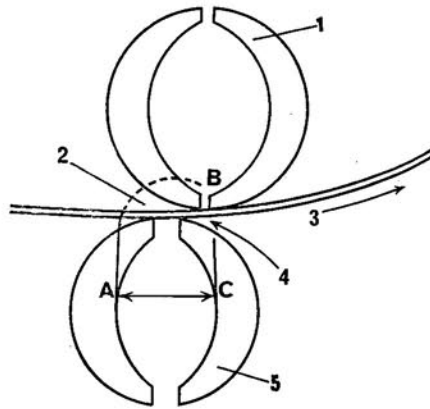


**AKAI X4**    **99 gns** A.C. Adapter £20  
**AKAI M8**    **136 gns**  
**AKAI X355** **239 gns**

**AKAI ST1** **94 gns**  
**AKAI 44S** **82 gns**  
**AKAI 910** **62 gns**

Shown above Akai X4

# .... the best head for sound in the business



**This is the Crossfield Head — only Akai has it.**  
1 signal head. 2 bias field. 3 direction of tape travel. 4 signal field. 5 bias head. 6 bias head retracts automatically on playback.

On conventional heads the high frequency components of the signal recorded tend to be attenuated or erased by the effect of bias fields. On the exclusive Akai Crossfield Head the signal head and the bias head are mounted in opposition with their centres slightly off. The tape is pre-magnetized between points A and C and recorded with the signal at point B. The recorded signal is completely free from the effect of prevailing bias fields and can be retained on the tape without loss.

It will be seen from the construction of the Akai Crossfield Head assembly that, as the signal head is arranged obliquely apart from the bias

head, across the tape, the amount of bias may be selected without regard to the functioning of the signal head. This means that the tape can be modulated over the entire frequency spectrum with maximum fidelity since the recorded signal is entirely unaffected by the bias field.

The maximum audio frequency that can be recorded on tape is usually around 790 c/s, at a tape speed of 1 centimetre per second, rising to about 2,000 c/s. at 1 inch per second. For Standard tape speeds: 9.5 cm/s. ( $3\frac{3}{4}$  i.p.s.) —7,500 c/s. and for 19 cm/s. ( $7\frac{1}{2}$  i.p.s.) —15,000 c/s.

The Akai Crossfield Head makes possible the recording of a signal frequency of up to 2,750 c/s. at a tape speed of 1 cm/sec. or 7,000 c/s. per inch. In other words, the Akai Crossfield Head—makes it possible to record 18,000 c/s. at a speed of  $3\frac{3}{4}$  i.p.s. or 21,000 c/s. at  $7\frac{1}{2}$  i.p.s. With the low speed of  $1\frac{1}{2}$  i.p.s. (4.75 cm/sec.) now available on the M8 and X4 models, it is practicable to record up to 11,000 c/s.

Employing this Akai technique, it is now possible to record four continuous hours on a standard 1,200 ft. tape without the need for professional 10 $\frac{1}{2}$  in. reels.

## Akai X4

Crossfield head. 17 hours of interviews and music on one reel of 5" tape; 20,000 c.p.s. response at  $7\frac{1}{2}$  i.p.s. — 3 db. 30-5500 — 3 db. at  $15/16$  i.p.s. 2 VU meters. 32 solid state elements; 4 speed; Piano key controls. Light and small enough to fit into a briefcase or shoulder case. 4 watts stereo output.

To Pullin Photographic Ltd., 11 Aintree Road, Perivale,<sup>TR5</sup> Middlesex. Please send me details of the Akai range.


Name \_\_\_\_\_

Address \_\_\_\_\_  
\_\_\_\_\_  
\_\_\_\_\_

**AKAI**



(A Company within The Rank Organisation)



**Audio Fair 1966**  
**VISIT THE KODAK**  
**DEMONSTRATION**  
**ROOM No. 115**  
**-HEAR THE WORLD'S**  
**BEST TAPE!**

**Kodak**




# UHER

a range of tape  
recorders to satisfy  
every amateur and  
professional  
enthusiast



### 4000 REPORT L

A battery portable that offers you virtually every facility of a mains-operated recorder—with many exceptional new features. Four tape speeds provide an infinite variety of recordings. Price (incl. microphone and tape) 103 GNS.




### 22/24 HI-FI SPECIAL

In many ways quite unique, this recorder meets the most exacting demands of a home sound studio. The Hi-Fi Recorder with a Test Certificate and Original Frequency Response Curve sheet for Hi-Fi systems. Price: 129 GNS.



### 724 L STEREO

A new, four track, all mains recorder priced at only 75 gns—and specially designed to meet the demand for an instrument particularly easy to understand and to operate.



### UNIVERSAL 5000

An ideal dictation machine and recorder ensemble for professional and business use. Three tape speeds, exceptional handling comfort and high tonal quality. Price: 95 GNS.




### 784 ROYAL STEREO

One of the most versatile recorders in the world with a fascinating range of recording possibilities. A high-quality stereophonic model featuring a simple knob control with eleven different functions. Four track Price: 129 GNS.

## AUDIO FAIR \* Special Showroom Exhibition at 205 Gt. Portland St.

During the period of the AUDIO FAIR at HOTEL RUSSELL – April 14th and 15th we shall be featuring a special display of UHER TAPE RECORDERS, to which you are cordially invited. Our showrooms are easily reached — just one minute from Gt. Portland Street Underground station (Circle and Metropolitan lines).

● BOSCH LIMITED · 205 Gt. Portland Street · London W.1 · Tel. LANGham 2672-5



## Over 100 different Tape Recorders and Hi-Fi equipments: ONLY ONE IS RIGHT FOR YOU

**THEY'RE ALL HERE** . . . every kind of Tape Recorder on the market. Nowhere else can you see such an all embracing display as that which awaits you at NuSound.

As Britain's largest Tape Recorder sales organisation with over 10 years experience in this specialised field, NuSound have built up a reputation that is "second to none".

Only from NuSound can you obtain the benefits of all these invaluable features — the most comprehensive range of equipment on display in the country, expert staff, free technical advice, immediate demonstration of any model, the finest after sales servicing available.

Whatever your means of transport or point of arrival, be it Holborn, Kings Cross or Liverpool Street Stations there is a NuSound showroom within easy reach. The position of each showroom has been carefully selected to be just a few minutes away from these well known Central London Landmarks and Main Line Stations.

- UNBEATABLE NO INTEREST TERMS
- GENEROUS PART EXCHANGES
- EXPERT STAFF. EXPERT ADVICE
- FREE TRAVEL FACILITIES
- UP TO TWO YEARS FREE SERVICING

### SHOWROOMS:

82 HIGH HOLBORN, W.C.1 (1 minute Holborn Underground) CHAncery 7401.  
 242/4 PENTONVILLE ROAD, N.1 (3 minutes from Kings Cross Station) TERminus 8200.  
 228 BISHOPSGATE, E.C.2 (1 minute Liverpool St. Station) BISHopsgate 2609.  
 36 LEWISHAM HIGH STREET, S.E.13 (1 minute Lewisham Station) LEE Green 2399.  
 2 MARYLAND STATION, STRATFORD, E.15 (Adj. Station) MARYland 5879.  
 205 HIGH STREET NORTH, E.6 (Opposite East Ham Station) GRAngeWood 6543.

## AUDIO FAIR 1966

During your visit to the Audio Fair do not miss the unique opportunity of calling into our High Holborn and Kings Cross showrooms to see, hear and compare the finest and largest selection of tape recorders on display in Gt. Britain. Both of these showrooms can be reached in a matter of minutes from Russell Square (1 stop on the Underground).

**HIGH HOLBORN.** These superb showrooms are devoted exclusively to tape recorders and we have on display virtually every recorder both large and small available today. Nowhere else in Gt. Britain is it possible to see a greater selection of 1966 models all available for immediate demonstration.

**KING'S CROSS.** In addition to the same wonderful selection of recorders as at our High Holborn showrooms we have a comprehensive range of Hi-Fi equipment, amplifiers, tuners, speakers, turntables, etc. all available for immediate demonstration and comparison.

**REMEMBER WE ARE ONLY MINUTES AWAY FROM THE AUDIO FAIR**

### NOTE : HOURS OF BUSINESS

**BISHOPSGATE :**  
 Monday to Friday 9 a.m. to 6 p.m. Closed all day Saturday.  
 Open Sunday 9.30 a.m. to 2 p.m.

**KING'S CROSS, STRATFORD, LEWISHAM, EAST HAM:**  
 Monday to Saturday 9 a.m. to 6 p.m. Half-day Thursday.

**HIGH HOLBORN :**  
 Monday to Friday 9 a.m. to 6 p.m. Saturday 9 a.m. to 1 p.m.

# NUSOUND TAPE RECORDER CENTRES

HEAD OFFICE: MAGNATAPE HOUSE, 191 PLASHET ROAD, UPTON PARK, LONDON, E.13. GRANGEWOOD 2185.

# TRUVOX

MUCH TOO IMPORTANT NOT TO SEE AND HEAR



Series 100  
2 & 4 track  
Tape Recorders




Series 100  
1/2 & 1/4 track  
Stereo Tape  
Units




FM 100  
Tuner Unit



TSA 100  
Amplifier

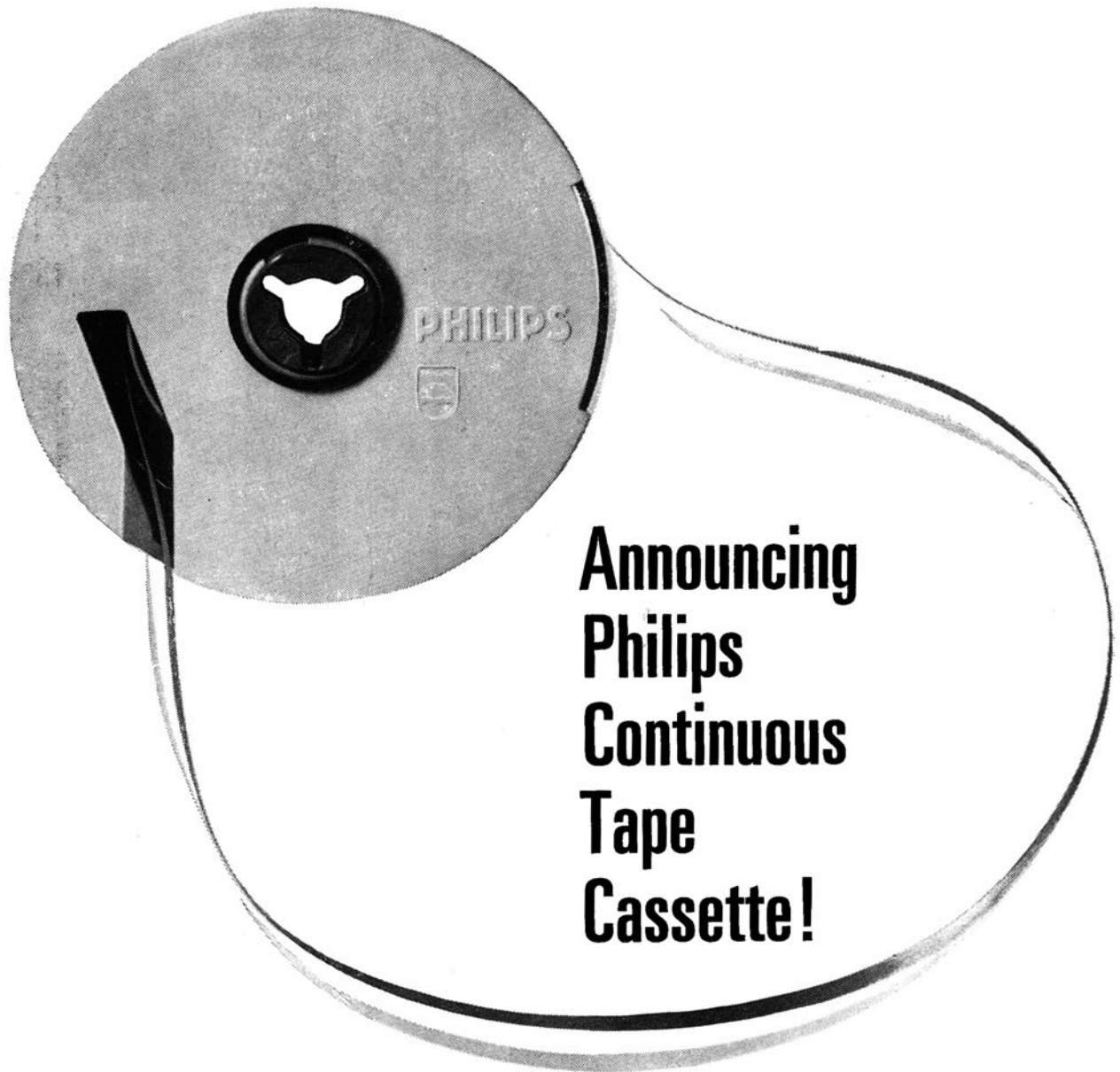


AND A  
GREAT NEW  
SPEAKER - SO  
NEW WE HAVEN'T  
PHOTOGRAPHED  
IT YET!



Series 40  
2 & 4 track  
Tape  
Recorders

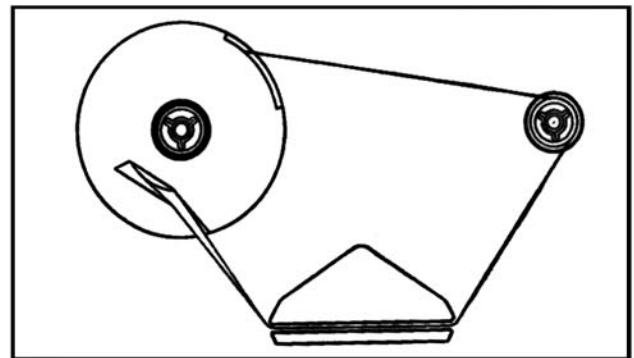
DEMONSTRATION ROOM 548 \* INFORMATION ROOM 562



# Announcing Philips Continuous Tape Cassette!

—for non-stop playback of music or sales messages

The simplest way of producing a continuous flow of recorded sound is to use Philips Continuous Tape Cassette. It fits most conventional mains recorders, plays for up to 40 minutes without repetition at 15/16 i.p.s. (80 minutes by simple adjustment), needs no attention whatever. Just switch on and forget it. Hard wearing, easy to use and always sure to give high quality reproduction, Philips Continuous Tape Cassettes are ideal for use in any store or supermarket. Get a supply now. Type No. EL1907/50, Price only £3.10.0.



# PHILIPS


PHILIPS ELECTRICAL LIMITED, CENTURY HOUSE, SHAFTESBURY AVENUE, LONDON WC2

**Bang and Olufsen**



for those who value design and quality above price

## Enthusiasts demand the best—they choose the Bang and Olufsen Beocord 2000K tape recorder




Modern design distinguishes the Beocord 2000K from conventional tape recorders. It has been designed by top Danish engineers to give you the following features: Built-in 3-channel mixer section which gives an amazing variety of recording effects such as 'sound-on-sound', the synchronizing of two recordings on separate tracks, echos on both stereo and monaural recordings.

Power output is 2 x 8 watts, distortion at 5 watts, less than 1%. FREQUENCY RESPONSE: 7½ in./sec.: 30-20,000 c/s (±2 dB: 40-16,000 c/s); 3¾ in./sec.: 1½ in./sec.: 50-8,000 c/s (±2 dB: 50-6000 c/s). Price 119 Gns. Also available to the same specification is Model 2000T which has two speakers built into the lid of the portable carrying case. Price: 123 Gns.



BEOGRAM 1000 V. A four speed stereo record player featuring the famous B & O pick-up cartridge with Diamond stylus. Suitable for use with the Beomaster 1000 and B & O pressure chamber speakers. 34 Gns. Complete with cover.



BEOMASTER 1000. Hi Fi enthusiasts will acclaim this outstanding compact all-transistor Hi Fi Stereo amplifier FM Radio combination. 2 x 15 watts output. Long, low cabinet, suitable for bookcase installation. Price: 79 Gns.

Write or send this coupon now for fully descriptive colour literature and for the name of your nearest B & O Appointed Retailer to: Department BTR.1

**BANG & OLUFSEN**  
**U.K. SALES DIVISION**


(A division of Debenhams Electrical & Radio Distribution Co. Ltd)  
Mercia Road, Gloucester.  
Telephone: Gloucester 26841.

Name \_\_\_\_\_

Address \_\_\_\_\_

London Showroom  
70-71 Welbeck St.,  
W.1.

# EMITAPE SETS A NEW SOUND STANDARD



## NEW TAPE

NEW EMITAPE the most advanced magnetic recording tape in the world. Automated control and rigid inspection at all stages of manufacture, using the most specialised equipment in the latest magnetic tape factory in Europe, ensures that every reel of the new range of EMITAPE is of superlative quality for your recorder.

New magnetic oxide coating techniques, combined with new high strength polyester base films, provide:

- ★ WIDER FREQUENCY RANGE
- ★ IMPROVED UNIFORMITY
- ★ GREATER STRENGTH
- ★ SUPER LONG-LIFE

— together with all the long established EMITAPE features acknowledged by the BBC and other leading broadcasting and recording organisations throughout the world.

# EMITAPE

*The tape that stands on its own*

**AT YOUR LOCAL DEALER NOW**

## NEW PACKS

All four grades of EMITAPE — Standard, Long, Double, and the new Triple Play are packed in special dustproof library cases at *No Extra Cost*. These library cases have the added advantage of being self-standing for compact storage and transparent for easy reference.

TRY THE NEW EMITAPE NOW!

Send off this coupon now for a leaflet giving full details of NEW EMITAPE.

NAME.....

ADDRESS.....

E.M.I. TAPE LIMITED · HAYES · MIDDLESEX

---

# tape recorder

---

INCORPORATING 'SOUND AND CINE'

EDITOR **JOHN CRABBE**  
NEWS EDITOR **DAVID KIRK**  
ADVERTISEMENT MANAGER **ROBIN WELLS**

Editorial and Advertising offices

LINK HOUSE, DINGWALL AVENUE, CROYDON, SURREY

Telephone MUNICIPAL 2599 (12 lines)

---

© Link House Publications Limited, 1966. All rights reserved.

---

## editorial

THE 1966 AUDIO FAIR is upon us, providing, with the introduction of many new recorders, an opportunity to gauge the more obvious trends in styling and constructional technique.

Really fresh thinking is by no means a regular feature of Audio Fair exhibits, but this year the offerings include a new cassette system, a pocket recorder with cross-field bias, and a return to what one manufacturer has painfully described as the "Instrument Look". Take heart, fellows, ugliness is coming back into fashion!

The recurrence of names like *BSR*, *Elizabethan* and *Wyndson* suggests that the 'strictly domestic' manufacturers are now trying hard to produce high-quality equipment without breaking self-imposed barriers of price.

Professional recording machines have been shown at the Russell for several years now, but 1966 sees a sizeable increase in the number of exhibitors catering for studios and broadcasters. At least six (it depends where you draw the line in quality) different manufacturers will be displaying equipment designed purely for the professional.

Video tape recording seems to have suffered something of a drawback. The *Loewe-Opta* machine originally planned for display is now undergoing production delays, while *Sony*—who might well have shown their £300 machine—decided not to exhibit at all. We can console ourselves, however, with the thought of a second demonstration of the *Philips EL3400*.

Tape accessories achieve a new distinction this year, with one exhibitor specialising almost entirely in plugs and sockets. Donald Smith of *Tape Recorder Maintenance* assures us that he, for one, is not upset by the chaotic non-standardisation that exists in audio connectors!

It is no mere coincidence that our Audio Fair Preview on page 158 is illustrated by a large number of microphones. Despite our comparatively late copy date—just four weeks prior to the Fair—many of the publicity boys have apparently not yet awakened from their winter hibernation. Manufacturer's specifications were received in abundance, but photographs were few and far between. Apathy is rife enough among the two million (or is it three now?) tape recorder owners; let us not see it in the industry's press officers.

And while on microphones, the 'do-it-yourself' pastime has taken a new turn. A microphone for home construction is now being produced by *Philips*. The home-assembly of electronic equipment has long been a popular pastime of audio and radio enthusiasts. This new trend to mechanical assembly may well prove equally successful. Those of us brought up in a jungle of *Meccano* are looking forward to the first home-constructor's tape transport. Who knows what the gentlemen at *Daystrom* have up their sleeves!

Another newcomer to the audio scene makes its debut at the Russell within the coloured cover of the 1966 *Audio Annual*. Readers

in the habit of filing their copies of *Tape Recorder* in string binders will be aware that, since our yearly index has been incorporated in the last issue of each volume (rather than sold as an extra booklet) one of the thirteen strings in the binders has been doomed to redundancy. For an outlay of 5s., readers can now fill this thirteenth string with a souvenir edition of the two magazines—or, if you prefer it, this souvenir of the Audio Fair. Occasional readers of the magazine may also find interest in the review reprints which accompany the many feature articles in the *Annual*. No less than 25 items are reviewed, including the *Revox 736*, *Clarke & Smith TR634*, *Beocord Stereomaster 2000* and *Sony TC500*. Much of the equipment included will be found at the Fair, and readers may care to weigh the equipment against the review, where relevant.

---

MAY 1966

VOLUME 8

NUMBER 4

---

### FEATURE ARTICLES

- 153 LONDON ON A THREE-INCH REEL  
By J. H. Ansbomb
- 157 A FAIR TRIAL (TAPE SKETCH)  
By David Haines
- 158 WHO'S FOR THE FAIR?
- 163 MAGNETIC SOUND RECORDING—Part 1  
By C. N. G. Matthews
- 166 LUBRICATION  
By William Henry
- 172 BATTERY POWERED TAPE RECORDERS—Part 6  
By Michael Gordon

### REGULAR ITEMS

- 149 WORLD OF TAPE
- 150 TAPE RECORDER SERVICE—No. 53  
By H. W. Hellyer
- 155 READERS' LETTERS
- 155 BOOK REVIEWS
- 165 PERSONAL BIAS  
By John Ashcroft
- 171 SOUND AND CINE  
By Anthony Wiggins

### EQUIPMENT REVIEWS

- 175 KORTING MT3624 STEREO TAPE RECORDER  
By A. Tutchings
- 179 AKG D66 STEREO MICROPHONE  
By A. Tutchings

---

### COVER PICTURE

What facts would the great Holmes have deduced from this photograph? From the term 'Tape Speed' below the equalisation control he would imagine the view to be of a tape recorder, while the provision of NAB and CCIR characteristics suggest the origin of the machine to be the USA or Europe. English labelling and a VU-meter suggest the former, while switching for microphone, and balanced and unbalanced bridge inputs point to this being no homely amateur recorder. Who are the largest American manufacturers of professional tape equipment? Holmes is replacing his acoustic gramophone with an *Ampex*.

---

### SUBSCRIPTION RATES

Annual subscription rates to *Tape Recorder* and its associated journal *Hi-Fi News* are 30s. and 38s. respectively. Overseas subscriptions are 32s. 6d. (USA \$4.50) for *Tape Recorder* and 38s. 6d. (USA \$5.40) for *Hi-Fi News*, from Link House Publications Ltd., Dingwall Avenue, Croydon, Surrey. *Tape Recorder* is published on the 14th of the preceding month unless that date falls on a Sunday, when it appears on the Saturday.

---

# A SUPERB ADDITION TO PHILIPS HI-Q RANGE ... **THE NEW P33 MICROPHONE**


-with cardioid or  
 omni-directional  
 characteristics  
 AT THE CLICK  
 OF A SWITCH!

A versatile, professional microphone with a frequency response from 80c/s to 15kc/s . . . a microphone that gives you the choice of cardioid or omni-directional operation – at the click of a switch. That's the Philips P33. At 500 ohms impedance its sensitivity at 1kc/s unloaded is -72dB relative to 1V/ $\mu$ bar. In the cardioid position, the sensitivity to the front of the microphone is 17dB more than at the rear. The P33 has a quick-release holder for mounting on stands with Whitworth threads of  $\frac{3}{8}$ " ,  $\frac{1}{2}$ " and  $\frac{5}{8}$ " , and is supplied complete with a 16 ft. detachable twin screen cable. And to go with it – a vibration-damper mount that prevents rumble being transmitted from the stand to the microphone.

**The P33 is the perfect choice for the Philips EL 3556 or any other quality tape recorder. See it, together with the complete range of superb sound equipment from Peto Scott, in Room 336 at the Audio Fair.**

HI-Q P33 Microphone (EL6033/10) . . . . . £24  
 Vibration Damper (EL6207) . . . . . £3

PETO SCOTT FOR ALL PHILIPS  
 PROFESSIONAL SOUND EQUIPMENT



PETO SCOTT LTD  
 ADDLESTONE RD · WEYBRIDGE · SURREY  
 TELEPHONE: WEYBRIDGE 45511



# world of tape

## COPYRIGHT LICENSING FOR AMATEURS

RECENT announcements by the *Mechanical Copyright Protection Society Ltd.* suggest that the intricacies of copyright, as it affects the amateur, are now well on the road to clarification. An annual licence may now be purchased, giving domestic tape users the right to record from certain sources for home entertainment purposes.

For 10s. per annum, recordings may be made of all musical works under MCPS administration which have been previously recorded in this country for retail sale, or produced on publishers' library records. The licence covers private exhibition in domestic surroundings, for the benefit of other enthusiasts in amateur tape and cine clubs, and submission for judging in national and local amateur competitions.

For £2 10s. annually, recordings may be made and synchronised to film and slides "by any known means".

With an eye to the future, the company have arranged licences for domestic television tape recordists, these costing £5 per annum. Application for further information and licences should be made in writing to the *Mechanical Copyright Protection Society Ltd.*, Licensing Department, Elgar House, 380 Streatham High Road, London, S.W.16.

## TAPE RECORDS IN THE USA

FROM the USA comes news of developments in commercial tape records. Eight-track stereo tape machines designed for mounting in motor car dashboards are selling well, and *RCA Victor* recently announced the introduction of 175 tapes for use in these machines, more being added each month. Each cartridge is guaranteed for one year against manufacturing defects.

Forty-two  $3\frac{1}{2}$  i/s tape records were added to the *Ampex* stereo tape catalogue during the latter part of 1965. The growth of  $3\frac{1}{2}$  i/s tapes, which are new to the American market, brings the price of tape records into line with competitive LP discs. A double-play tape album sells for approximately £3 10s. which is slightly less than the equivalent material on stereo disc.

## FURTHER FACTS ON PHONOPOST

IN view of the confusion in some quarters over certain restrictions in the *Phonopost* reduced-rate tape mailing service, further details have been obtained from the GPO. The only objects that may be sent under the Phonopost system are gramophone records tapes, wires and other similar recording materials (whether or not bearing a sound recording), suitably protected "needles" for reproducing the (disc) recording, and a written notice relating to the method of playing the recording. Letters or photographs may not be enclosed.

Packets should not be sealed but fastened in such a manner that they may easily be examined. The sender is required to mark the packet PHONOPOST in capitals above the address of the addressee, also showing his own name and address on the outside of the packet. A green customs declaration must be attached. Not all countries accept Phonopost packets, neither despatch nor acceptance being obligatory under the international regulations of the Universal Postal Union. The names of countries which will accept the packets are given on pages 142-336 of the *Post Office Guide*. Amendments are being issued to post offices as information is received regarding changes from the countries concerned.

## F.B.T.R.C. COPYING SERVICE

A COMPREHENSIVE list of successful entries to past British Amateur Tape Recording Contests has been produced by the *Federation of British Tape Recording Clubs* and is being circulated to Member Clubs and Associate Members. Copies are also available to non-member societies and individuals for 10s. 6d. The copying service is free to members who submit their own tape, while a charge of 5s. per hour of recording time is made to non-members to cover the cost of dubbing and packing. Unless otherwise requested, copies are made on  $\frac{1}{2}$ -track equipment at  $7\frac{1}{2}$  i/s. For an extra 21s. the *Federation* will supply a 7in. reel of Standard Play tape. Further details may be obtained from: *The Librarian, F.B.T.R.C., 33 Fairlawnes, Maldon Road, Wallington, Surrey.*



"He takes these plays very seriously."

## AMPEX OPEN NEW FACTORY

EXPANSION at the Nivelles branch of *Ampex International* in Belgium has culminated in the opening of a new factory and office block providing 42,000 sq. ft. of floor space. High speed digital tape mechanisms and a range of food-sorting equipment are to be manufactured for Belgian industry and for export. Production of domestic audio and professional video tape recorders is envisaged, along with construction of a magnetic tape testing centre.

## PHILIPS PATENT DROPOUT INDICATOR

ONE of the many steps involved in producing a gramophone record is a test for audible faults that might originate from a defective disc matrix or from dropout on the magnetic tape master. Until recently, the only reliable method of checking a tape or disc has been by the simple process of listening to it, though this was both time-consuming and technically unsatisfactory. An ingenious system patented by *Philips* now provides an efficient alternative to the human ear. The recording under analysis is played backwards and the combined audio and interference signals are fed to a filter. A characteristic of audio signals is their fairly steep leading edges and relatively slow trailing edges. With the record played backwards, this characteristic is reversed and the filter discriminates between interference (which is of an impulsive nature) and audio by 'recognising' the slow build-up of each audio signal. The signals passing the filter—mainly interference—are fed through a rectifier, resistive voltage divider and integrator and the two outputs applied to a differential amplifier. The output of this amplifier can be used to operate a relay, halting the tape transport whenever an interference signal is detected.

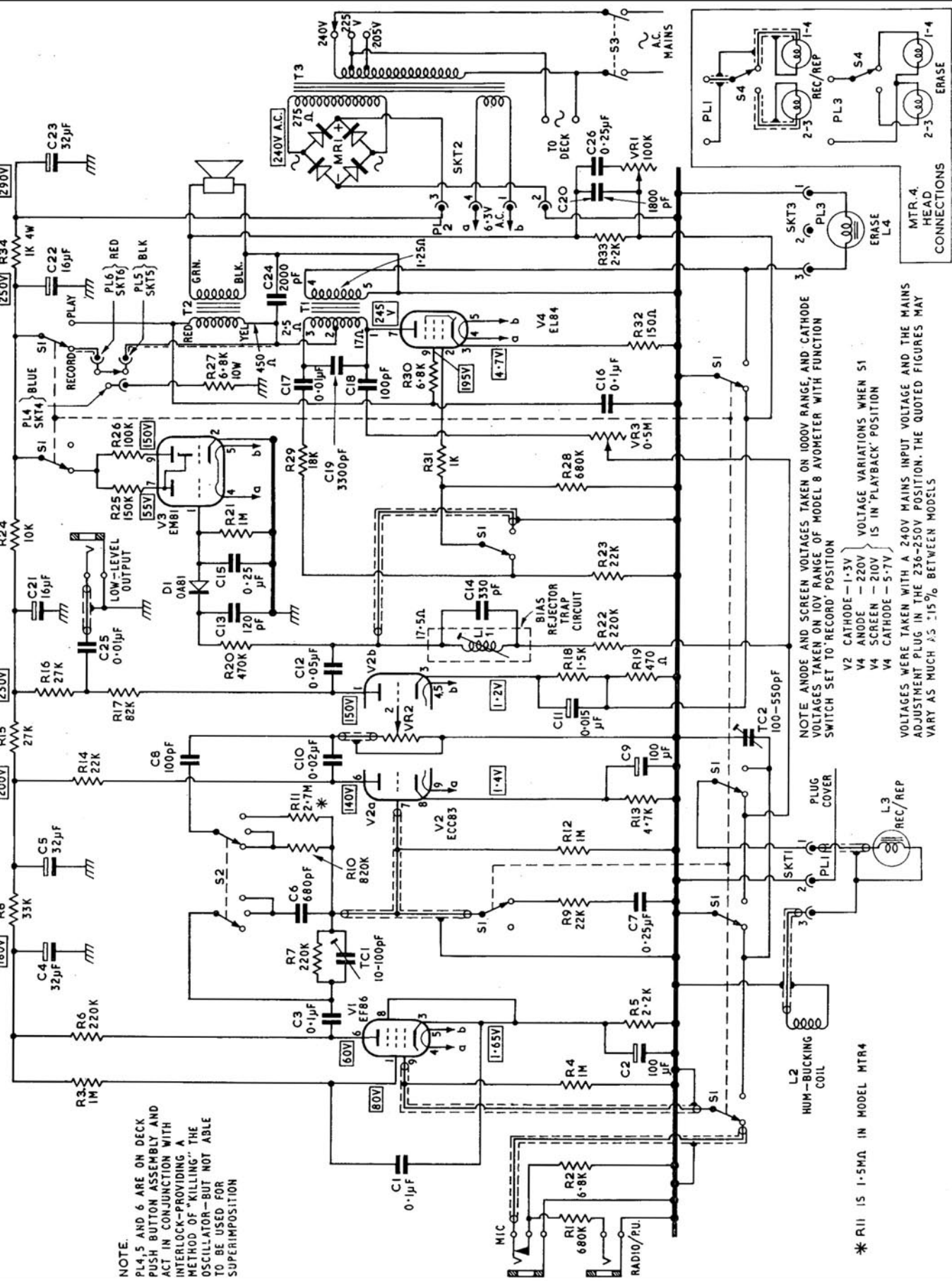
## TELEVISION ADVERTISING FOR EL3301

RARELY does a tape recorder sell sufficiently well to warrant television advertising which, at some £1,000 per minute, quickly eats into profits. The *Philips EL3301* has proved so successful, however, that the manufacturers are confident of a sizeable potential market. To bring their battery portable cassette recorder to the attention of the millions of commercial television viewers who do not read *Tape Recorder*, *Philips* promoted the machine in a series of 30-second advertisements. Between February 14th and March 27th an average of 13 advertisements appeared on each of the three main ITV viewing areas in London, the Midlands and the North.

## NEXT MONTH

TO BE PUBLISHED on Saturday, 14th May, the June issue of *Tape Recorder* will have a blue cover and will include an outline of the Czech tape recording scene by Otto Musil. H. W. Hellyer describes a recent tour to an imaginary continental factory—*A Visit to Grozsound*. This will be accompanied by an article in Michael Gordon's *Battery Powered Tape Recorders* series entitled *Overcoming Interference*.

MARCONIPHONE MTR1/MTR4  
CIRCUIT DIAGRAM



NOTE.  
PL4, 5 AND 6 ARE ON DECK  
PUSH BUTTON ASSEMBLY AND  
ACT IN CONJUNCTION WITH  
INTERLOCK-PROVIDING A  
METHOD OF "KILLING" THE  
OSCILLATOR-BUT NOT ABLE  
TO BE USED FOR  
SUPERIMPOSITION

NOTE ANODE AND SCREEN VOLTAGES TAKEN ON 1000V RANGE, AND CATHODE  
VOLTAGES TAKEN ON 10V RANGE OF MODEL 8 AVOMETER WITH FUNCTION  
SWITCH SET TO RECORD POSITION

V2 CATHODE - 1.3V } VOLTAGE VARIATIONS WHEN S1  
V4 ANODE - 220V } IS IN 'PLAYBACK' POSITION  
V4 SCREEN - 210V }  
V4 CATHODE - 5.7V }

VOLTAGES WERE TAKEN WITH A 240V MAINS INPUT VOLTAGE AND THE MAINS  
ADJUSTMENT PLUG IN THE 235V-250V POSITION. THE QUOTED FIGURES MAY  
VARY AS MUCH AS ±15% BETWEEN MODELS

\* R11 IS 1.5MΩ IN MODEL MTR4



## TAPE RECORDER

### SERVICE

NUMBER FIFTY-THREE

MARCONIPHONE MTR1 AND MTR4

BY H. W. HELLYER

**T**HERE are two prime difficulties in the preparation of these articles: first, we are strictly limited in the circuits we may publish because some manufacturers, as stated before, take a dim view of our knowing more than the plain operating information. Though many of us whose business it is to repair the machines can obtain service data from some makers, we are forbidden to pass it on. Again, some makers will not even give information to the accredited repairman, be he radio dealer or service group agent, unless he is also an agent for that particular brand of goods. Which makes it a bit hard for the chap in the street who has had a bad deal from the only local agent, has his letters of appeal brushed off by the manufacturer, and cannot get anyone else to handle his repair job.

This brings me to my second point: that many of the circuits in my files are almost literally the result of hasty scribbings on the backs of envelopes—either because no data had ever been published, or could not be made available. We may eventually get around to pressing our tame draughtsman into making something intelligible out of them, and publishing circuits in *Tape Recorder* style (such as the accompanying diagram).

The MTR1/4 circuit is itself something of a model. When it appeared in 1961, with half or  $\frac{1}{4}$ -track operation and three speeds (using the *Collaro Studio* deck), in a neat carrying case, and at a fairly competitive price, it justifiably attracted much popular attention. True, the response fell off rather sharply at top and bottom, and even the 7in. forward-facing speaker could not get the bass some users desired; and there was no provision for an extension loudspeaker. But this was a small detraction, easily overcome. Moreover, the low-level output, at an impedance of 220K, giving about 0.5V, was sufficient to load a separate playback amplifier and obtain an extended response. At the upper end, there was again a noticeable falling off, partly due to the heads used on this earlier type of *Studio* deck, and the  $7\frac{1}{2}$  i/s speed was intended for serious work. We have come a long way since then.

Which brings me, deviously, to my next point. A number of readers have asked for advice on fitting  $\frac{1}{4}$ -track heads to their  $\frac{1}{2}$ -track machines, and are sometimes deterred by the thought of extensive circuit alterations, particularly in the equalisation network. As can be seen from this circuit, the transposition from half to  $\frac{1}{4}$ -track heads required only the changing of one resistor in this network. But, what is more often overlooked when this question is asked—and answered—is the difference between the modern head and the older version. Almost invariably, newer types have a higher inductance, which requires a lower signal current and sometimes a higher source resistance from which this feed is obtained. Of course, the simple answer is to insert

a series resistor, which both attenuates the signal level and increases the virtual source resistance. But like most simple answers, it has its drawbacks, and there is a very decided limit to the amount of resistance that can be added to some circuits. Modern heads are very good at the top end of the frequency range, and one's amplifier may not be suitable for this difference in the response curve, so a balance has to be struck between the recording resistance for correct conditions, the new setting of bias, and the modified equalisation circuit. Everything really depends upon the equipment in use, and quite often a fair amount of experimentation is needed to achieve satisfactory results.

These notes may seem to have little to do with the MTR1/4, but are necessary at this point, if only to save future correspondence. Summing up the points—the modern head has a higher inductance and a greater treble efficiency. Therefore it needs less recording current, delivers less signal (though not usually less than the amplifier can compensate for) and needs less bias. Recording current can be reduced by the insertion of a series resistor—between 100 and 200K is usual, depending on the head inductance. The higher the inductance, the higher the added resistor.

The bias should always be adjusted for a balance between treble playback (of a test recording made as bias is adjusted) and distortion. As the bias feed is generally via a capacitor (and this is, in many cases, including the accompanying diagram, a trimmer capacitor) a certain amount of adjustment can be made without any circuit alterations. But, in general, a reduction of the overall value of the bias capacitor will be needed, and a new trimmer may have to be fitted. (Reactance is inversely proportional to capacitance, so a reduction in capacitance increases the reactance, which decreases the bias value.) In the example given, the 100-550pF trimmer TC2 could be substituted by a standard 30pF trimmer with about another 30pF across it—again, this value being determined by experiment. Less may be required.

To set the bias, make a recording with a good amount of treble in it—a bit of Mantovani, with bags of singing strings, if you like—and begin with the trimmer at minimum value, i.e., screwed out. Replay the test passages, each time increasing trimmer value slightly, noting the position of the trimmer screw or other convenient mark. At a certain stage, there will come a point where the treble response starts to fall away again, having risen to its peak. The distortion, which should have been apparent as we started and should have gradually improved, will continue to improve beyond this peak.

Precise setting depends on the tape you intend to use, and some other factors, but should lie between these two points, of maximum

(continued on page 170)

# YOU CAN RECORD FROM RANGOON TO REYKJAVIK



Professional quality recordings, anywhere, anytime. That's the new EMI L4, a low cost professional recorder of the highest quality . . . fully tropicalised. Tape speeds are  $7\frac{1}{2}$ " and  $3\frac{3}{4}$ " p.s., and frequency response at 7.5" p.s.  $\pm 2$ dB, from 50 c/s to 12 Kc/s. Signal to noise ratio is better than 50 dB unweighted. A fourth head can be provided for film and sound sync. Transistor circuits are used throughout, so all this performance comes in a unit weighing only 10 $\frac{3}{4}$  lbs—complete with re-chargeable batteries. OTHER FEATURES OF THIS IMPRESSIVE SPECIFICATION INCLUDE:— ■ fully equalised replay amplifiers ■ two microphone inputs with separate gain controls ■ re-chargeable batteries (charger available) ■ full erase facilities ■ motor rewind ■ press-button operation ■ remote control ■ A-B switch, meter and audio ■ loudspeaker with separate 200 mW amplifier ■ line in and line out jack sockets ■ microphone bass cut switch ■ meter monitoring of battery, RF bias, modulation ■ half or full track versions ■ Microphones, protective cover, battery charger, headphones are optional extras.

## —WITH THE NEW **EMI L4** ALL THE WAY!



**EMI**

Full details on request to:—

**EMI ELECTRONICS LTD**


LEADERS IN THE WORLD OF SOUND

BROADCAST AND RECORDING EQUIPMENT DIVISION · HAYES · MIDDLESEX · ENGLAND  
TELEPHONE: HAYES 3888 · CABLES: EMIDATA LONDON · TELEX: 22417

**DEMONSTRATION 247**  
AUDIO FAIR · HOTEL RUSSELL  
LONDON · APRIL 14th-17th



A trip to Speakers' Corner on Sunday morning can be very rewarding. The true enthusiast shows no bias in his choice of material.



The colourful characters of Petticoat Lane will add humour to your recordings. Useful bargains are also to be found.

## LONDON ON A THREE-INCH REEL

Some suggestions by Anscomb for enthusiasts 'in town' for the Audio Fair



Big Ben sounds o'er London's traffic. Take care London's traffic does not sound o'er thee.


Automatic gain control allows the unskilled to assist when circumstances require.



Demonstrations at the Audio Fair sometimes take an unexpected turn.



**NEW**



## **1966** audio annual

This new publication is concerned with high fidelity sound reproduction and tape recording and is produced by Britain's leading magazines in the audio field — "HI-FI NEWS" and "TAPE RECORDER".

Main features include ■ What matters in amplifiers ■ Comparing and measuring tape recorder performance ■ Judging audio quality ■ Creative taping as a hobby ■ An approach to tape recorder servicing ■ Whither stereo? ■ Tape prospects and problems ■ The hi-fi revolution

Plus a selection of the more important equipment reviews that appeared in "HI-FI NEWS" and "TAPE RECORDER" during 1965.

**OUT NOW 5/- GET YOUR COPY NOW**

FROM YOUR NEWSAGENT OR BOOKSTALL, OR SEND 6/- (PP) TO DEPT. TA, LINK HOUSE, DINGWALL AVENUE, CROYDON, SURREY

# OUR READERS WRITE . . .

## . . . about the Phonopost

**From:** Charles Towers, Secretary, Worldwide Tapetalk, 35 The Gardens, West Harrow, Middlesex.

DEAR SIR, I note with extreme satisfaction that at long last the GPO have thought fit to introduce the Phonopost service. The thousands of tapetalkers in this country will benefit by this and I know they will join me in thanking you for your past efforts to get this much needed service 'cracking'. Perhaps it could also be placed on record that during Worldwide Tapetalk's campaign a few years ago, quite a number of our members wrote to their MP's urging them to do something to get a cheaper rate for airmail tapes. It would appear that our joint efforts paid off!

I would like to take this opportunity of clarifying your Editorial remarks to the effect that "The new rates are only fractionally higher than second-class tariffs and, bearing in mind that packages may be sealed . . .". A letter from the Harrow postmaster received today states: "The make-up should be such that the contents are protected but also easily accessible. It would *not* be permissible to enclose in such a way that the wrappings have to be *broken* to gain access. A clasped flap would be acceptable but if metal fasteners are used they must be blunt and well pressed down to obviate risk of injury to the hands of the Post Office staff."

An article in the next issue of our publication *Sound Advice* will be giving the full implications of this new Phonopost service, together with a complete list of countries involved and the postal charges.

*Yours faithfully.*

*(Further details of the Phonopost service have been received from the GPO and are given on page 149—Ed.)*

## . . . about a helpful manufacturer

**From:** Donald Hannam, 6 Hevers Corner, Horley, Surrey.

DEAR SIR, Being a regular reader of your magazine *Tape Recorder*, I often read of complaints regarding tape recorders and their manufacturers. I do agree with many aspects of these complaints and feel that they are fully justified. I have been very fortunate in purchasing a WyndSOR recorder. Although this may not be a professional item, I feel that they deserve a few words in print on the wonderful service and good faith they show in their products. I have had teething troubles, but on asking for WyndSOR's help, have been furnished with

new components and wiring diagrams free of charge; any help I have needed they have gladly given.

In this day and age of the indifferent manufacturer, firms such as WyndSOR warrant all the publicity and praise they can get. Theirs may not be the most expensive equipment, but they have really satisfied customers. Well done WyndSOR. *Yours faithfully.*

## . . . about the Countess tape recorder

**From:** D. May, 12 Leverton Court, Melton Road, West Bridgeford, Nottingham.

DEAR SIR, I should be grateful if any reader could supply me with the name and address of a firm offering servicing and spares for the *Countess* tape recorder. This is the machine with stacked, concentric spools which was advertised and reviewed in the October 1961 issue and which was retailed by *Radio Clearance Ltd.* *Yours faithfully.*

## . . . about a condensed letter

**From:** Colin Braddock, The Tape Recorder Centre, 266 Waterloo Road, Blackpool, Lancs.

DEAR SIR, Well, as expected, it has started: my phone has rung many times admonishing me for "my views on single-motor machines, etc., and transistors". I would earnestly ask you to point out that the letter published in your March issue . . . about *Victorian concepts*, being a shortened version of my original contribution, reversed its meaning at one point in your subbing. The sentence beginning "I would add . . ." and ending ". . . coals on the fire." was not meant to represent my own opinion, which it did as published, but was quoted as the opinion of many people in the audio world. I have, indeed, great admiration for many single-motor decks and also many transistorised units. The intended theme of my letter was one of agreement with Mr. Bolt upon his impressions that U.K. manufacturers generally were Victorian in thought, while pointing out the differences between his opinion of what the hi-fi man wants in a tape recorder and the opinions of my acquaintances. *Yours faithfully.*

*(Mr. Braddock is quite right. In condensing his rather lengthy letter we altered the meaning of one sentence by removing the preceding one. We apologise for the misunderstanding and for any inconvenience which may have resulted. We would also take this opportunity of reminding readers that 'short and sweet' is the ideal rule-of-thumb when submitting technical queries and letters for publication—Ed.)*

# book reviews

**BUILDING AND USING SOUND MIXERS.** By R. E. Steele. 152 pages. 124 line and 8 tone illustrations. Price 30s. Published by *The Focal Press*, 31 Fitzroy Square, London, W.1.

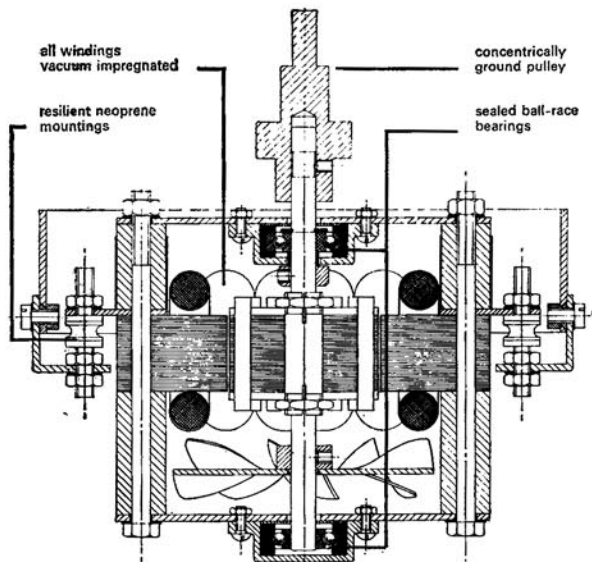
THE book is divided into seven chapters, with five appendices and an eight-page glossary of technical terms. The first three chapters describe mixers in broad outline; the various types available, simple and more involved, passive and active, etc. There follows a chapter on power supplies for valved equipment, a short chapter on integrating the mixer into an existing arrangement, and then a long chapter on a few circuits for building, with Mr. Steele's own valved design taking pride of place. The final chapter describes various ways of using a mixer.

The first impression on reading the book is that it is a little disjointed, with various subjects (such as the use of transformers and balanced lines, for example) being briefly touched upon in more than one chapter instead of being described and finished at one time. It is about then that the reader becomes aware of inconsistencies and errors in the text. For example, it is only rarely necessary to match the output of the mixer to the input impedance of the main amplifier, and not always as stated in the text. In most cases it is better to have

a low mixer output impedance feeding into a higher impedance at the other end to reduce noise and pick-up in the cable. The exceptions are with a transformer input to the main amplifier (very rare for amateurs) which must be correctly matched for correct frequency response, and where the feedback in the main amplifier is dependent on source impedance, which is most unlikely.

In the book there are only four transistor circuits, one for a VU meter (shown with an incorrect meter sensitivity) and three for pre-amplifiers (one of these is stated as having an input impedance of 1M when in fact it cannot be higher than 350K). The remainder of the circuits are valved; this is not really adequate in these days when transistors are offering overwhelming advantages of cost, low noise, no hum, small size and greater reliability than valves. The circuits given include equalisation for pickups, radio and tape signals direct from the tape head—the latter given only for 3½ i/s, although there is no mention of this in the text.

The review copy had many printing errors which I feel should have been corrected at the proof stage; but more disturbing were the fundamental errors. The last appendix in the book is a glossary of technical terms, potentially most useful to the amateur or beginner; however, the definitions leave room for confusion. For example, a picofarad is not one millionth of a farad—this error is perpetuated in the previous appendix, which also calls a microfarad 10<sup>-3</sup>F. A few quotes from this glossary illustrate the tone of the book: "*Bridge*—a circuit commonly used for measuring out of balance components by



## THIS IS A CAPSTAN MOTOR. ONE REASON WHY A FERROGRAPH TAPE RECORDER COSTS 95 GNS

Every Ferrograph tape recorder is fitted with three independent motors each designed for its specific task and built by Ferrograph to give enduring reliability over a long, long period of time. The Capstan Motor is synchronous, mounted on resilient neoprene pillars for lowest mechanical noise and is fitted with ball-race bearings to ensure a maintenance-free life and assist speed accuracy. Its design minimises hum fields. This motor is just one reason why Ferrograph tape recorders are incomparable. Other reasons include:

1. Transformer design, resulting in low hum levels.
2. Heads designed to ensure a long period of outstanding performance.
3. The signal level meter, pioneered by Ferrograph, has a fast response to transients with sustained peak readings to ensure distortionless recording.

If you are satisfied only with the best, and want an instrument that records faithfully and gives you an unequalled quality reproduction, there's no substitute for the Ferrograph. For further details, fill in the coupon and you will receive an illustrated leaflet. Or, if you prefer, we will send you the comprehensive 64-page Ferrograph Manual—at the price of £1 refundable when you buy your Ferrograph.

Ferrograph Limited, 84 Blackfriars Road, London, S.E.1

\*Please send me an illustrated leaflet about the Ferrograph.

\*Please send me the Ferrograph Manual.  Mono  Stereo

(I enclose cheque/P.O. for £1) \*Delete as applicable.

Name \_\_\_\_\_

Address \_\_\_\_\_

TR2

# Ferrograph

THE INCOMPARABLE TAPE RECORDER

### BOOK REVIEWS CONTINUED

use of a sensitive meter"; "*Reverberation*—more or less gradual dying away of a sound in a room"; and "*Rumble cut*—filter network designed to cut off sharply very low frequencies approximately equal to the r.p.m. of the turntable of a record player". I find it difficult to confuse 33½ r.p.m. (about ½ c/s) with the normal rumble cut at 30-40 c/s.

There is a very strong need for a book covering the subjects attempted in this book, with the rapid growth in the number of domestic tape recorders and tape clubs, and it is a pity that I cannot recommend it in any way. There can never be an excuse for incorrect information, and unfortunately the book is full of such information. To take but one further example of this, it is stated in Chapter 3, when discussing simple resistor-capacitor filters, that the rate of cut is dependent on the size of capacitor used; in figs. 44 and 45 the effect of varying this is shown as a 30 times change in turn-over frequency for a 2:1 change in capacity, and both producing a slope of some 2dB per octave. (The change in frequency is in the case above exactly 2:1, and all simple R-C networks produce slopes of 6dB/octave.) This is simply not good enough, particularly in a book which is aimed at "the man who prefers to design and build his own sound recording and reproducing equipment". The book is aimed as well at the beginner—and here it is most essential to give correct information; the example above is unfortunately representative of the whole book.

Finally, a note on the presentation of the book. For an outlay of 30s. I would expect to find a considerably better standard than the cardboard covers, and hand-drawn untidy circuit diagrams—many of whose figure numbers do not agree with the text. However, even with immaculate circuit diagrams, it would be impossible to recommend this book, least of all to the newcomer for whom it is designed. The book was lent to an amateur (without comment from the reviewer) who builds a little of his own equipment, belongs to the local tape club, and is an enthusiastic but non-technical user of tape recorders. Since it is difficult to review a book from exactly the viewpoint of those for whom it is intended, it is useful to report that, while the technical faults were not all seen (adding point to the earlier remarks), the other comments were broadly endorsed. D.P.R.

**COMEDY SCRIPTS FOR TAPE RECORDING.** By Peter Cagney. 27 pages, 24 line and wash illustrations. Price 3s. 6d. Published by *Minnesota Mining and Manufacturing Ltd.* in co-operation with *Queen Anne Press Ltd.*, York House, Queen Square, London, W.C.1.

**S**CRIPTS for light-hearted tape sketches have long been available across the Atlantic, though even there, to my knowledge, they have never been marketed other than individually. *Comedy Scripts for Tape Recording* is thus, perhaps, unique. No mighty epics are included, the book comprising eleven skits, the longest of which would run for about ten minutes. Mr. Cagney is, we are informed, a professional scriptwriter, and he certainly exhibits no lack of imagination in the subjects he covers. The customary formula of creating two or more characters is not followed rigidly, two of the sketches—*The Weather Man* and *Piano-Interruption Routine*—being for a single performer accompanied, in the latter case, by sound-effects.

In reading the book, I attempted to assess the 'creativity' one could put into the production of each sketch, rather than comment on the humour itself. In this respect, *Piano Interruption Routine* seemed outstanding, since an ambitious producer could employ mixing, superimposing and editing to achieve a very polished effect. The ability to tinker with a piano 'by ear' is enjoyed by many tape enthusiasts and, in this case, the poorer the accompanying performance, and the less well-tuned the piano, the better the resultant sketch. Those skilled in the ivory art might imitate that painfully beautiful piano-playing that accompanied some of the old Goon Shows.

In a short introduction, Mr. Cagney suggests possible applications of the playlets and then continues to suggest ways and means of creating sound-effects. The list of effects is culminated with the advice that readers can purchase suitable 'mood music' on 10 and 12in. 'seventy-eights'. Considering the very wide selection of sound-effects and mood music now produced for the tape enthusiast on microgroove discs and commercial tape records, there seems little reason for tolerating the extra background hiss.

This book is well worth purchasing at 3s. 6d., both as a source of recording material itself and also as an example of the versatility of the sound play for the budding David Haines's of this world. D.K.K.



## INTRODUCTION

This short play returns to the elementary voice-positions of drama-on-tape.

The judge should be positioned near the microphone; the prisoner is slightly more distant; and the juror is between.

Any empty-room acoustic will suggest a courtroom interior.

It is easy, but very interesting, to balance the voices according to the gain-control, setting. However, advanced amateurs can take the exercise a stage further.

The prisoner, being in the distance, is obviously in the inferior dramatic position; the judge, being nearer to us, is dramatically superior. These two key positions can be slowly *reversed* during the scene—thus assisting the prisoner's growing ascendancy over the judge. The two actors merely exchange studio-positions during their dialogue—progressively changing over from a suitable point in the script (indicated here by square brackets).

The entire play (like many others) can easily be performed by one person if he steps to-and-fro between selected voice-positions. The 'interruptions' are made convincing by snipping short the recorded lines and splicing them to the next speech.

Further explanation of the theory of aural perspective is included in *The Dramatape Guide* (Focal Press, 7s. 6d.).

PRISONER: Oh, gorbimey!

JUDGE: But he was a most persuasive speaker. Every prisoner has his own little hobby-horse. He turned all the jury into vegetarians.

PRISONER: (*thoughtfully*) I suppose I could talk about stamp-collecting . . . (*change-over*)

JUDGE: Stamp-collecting? Is that your hobby?

PRISONER: Yes, my Lord. That's why I stole the mail-bags.

JUDGE: (*sternly*) Don't be flippant! Since you have nothing serious to say, I shall now proceed with the sentence. (*intoning*) Prisoner at the bar, I hereby sentence you to—

PRISONER: (*interrupting*) I hope you'll take into account the fact that I had an unhappy childhood.

JUDGE: (*starting again*) Prisoner at the bar, I hereby sen—


PRISONER: (*interrupting*) I'm not a man to indulge in self-pity. But I've had a hard life—one continuous struggle!

JUDGE: Kindly refrain from interrupting. You've made me lose the thread. (*starting again*) Prisoner at the bar, I hereby—

PRISONER: (*interrupting*) At school, for instance, my headmaster knew nothing, absolutely nothing, of child psychology. I was expelled without compunction. He never enquired



# A FAIR TRIAL



A TAPE SKETCH BY DAVID HAINES

ANNOUNCER: We present a short play entitled *A Fair Trial* . . .

JUDGE: Members of the jury, do you find the prisoner guilty or not guilty?

FOREMAN: Guilty, my Lord.

JUDGE: Prisoner at the bar, you have been found guilty. Have you anything to say before I pass sentence upon you?

PRISONER: No, my Lord.

JUDGE: Nothing at all?

PRISONER: Not a single word.

JUDGE: Surely there must be *something* you'd like to say?

PRISONER: I'm sorry, my Lord. My mind is a complete blank.

JUDGE: This is most unusual. Most prisoners like to make a speech before they go down. Perhaps you're feeling nervous?

PRISONER: I'm just no good at making speeches.

JUDGE: We had a chap last week who spoke for nearly three hours. Think of that!

PRISONER: Did he make you change your mind?

JUDGE: Dear me, no—a judge cannot allow the prisoner to influence the sentence. (*with relish*) I gave him 14 years.

into the motives that led me to pick his pocket.

JUDGE: Prisoner at the bar, I—

PRISONER: (*interrupting*) The same impulse, in later life, led me to steal those mail-bags. Basically, I'm insecure. I need love.

JUDGE: I hereby sentence you to a term of—

PRISONER: (*interrupting*) And I hope you'll take my matrimonial situation into account. My wife's husband went off with another woman.

JUDGE: Prisoner at the bar I hereby sentence you to preventive detention for a period of—

PRISONER: (*interrupting*) I'm not really a criminal, my Lord. I'm just an ordinary human being—the same as yourself. Lend me your wig and I'll prove it.

JUDGE: (*angrily*) If you interrupt me again, I'll dismiss the case! (*starting again*) Prisoner at the bar, I hereby sentence you to—

PRISONER: (*interrupting*) All I ask, my Lord, is a fair trial.

JUDGE: (*promptly*) That settles it—go home you pest! Clear the court.

# WHO'S FOR THE FAIR?

CAREFUL analysis of the figures—if there are any—would probably reveal that the British Museum attracts a large proportion of its annual visitors during the summer months. The popularity of that historians' haven can be expected to fall off as the nights grow longer—rising to a sudden peak in mid-December when exhausted sight-seers take refuge from the London Lights.

A similar peak, of rather smaller proportions, occurs during the first weekend after Easter—building up slowly on the Thursday and collapsing abruptly at 8 p.m. on Sunday. The museum staff have their own theories as to the cause of this phenomenon—which is all the more intriguing for being synchronised with the phases of the moon. Our own opinion, however, is that some connection exists between these peaking figures and an annual gathering at a large hotel which borders, like the British Museum, on the rectangular greenery of Russell Square. Disciples of the Audio Cult are believed to be extremely susceptible to aching feet—this physical limitation being offset by extraordinarily durable ears. In consequence, the modern seats which adorn the museum hallways provide a logical—almost magnetic—attraction for those tape recording enthusiasts, manufacturers, music-lovers, technicians and salesmen who subscribe to the religion that is the *International Audio Festival and Fair*.

To understand still further the unique qualities of the British Museum, it is necessary to study the Things-That-Go-On in the Hotel Russell.

The 1966 Audio Fair opens to the public at 4 p.m. on Thursday, 14th April, closing at 9 p.m. and re-opening from 11 a.m. to 9 p.m. on Friday and Saturday. On Sunday 17th, the Fair closes one hour earlier—at 8 p.m. Entry is by Privilege Ticket only, these being obtainable from audio dealers in most parts of the country. Readers who find themselves stranded without tickets might consider an expedition to dealers in nearby Tottenham Court Road, where the precious pink cardboard should still abound in some quantity. The tickets admit up to two persons and may be used once only.

The format of previous years is being adopted, with the ground floor devoted to static exhibition booths while the four floors above are used by manufacturers for display and demonstration of their products. In addition, the fifth floor is being used this year, enabling exhibitors to expand their space allocations to include—in several cases—Trade Offices. Readers referring to the List of Exhibitors accompanying this article should note that the first digit of the demonstration room or lounge number denotes the floor on which that room is situated; Room 315, for example, would be found on the third floor.

We commence our tour of tape-equipment exhibitors on the second floor of the Hotel Russell, and at the beginning of the alphabet.

*Akai* are expanding in two directions from their hitherto restricted interest in expensive semi-professional stereo recorders by introducing a professional console machine and a miniature battery portable. The *PT.5011 Studio Console* is to be produced in several forms, offering a choice of tape speeds, tracks and channels. The *X-355* was introduced several months ago as a successor to the *345 Automatic Stereo* (automation, here, being in the mechanism and not of the gain control) and costs £250 19s. A cheaper non-automatic version of this recorder is



S.G. Brown Dynamic headset

being shown—the *X-300*. Both recorders employ transistors throughout and feature cross-field bias. The *X-PK1* has the distinction of being the first mono battery portable to employ the cross-field technique (the first cross-field stereo model being the *X4*, introduced at the Russell last year). Described as a pocket recorder, the *X-PK1* has two speeds and takes 3½ in. spools. An unusual feature is the internal loudspeaker which doubles as a microphone. The *Akai* range now includes a single-channel mains recorder—the *910*—using the basic *Akai* deck and featuring capstan-sleeve speed change. Half and ¼-track versions of this recorder are available, conventional bias and a pressure-pad-free mechanism being incorporated.


*Ampex*, who dropped from last year's Audio Fair at the eleventh hour, compensate for past introversion by taking part in two exhibitions simultaneously. The *2000* and *800* Series are expected to be shown at the Russell and also at the United States Trade Center (four stops on the Underground). The latter exhibition is described at the end of this article.

*Audio & Design* has at least one important thing to recommend it—contributor Graham Balmain as a director! The company have interests in various aspects of audio and are hoping to display a professional tape transport fitted with four-channel heads and using ¼ in. tape.

*BASF* adhere to the 'free-sample recorded lecture' first shown in 1964 and developed from their language laboratory display of 1963.



STC demonstration recording in preparation



Telefunken M.204 stereo

An improved version of the BASF tape storage box will be shown.

*Brenell* need no introduction. Their four-speed tape deck has gained something of a reputation as a younger brother of Grandad Wearite. It is a sturdy mechanism, nevertheless, and can form the basis of a low-price stereo tape unit if combined with the *Hi-Fi Tape Link*. Deck prices start at £38, while the recording amplifier costs £46. There is no pampering to prettiness (apart from that tape head cover!); the incorporation of jack microphone sockets and twin PPMs suggest that functionality over-rides appearance.

*S. G. Brown* concern themselves mainly with industrial communications. The aircraft controller, pilot and radio operator are as interested in long-term comfort as they are in audio quality. Headphones produced by this company for the hi-fi market embody much of the experience *S. G. Brown* have in designing comfort. The *Dynamic 3C 1100* is one of the newer models to be shown, while the *Lorgnette 11C 201/1* provides an addition to the growing species of 'handphones'. A version of the latter model is available with built-in volume control, designated the *11C 200/1*.

One feels that Henry Ford would have been proud to know *BSR*. The tape and disc mechanisms, tape decks and gramophone pickups produced by this Staffordshire company have brought pleasure to a vast portion of the 'medium-fi' market. Whatever the perfectionists say about record-changers, the *BSR TD10* tape deck has all the essen-


(continued overleaf)




Left: Shure 533  
Sper-O-Dyne



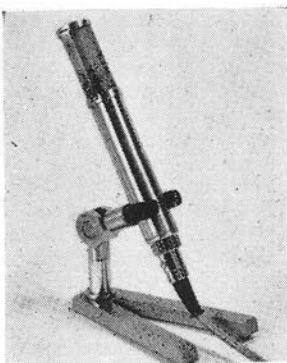
Lustraphone LH/58  
hand microphone



Wyndor Vanguard  
with loudspeaker in lid



Shure SM50  
Omnidirectional  
microphone



Lustraphone VR/75  
with built-in pre-  
amplifier



Shure 581  
SF Unidyne A

tials of a reliable transport—simplicity and solidity—without the meticulous machining that makes the *Studers* of this world so expensive. The result is a machine well up to domestic standards which will roll on for years. Regular visitors will note that this is the first occasion that BSR have taken part in the Audio Fair.

*Butoba* must have made many mouths water in their 1965 display of the *MT225* battery portable, which featured a battery-exhausting array of solenoids, three motors and a lamp! This machine was first shown in 1964 (when it was more-or-less 'under the counter') but has only just become available. It is surprising to note that, at £93 9s., this is the first battery portable ever to sell here in the £70 to £100 price bracket. Equally surprising is the fact that there are only two British-made battery recorders on the market—the *Fi-Cord 202A* and *EMIL4*. The *MB* range of microphones will be displayed alongside the *Butoba*.

*EMI* cater almost entirely for the professional, forgetting their work in the magnetic tape and commercial tape record fields; but the *L4* is likely to attract many outdoor recording enthusiasts. Visitors are recommended to listen to the background noise—there isn't any. Slightly larger than the *L4* is the *BTR 4* studio console recorder, illustrated on right. Solenoid controls, continuously variable fast-wind and a pressure-pad-free tape transport are taken for granted on equipment of this standard—but more and more of the lower-priced designs are coming to incorporate them.

*Ferroglyph* are introducing a recorder based on their *Series 6* featuring A-B monitoring and a compensated input for magnetic gramophone pickups. The PPM modulation indicator functions on both record and replay, while a spot-erase facility permits accurate removal of unwanted passages. The recorder has full mono record and replay facilities, with 3W power amplifier and monitor loudspeaker.

The products of *Fi-Cord*, *Beyer* and *Braun* will be displayed at adjacent booths and demonstrated together in Room 147. The *Fi-Cord 202A* is quite well-known, being similar to the original 202 but having no automatic gain control. Nothing new is expected, though the *Braun TG60* might be shown. This machine was introduced last year, but the model destined for display was delayed in the customs—or so the story goes. The stereo recorder sells for about £200, has a solenoid-controlled mechanism operating at  $7\frac{1}{2}$  and  $3\frac{3}{4}$  i/s, and utilises *Papst* hysteresis synchronous motors for the capstan and (rather unusual) also for left and right-hand spool drives.

*Grampian* have produced some unusual accessories in the past—their parabolic reflector, reverberation unit and windshields being the first to come to mind—but this year they concentrate on mixers. A compact battery-powered mixer is being introduced for the amateur enthusiast, while a more elaborate low-noise mixer caters for the needs of the semi-professional—meaning, perhaps, the wealthier amateur!

*Hammond* have shown that a capacitor microphone is not necessarily an expensive microphone. The *M.100* was evolved from the *Microkit* but, unlike that device, is supplied fully assembled. Up to 200ft. of connecting cable may be employed between the microphone and tape recorder, using a mains power unit included in the price. Mono and stereo versions are available, with respective prices of £30 9s. and £51 9s. A battery model is currently being developed.

Water being what it is, there will be no liquid backdrop to the *Kodak* synchronised tape-slide display, though the impressive performance put on by the company at the recent Ideal Home Exhibition—using a 40ft. screen of cascading  $H_2O$ —would be hard to emulate in a hotel bedroom. The same programme will be shown, however, on a conventional screen, depicting the four seasons of the year.

*Loewe Opta* have cancelled plans to display the *Optacord 600* video tape recorder, following the news that production had been postponed. The machine is expected on the British market towards the end of this year, however, selling at about £900. No new audio recorders are expected, though the *416* and *408* mains/battery portables will be shown.

*Lustraphone* are this year emphasising an aspect of electronics that has hitherto escaped the microphone field: miniaturisation. Both the size and the cost of ribbon microphones are expected to come down as a result of the *VR70/1* ribbon insert which weighs just  $\frac{3}{4}$ oz. and has dimensions of  $1\frac{1}{2} \times \frac{3}{4} \times \frac{1}{4}$ in. The *VR/75* ribbon microphone is designed for hand or table-stand use and features an internal transistor pre-

amplifier, bass-cut switch and an ON/OFF switch for remote operation of external equipment. Moulded handles incorporating finger indentations for greater comfort and stability have been widely used in the photographic industry. They now extend to the audio market with the introduction of the *LH/59*, a small hand microphone with PVC holder and press-talk switch.

*Mallory* have no demonstration room, but will be displaying on a ground-floor booth their new range of Alkaline batteries, claimed to give a steady voltage over an exceptionally long period. The batteries are being produced in five standard sizes and will be shown alongside some of the equipment for which they are specified. Miniature mercury batteries will share a space on the stand.

*Metrosound* are encroaching more and more into the tape recording field with the introduction of two further accessories. The *Metro-Splicer* is suitable for cutting recording tape and 8 mm. cine film and comes complete with cutting blades and film scraping tools. A plastic cleaning brush with nylon bristles boosts a range of accessories already including the ingenious *Metro-Strobe* tape speed indicator.

*Revox-Studer* undertook, last year, a demonstration which none of the other tape recorder exhibitors seem willing to imitate. Taking advantage of the instant monitoring facility afforded by independent record and replay heads, they fed a musical signal through four 736 recorders and compared the quality of the original with the fourth copy. No details have been released of this year's mode of demonstration, but, if it follows the last, the 736 should win quite a few converts. Studer professional recorders are widely used professionally (the BBC have more than 80) and vary from the £1,393 *C.37* stereo to the new transistor *A.62*, price £566 in full-track mono and £712 in  $\frac{1}{2}$ -track stereo forms. Speeds are 15 and  $7\frac{1}{2}$  i/s.

In the midst of gimmicks and eye-catching displays it is pleasing to report that at least one tape manufacturer is introducing a new brand. *Scotch* are aiming their *Dynarange* at users of semi-professional machines having moderately high bias level. A "low-noise" oxide formulation is claimed to give between three and five decibels improvement in signal-to-noise ratio, compared with conventional tape. Reduced dropout and head wear are also claimed. A book of tape sketches by Peter Cagney will be among a range of publications on show—*Comedy Scripts for Tape Recording* (see review on page 152).

*Sennheiser* exhibit for the first time under the distributive wing of *Audio Engineering*. Microphones for professional and domestic use will be demonstrated, alongside some of the "smallest magnetic microphones in the world." The latter are designed for deaf-aids but will be, at the very least, of some academic interest to tape enthusiasts. 'Academic' would seem the most suitable description, also, for the interest visitors may show in the studio quality capacitor microphones, including a 'gun' microphone and measuring unit. The latter, intended for industrial use, employs RF transistors to attain a flat frequency response from one tenth of a cycle to 20 Kc/s.

*Shure* transistor stereo preamplifiers will be shown alongside two new microphones. The preamplifiers are designed for use with tape playback heads and magnetic pickup cartridges. The new microphones comprise a medium-price omni-directional unit—*Model 533*—and the rather more expensive cardioid *581 SF Unidyne A*. The *SM* series of studio microphones, including the omni-directional *SM50*, will also be exhibited.

*STC* microphones of widely varying prices vie against each other in a practical comparison of the *4113* ribbon cardioid (11 gns.), *4105* moving-coil cardioid (£22 10s.), *4038* figure-of-eight ribbon (£50) and *4126* cardioid capacitor (£100). A recent recording made by *CTS Studios* in Kensington compares the microphones on the efforts of a quartet comprising two violins, viola and cello.

Not all visitors to the Audio Fair take with them plans for heavy financial outlay at an early date, and we predict that the display of tape recorder plugs, sockets and spare parts will attract an unusually large number of visitors to the *Tape Recorder Maintenance* demonstration room. Many thousand of combinations can be made from the 38 interconnecting leads handled by the company, though no prizes are being offered, to our knowledge, for the exact figure.

*Telefunken* have produced an interesting variation on the tape-deck theme by placing the input/output connection panel to the immediate right of the take-up spool. In so doing, they have made the control panel of the *M.204* positively huge, with more than sufficient space to house the seven rotary controls, seven push buttons, three switches, two meters and two sockets that adorn the attractive stereo machine. The right-hand panel houses six sockets, making a total of eight DIN connections on one machine. So much for the continental 'all through

one hole' theory ! At £113 9s. this recorder looks like being one of the highlights of the Fair. If it has to vie for visitor-interest, however, its main competitor may well be in the same demonstration room, for the *M.401* battery portable will be the first recorder to be marketed in Britain using the *DC System International* cassette. Whether we like it or not, this type of recorder may be representative of the machine of the future. The *401* sells for £48 6s. and operates at 2 i/s.

*Truvox* repeat their 'Is it Live?' demonstration of the *Series 100* tape unit this year and will display, in addition, the *Series 40*. Input facilities for low-output microphones makes this an exceptionally versatile recorder for £46 4s.

A three-channel mixer incorporating a peak programme meter is


Booth 55 will be occupied, nominally, by our sister magazine *Hi-Fi News*, and copies of that magazine will be available for purchase, alongside *Tape Recorder*, the new *Audio Annual*—which will be published on April 14th—and those copies of the 1966 *Audio Diary* that Santa Claus overlooked last December. We look forward to meeting contributors and exhibitors in Room 155.

Three outside displays are being held by tape-equipment manufacturers. *Mastertape* invite Audio Fair visitors to 'Relax in comfort' in their exhibition at the Morton Hotel. The display, covering all aspects of the company's interests throughout the world, will be open for the entire period of the Audio Fair, as will the *Heathkit* display, to be held by *Daystrom* at the Grand Hotel. No tickets are required.

TRADE NAME	BOOTH	DEM. ROOM/ LOUNGE
Agfa-Gevaert	21	—
Akai	16	213
AKG	63	302
Allan, Richard	—	215, 216
Amateur Tape Recording	35	—
Ampex	—	449, 450
Arena	10	317
Armstrong	45	538
Audio & Design	65	220
Audio & Record Review	—	344
BASF	64	304
Beyer	31	—
BKSTS	—	346
Braun	32	122
Brenell	37	149
Brown	52	312
BSR	72	321
Butoba	59	242
Celestion	23	349
Connoisseur	48	347
Decca	73	236
Decca Kelly	—	235
Design Furniture	—	114, 109
Dual	12	322
Elcom	51	111
Electrical Trader	5	—
Elizabethan	41	120
EMI	39	247
Euphonics	18	—
Fane	8	214
Ferranti	13	112
Ferrograph	34	542
Fi-Cord	30	147
Fisher	14	320
Garrard	57	342
GKD	47	212
Goldring	38	248
Goodmans	24	434, 433
Gramophone	—	152
Grampian	15	334
Hammond	33	—
Hi-Fi News	55	155
High Fidelity	—	154
Jordan-Watts	22	—
KEF	—	442, 443
Kodak	19	115
Leak	69	534
Loewe Opta	11	318
Lowther	—	404, 439
Lustraphone	25	145

TRADE NAME	BOOTH	DEM. ROOM/ LOUNGE
Mallory	29	—
Metrosound	4	—
Micro	43	221
Mullard	—	211
Ortofon	3	217
Peto-Scott	—	335, 336
Philips	60	337, 339
Pioneer	42	313
Pye	9	447
Quad	70	504
Radford	74	448
Record Housing	49	117
Records & Recording	50	—
Rectavox	58	113
Revox	62	315
Richard Allan	—	215, 216
Rogers	67	402
Saba	56	311
Scotch	40	234
Sennheiser	53	121
Shure	66	237, 239

TRADE NAME	BOOTH	DEM. ROOM/ LOUNGE
SME	28	—
Sonotone	1	218
STC	—	249
Tandberg	17	222
Tannoy	54	547, 544
Tape Recorder	55	155
Tape Recorder Maintenance	71	314
Tape Recording	—	153
Telefunken	68	202
Thorens	2	—
Truvox	36	548
Vortexion	27	348
Wharfedale	44	502, 563
Whiteley	46	204
Williman	—	244
Willmex	—	246
Wireless World	5	—
Worden	—	549
Wyndson	61	118



being shown by *Vortexion*, attached to a £60 price label. Once again, the Wearite-based range of semi-professional recorders will be displayed, these models incorporating the three-speed deck introduced last year.

*Wyndson*, although they have not exhibited at the Russell in recent years, are by no means new to its reverberant corridors. The *Vanguard* forms the centre-piece of their display, being a three-head,  $\frac{1}{4}$ -track recorder designed around the *Magnavox Studiomatic* tape deck.

And that is it, at least so far as we can gather one month prior to the Fair. Needless to say, we shall be at the Russell ourselves, having, this year, a first-floor lounge in addition to a ground-floor booth.

The United States Trade Center at 57 St. James Street, London, W.1 is holding an exhibition of American audio equipment between 14th and 22nd of April. The first two days will be restricted to members of the trade, but open to enthusiasts on the Saturday and from Monday to Friday of the following week. Like the Audio Fair, entry is by complimentary ticket, these being obtainable from the Director at the Centre (HYDe Park 5921) or from certain audio dealers. Exhibitors will include *Electro-Voice*, *Sherwood*, *Ampex*, *Fisher*, *Koss*, *Scott* and *Shure*.

Newcomers to the Hotel Russell are advised to travel by Underground on the Piccadilly Line, disembarking at Russell Square.



## TO MEET THE STANDARDS OF THE CONNOISSEUR... Ampex 800 Series of Stereo Tape Recorders for sound perfection

Designed to out-perform all other Tape Recorders in their price range, with *solid state* electronics for maximum reliability. A revelation in pure sound reproduction in 4-track Stereo or Mono. For true fidelity recording or hours of the most satisfying listening pleasure this superb Ampex instrument defies comparison at anything approaching the price. Look at the features that put the Ampex 800 Series years ahead: Versatile 3-speed Operation • Precise Dual Capstan Drive • Interlocked Tape Controls

• Lifetime Ampex Deep-Gap Heads • Accurate Record Level VU Meters • Uncomplicated, straight line Threading • Simplified Operation • Die-cast Aluminium Construction • Constant Speed, High-efficiency Motor. Additional features are Automatic shut-off switch—turns off tape transport when tension is lost; automatic tape lifters eliminate head wear during fast wind operations; automatic digital counter allows you to return to a selection on your tape quickly.

# AMPEX

Ampex sales and service facilities are conveniently located throughout Europe and the Middle East. For more information write to: Ampex Great Britain Ltd., Acre Road, Reading, Berkshire, England. Telephone Reading, 84411 • Ampex S.A., Via Bernà 2, Lugano, Switzerland. Telephone 091/3.81.12 • Ampex Europa G.m.b.H., 6 Frankfurt Main, Düsseldorf Strasse 24, Germany. Telephone 252001-5 • Ampex, 41 Avenue Bosquet, Paris-7<sup>e</sup>, France. Telephone 705.38.10.

# MAGNETIC SOUND RECORDING

A NEW SERIES  
FOR THE  
NON-TECHNICAL

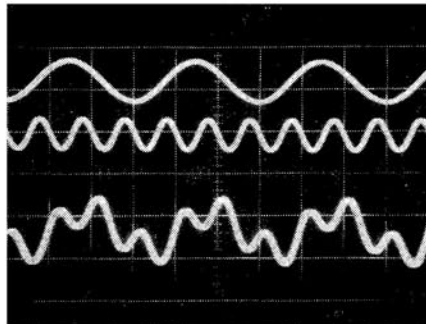
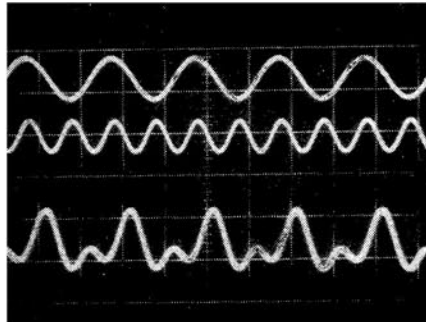
## Part one

### THE NATURE OF SOUND

By C. N. G. Matthews

**Fig. 1 (top):**  
Fundamental and  
second harmonic

**Fig. 2 (bottom):**  
Fundamental and  
third harmonic



**B**EFORE we even begin to consider the problems of sound recording and reproduction we must know something of the nature of sound itself. Tapes, amplifiers, microphones and the like are merely tools; sound is the raw material whose properties and quality must be appreciated before it can be properly used.

Sound is the sensation caused when the drum of a normal ear is made to vibrate at any rate from something under twenty up to about twenty thousand times per second. One complete vibration is called a cycle and the number of cycles per second is called the frequency.

The vibrations are usually produced by waves of pressure travelling through the air. These we call sound waves. Sound waves are conducted by solids and liquids too, but for ordinary tape recording purposes we are concerned only with the airborne variety.

One way in which the conduction of sound through solids affects us all is that no man knows the sound of his own voice unless he has recorded it and played it back. When we speak, the vibrations travel through the bones of our skull to our ears. Although the frequency does not change, this conduction through bone causes the quality of our voices to appear different to us than to other people. In fact, Robert Burns might well have written:

*'Wud some power the giftie gie us,  
to hear oorsels as ithers hear us.'*

Sound has three main qualities: pitch, tone and loudness. Let us examine them in turn.

Basically, the pitch of a note is governed by its frequency. High frequencies produce high notes and low frequencies produce low notes. Because the aural quality of a sound depends very much on the circumstances under which it is heard, though, there are times when pitch and frequency can vary independently. However, this need not concern us overmuch at present.

The actual range of frequencies that will produce audible sounds depends very much upon the individual ear. Young people can usually hear a greater range of frequencies than the middle-aged, while some animals, notably dogs and bats, can hear much higher notes than the average human.

A note containing only one frequency would be a very dull and unexciting sound; but we generally encounter 'pure' notes only when they are electronically generated for special purposes.

All normal sounds have a characteristic quality or tone-colour, which usually enables us to deduce the source. For instance, middle-C on a piano, middle-C on a violin and middle-C sung by a soprano are all of the same frequency, yet sound completely different. This is because the sound, in addition to its main or fundamental frequency, contains higher frequencies called harmonics, or more correctly in audio work, overtones. It is the differing proportions of these overtones that give notes of the same fundamental frequencies distinctive tones, though the manner in which a sound starts and finishes—the wave envelope—also plays an important part in tone quality.

True harmonics are direct multiples of the fundamental frequency and are indicated by the number of times it will divide into them. For instance, the first harmonic is the fundamental itself, the second harmonic is twice the fundamental, the third harmonic is three times, and so on. In musical sounds the overtones, though they correspond approximately to the harmonics, are not always direct multiples of the fundamental.

The presence of overtones gives sound engineers a problem which is not always appreciated. Figs. 1 and 2 are photographs of sound frequency alternating voltages taken on an oscilloscope. The two lower traces of fig. 1 are a pure sine wave and its second harmonic. Above these is the waveform produced when the two are combined. In fig. 2 a fundamental and its third harmonic have been treated in the same way. We can see not only the complicated nature of a note containing just two frequencies, but that if a harmonic is changed in any way the composite waveform will be changed too.

Since for faithful reproduction all the overtones of a note must be present in correct proportion, even low notes will not be properly produced unless the equipment handling them responds properly to the higher audio frequencies as well as the fundamentals of the low.

To make a sound more powerful without changing its tone-colour  
*(continued overleaf)*

# Westwoods

exclusive tape  
recorder addicts!

vast range of  
accessories,  
components, etc.

46 george street

oxford 47783

## SLEEP LEARNING AND THERAPY

Two revolutionary new techniques in their respective fields of Academic Learning and Mental Health which have been rendered possible by the invention of the modern tape recorder.

**SLEEP LEARNING.** This is the jet-age technique now being increasingly employed by Students of languages and other academic subjects, by Actors learning their parts in plays and Public Speakers with new data to memorise at short notice.

Whether you are good at ordinary methods of learning and memorising or not, this new technique is capable of greatly increasing and improving results.

**SLEEP LEARNING THERAPY.** This new therapy has now assumed a major role in the advancement of Psychiatry and Mind Development, i.e., in the development of human abilities and certainty. It has the important advantage that it can be practised by anyone in the privacy of his home at only a fraction of the cost of repeated visits to a practitioner.

There are basically two types of tapes available: (a) General Tapes from which everyone can benefit, or (b) Personalised Tapes which can be produced to improve your own individual case.

● Send now for free details of our Sleep Learning Recorder, Time Switch, Pillow Speaker, Cassettes, Induction and Language Tapes, and general information on these vital subjects.

PSYCHOLOGY TAPES LTD.

(Dept. TR), 16 Kings College Road, London, N.W.3. PRImrose 3314  
Premier suppliers of sleep-learning equipment in Britain



LEARN WHILE  
YOU SLEEP!

Languages, studies,  
scripts, etc., by means  
of tape recordings

played at a whisper through under-  
pillow speaker

**SLEEP-O-MATIC UNIT**

including two speed tape recorder complete with microphone, time-switch and under-pillow speaker £27/10/- plus 6/- post (Batteries 5/-). Two models available, one for mains only and one for batteries which can be supplied with a mains power pack at 50/- extra. Both will take our special radio tuner at 42/-. Publications: "Sleep Learning, Its Theory, Application and Technique" and "Mental Power Through Sleep Suggestion". Full details on request.

**RAPID RECORDING SERVICE**

21 BISHOPS CLOSE, LONDON E.17

# Lee Electronics

TAPE RECORDER & HI-FI AUDIO SPECIALISTS

### SPECIAL OFFERS

GRUNDIG MAI.2 transistor tape head amplifiers can also be used to boost output of magnetic pick-ups or microphones. Listed 4½ gns., offered at 57/6 p/paid.

GEVAERT new boxed tape. 5¼" spools, 600ft. with stop and leader tapes 9/- or 6 for 50/-.

SOUNDCRAFT 7" spools, new and boxed, 1200ft. 17/6 each p/paid. 400 Edgware Rd., Paddington 5521

SEND FOR FREE LISTS

## MAGNETIC SOUND RECORDING CONTINUED

we must increase the amplitude of the waveform without changing its fundamental frequency or the frequencies and proportions of the overtones. Since straightforward valve or transistor circuits sometimes amplify different frequencies unequally, or available signals are tonally unbalanced for various technical reasons, high fidelity equipment usually includes compensating circuits.

The final property of sound is loudness, which we measure in phons. This is rather a difficult unit to understand because it is a comparison. Our problem is that we cannot measure loudness in terms of sound pressure or power because notes of the same physical strength but different frequencies do not produce the same sensation of loudness. Consequently we have to select a standard frequency which we can use as a yardstick.

Up to a few years ago the frequency at which most sound equipment was tested was 400 cycles per second (c/s), but today we use a 1,000 c/s note. Its power level is measured in decibels (dB), another difficult unit which was originated because of the peculiar nature of the human ear. (See 1966 *Audio Diary* for a more detailed account of the decibel's various uses.) If we wish to make a sound twice as loud (an increase of approximately 10dB) we have to more than double its power: we have to multiply it by ten. To make it four times as loud we must multiply the power by 100, and to make it 64 times as loud we would need to increase its power a million times, and so on. This is shown in the table, which gives the power ratios to produce ten decibel increases from zero up to 140.

The first column of this table is the level in decibels of a 1,000 c/s pure note, starting when it is barely audible in special test conditions, and going up to the point where it is so loud that the sensation it produces verges on physical pain. These two limits are called the threshold of hearing and the threshold of pain respectively. The second column shows the power ratios corresponding to the decibel scale, and beside this is a third column showing the equivalent changes in audibility or loudness in phons.

Numerically, the third column is the same as the first, but whereas

### SOUND POWER RATIOS

1000 c/s Note in dB	Power Ratio	Loudness in phons
0	1	0 (A)
10	10	10
20	10 <sup>2</sup>	20
30	10 <sup>3</sup>	30
40	10 <sup>4</sup>	40
50	10 <sup>5</sup>	50
60	10 <sup>6</sup>	60
70	10 <sup>7</sup>	70
80	10 <sup>8</sup>	80
90	10 <sup>9</sup>	90
100	10 <sup>10</sup>	100
110	10 <sup>11</sup>	110
120	10 <sup>12</sup>	120
130	10 <sup>13</sup>	130
140	10 <sup>14</sup>	140 (B)

(A) is the threshold of hearing.

(B) is the threshold of pain.

the phon is a measurement of subjective loudness irrespective of what kind of sound we are considering, the decibel gives the loudness of the 1,000 c/s comparison note only.

Any sound that is audibly as loud as a 1,000 c/s note measured in decibels above an agreed standard level used as a threshold reference (pressure of .0002 dynes per square centimetre) has this loudness in phons. For example, if a jet plane passing overhead gives the same sensation of loudness as a 1,000 c/s pure note at a level of 130dB, we say that the plane is producing 130 phons of noise. This kind of sound pressure has to be heard to be believed. So does the language of the people beneath it!

Levels of this sort were never heard from the early acoustic gramophone, of course, but we shall start with a brief look at this device in next month's article, which will deal with the basics of sound recording.



**B**BATTERY portables helped to bridge the fearful gap between painter and public during the John Moores Exhibition at Liverpool's Walker Art Gallery a while ago. Visitors could hire a machine and stroll around wearing headphones through which a taped commentary explained the offerings—and, I'm told, certain offerings really required some explanation. This was announced as the first use of this facility at a temporary exhibition in England.

One wit wrote to the morning newspaper suggesting a natural development: hiring the machine plus microphone and blank tape, to record one's opinions of the artists. For certain limited applications, such as an audible Visitors' Book has great possibilities; meanwhile, judging by some vitriolic views on modern art which enlivened the local letter columns for weeks, a small fortune may await the producer who markets an asbestos recording-tape. Anyway, it all helped, I suppose, to advertise tape's potential.

Which reminds me . . . some advertisements amuse me. Here's a neat machine making unsupervised but obviously superb recordings, amid gyrating youngsters full of the joys of Spring, tra-la, while trumpets tootle, bongoes rattle, guitars chime richly and revellers shriek with glee.

I've seen these parties. Someone knocks the machine from the table; it lands with a grand metallic crash and a tinkle of valves.

## PERSONAL BIAS MOBIUS MADNESS

BY JOHN ASHCROFT

The spools turn on, spilling tape that's hooked and snapped by jiving ankles; great hairy feet stamp and tramp obliviously across the deck, and stiletto heels, in the throes of some teenage tribal initiation dance, merrily perforate the smouldering wreckage.

And here's a laddy darting forward nimbly, featherlight machine swinging alongside, offering his mike to a snarling car to catch a passing comment from Jim Clarke. Makes you positively envious . . . until you try the idea yourself.

The recorder's weight unbalances you, a foot skids, and you plunge face-down in the dirt. The swinging machine produces a siren of woe. Blasts from the car buffet the last shreds of fidelity from the tape; amid whuffing gobbles of wind-noise comes the viciously overmodulated engine-snarl like six dozen potato sacks being ripped in half with your head inside each one. And while the redoubtable Jim dwindles into a gnat-whining dark dot exemplifying the Doppler effect, you're left sprawling with a mouthful of hot cinders, a lungful of fumes, a suddenly denuded scalp, and unique souvenirs in the form of a flat mike and a squashed hand both stamped indelibly with the tread and trademark of a tyre.

Or your weeping widow submits part of the tape under the title *Impressionist Recollection of Heinkel Crash, 1944*, wins first prize in the Technical Experiment Class, and is given a holiday tour for two with the lodger.

Speaking of wives, Ebenezer's audio-widow and family were last seen heading for the Pennines; I popped in and found him running a tape at  $\frac{3}{8}$  i/s on an obviously home-built machine. The tape seemed to be a long loop, following a guide system that defied description and made my eyes water as I squinted at it.

"Same customer," he said. "He lost interest in recording TV." "No wonder," I said nastily, remembering last month's unexpurgated epic.

"Tcha! Could have been fixed. Anyway, now he wants unbroken background commercials and music for his supermarket's PA system—using the minimum tape."

I was boggling at the track-selector button, and counting the settings. "This is impossible," I protested. "Eight tracks on standard  $\frac{1}{4}$  in. tape?"

"Eight?" His moustache bristled at me indignantly. "You miss the point. The tape will turn over, won't it? That gives sixteen tracks for eight heads."

Helplessly I stared at the crawling tape. Then I blinked and looked again. Either I was in dire need of Ebenezer's normal services (he's an optician, tape being his hobby) or this tape was actually dull on both sides.

"Ha!" he cried. "Glad you spotted that. Rather proud of it. Standard play, to minimise print-through; glued two lengths back-to-back. Diabolical job I had aligning them; still, genius triumphed."

"Look out," I said. "It's got tangled here—hey!"

A scrawny arm knocked aside my reaching hand. "Don't straighten it," he said urgently. "Can you do the Mobius Twist?"

"Eh? Doubt it, though I was Southport's Charleston Champion in 1927, and—"

"Tcha. Tcha!"

"No—even that's too hectic," I confessed, regretting my debauched youth.

"Arrrrgh," he said, in tones of reeking evil. "Get a tape. Loop it, but turn one end over first. You get the endless, single-sided Mobius strip. Topology, you twit. Make the tape usable both sides. What have you got?"



"Crossed eyes and a fat commission for *Ebenezer Optics Limited*," I suggested.

"No. You've got literally endless replay through both sides!"

Sanity began crumbling as I visualised a thirty-two track endless loop. Then the customer came in. Ebenezer deftly puffed the dottle from the deck, pocketed his pestiferous pipe, and greeted him with heart-warming enthusiasm.

"Listen, sir!" He spun the volume knob. A rasping voice went into distorted ecstasies over *Krakatoa, the Ultimate Breakfast Kornflake*, and was followed by distant music whose quality made me flinch.

"Endless loop, 16 tracks each way at  $\frac{3}{8}$  i/s, with automatic head-switching," explained Ebenezer. "Two inch by threequarters elliptical speaker; signal-to-noise ratio fully 16 dB; wow and flutter 12.73462 per cent, peak-to-peak; frequency response substantially flat from 500 right up to 650 cycles, with . . ."

Helplessly the non-technical customer asked me for a candid opinion. With my normal blend of loyalty and absolute honesty I confessed that never in all my life had I encountered a comparable specification.

The customer looked happier; then he frowned, said: "Here, the tape's all twisted," and reached out and flipped it over with a plump forefinger. Next thing, he and Ebenezer were screeching like close-harmony steam-whistles, and I was rooted to the spot with quaking horror. The customer's finger had vanished; its stub was a curious burr. He uttered plaintive noises and tugged backwards. His finger popped from nowhere; the released tape twanged and spun. The machine shimmered spookily—I saw the bench through it—and then bent itself out of rational perspective and quietly slid off round an invisible corner.

Silently the three of us studied an empty bench where an oddly forlorn mains lead curved abruptly into nothingness.

At last the customer spoke. In tones that dripped acid accusation, he said: "It won't work, McPhee. There's *nothing* up with my eyesight; I'm *not* buying those Japanese transistorised contact lenses." Then he burst into tears and fled.

Ebenezer began dancing like spit on a stove-lid and muttering about Klein Bottles, tesseracts, and the warping of three-dimensional thingummies into a mystic multi-dimensional continuum. I was

(continued on page 170)



**I**N the fight against friction, dust, heat and pressure are the enemies. Our best weapons against them are scrupulous cleanliness, temperature control and lubricants.

That does not mean that we keep our precious tape recorders and gramophone decks in glass cases fitted with extractor fans, occasionally sloshing around with an oilcan. With lubrication—as with much else in life—a little at the right time, in the right place, is infinitely more effective.

Friction is a force that resists movement. Weight, or increased pressure, causes greater friction. It can also *overcome* the friction and stimulate movement, but in doing so will cause premature wear of the moving parts—a factor that is too often forgotten when adjusting driving pressures of tape and gramophone deck mechanisms. Friction generates heat, which can be useful if you are rubbing dry twigs together to start a campfire, but is a positive drawback when you are operating a machine already well endowed with glowing valves and over-run resistors: the outcome again is more wear.

The answer is to impose a film with little friction between the moving parts, so that they do not rub against each other. Part of the answer also, of course, is to polish the moving parts to obtain an even surface; but however smooth the parts may appear to the naked eye, a magnified photograph would show the surfaces to be as pitted as a Moon landing base. As any handyman who has dabbled with a bit of metal fitting will know, polishing two surfaces and using no lubricant makes them appear to grip all the harder, after a certain stage.

When we are considering electrical contacts, such as switch wipers, variable controls and even earthing springs, the problem is even greater. Bad contacts cause higher resistance (electrical resistance in this case as well as mechanical). This impedes the flow of current and tends to set up a higher voltage than is desirable between the contacts, especially at the moment of making or breaking. The result is arcing, and the next consequence is pitting of the contact surface, yet more resistance, more arcing; and so the vicious circle goes on until we have to call in the Fire Brigade to make good the results of our neglect.

All very elementary, you say. So we apply a drop of oil!

Like many simple solutions, this one has more to it than at first appears. The research and development budgets of the companies that deal in lubricants give painful evidence of this. Lubrication is nowadays a very sophisticated business. There are oils, greases,

# LUBRICATION

## MAINTAINING MECHANICAL AND ELECTRONIC COMPONENTS



solvents and some solids, for all manner of purposes, from the unmentionable to the unbelievable.


Luckily, we are not concerned with getting a diesel engine working in the middle of an iceberg, nor jockeying up a centrifuge at the temperature of space re-entry. Despite this, we need to know which of a wide range of lubricants is suitable for our machine, how much to apply, and how often. In preparing this article, I have drawn freely upon information provided by those directly concerned with the subject and would like to acknowledge the help of the *Moly Slip* people, *Lloyd's Industries (Automotive) Ltd.*, Mr. Kingsbury of *Electrolube Ltd.*, Richard Arbib of *Multicore Solders Ltd.*, Alfred Rose of the *DTV Group*, and *Filmagic Products Ltd.* And to confound those readers who are always complaining that they get no help from manufacturers, I am grateful for advice from Mr. Paul Spring, Technical Director of *Grundig*, the *Philips* boffins at *Amalgamated Electrical Services Ltd.*, and the Technical Service Department of *The Ferrograph Company Ltd.* I am also indebted to colleagues for certain comments—but nevertheless shall go on writing!

Oil and grease are the obvious lubricants. But these have frictional properties of their own. Using a heavy grease where a light oil is intended, as at a motor bearing of a tape or gramophone deck, will soon demonstrate this. Coating slide-lever surfaces with petroleum jelly will also prove the point as they begin to bind. There is a further, electrical, reason for using the correct lubricant at certain mechanical pivots and slides, as we shall note later.

Moving parts will generate a certain amount of heat however good

the lubrication. They will often be in positions of fairly high ambient temperature, anyway. This heat, and the pressures involved, tends to squeeze the oil into the valleys of the surface—if we regard the surface microscopically, we shall see that the 'high points' would be left literally high and dry, and excessive friction would occur unless a type of oil or grease was used that tended to grip the surface when applied. Under normal gravitational forces, and under the centrifugal force of a rotating part, the lubricant will tend to spin off or run away from the part where it is most needed. Take the example of your car: the greatest wear to the engine is caused during the first few minutes of running, before the oil pressure has built up and the moving parts are adequately protected; especially if you have left the choke out and flooded away what little oil has arrived with a surfeit of petrol! Your car, not mine, for I never neglect my upper-cylinder lubricants.

This problem, of retaining oil where it will do the most good, is partly solved by the use of sintered bearings. Sintering is a process of forcing oil, under great pressure, into the porous metal of the bearing during manufacture. The bearing is then said to be self-oiling, and, in fact, adding oil in a misguided attempt to lubricate such a bearing will cause the new oil to wash away some of the protection of the sintering process. The ultimate result is a bearing that binds more than before servicing was attempted. Which is why the makers of



BY WILLIAM HENRY

tape recorders and gramophone mechanisms warn us not to oil motor and flywheel bearings. They are not implying that their product is everlasting—simply saving us from our own good offices.

The obvious advantage of this magical method is that heat and centrifugal force will not tend to spin or squeeze the oil away. If we now add the wrong kind of oil, such as a cheap vegetable oil type of nameless squeeze-can lubricant, the heat will cause oxidation, and exposure to air and what is politely termed 'foreign matter' results in a mixture that turns to a 'varnish'. Eventually the bearing seizes and the motor complains—often audibly! In the interim we have suffered from wow and flutter and sluggish take-up or starting. The type of household lubricant shown easing the gramophone record size selector pivot in fig. 1 is excellent for its own purpose, but is not intended for the bearings of motors and flywheels.

One or two drops of light oil after about 1,000 hours running is the recommendation from the average manufacturer. As they are not in the 'link-commercial' business, which recommends a certain make of washing powder for a certain washing machine (kidding none but the most moronic) (*And foaming as against non-foaming detergents apart!* Ed.), makers of tape recorders and gramophone mechanisms are understandably cagey about the make of lubricant they recommend. For the type of bearing entry shown in fig. 2, the upper flywheel bearing of a popular tape recorder, a penetrating oil is useful, providing it has the necessary 'clinging' property we have already seen to be needed. For the ball bearing at the lower end (fig. 3), where additional pressure is allied to a different type of enclosure, a slightly heavier




Fig. 7 (far left): Backstage switch-board at Golders Green Hippodrome

Fig. 4 (bottom left): Electrical contact aerosol lubricant

Fig. 3 (immediate left): Lower ball-and-cup bearing after application of non-congealing grease

Fig. 1 (below): Household lubricant applied to pivot point

Fig. 2 (below left): Minimum lubrication with fine oil for capstan mounting. All excess must be wiped away



type of grease would be suitable, but with the same property. In each case, it is essential that the property is not lost with movement and heat. The answer is a lubricant with an oxide inhibitor, and with this clinging property 'built-in'.

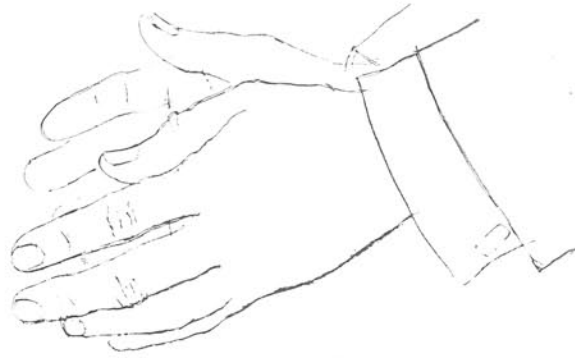
There are several suitable lubricants, and where a particular type is recommended by a manufacturer—such as the reference to *Aeroshell—No. 3* in the Ferrograph Manual, and *Vitrea Oil* in another leading maker's sales literature—it may be best to stick to the recommendation. But for a more up-to-date general-purpose solution, we can follow the lead of the motor manufacturers and look for oils and greases that have the properties we need. The *Molyslip* range illustrates the sophistication of these lubricants.

Molybdenum Disulphide,  $MoS_2$ , is refined from Molybdenite ore; it was not only gold they found in the mountains of Colorado. Its particular chemical feature is that it remains stable at temperatures from  $60^\circ$  below up to  $750^\circ$  Fahrenheit—which is a lot hotter than our machines are likely to get, even after an all-night session. It actually becomes *more effective* under high pressures, will not react to acids, and is a good moisture repellent. The particles, which consist of bonded sulphur and molybdenum atoms, tend to cling to metal, but slide across each other. So between the two moving metal surfaces, the oil in which the  $MoS_2$  is suspended forms a kind of slipping sandwich, giving the type of lubrication we require. Incidentally, the oil used is a form of mineral oil, which again has its advantages for electronic equipment, where vegetable oils would set up an insulating barrier.

(continued on page 169)



**you've  
got to  
hand it to  
them**



hand what to whom? The Grampian DP4 microphone to its users and to Grampian. This outstandingly light-weight mike has achieved world-wide success both with amateurs and professionals in public speaking, recording and broadcasting studios. This medium-priced all-rounder is remarkably reliable and sensitive to a wide range

of sounds—uniform frequency response to all sounds between 50-15,000 c/s. The DP4 complete with connectors and 18 ft. screened lead:—low impedance model £8. 5. 0., medium and high impedance model £9. 5. 0. A complete range of stands, swivel-holders, reflectors and other accessories is available.

Obtainable from all good dealers. For illustrated literature and information, write or telephone:

**GRAMPIAN REPRODUCERS LTD**  
Hanworth Trading Estate, Feltham, Middlesex  
Telephone: FELtham 2657.



# THE RECORDER CO.

*for best machines on advantageous terms*

	Deposit £ s. d.	12 Monthly Payments £ s. d.	Cash Price Gns.
<b>4-TRACK STEREO/MONO</b>			
Sony TC200 ...	18 18 0	4 14 6	72
Akai 44S ...	21 10 6	5 0 10	82
Philips EL3534 ...	24 3 0	6 0 9	92
Tandberg 74 ...	24 8 3	6 2 1	93
Akai ST1 ...	24 13 6	6 3 5	94
Sony TC500 ...	27 11 3	6 17 10	105
Grundig TK46 ...	28 1 9	7 0 6	107
Beocord 2000TM ...	31 4 9	7 16 3	119
Beocord 2000SC ...	32 5 9	8 1 6	123
Akai M8 ...	38 6 6	9 11 8	146
<b>MAINS 2-TRACK</b>			
Fidelity Playmatic 2 ...	7 7 0	1 16 9	28
Grundig TK120 ...	7 15 0	1 18 9	29½
Grundig TK18L ...	10 15 3	2 13 10	41
Tandberg 823 ...	14 3 6	3 10 11	54
Reps R10 Mk. II... ..	15 9 3	3 17 6	59
Tandberg 92 ...	18 2 3	4 10 7	69
Brenell V Series 3 ...	19 8 6	4 17 2	74
Truvox R102 ...	19 19 0	4 19 9	76
Brenell 5/3 Mtr. ...	20 14 9	5 3 9	79
Brenell 5/3 'M' ...	24 8 3	6 2 1	93
Ferrograph 631 ...	24 18 9	6 4 9	95
Ferrograph 631H ...	26 5 0	6 12 11	100
Revox 736 ...	32 11 0	8 2 9	124
<b>STEREO TAPE UNITS</b>			
Beocord 1500 Teak ...	23 7 3	5 16 10	89
Truvox PD 104 ...	23 7 3	5 16 10	89
Ferrograph 632 2-T ...	33 1 6	8 5 5	126
Ferrograph 634 ...	34 12 6	8 13 4	132

Open Saturday 6 p.m.—Friday 6.30 p.m.  
H.P. also over 18 and 24 months

If unable to call, write for free brochure, or send deposit now for quick delivery.

**FREE DELIVERY  
PART EXCHANGE**

	Deposit £ s. d.	12 Monthly Payments £ s. d.	Cash Price Gns.
<b>MAINS 4-TRACK</b>			
Fidelity Playmatic 4 ...	8 2 9	2 0 9	31
Ferguson 3212 ...	8 13 3	2 3 4	33
Philips EL3558 Teak ...	11 0 6	2 15 2	42
Grundig TK17L ...	11 5 9	2 16 6	43
Ferguson 3214 ...	11 11 0	2 17 9	44
Grundig TK400 ...	12 6 9	3 1 9	47
Grundig TK23L ...	12 17 3	3 4 4	49
Tandberg 843 ...	15 9 9	3 17 6	59
Wyndor Vanguard ...	15 9 9	3 17 6	59
Philips EL3556 Teak ...	16 5 6	4 1 5	62
Reps R10 Mk. II... ..	18 2 3	4 10 7	69
Truvox R104 ...	20 14 9	5 3 9	79
Grundig TK40 ...	22 16 9	5 14 3	87

**4-TRACK BATTERY OPERATED  
TELEFUNKEN "301"**  
Playing time 6 hours at 3½ i.p.s. using 5" Triple Play Tape. Microphone included.  
**54 GNS. Deposit £14.3.6 and 12 pmts. £3.10.11**  
Accessories available: Mains Unit with Rechargeable Battery £15.15.0. Carrying Case £7.16.6.

	Deposit £ s. d.	12 Monthly Payments £ s. d.	Cash Price Gns.
<b>BATTERY</b>			
Philips "Pocket" ...	6 16 6	1 14 2	26
Philips EL3586 ...	6 16 6	1 14 2	26
Optacord 408 Bat./Mns. ...	10 4 9	2 11 3	39
Telefunken 300 2-Track ...	12 17 3	3 4 4	49
Telefunken 301 4-Track ...	14 3 6	3 10 11	54
Fiord 202A ...	17 6 6	4 6 8	66
Grundig TK6 Bat./Mns. ...	18 2 3	4 10 7	69
Uher 4000L Report ...	27 0 9	6 15 3	103
Akai X4 Stereo 4-T ...	34 7 9	8 12 0	131

## Special Offers!

**AKAI 44S**  
4 TRACK STEREO/MONO  
★ 3 Speeds 7½, 3½ & 1½ i.p.s.  
★ 2 VU Meters  
★ Self Contained Speaker  
★ 7" Tape Capacity  
★ Auto Stop and Complete Shut-off  
★ Exclusive precision micro gap head for high fidelity reproduction  
★ 6 Watts Stereo Output  
★ Designed for Horizontal or Vertical use  
★ Power Supply 100-240v A.C. 50/60 cycles

These are latest models, new and unused except for demonstration purposes.  
Supplied complete with 2 dynamic microphones, demonstration tape, recording leads, full instructions and makers 12 months guarantee.

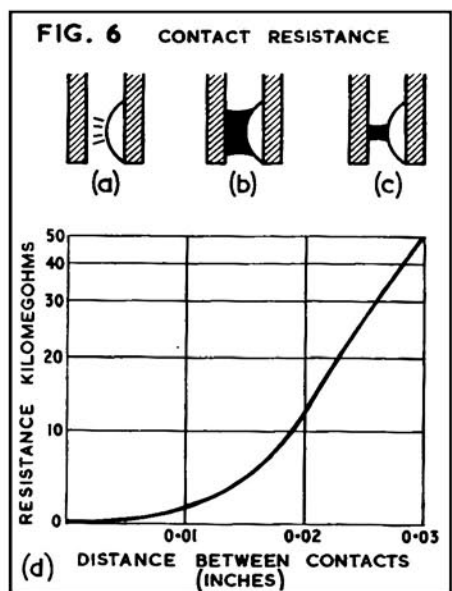
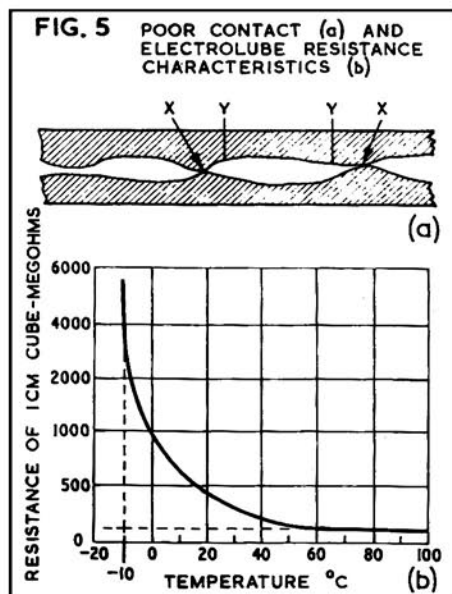
List Price **107gns.**  
Our Price **75gns.**  
Deposit £19.15.0d. 12 Monthly Instalments **£5.5.9d.**  
Carriage and Insurance 17/6.

**AKAI ST/I**  
4-TRACK STEREO/MONO  
★ 2 Speeds 7½ and 3½ i.p.s.  
★ Auto Stop and Complete Shut-off  
★ Horizontal or Vertical Use  
★ 7" Tape Capacity  
★ Easy Sound-on-Sound Recording  
★ 2 VU Meters  
★ 2 Speakers 5" x 7" Built in  
★ 6 Watts Stereo Output  
★ Transistorized Pre-Amplifier Stage  
★ 4 Pole Hysteresis Synchronous Motor

These are latest models, new and unused except for demonstration purposes.  
Supplied complete with 2 Dynamic Microphones, Demonstration Tape, Recording Leads, full instructions and makers 12 months guarantee.

Original List Price **123gns.**  
Our Price **85 gns.**  
Deposit £22.6.3d. and 12 Monthly Instalments **£6.0.0d.**  
Carriage and Insurance 17/6.

(DEPT. R) 188 WEST END LANE,  
WEST HAMPSTEAD, LONDON, N.W.6  
Telephone: SW1 4977



We have known strange grating noises to have been picked up by sensitive heads, amplified and reproduced, simply because metal parts had the wrong lubricant and tiny eddy-currents were set up. Hence the wide use of graphite grease by some makers, which solves a number of problems but is not always a solution where it is necessary to ensure the lubricant retains its viscosity through wide ranges of temperature and pressure. The Moly slip process solves this, and gives the moving parts a kind of 'slippery plating'—there is no better term.

Although we can cadge a smear of grease from the garage now and then—there is usually enough left on the steering wheel and upholstery after my lads have done a monthly service—it is better to lay in our own small stock of lubricants. For more than one reason: tape and gram-decks have a number of rubber and neoprene parts. Getting lubricants on these can be a disastrous hobby. At the least it leads to a loss of drive power and an increase of the wow and flutter we are trying to circumvent. The lubricants are made up in small dispensers, with spouts, nozzles and even aerosols for the purpose of applying the right amount in the right place. A five-ounce tin of the penetrating oil costs only 2s., and the M.P. grease can be supplied in a three-ounce tube for 3s. 3d.

In addition, a penetrating oil with releasing fluid, also at 2s. for a five-ounce tin, is available for those odd cases where parts have seized up, and, to prevent this sort of thing happening, an anti-seize compound with copper and lead base, called *Copaslip*, can be applied

when re-assembling. Costing 4s. 6d. for the three-ounce tube, this is invaluable for those tight screws in places where they may need quick future removal.

If this reads like an advertisement, please forgive the author, who is only recommending from personal experience. There are a number of other lubricants with similar properties, but few that combine the advantages of constant viscosity, oxide inhibition, low electrical resistance, and ease of application from handy-sized containers.

To sum up a few of the foregoing points: motor, flywheel and other sintered bearings require infrequent oiling, and then only with one or two drops of the light oil. Idler bearings, whether steel or phosphor-bronze, may need a touch more often with a slightly heavier oil, or a light grease. If the bearing can be dismantled for lubrication, grease may be advisable, but if pads or washers are fitted, use oil and let it penetrate to where it is needed. Sliding levers need a non-hardening and non-insulating grease, lightly applied. Remember that many of these parts may be exposed to dust, and in these cases over-lubrication can cause a pretty pudding of frictional mud. Pivot points need only a single drop of light oil, as in fig. 1, remembering that if this tends to run it can reach parts that do not need it, such as rubber drive belt and wheel surfaces. Where oil has reached these unwanted places, wipe with a damp cloth, finish with a dry cloth and apply French Chalk. Do not use petrol or similar solvents, which may attack rubber or plastic.

One solvent specially developed for use on electronic apparatus, by *Multicore Solders Ltd.*, is *Bib Instrument Cleaner*, which is available in a handy dispenser. Its astatic properties also ensure that surfaces do not attract dust, and it is quite suitable for cleaning tape heads, guides, pinch-wheels, etc. This astatic property has been amply discussed in this magazine and *Hi-Fi News*, with special reference to Cecil Watts's protective devices for gramophone records. Their efficacy can be proved by the simple expedient of rubbing a fountain pen on your sleeve, then attracting small pieces of paper. After treatment with the solvent, this static attraction is completely absent.

*Electronic Chemicals* market a similar product in an aerosol tin, suitable for plastic radio and television cabinets, plastic and glass guards, tubes, etc. *Spray-clean*, by *Spectra Chemicals Ltd.*, removes dirt, grease and atmospheric pollution from most materials, is not harmful to metals or plastics, and leaves no deposit.

The *Filmagic* cleaning accessories distributed by Concordia Ltd., were reviewed in *January Tape Recorder*. They comprise a cleaning solvent, specially developed for tape heads, and a lubricant which can eradicate a lot of those squeaks and flutters that readers sometimes experience, especially with very fine thickness tapes. Rather expensive, at 17s. 6d. plus 1s. 6d. postage for the kit, or 25s. with self-dispensing pylon; but for the enthusiast, money well spent.

The business of lubricating tapes to prevent squealing can be solved by fitting polytetrafluorethylene guide pillars, or by coating friction points in PTFE for an ultra-smooth surface; but this seems, to one observer at least, to be tackling the problem from the wrong end.

Perhaps the best known electrical lubricant is *Electrolube*, which combines the properties of cleaning solvents, such as the original types of *Servisol*, intended to clean electrical contacts, with the protecting and lubricating properties somewhat similar to those oils we have been discussing. Lately, this product has been developed into several specialised lines, but the principal advantages that we require for our type of apparatus are combined in the *2A-X* aerosol. With its novel protecting cap and nozzle device, this handy pack, shown in fig. 4, is a highly efficient mechanical lubricant which also has low electrical resistance and is completely compatible with plastics, and natural and synthetic rubbers.

This matter of low resistance contacts, already touched upon above, is extremely important. We know that even the smoothest surface is actually a microscopic assault-course, and a cross-section of two adjacent parts of switch contact might appear when magnified rather like fig. 5a. Actual electrical contact is only made at points X-X, through which points, at first, the whole current flows, causing arcing and a rise in contact temperature. Low areas Y-Y, caused by previous pitting, do not make contact. Adding an ordinary lubricant to the contact only aggravates the problem. It might fill the spaces between the contact surfaces, enabling them to slide more easily on each other, but does not improve electrical matters. Indeed, if the oil is an insulant, or has high resistance, matters will become worse and soon the heat rise will burn out the contacts completely. We can leave vegetable oil to the back axles of imported cars.

(continued overleaf)

Special properties of the lubricants developed for electrical contacts include a high negative temperature coefficient, and a low specific resistance. In plain language, this means that as the heat at the point of contact rises, so the efficiency of the lubricant as a conductor also rises. The resistance drops and current flows more easily. In fact, as shown in fig. 5b, Electrolube has a specific resistance of  $0.4 \times 10^3 \text{M/cm}^2$  at room temperature, against the considerably higher  $10^6 \text{M/cm}^2$  of an ordinary lubricant. Moreover, its negative temperature co-efficient enables it to balance out differences, as in the region Y-Y, where a pitted contact may have caused a larger gap, and less current. Heat flow pulls the resistance down and evens out the overall current distribution. It is claimed that Electrolube can lower voltage drop across contacts by a factor of as much as 10 to 1, and increase the effective gain of a low-signal circuit such as TV aerial switching, by as much as 3dB. Again, if this reads like an advert, I can only state that my toolbox is never without the small (18s.) snorkel bottle of green No. 1, and I usually have the pen-size red No. 1 (10s.) in my dustcoat pocket. Now I shall have to modify the toolbox to take the rather larger 2A-X tin—it's a hard life!

Other similar lubricants are marketed, such as *Chemtronics Tune-O-Lube*, and all have the special property useful for tape recorder mechanisms that use relays. As can be seen from fig. 6, dry contacts arc at 'make' and 'break' positions. The lubricant 'coats' the contact surfaces and as they move from (or toward) each other, the effective low-resistance area of contact increases, inhibiting the arc, reducing the high inductive pulse due to sudden current drop, and incidentally cutting down radiated interference. As can be seen from b and c in fig. 6, as the contact pulls away, the contacting film pulls away and grows thinner. In effect, the resistance of this 'pillar' of lubricant rises as the contacts draw farther apart and current falls gradually, so the inductive voltage rise is smaller and when the break finally occurs there is much reduced tendency to arc.

Again, it is necessary to remember that a little applied at the right time and in the right place is the secret of success. The title photo shows that even the humble tumbler switch benefits. In fact, this was the 'home-made' switchboard backstage at the Golders Green Hippodrome, North London. Without contact lubricant, the arcing had caused embarrassing breakdowns from time-to-time; when contacts of switches had failed, excessive resistance prevented lighting relays from being energised, and probably the Demon King had popped up to the splutter of fuses. The use of contact lubricant eased matters considerably, we are told. Probably a modern lighting console would help matters still more, but that's another story.

---

#### TAPE RECORDER SERVICE CONTINUED

---

treble and best distortion factor. They will often be quite close together—particularly if the value of by-passing capacitor is fairly large.

At this stage, you may note that the magic-eye seems to be misbehaving, indicating an overload where the ear tells us this is not happening. In this case, although some authorities advocate alteration to the series resistor if the magic-eye is tapped from the same network, I would always tackle the problem from the other end, reducing the amount of signal fed to the magic-eye by inserting additional resistance into the take-off line. In any case, another subject arises: replacing the older types of magic-eye with later, more efficient and perhaps more attractive types. An EM87 in place of the EM81 or 84 for example. But this is something that will have to be dealt with at another time.

As for the equalising circuits, again we must make the alterations experimentally. A test-tape or recorded steady tone may be best for the initial test, and much depends on the type of equalising circuit in use. Where a change is needed both to the treble-boost frequency and the overall amount of treble boost, even more care is needed. The frequency can be increased by reducing the tuning capacitors, while the amount of boost is altered by adjustment to the parallel resistors used to damp the tuned circuit. An increase in resistance increases the boost, i.e., reduces the treble feedback.

Remember that any changes made will also be dependent on tape

speed, and more minor alterations may be needed to the components switched in at the various speeds to compensate for the improved efficiency of the new heads. In general, the above notes should have made clear just what those changes should be, and where component values should be increased or decreased, and it is hoped that this rather unwieldy digression has been of some help to what our dear Editor describes as 'the owner-driver'.

All of which has taken us far away from our muttons. The accompanying circuit is largely self-explanatory, however. A low-noise input stage common to both record and playback, feeds a two-stage amplifier. Equalisation is over the first stage of this double-triode, and some pre-emphasis is afforded by a network across the grid of V2a during record. A 10-100pF trimmer allows adjustment of feedback for equalising purposes, and speed changing is self-evident. Signal is taken off at the anode of V2b and fed to the pentode output stage, which doubles as oscillator during Record. Bias feed, however, is via a 500K variable resistor and should in this case be set so that the recorded signal gives maximum replay. It is near the EL84, inside the angled screen on the obverse of the bias panel. On the same panel will be found the bias trimmer, while the equalisation trimmer is near the long tag-strip of the main amplifier panel.

Note the plug and socket connections between panels, as shown in the diagram. These can give a bit of trouble, especially where HT tracking may have taken place due to humid conditions if the machine has been in disuse for any length of time. Another sufferer in this respect is often the audio output transformer. Not particularly highly rated, this part will break down if overworked and could well be replaced by a better version.

The metal rectifier, again, is a common cause of trouble. There are several alternative types of contact-cooled bridge rectifiers that can be used in its place—but always check whether the prime cause was an HT failure. Signs of the 1K smoothing resistor overheating are an obvious guide. There are a number of electrolytic capacitors used in this well-smoothed circuit, and again, disuse is the enemy.

---

#### PERSONAL BIAS CONTINUED

---

just overtaking the customer, eighty-seven yards up the High Street, when a distant penetrating screech of triumph brought me sheepishly back. The machine had returned. But it looked worn and dusty; you know, not damaged, but somehow obviously well used.

And the tape had new contents—mostly a metallic whistly voice chanting in some ungodly language, with here and there an interlude of excruciating caterwauls.

"It's a message," whispered Ebenezer. "And those other bits are music."

Music? I tried to smooth down my hair, but it pushed my hand upwards.

The entire tape was full. "A temporal discrepancy," gloated Ebenezer. "So that's why the machine aged; it was gone for weeks, relatively." He plugged in the microphone, jabbered some greetings, and twisted the tape about. Again the machine vanished. "You get used to it," said Ebenezer. I felt glad.

Within minutes the machine returned, more worn, with new contents. I grew excited. "Let's communicate," I urged; "try counting, mathematics—"

With immense dignity Ebenezer disconnected the machine and closed its lid. Sternly he demanded: "Do you realise what this might lead to?"

I thought he was worried in case he let loose on the Earth a festering horde of bug-eyed monsters from an alien dimension. I should have known him better.

"Think of the electricity bill," he snapped. "Remember the machine's gone for weeks, relatively, eating *my* juice all the time. And this ageing effect—within another half dozen trips the whole machine will crumble into dust."

Wistfully I said: "What are you going to do, then?"

Eyes glinting under white thickets of brow, Ebenezer began thumbing through his address book. "Saw it last week in a magazine," he muttered, "and jotted it down. Ah—here. Bloke wants really unusual tapespondents. "Will spond with anyone, anywhere, must be off-trail," he said. Sounds well off, too. I think I can do a deal . . ."

So, if a fellow named McPhee replies to your advertisement, I think it's only fair to warn you . . .



Supersound four-speed record-player. The unit incorporates mixing facilities and costs £19 19s.

## SOUND AND CINE / the sad sound of music

BY ANTHONY WIGENS

TO the ambitious film-maker, the radio and television set are a constant source of frustration. Time and again he hears music which admirably suits the theme of films latent in his mind, or actually in production. I buy the occasional record myself, driven to the act because the music cries out for a visual image to accompany it—but I know I will never make the film because of the risk attached to it.

No matter how personal the film, how private the theme, the thought lingers that one day you might want to show the film in public. And the licence for a public performance of the music could cost a packet.

At one time, the risk was worth taking, or seemed so. People had been used to silent 8mm. for so long that the problem only concerned advanced workers. And 8mm. only rarely achieved the distinction of a public performance, a freak which had slipped through the competition net designed to catch 16mm. amateur works of merit.

All that has changed. 8mm. has its own competitions (8mm. *Movie Maker's* 'Top Eight' contest, notably), and with the advent of *Super 8* the technical feasibility of large screen projection of 8mm. or blow-ups from 8mm. is increased.

It is for this reason that keen film-makers desert their cameras in the winter to practise with guitars or mouth-organs. The copyright of your own music is your own . . .

You can buy sound track music which is ready-licensed for performance. There is a new LP available through photographic dealers, called *Custom Music for 8mm.* (price £2 9s. 6d. for 40 minutes of mood music and sound effects) which is stated to be for use at private performances only. However, the distributors have said that provided the hall used is covered by the appropriate Performing Rights Society licence, there would be no objection to the music being used at a public performance given by an amateur cine club.

The limitations are clear enough though: do-it-yourself music is probably pretty bad, and readily available music is probably pretty corny. So many people will be using it, that even the best tracks will become distressingly familiar.

A further alternative is to go to the Mood Music libraries, run by most of the big sheet-music publishers. You will have to pay for public performances, but the charges are not likely to be so high. Once you start putting a film to professional use, they soar, depending on the likely audience. For a professional 8mm. film limited to invited showings on an exhibition stand, open for a week, I had to pay £1 17s. 6d.

Most film-makers negotiate for their music and licences through the *Institute of Amateur Cinematographers* (administrative secretary Miss P. D. Johnson), 8 West Street, Epsom, Surrey. The IAC has come to an agreement with music publishers to provide music at reduced dubbing fees. A sample fee for one 10in. disc might be 12s. 6d. for an amateur convened show, with the cost of the disc extra.

Most mood records are 78 r.p.m. to make it easier to pick up the

sound track in exactly the correct groove. There are a number of devices made for track selection, but it is possible to lay a cardboard strip on the record, with a hole punched in one end to allow it to travel smoothly with the stylus while anchored to the spindle. On this you mark the entry point for the stylus, lowering it close to the disc until the card catches on it, then moving the pickup along the card to the marked point for final connection with the groove.

For complex tracks, a twin turntable unit is ideal. Some permit interchangeable use of the pickup arms so that you can have both running on the one record simultaneously, fading out one track as you fade in another on the same side. The unit illustrated is designed so that the centre pickup can be used on either turntable, and has mixer controls incorporated.

Mood Music catalogues are available from *EMI Special Recording Department, Abbey Road, London, N.W.8*; *Francis, Day & Hunter Ltd., 16 Soho Square, London, W.C.2*; *Chappell & Co. Ltd., 50 New Bond Street, London, W.1*; or *Boosey & Hawkes Ltd., 295 Regent Street, London, W.1*.

**ODO**

**CUSTOM MUSIC FOR**  
A BACKGROUND OF MUSIC AND SOUNDS TO  
BUILD THE RIGHT ATMOSPHERE FOR YOUR  
FILM OR SLIDE SHOW

**8 MM**

**ALBUM CONTENTS:**  
32 tracks consisting of moods, themes and special sound effects.  
2 Film Openings: Ceremonial, Soft and Mellow, Drama and Mystery.  
3 Film Closings: Grand Finale, Movie Type Finals, Sweet and Gentle.  
14 Themes: Happy and Exhilarating, Holidays in the Sun, Gay and Lighthearted Occasions, Travelling and Locomotion, Birthday Party, Pomp and Pageantry, The Fairground, Circus and Masquerade, Sentimental Mood, Relaxation and Playtime, "Here Comes the Bride", Wedding Voluntary, Wedding March, Wedding Bells.

Also the following realistic sound effects: Train, Baby Crying, Crowd Scenes, Traffic, Dog Barking, Thunderstorm and Rain, Ships and Seaside Effects, Applause.

ALBUM No. 1 HI-FIDELITY - MONO

**ODO**

# battery powered tape recorders

LAST month we investigated a simple voltage-regulated mains-derived power supply suitable for operating battery-powered tape recorders. Circuits were given in figs. 1 and 3. Details were given of the type of mains transformer and zener diode, and it was shown how to calculate the series resistor in the zener diode circuit. However, nothing was said about the bridge rectifier and electrolytic capacitors.

So far as the rectifier is concerned, suitable bridge assemblies are available to the constructor from most firms specialising in radio and electronic components. It is also possible to employ four separate semi-conductor diodes which can be connected together to form a bridge circuit. The diodes must be of the same type, of course, and they must have ratings within the required voltage and current demands of the recorder.

Small silicon diodes are highly suitable for this purpose, and devices capable of delivering half an ampere at relatively high voltages have a diameter of less than  $\frac{1}{8}$  in. and length of about  $\frac{1}{4}$  in. A typical example is the REC50A marketed by Radiospares. This can deliver 0.5A at 125V. Other suitable devices are Mullard OA210 power diodes and International Rectifier 5E4's.

Generally speaking, the higher the value of the electrolytics, the better the smoothing of the supply. Normally, however, values in the order of 100 $\mu$ F are suitable; though the value can be increased if mains hum seems troublesome when the recorder is powered from the unit. The low impedance of the zener circuit assists with the smoothing action under some conditions.

Now, some recorders require two supplies, one for the amplifier and the other for the motor. The circuit in fig. 1 shows how this can be achieved. Here are two positive supplies, +1 and +2, relative to supply negative. The drive motor may need, say, +6V and the amplifier +9V. Alternatively, the machine may need two negative supplies relative to a common positive line. Some of the Grundig battery-powered models are of this nature.

It is not difficult to obtain these requirements simply by reversing the circuit, as shown in fig. 2. It is extremely important, however, to make sure that supplies of the correct polarity are coupled to the recorder. If the supplies are round the wrong way the transistors in the amplifier will almost certainly fail. Moreover, many electrolytic capacitors are used in the amplifier circuits, and these can also fail due to the presence of a supply at the wrong polarity.

The zener diodes in the circuits must have a zener voltage rating as close as possible to the output voltages required for the recorder. For example, if No. 1 supply is 9V, then a zener (ZD1) of that rating must be used. Similarly, if No. 2 supply is 6V, say for the drive motor, then ZD2 must have a similar rating.

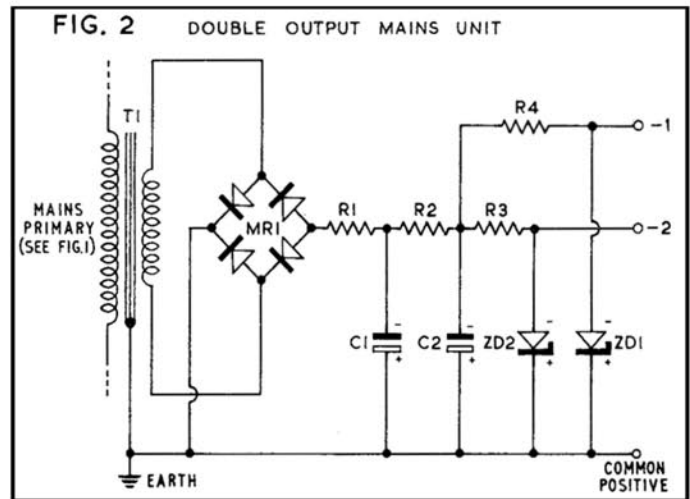
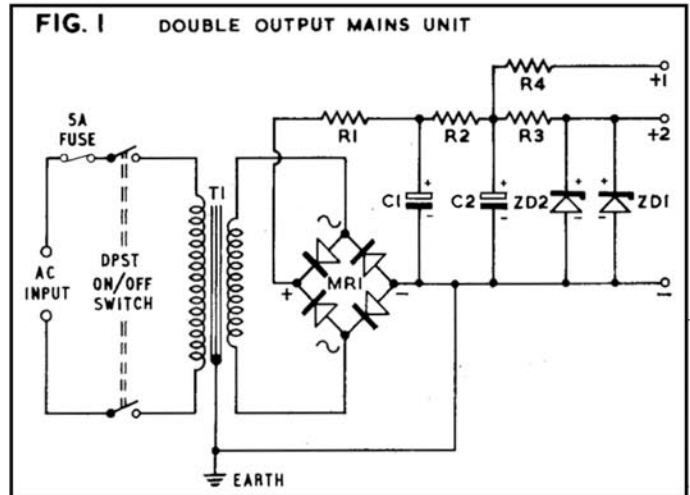
Last month we saw the importance of the maximum power rating of a zener diode, and this applies equally to the zeners used in fig. 1 or 2. The zener supplying the motor current will generally have a larger power rating than that supplying the amplifier, and the power rating can be upgraded by mounting the device on a heat-sink, as explained last month.

Now for some illustrative design details in terms of component requirements. Let us suppose that the DC output from the bridge rectifier, as in last month's circuits is 50V (based on a transformer with a secondary winding delivering about 50V RMS), that the amplifier calls for -9V at 10mA quiescent current and 50mA for full music output, and the drive motor for -6V at 250mA for full load.

Now, when both the amplifier and motor are running at full load, resistors R1 and R2 are carrying 250+50mA plus the zener current of both diodes. Under these conditions, therefore, R4 will be carrying 50mA plus the zener current of ZD1 (assuming that No. 1 output is the 9V for the amplifier) and R3 will be carrying 250mA plus the zener current of ZD2.

The zener diodes must pass more than the maximum load current at minimum load requirements, as explained last month. The minimum load of No. 1 output is 10mA, so under that condition ZD1 must pass more than 50mA. Say, 90mA. Thus, at full load the amplifier will take 50mA and the zener diode will take 50mA. At minimum load the amplifier will take 10mA and the zener diode 90mA.

The minimum load of No. 2 output is zero mA and maximum load 250mA. At minimum load, therefore, ZD2 must pass in excess of 250mA—say, 300mA.



From the foregoing then, we can see that R4 will be carrying a fairly constant 100mA and R3 a fairly constant 300mA, irrespective of load conditions. Thus, R1 and R2 will each carry a fairly constant 100+300mA, or 400mA.

Since the DC voltage from MR1 is 50, we can afford to drop 30V across R1 and R2 together, leaving 20V at the junction of R2, R3 and R4, which is plenty to supply the outputs of 9 and 6V. The more we can drop across R1 and R2, the better the overall smoothing of the circuit.

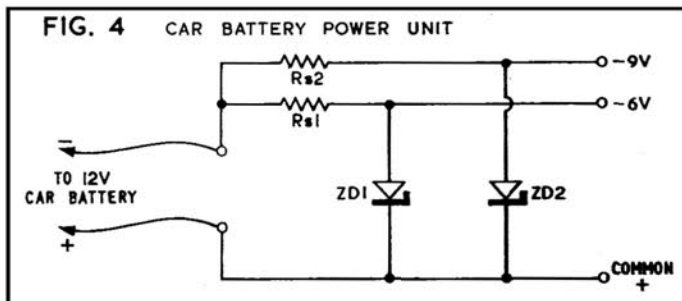
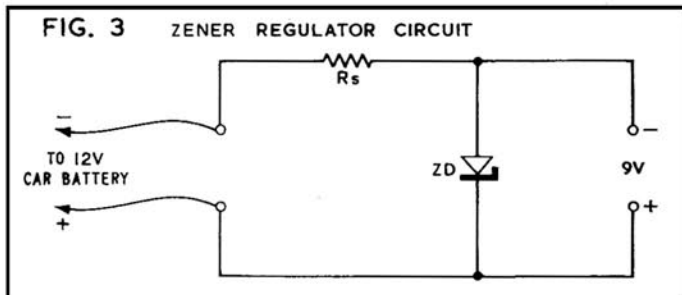
We can now calculate the values for R1 and R2. By Ohm's law  $R1+R2$  is equal to the voltage to be dropped divided by the current in amperes. That is,  $30/0.4$ , which works out to 75 ohms. We could make this up by two resistors, one of 15 ohms and the other 60 ohms. Actually, it is best to make R2 of greater value than R1 for the best smoothing, so R1 could be 15 ohms and R2 60 ohms. When the secondary voltage from the mains transformer is somewhat below 50V, R1 can be deleted.

Now about their wattage rating? Well, the wattage is equal to the current squared times the resistance value. 0.4A squared is 0.16, times 15 gives a little under 2.5W, and times 60 gives a little under 10W. Thus, for an adequate safety margin, R1 could be 5W and R2 15W. A 10W resistor would do for R2, but it would get pretty hot. Such resistors are easily obtainable through dealers and suppliers; Radiospares market them.

Next we must calculate R3 and R4. The current in R3 is 300mA and we require 6V. The supply is 20V as we have already calculated, so R3 must drop 20-6, or 14V. Thus, R3 equals  $14/0.3$ , or a little



## PART SIX—SOME ROUTES TO ECONOMY



under 47 ohms. The wattage rating is 0.3 squared times 47, which works out to 4.4W (0.09 x 47). Thus, a 6 or 10W component would suit.

The current in R4 is 100mA and we require 9V. R4 must, therefore, drop 20-9V, which is 11V. Its value is equal, then, to 11/0.1, which works out to 111 ohms. Its wattage rating is 0.01 x 111, or 1.1W, a 3W component would suit here. Of course, the resistance would be taken to the nearest obtainable value. R3 would probably be made 50 ohms and R4 100 ohms.

The zener diodes must finally be considered. ZD1 must have a nominal zener voltage of 9 or as near as possible to that voltage, while ZD2 needs to be as near as possible to 6V. ZD1 passes a maximum of 90mA (at minimum supply load). This current at 9V gives a wattage rating requirement of 9 x 0.09 (that is the voltage times the current in amperes) That works out to a little under 1W. A suitable device is the Mullard SZ91A, which has a nominal zener of 9.1V and a 1.5W power dissipation at 40°C.

ZD2 passes a maximum of 300mA (when the motor is not running). This current at 6V gives a wattage rating of 6 x 0.3, which works out to 1.8 watts. A zener above that rating, say, 2.5W, would be suitable. Of course, a power zener, such as the Mullard OAZ223, could be used quite well. This has a nominal zener of 6.2V and a rating of 7W at 45°C. The construction of this device was shown in last month's article.

The electrolytics should be at least 100µF and suitable for the voltage across their points of connection. C1 should have a working voltage of 50, and C2 30V at least. However, it is not good policy to

employ electrolytics of a working voltage well above the voltage that they are likely to receive in the circuit, as this could impair the electrolytic action and reduce the capacity of the components.

The foregoing information should be sufficient to enable any enthusiast to construct his own mains power supply for a battery-powered tape recorder. The unit can be made on any substantial chassis of size to cater for the mains transformer and to avoid cramping around the wire-wound power resistors and zener diodes.

The rating of the mains transformer, of course, must be equal to the full current requirements of the unit plus, preferably, a 100% margin. The same applies to the bridge rectifier system which, as already mentioned, can be silicon semiconductor power diodes or even bridge selenium rectifier assemblies. The latter are available from Home Radio Ltd.

So much, then, for a mains power supply; but what about if it is required to run a battery-powered recorder from a 12V car battery. This can often be desirable for certain field and location activities, as is well appreciated by many readers.

The technique is rather the same as running from a mains supply, only the battery is used to deliver the DC voltage instead of the mains transformer and bridge rectifier system. Smoothing is not usually necessary; but interference from the car electrical system will also be examined.

Most car electrical systems operate on a nominal 12V supply, but they may furnish as much as 14-16V under conditions of high charging rate while, conversely, the voltage may be down to about 10-11V when the car engine is not running and the battery is low.

Some enthusiasts feel all that is necessary to run, say, a recorder needing 9V direct from the battery, is a simple resistor in series with the supply to drop it from a nominal 12V to 9V. This is not a very good thing to do, for the load of the recorder is not constant under all conditions, as we have already seen. The load current may be as low as 30mA with the amplifier alone running and as high as 300mA with the motor running. Thus, if the dropping resistor value is calculated on a basis of maximum load current, the voltage across the amplifier would be excessively high with the motor off. Conversely, if the calculation is based on minimum load, the voltage would fall drastically with the motor switched on.

Again, the zener diode solves these problems. Let us suppose that the recorder calls for a single 9V supply and that under minimum load conditions it takes 25mA and under full-load (motors running, etc.) it takes 250mA. Moreover, let us suppose that the input voltage can range from 11 to 16V. The requirement, then, is for a constant 9V output under loads from 25 to 250mA with input voltages from 11 to 16.

Perfect regulation is not possible (simply) under these conditions, but practical regulation can be achieved by the simple circuit shown in fig. 3. This is the basic zener diode regulator circuit that has already been considered.

The zener will have to pass a maximum of about 350mA at minimum load (25mA), so the total current in Rs will be 350+25mA, or 375mA. On full load (250mA) the zener current will be 350-250mA, or 100mA.

Now, to calculate the value for Rs, we will assume the worst state conditions. That is, minimum load current and maximum supply voltage. The difference, then, between the supply voltage and the load voltage is 16-9, or 7V. Thus, using Ohm's law again, Rs equals 7/0.375 (the voltage to be dropped divided by the resistor's current in amperes). This works out to a little under 19 ohms. The power dissipated in the resistor would be the current in amperes through it times the voltage dropped across it; that is, 0.375 x 7, or 2.625W. A 5W wire-wound resistor would serve well here.

The diode would have to have a 9V zener rating and a power rating equal to 0.35 x 9W, which works out to a little over 3W. Again, the Mullard 7W device would be suitable: that, with a nominal zener of 9.1V, is type OAZ227. This should be heat-sink mounted.

Fig. 4 shows an arrangement to provide two outputs, one for the motor, say, and the other for the amplifier. In this case, it is best to use two completely independent regulator circuits, the calculations being made separately for each along the lines already discussed fully in this article.

Next month we shall look at motor interference troubles and continue with information on simple battery charging circuits.

# FRANCIS OF STREATHAM

## MAINS TAPE RECORDERS

*Akai 44S	82 gns.
Akai M.8 Stereo	146 gns.
Akai ST.1 Stereo	105 gns.
Akai 355 Stereo	250 gns.
*Beocord 2000	119 gns.
*Beocord 1500	89 gns.
*Brenell STB2	£150
*Brenell Mk. 5/M Series III	93 gns.
*Brenell Mk. 5 Series III	74 gns.
Cossor 1607 Stereo 4 Tr.	57 gns.
Elizabethan Auto	26 gns.
Elizabethan LZ34	34 gns.
Elizabethan LZ32	32 gns.
Elizabethan 511 4 Tr. St.	39 gns.
Elizabethan LZ102	49 gns.
*Ferrograph 631	95 gns.
*Ferrograph 632 Stereo	126 gns.
Fidelity Major	35 gns.
Fidelity Playmaster 2 Tr.	21 gns.
Fidelity Playmatic	28 gns.
Grundig TK200 2 sp 4 Tr.	47 gns.
Grundig TK17L	43 gns.
Grundig TK14L	37 gns.
Grundig TK18L	41 gns.
Grundig 23L Auto	49 gns.
Grundig TK40 4 Tr.	87 gns.
Grundig TK41 2 Tr.	83 gns.
*Grundig TK46 4 Tr. St.	107 gns.
Grundig TK120	29½ gns.
Philips 3556	62 gns.
Philips 3558	42 gns.
Philips 3553	36 gns.
Philips 2 Tr. Auto 3552	24 gns.
*Revox 736	124 gns.
Sony 200	72 gns.
Sony 500	105 gns.
Sony 600	127 gns.
*Tandberg Series 6	110 gns.
*Tandberg Series 7	93 gns.
*Tandberg Series 8 2 Tr.	54 gns.

*Tandberg Series 8 4 Tr.	59 gns.
*Tandberg Series 9	69 gns.
Telefunken 55	43 gns.
*Telefunken 85 de luxe	83 gns.
*Telefunken 98 ½ Tr. Stereo	95 gns.
Telefunken 203	69 gns.
Telefunken 201	44 gns.
*Truvox R.102	76 gns.
*Truvox R.104	79 gns.
*Truvox PD.102 Stereo	93 gns.
*Truvox PD.104 Stereo	89 gns.
*Vortexion WVA 3-speed	£96.70
*Vortexion WVB 3-speed	£115.10
*Vortexion CBL Stereo	£172
Wyndor 707 2 Tr.	29 gns.

## BATTERY PORTABLES

Akai X-IV 4 Tr. Stereo	131 gns.
Grundig TK6	69 gns.
Cossor 1621	26 gns.
Loewe Opta 416	51 gns.
Loewe Opta 408	39 gns.
Grundig EN3 Notebook	23 gns.
*Fi-cord 202/A	66 gns.
Philips EL3301	26 gns.
Philips 3586	26 gns.
Stella 471	26 gns.
Stella 472	26 gns.
Uher 4000L	103 gns.
Telefunken 300	49 gns.
Telefunken 301 4 Track	54 gns.

\*Microphone extra

## MAINS POWER PACKS

Philips, Stella or Cossor	£5.12.0
Fi-Cord	£7.10.0
Uher 4000, with rechargeable cell	18 gns.
Telefunken 300 with rechargeable cell	£15.17.0

Tape to disc copy service.

LEADING STOCKISTS OF EQUIPMENT FOR

## TAPE and HI-FI

... and NO EXTRA FOR CREDIT TERMS

- ★ Minimum Deposit
- ★ No Interest or Service Charges on H.P. up to 18 months
- ★ Free Service during Guarantee Period

## ● MICROPHONES, MIXERS, ETC.

Hammond condenser M.100	29 gns.
Grampian Reflector	£6.15.0
Grampian Ribbon	£11.10.0
Grampian DP/4 Dynamic	£8.5.
Reslo Ribbon	£11.2.6
AKG D.119	£20.10.0
AKG D.14S	£10.0.0
AKG D.19C	£17.10.0
Eagle Mixer	3 gns.
Grundig Mixer Stereo	18 gns.
Fi-cord TM II Mixer	£11.5.0
AKG K.50 Headphones	£7.10.0
Philips Pre-amp	£6.10.0

Also in stock: microphones by ACOS, FILM INDUSTRIES, TELEFUNKEN, BEYER, etc.

## ● TAPES & ACCESSORIES

Standard, Long, Double, Triple Play in all sizes by all leading makers.

## ● DEFLUXERS BY WEARITE, WALGAIN

● Pre-recorded Tapes by Columbia, H.M.V. and all E.M.I. Labels, Crown, Phonoband, Eagle, etc.

Bib, Bond and E.M.I. splicers. Matching transformers. Plugs, sockets, etc. Prices subject to alteration as announced by manufacturers.

## STANDS OF ALL TAPES

## HI-FI DEPT.

### ● STEREO AND MONO AMPLIFIERS

Quad Pye Rogers Cadet Mk III  
Leak Armstrong Tripletone  
Scott B & O Truvox

### ● TUNERS

Quad Rogers Pye Leak  
Armstrong B & O Tripletone

### ● LOUDSPEAKERS

Quad Pye Rogers W.B. Kef  
Wharfedale Goodmans Tannoy  
Lowther Leak Elac Truvox  
B & O SHB Tandberg Ditton

### ● MOTORS, PICKUPS

GARRARD incl. Acos  
SP.25, 401, etc. Thorens  
Goldring Tannoy  
Connoisseur Shure  
DECCA incl. Ronette  
fss Mk. III Sonotone  
Deram, etc. B & O  
Philips SME Mk. II  
Ortofon ADC BSR  
Pickering Transcription  
All types of Diamond and Sapphire  
styli, stereo and mono. Microlifts.  
Garrard, Goldring and Acos Pressure  
Gauges. Disc Preener, Acos Dust  
Bug. Clearview Cabinets by  
Record Housing and G.K.D.

169-173 STREATHAM HIGH ROAD, LONDON, S.W.16

Between St. Leonard's Church  
and Streatham Station

STReatham 0466/0192

Please note this is our only address (Free Parking in Prentis Road)

OPEN ALL DAY SATURDAY—EARLY CLOSING WEDNESDAY

Bang & Olufsen—  
for those who value design  
and quality above price



## Coming to the Audio Fair?

Don't forget to visit 70-71 Welbeck St., where the U.K. Sales Division of Bang & Olufsen are giving a three day demonstration of all their superbly designed and engineered audio and Hi-Fi equipment. Specialists will be available to advise you.

The showrooms will be open to the trade exclusively on the first day, 14th April, and to the public from 11.0 a.m. to 7.30 p.m. on 15th and 16th April.

## BANG & OLUFSEN U.K. Sales Division

(A Division of Debenhams Electrical & Radio Distribution Co. Ltd.)  
70-71 Welbeck St., W.1. Tel: HUNter 2143


## DO IT YOURSELF

# gardening annual 1966



Main features include

- Six-page illustrated feature of garden plans
- Water for the garden
- All about fences and gates
- Choosing a greenhouse
- What to do with unwanted trees and stumps
- Gardens in bottles
- You can grow mushrooms



out now  
2/6

From newsagents and bookstalls  
or 3/5 (pp) from Link House,  
Dingwall Avenue, Croydon, Surrey

# equipment reviews

**T**HIS machine uses mainly valve circuits and a glance under the deck raises the question: how can so many facilities be provided with only four valves? Closer inspection shows that two of the valves are double triodes and one a double output-pentode. Further investigation discloses two input transistors, and the circuit reveals that the triode sections of the magic-eyes are pressed into service as audio stages during playback. The remaining valve is the bias and erase oscillator.

The secret lies in clever, if rather complicated, switching. The bottom track amplifier can be switched to the top track play head for monitoring from tape during mono recording. The separate playback head, in combination with the left-hand amplifier, makes track-to-track transfer with added signal from the right hand microphone or line a simple matter.

The position of the separate playback head can be varied continuously over a distance of nearly 2 in. to give variable delay echo effects.


The track-to-track transfer facilities are used for tape dubbing by providing a separate path for the master tape which by-passes the erase and record heads. Clip-on turntable units support and drive the extra reels. Dubbing involves a transfer of the tracks from 1 to 3 or vice-versa, so that stereo dubbings will have the tracks reversed and the speakers will have to be interchanged for correct stereo.

I was glad to see that at last a designer has provided variable bias so that the user can get the best results from any tape or speed, and can make his own compromise between super wide-range frequency response and low distortion and intermodulation. The effect of the switched bias will be discussed in detail later.

The usual preliminary listening tests showed a nicely balanced response and a remarkably good stereo effect from such a relatively small cabinet. The controls are well placed for effortless use; the seldom-used controls, such as echo delay and level, and bias, are kept off the main control panel. Standard DIN sockets are provided for a wide variety of inputs and line outputs and reversible Ext. L.S. sockets are fitted for convenient attachment of separate stereo speakers.

The absolute tape speeds were within limits of  $\pm 1\%$  at all parts of normal 5in. and 7in. reels. Small 3in. reels on the supply side reduced

## KORTING MT3624 STEREO



**MANUFACTURER'S SPECIFICATION:** Quarter-track stereo tape recorder. **Speeds:**  $7\frac{1}{2}$ ,  $3\frac{3}{4}$  and  $1\frac{7}{8}$  i/s. **Output power:** 3W per channel. **Speakers:** two 7in. elliptical. **Spool capacity:** 7in. **Level indicators:** two magic-eyes. **Weight:** 35lb. **Dimensions:** 20 $\frac{1}{2}$  x 14 x 8in. **Features:** separate record/play heads. Clip-on turntables, additional preamplifier for stereo dubbing, microphones and headphones available as extras. **Price:** £102 18s. 0d. **Distributor:** Europa Electronics Ltd., Howard Place, Shelton, Stoke-on-Trent.

the speed by nearly 2% at  $7\frac{1}{2}$  i/s due to the small hub amplifying the back-tension.

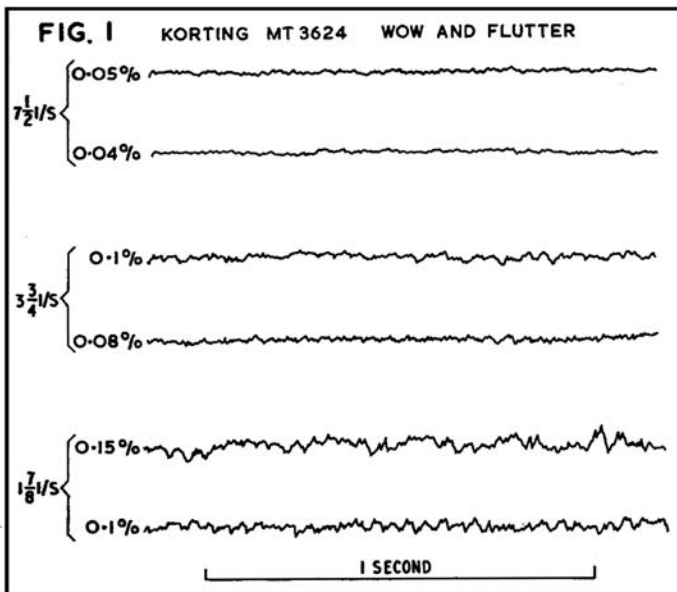
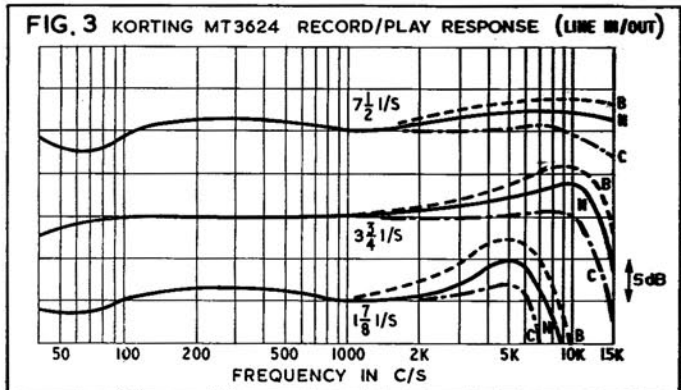
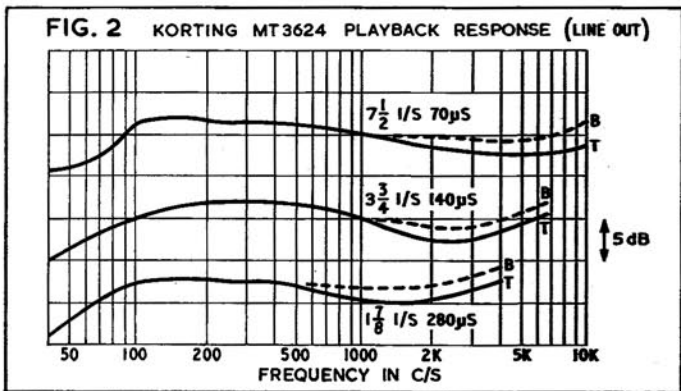
Short-term wow and flutter performance was excellent at all speeds, as shown by the fluttergrams of fig. 1. Only at the lowest speed was there any evidence of wow, audible only on a sustained tone.

Standard test-tapes were used to measure the playback-only responses and the resultant curves are shown in fig. 2. It will be seen that the frequency response is level within  $\pm 1.5$ dB limits from 100 c/s to the highest frequencies on the test-tapes on the bottom track, falling by a further 1.5dB above 1 Kc/s on the top track. The mean responses are close to those of the test-tapes at 70, 140 and 280  $\mu$ S for  $7\frac{1}{2}$ ,  $3\frac{3}{4}$  and  $1\frac{7}{8}$  i/s.

The record/play tests shown in fig. 3 reveal a good bass response down to 40 c/s at all speeds and demonstrate the effect of altering the bias on the high frequency response of a given tape. The letters against the high note responses require some explanation, as they correspond to the calibration of the bias switch positions. N means Normal, B means Boost—of top response *not* bias, and C is for Cut (top response). In terms of bias, the top and bottom calibrations are reversed, but this is a small point compared to the provision of this much needed facility. The bias variations from 'normal' were approximately  $\pm 15\%$ , and the responses of fig. 3 provide an object lesson on the change of high note response to be expected for such a bias change.

500 c/s recording overload tests proved that a level 11dB above test-tape level was recorded without distortion at 'normal' bias with

(continued overleaf)



# K. J. ENTERPRISES

BRITAIN'S PREMIER MAIL-ORDER  
RECORDING TAPE SPECIALISTS

IMMEDIATE 24 HOUR SERVICE ON ADVERTISED LINES

SEND TODAY AND SAVE!

## SENSATIONAL NEW OFFER! ILFORD TAPE NEAR HALF-PRICE

A BULK PURCHASE OF PREMIUM GRADE, TOP QUALITY, P.V.C. MAGNETIC TAPE FROM ONE OF THE WORLD'S FOREMOST EXPERTS IN FILM-COATING TECHNOLOGY, WITH FULL LEADER, STOP FOIL, POLYTHENE WRAPPING, AND IN ORIGINAL MANUFACTURERS BOXES, AVAILABLE IN LONG-PLAY BASE ONLY AT THESE BARGAIN PRICES.

900' on 5" reel	List Price 28/-	One 15/6	Three 45/-	Six 84/-
1800' on 7" reel	List Price 50/-	26/6	77/6	150/-

PLEASE ADD 1/6 P. & P. FOR SINGLE REELS. OTHERWISE POST FREE!

## SPECIAL BULK PURCHASE OF ZONAL TAPE SPOOLS

A fantastic opportunity to obtain branded top quality tape spools at a fraction of their normal cost. 3in. 6 for 7/-, 12 for 12/-; 5in. 4 for 7/-, 12 for 20/-; 5 1/2in. 4 for 7/6, 12 for 21/-; 7in. 4 for 9/-, 12 for 25/-; 8 1/2in. 3 for 15/-, 6 for 27/6. ALL SENT POST FREE!

### ALSO TRIPLE PLAY TAPE—33 1/3% OFF

From a famous world-renowned manufacturer at less than two-thirds of normal prices. Brand new, fully guaranteed. Premium Grade Polyester Base Tape with full leader and stop foil. Boxed and Polythene wrapped at these exceptionally low prices!

450ft. on 3" reel	...	...	...	14/6	42/-	82/-	
600ft. on 3 1/2" reel	...	...	...	20/-	58/6	115/-	POST FREE!
900ft. on 4" reel	...	...	...	26/-	76/-	150/-	
1800ft. on 5" reel	...	...	...	44/-	128/-	252/6	
2400ft. on 5 1/2" reel	...	...	...	60/-	175/-	345/-	

N.B.—The length of tape quoted above is the minimum footage per reel.

## NEW FROM GERMANY! ORWO TAPE

Brand new P.V.C. magnetic recording tape, fully leadered at both ends. Exceptionally well-boxed in sturdy cassette-type vertical flip opening carton. Available in long-play base only at a sensationally low price.

1,800' on 7" reel	...	22/6	1,200' on 5 1/2" reel	...	19/6	900' on 5" reel	...	16/6
One for	...	63/-	Three for	...	55/-	Three for	...	47/-
Three for	...	120/-	Six for	...	105/-	Six for	...	90/-

POSTAGE AND PACKING FREE!

## SCOTCH MAGNETIC TAPE AT NEARLY HALF-PRICE!

Over 3,000 REELS of top quality MAGNETIC TAPE, double coated, SCOTCH made to the best possible specification and intended for the electronic industry. This type of tape is rarely, if ever, offered for domestic consumption and is unobtainable elsewhere.

**THIS UNREPEATABLE OFFER REMAINS OPEN ONLY WHILE STOCKS LAST! DON'T DELAY—SEND NOW!**

SCOTCH (150 D/C) Polyester L/P, 900ft. on 7" reel. ONLY 15s. 6d., p. & p. 1s. 6d. Three reels for 45s. post free; six reels for 84s. post free. Boxed, add 1s. per reel.

CAN BE SUPPLIED ON 5 1/2" REELS AT SPECIAL REQUEST

### DON'T FORGET OUR OTHER ACCESSORY BARGAINS!

Tape Head Demagnetizer, essential for any enthusiast! Ready for immediate use. Fully guaranteed. Worth 50/-	Only 27/6.	P. & P. 1/6
Tape Splicer, fully auto., no razor blades. Worth 32/6	Only 16/6	P. & P. 1/6
Semi-Professional Bulk Eraser, operated by revolving spool around a spindle. Takes up to 7" reels. Worth 7 gns.	Only 79/6	P. & P. 4/6
Full Pro. Model taking 10" reels	Only 119/6	P. & P. 5/6
Eagle Pioneer S.E.I., Stereo Headphones	Only 105/-	P. & P. 2/6
Transcription Plinth (18" x 18" x 4 1/2"), grey or walnut	Only 45/-	Post Free
Deram Transcription Cartridge (mono or stereo)	Only 75/-	Post Free
Gevaert Tape 600', 5 1/2" reel (Boxed)	10/6	P. & P. 1/6
International Polyester Tape 2,400', 7" (Boxed)	or 3 for 30/-	post free
	Only 25/-,	P. & P. 1/6

SEND FOR LISTS OF OTHER TAPE AND HI-FI BARGAINS

K. J. ENTERPRISES. (Dept. TR), 7 MASONS AVENUE, WEALDSTONE, MIDDLESEX (OPPOSITE HARROW & WEALDSTONE STATION) HARROW O395 (CLOSED P.M. WED. & SAT.) REFUND GUARANTEE

# 'Q'-C O R D U A L I T Y O M P A C T I V E R E L I A B L E D U A L T R A C K

60-10,000 c/s ± 3db. sig./noise ratio 38db's below test. 50db's below peak.	10 x 10 x 4. 5lb.	3 1/2 I.P.S. Constantspeed 4 1/2 inch spools. 2 hrs play.	Buhler motor. Finest components. West German made.	No pr. pad on record head. Replay pre-rec. tapes. Ideal for dubbing.
Push Pull Osc. AC erase. Wow & flutter, less than 0.5% RMS.		Operate in any position.		Inputs for mike, radio 2mV/50K outputs 5 ohms—20k.

Powered from mains/battery/6-12V car battery and a 6V accumulator for 203.

## THE FINEST MAINS/ BATTERY PORTABLE RECORDER UNDER £40

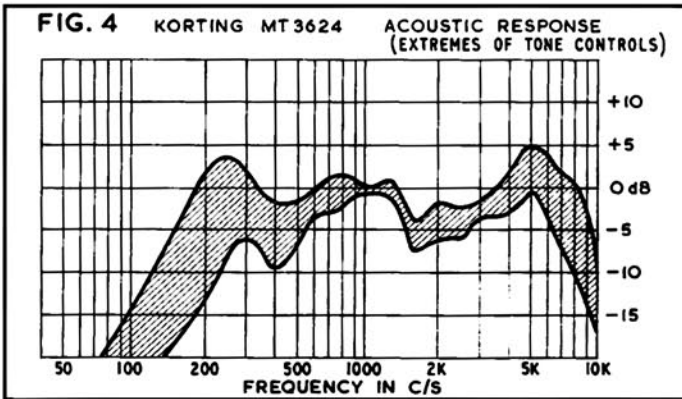
R119KL (as illustrated) 32 gns.; 203 34 gns.  
JUST RELEASED THE 203 (7 1/2 ips) 38 gns.



Complete with dynamic mike 200/50K, 1,200' TP tape, empty spool, radio lead, headphones, head cleaning kit. cct. diagram, batteries, etc. Delivered anywhere in the U.K. Carriage/Ins. Paid. 6 months full guarantee. No labour charges. As field trial in July "Tape Recorder". 24 hours telephone answering unit now fitted. Blackpool 45049.

Full details from :

**C. Braddock Ltd.** 266 WATERLOO ROAD, BLACKPOOL TEL.45049



the magic-eye record level indicators just closing. Low bias showed slight overload at only 10dB above test-tape level, and high bias allowed a +12dB signal to be recorded without distortion.

System noise with no tape passing the heads was 32dB below test-tape level, so that full bias gave a dynamic range of 44dB. Bias and erase noise was low, indicating a good oscillator waveform.

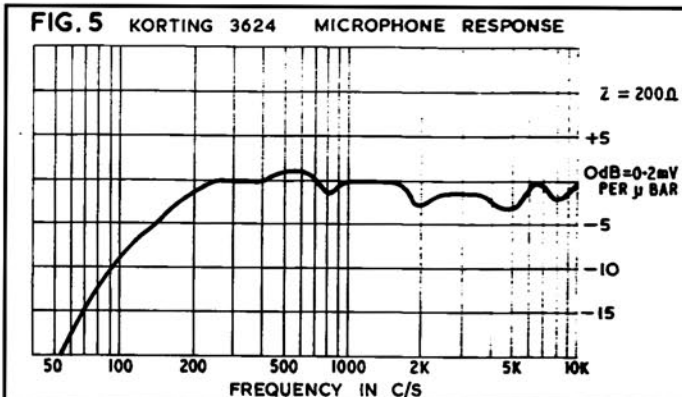
Input transformers were fitted to match the 200-ohm moving-coil microphones to about 4K to maintain a good signal/noise ratio on the relatively weak signals occasionally encountered in stereo mic placement. In an earlier Korting recorder, reviewed a few years ago, we encountered earth-loop hum pick-up on the input transformer wiring, but this time hum was negligible.

The bass and treble tone controls acted only on the output stages, which are mainly used to feed the internal speakers. Accordingly the overall acoustic response was measured at the extremes of the tone control settings by playing a white-noise test-tape and measuring the sound output of one of the speakers in one-third-octave bands with a calibrated microphone. Fig. 4 shows that mid settings of the controls gives a reasonably level response from 200 c/s to about 8 Kc/s with the 5 Kc/s peak holding up the mid-high frequency response when listening off the speaker axis, as in normal stereo monitoring conditions.

The free-field response of one of the microphones was measured to give the very satisfactory response of fig. 5. The bass response falls below 200 c/s, which will help speech recording considerably under poor acoustic conditions; but for high quality live music recording the recorder is worthy of a good ribbon microphone, particularly if the tapes are to be heard on wide-range stereo speakers.

**COMMENT**

I like this machine as it makes a brave effort to break away from the usual run-of-the-mill two-speaker, two-amplifier, stereo recorder by making the widest possible use of the second amplifier and separate head for off-the-tape monitoring and track-to-track transfer. The tape dubbing facility may be regarded as a gimmick by the 'two recorder' brigade, and indeed it is very reminiscent of 'add-on' decks and schemes described in this magazine some five or six years ago to pull two tapes through a recorder using the same capstan drive with a gramophone turntable for the extra take-up reel. I think an extra deck and pre-amplifier nowadays would be the better way, but at least this machine goes all the way in meeting Martin York's plea in the April issue of this magazine for a 'double decker' machine. **A. Tutchings.**



● *You're Guaranteed a Better Deal*  
 When you **PART EXCHANGE**  
 Your **TAPE RECORDER**  
 with **R·E·W**

A friendly welcome awaits you at our bright showroom extension. Here you will find a lavish array of equipment at every price level . . . make your choice for immediate delivery or if you cannot visit us, the fast and friendly R.E.W. Mail Order Service makes it easy for you to enjoy the professional results only possible with an advanced Tape Recorder. Get in touch with us Now. We have thousands of satisfied customers and a reputation for generous part exchange, reliability and specialist service.

**MACHINE OF THE MONTH WINDSOR VANGUARD**

- 4 Track-3 speed 7in., 3in., 1in.—7in spools.
- Separate Record/Playback amplifiers enabling record and playback simultaneously.
- Detachable lid fitted 8in. 15 ohm loudspeaker with 12ft. lead and standard track plug.
- Monitoring facility from tape or in-coming signals.



An Excellent 4 track mono machine, designed and built to satisfy the most demanding tape recording enthusiast. The finest precision components are used throughout, and modern construction enhances the appearance of this remarkably low priced Tape Recorder. 59gns.—or £19 19 0 deposit and 12 monthly payments of £3 16 8.

**PART EXCHANGES**

We make a feature of generous part exchange facilities for Tape Recorders and Hi-Fi equipment. Get the machine you've always wanted — and get the best possible exchange deal from us!

**CASH FOR YOUR TAPE-RECORDER OR HI-FI.** Highest cash offers for good equipment . . . get in touch today!

**NOTE!** we are now sole S.W. London distributors for FISHER (U.S.A.) EQUIPMENT.

**Bargain Basement**

We have an unrivalled stock of new and used machines at unbeatable bargain prices—30%-60% reductions at original prices! Make a point of asking for our Special Bargain List.

Home demonstrations in the London area gladly arranged. By return enquiry service. Agents for all makes.

You're guaranteed maximum satisfaction with the R.E.W.

**"PLUS FIVE" SERVICE**

- Generous part exchange allowances
- No interest terms — lowest deposits.
- Off-the-shelf delivery from the biggest range under one roof
- Free servicing and free delivery.
- Optional personal insurance.

**INTEREST FREE TERMS**

Take your pick from our wide range and have any machine you want for the minimum deposit, balance twelve months and no interest charged. (18-24 months H.P. terms also available.)



**R·E·W**  
(Earlsfield Ltd.)

Mail Order Department  
 266/268 (TR) Upper Tooting Road, London, S.W.17.  
 Telephone: BALham 9174-5

Tape recorders

# TAPE RECORDER COVERS



Smart waterproof cover to give complete protection to your tape recorder. Made from rubberised Canvas in navy, wine, tan, grey and bottle green with white contrasting pipings, reinforced base, handy zip microphone pocket and name panel.

Grundig TK.1 ... ..	49/6	Philips 3534 ... ..	87/-
" T.K.5 ... ..	55/-	" 3549 ... ..	79/6
" TK.6 ... ..	67/6	" 3556 ... ..	67/6
" TK.8 ... ..	63/-	" 3558 ... ..	65/-
" TK.14 & 23 & 18	59/6	" EL3542 ... ..	63/-
" TK.14L, 17L, 23L		" EL3536 ... ..	70/-
" 18L ... ..	67/6	" EL3515 ... ..	57/6
" TK.20 ... ..	52/6	" EL3541/15 ... ..	57/6
" TK.24 ... ..	55/-	" 3541/H ... ..	72/-
" TK.25 ... ..	55/-	Cossor 1601 ... ..	63/-
" TK.30 ... ..	60/-	" 1602 ... ..	57/6
" TK.35 ... ..	63/-	" 1604 ... ..	79/-
" TK.40 & 41 ... ..	66/-	" 1605 ... ..	84/-
" TK.46 ... ..	82/-	Stella ST454 ... ..	57/6
" TK.55 ... ..	63/-*	" ST455 ... ..	63/-
" TK.60 ... ..	75/-*	" ST458 ... ..	79/-
" TK.400 ... ..	67/6	" ST459 ... ..	84/-
" TK.830/3D ... ..	63/-	Saba 2305 ... ..	79/6
" Cub ... ..	35/-*	Tandberg 72, 72b, 74, 74b,	
Telefunken 85 ... ..	65/-	823, 843; Hard case ...	141/8
" 75/15 & 76K ... ..	55/-	" Soft case ...	112/6
" 95 ... ..	69/6	Tandberg 62, 64, 62b,	
Philips 8108 ... ..	57/6	64b, - 92 Hard case ...	141/8
" 3548 ... ..	79/6	" Soft case ...	112/6
		Brenell Mk. 5 +5M ... ..	77/-
		Truvox R92, 94 and 102 ...	99/-
		Robuk RK.3 +RK.4 ... ..	67/6
		Ferroglyph ... ..	88/-
		Sony 521 ... ..	90/-
		Revox F ... ..	84/-
		Optacord 414 +412 +416	63/-

\*Without pocket

**A. BROWN & SONS LTD.**

24-28 GEORGE STREET, HULL. TEL.: 25413, 25412

## COMING TO THE AUDIO FAIR?

Then you must see the full range of Sony tape-recorders, transistorised radios and portable T.V. sets, which will be demonstrated at the Sony U.K. Sales Division Showrooms, 70-71 Welbeck Street.

Our special trade preview day for this three day demonstration will be 14th April, and experts will be available to advise you between 11.0 a.m. and 7.30 p.m. on 15th and 16th April.

# SONY®

RESEARCH MAKES THE DIFFERENCE

**SONY U.K. SALES DIVISION**

(A Division of Debenhams Electrical & Radio Distribution Co. Ltd.)  
70-71 Welbeck St., W.1. Tel: HUNter 2143

# \*FREE

## IN DO IT YOURSELF MAY ISSUE

32-page colour extra for the practical woman about the house.

FOR HIM 'Do it yourself' tells you how to beat condensation, install a new bath, make your own liqueurs, build a low cost extra bedroom, etc.

FOR HER 'Do it herself' includes practical features on planning the right decor, a new look in baths, kits for kitchens, furniture to admire and make.

## SAVE POUNDS WITH

# Do it yourself

## MAY ISSUE

out now 1/3

From newsagents and bookstalls

We are happy to announce that we can now supply

## BRAND NEW BRITISH & GERMAN RECORDING TAPES

P.V.C. POLYESTER & MYLAR

(ALSO PRE-RECORDED FOREIGN LANGUAGES)

Both manufactured by world reputable British and German firms. All fitted with leaders and stop foils. Not rejects or sub-standard in any way—all tapes are splice free and are boxed. Remember: full refund plus postage should goods not meet with your full approval. To date no refund has been requested

Standard Play	Length	English price	German price
3"	150'	2/6	2/-
4"	300'	4/-	3/6
5"	600'	9/-	6/6
5½"	900'	11/6	8/-
7"	1200'	16/-	10/-
Long Play			
3"	220'	3/-	2/6
4"	450'	6/-	5/-
5"	900'	11/6	9/-
5½"	1200'	16/-	10/6
7"	1800'	23/-	14/-
Double Play			
3"	400'	6/-	4/-
4"	600'	8/6	7/-
5"	1200'	21/-	13/-
5½"	1800'	24/-	17/-
7"	2400'	39/-	22/-

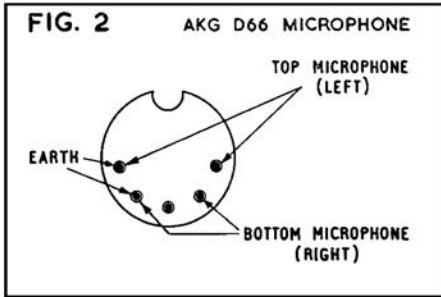
LEARN FOREIGN LANGUAGES the easy way from BRAND NEW PRE-RECORDED TAPES in GERMAN, FRENCH, SPANISH and ITALIAN. 26 step-by-step easy lessons on each tape recorded at 3½" i.p.s. supplied complete with Handbook. Retail 59/6 each. OUR PRICE 19/6 each.

Postage and packing 1/- per spool, 4 or more post free.  
EMPTY SPOOLS: 3" 9d. 5" 2/-. 5½" 2/3. 7" 2/6.

**N. WALKER Ltd.**

28 Linkcroft Ave., Ashford. Phone: 53020 Middx.

A.K.G. D66  
STEREO MICROPHONE



**MANUFACTURER'S SPECIFICATION.** Low-priced dynamic stereo microphone. **Frequency range:** 50 c/s—15 Kc/s. **Sensitivity:** 0.22mV  $\mu$ Bar ( $-73$ dB re 1V/dyne/cm<sup>2</sup>) at 1 Kc/s. **Impedance:** 200 ohms  $\pm 20\%$ . **Directional characteristic:** Cardioid. **Maximum sound pressure level:** 500  $\mu$ Bar (128 dB SPL) for 0.5% distortion. **Diaphragm:** non-metallic Makrofol. **Price:** £11 10s. **Distributor:** Politechna (London) Ltd., 182-184 Campden Hill Road, London, W.8.

THE two elements of this microphone are separately cased and are held together by an ingenious plastic clip which allows them to be mounted coaxially one above the other and set to any desired angle for use in the 'coincident', 'crossed-pair', or 'X-Y' system.

Alternatively, they can be separated for the 'spaced' or 'A-B' system which nowadays is mainly used for 'gimmick' recordings using close microphone technique. Two three-legged table stands are provided with the microphones.

Each microphone shows a true cardioid directional characteristic over most of the frequency range, and the frequency response remains reasonably constant for all angles of sound incidence. The response curves of fig. 1 show the responses for front, side and back. It will be seen that the front-to-back ratio is better than 10dB at all frequencies above 200 c/s and that the 90°, or side response, is down by 5-6dB.

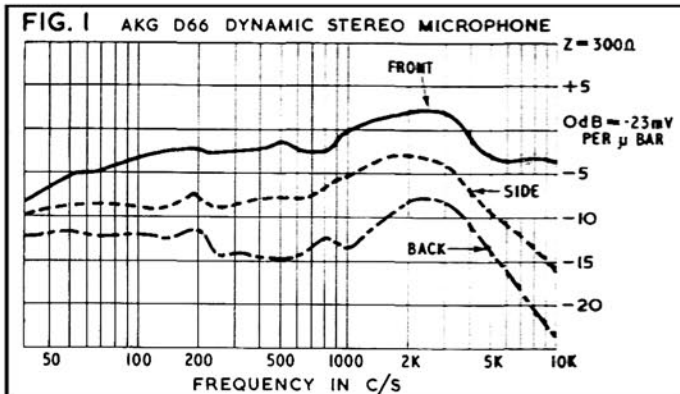
The mean response shows a level bass response and a broad peak at 2-3 Kc/s which gives 'presence' to recordings made under domestic conditions where sound absorption is often high in the mid-high frequency range.

The impedance is mainly resistive at 300 ohms and the sensitivity of approximately 0.25mV per dyne per Cm<sup>2</sup> is well suited to feeding transistor amplifiers. With high impedance valve amplifiers, step-up transformers with a ratio of 10:1 will be required.

The top microphone is meant to face left (from the rear) and the bottom microphone feeds the right-hand channel. Each microphone is marked with an arrow to show in which direction it should point for conventional stereo pick-up.

There seems little standardisation yet on the connection of stereo microphones to DIN plugs. On this microphone a 5-pin DIN plug is used with the top microphone connected to the top pair of the semi-circle of pins and the bottom microphone to the lower pair; the lowest centre pin is not earthed nor is the body of the plug. Fig. 2 shows the screen connections, looking into the plug.

This is a well designed microphone, or pair of microphones, for high quality domestic stereophonic recording. Both the styling and acoustic performance are excellent.



— **YOUR TAPE DEALER** —  
**London Area**

**BRITAIN'S LARGEST TAPE & HI-FI SPECIALISTS**

**NoSound**  
A MAGNATAPE COMPANY

SEE PAGE 142

**hifi** FOR ALL LEADING AUDIO EQUIPMENT  
call, write, or telephone

**hampstead HIGH-FIDELITY**  
91a Heath Street, Hampstead, London N.W.3 Telephone HAMstead 6377

**LASKY'S RADIO**

Stockists for all the leading makes of Hi-Fi and Tape equipment.

207 EDGWARE ROAD, LONDON, W.2. Tel. PAD 3271  
33 TOTTENHAM COURT ROAD, LONDON, W.1 Tel. MUS 2605  
42 TOTTENHAM COURT ROAD, LONDON, W.1. Tel. LAN 2573  
152/3 FLEET STREET, LONDON, E.C.4 Tel. FLE 2833

**SHEEN TAPE RECORDER CENTRE**

SPECIALISTS IN TAPE RECORDERS, ACCESSORIES, HI-FI EQUIPMENT  
YOUR CENTRE FOR FRIENDLY HELP—SALES AND SERVICE

8 STATION PARADE, SHEEN LANE, SHEEN, LONDON, S.W.14 Showrooms Open until 7 p.m. PROSPECT 0985  
(Opposite Mortlake Station S.R.)

**WIMBLEDON'S**

TAPE RECORDER CENTRE Agents for: FERROGRAPH, VORTEXION, SABA, AMPEX, BRENELL, GRUNDIG, REFLECTOGRAPH, TRUVOX, ETC.

GET IT TAPED THE EXPERT WAY—By letting us install your apparatus

**TEL-LEE-RADIO**  
220 The Broadway, WIMBLEDON, S.W.19  
LIBerty 4946

Cheshire

FOR ALL YOUR REQUIREMENTS . . .

**CHARLESWORTH'S**  
OF CREWE LTD.

HEAD OFFICE: 14 HIGHTOWN, CREWE. Tel. 2535  
TECHNICAL DIVISION: 19/21 LUDFORD ST., CREWE

**STOCKPORT AUDIO CENTRE**

FINEST IN NORTH WEST

★ ALL MODELS ON COMPARISON DEMONSTRATION ★ EVENING DEMONSTRATIONS BY APPOINTMENT

FERROGRAPH, REVOX, B&O, GRUNDIG, TANDBERG, SONY, TRUVOX, PHILIPS, TELEFUNKEN, SIMON, UHER, BRENELL, FICORD

FAIRBOTHAM & CO. LTD., 58-62 Lower Hillgate, STO 4872

Devon

**PLYMOUTH**

**TOM MOLLAND LTD.**  
102 CORNWALL STREET Phone 69282  
FERROGRAPH, REVOX, TANDBERG, SIEMENS, AKAI, UHER, SONY, B & O STEREO MASTER, FI-CORD, AND  
The largest selection of Hi-Fi equipment in the West

## — YOUR TAPE DEALER —

Hampshire

BOURNEMOUTH

FORRESTER'S  
**NATIONAL RADIO SUPPLIES**

70-72 Holdenhurst Road

Radio-TV components.

High-Fidelity.

LTD

Tel. 25232

Tape

*Hamilton Electronics*

**HE**

high fidelity specialists

Hamilton Electronics (Southampton) Ltd. 35 London Road, Southampton. Tel: 28622 3 Lines

PETERSFIELD—HANTS—

TEL: 1651/2/3

**PETERSFIELD CAMERA CENTRE Ltd.**

—TAPE-RECORDER & HI-FI SPECIALISTS

37, LAVANT STREET, PETERSFIELD, HANTS.

H.P. TERMS — ALL AGENCIES — PART EXCHANGES

Hertfordshire

**HAMMONDS OF WATFORD**

(Your Hi-Fi centre for advice & service)

Agents for all leading makes of TAPE - RECORDERS - AMPS  
TUNERS - SPEAKERS & ACCESSORIES

Terms & P/E

Evening Demonstrations

63 QUEENS RD. WATFORD 27187/36136

Lancashire

**H. D. KIRK**

*Stereolectrics*

LIMITED

Specialists in High Fidelity

Phone: 23093

150 HIGHER BRIDGE STREET

BOLTON

**J. SMITH & SON**

HI-FI EQUIPMENT—STEREOGRAMS  
TAPE RECORDERS—2 SHOWROOMS

Immediate Delivery: B & O, Dynatron, Hacker,  
Saba, Quad, Leak, Sony, Radford, Truvox, Decca,  
Ferrograph, Brenell, Thorens, K E F, etc. etc.

COMPARATOR DEMS—PERSONAL SERVICE  
Specialists in 'SOUND' for 35 years.

Tel: BURY 1242

184  
THE  
ROCK  
BURY  
LANCS.

Leicestershire

LEICESTER

ALL YOUR HI FI REQUIREMENTS

Speakers by: H.M.V. QUAD LEAK ROGERS  
TANNOY MORDAUNT LOWTHER W.B.  
WHARFEDALE GOODMAN

Tape: FERROGRAPH REFLECTOGRAPH GRUNDIG  
SIMON BRENELL

Record Department: ALL LABELS-PARASTAT SERVICE  
LEICESTER CO-OPERATIVE SOCIETY LIMITED, High Street, Leicester.

Tel. 20431

Nottinghamshire

**NOTTINGHAM TAPE RECORDERS LTD.**

BURTON ST. 2 MINS. VICTORIA STATION

SPECIALISTS IN ALL THE BEST MAKES  
OF TAPE RECORDERS AMPLIFIERS AND  
HI-FI DISC EQUIPMENT PHONE 4522

# CLASSIFIED ADVERTISEMENTS

Advertisements for this section must be pre-paid. The rate is 6d. per word (private), minimum 7s. 6d. Box Nos. 1s. 6d. extra; trade rates 9d. per word, minimum 12s. Box Nos. 2s. extra. Copy and remittance for advertisements in **JUNE 1966** issue must reach these offices by **20th APRIL** addressed to: The Advertisement Manager, Tape Recorder, Link House, Dingwall Avenue, Croydon, Surrey.

Replies to Box Nos. should be addressed to the Advertisement Manager, Tape Recorder, Link House, Dingwall Avenue, Croydon, Surrey and the box no. quoted on the outside of the envelope. The district after box no. indicates its locality.

## SITUATIONS VACANT

Position available for young man with some knowledge of tape recorders. London applicants only. Box No. 394 (London).



## WANTED—AN AUDIO ENGINEER TO SELL THE WORLD'S FINEST PORTABLE TAPE-RECORDERS

The new but fast-expanding Communications Division of Livingston Laboratories needs a keen young Sales Engineer to specialise in the marketing of the NAGRA professional tape recorder range—which has set a new standard for quality and performance—and other audio broadcast studio equipment.

The man we are looking for should have a good audio engineering background and proven sales ability. This is an outstanding opportunity for the right man to play a key role in the marketing of the finest audio equipment available today.

There is a company pension scheme and three weeks annual holiday.

Applicants should write in confidence giving brief details of experience, salary required, to:

**Mr. R. J. Barrett, Sales Manager,**  
Communications Division,

Livingston Laboratories, Greycaines Estate

Bushey Mill Lane, North Watford, Herts.

Watford: 44344.

## WANTED

**Lee Electronics.** The Tape Recorder and Hi-Fi Specialists wish to purchase good quality Tape and Hi-Fi Equipment for cash. 400 Edgware Road, W.2. Phone: PADdington 5521.

**Highest cash prices offered** for good quality Tape Recorders and Hi-Fi. See our ad. page 177 this issue. R.E.W., 266 Upper Tooting Road, London, S.W.17.

**Wanted:** Tape stroboscope, signal Generator (RF with AF modulation) and circuit for a good F/M tuner (about 3 to 4 transistor) for test purposes. Contact L. J. Bishop, 5 St. James Court, College Lane, Durban, South Africa.



**CLASSIFIED ADVERTISEMENTS**

**FOR SALE — TRADE**

**WE SPECIALISE IN  
RECORDING TAPES**

and thanks to bulk buying we can supply **BRAND NEW BRITISH P.V.C.** all tensiled and fitted leaders. Our tapes are not to be confused with acetate, sub-standard, imported or used tapes. All tapes in polythene and individually boxed (sealed if required). 24-hour despatch service. Full money refund if not delighted. This is a genuine less than half price offer of Hi-Fi quality tapes, why pay a penny more?

Std.	Length ea. 3 for	L.P.	Length ea. 3 for	D.P.	Length ea. 3 for	Boxed empty spls				
3"	150'	2/- 5/9	3"	220'	2 6 7 -	3"	400'	4 6 13 -	3"	7d.
4"	300'	4/- 10 -	4"	450'	5 - 14 -	4"	600'	6 9 19 6 4"		1 8
5"	600'	6/- 17 6	5"	900'	8 - 23 6	5"	1200'	12 6 37 -	5"	1 9
5 1/2"	900'	7 - 20 6	5 1/2"	1200'	10 6 30 6	5 1/2"	1800'	17 - 50 -	5 1/2"	1 9
7"	1200'	9 - 25 6	7"	1800'	13 - 38 6	7"	2400'	21 - 61 -	7"	2 -

Postage 1/- each, three or more POST FREE.

**STARMAN TAPES**  
421 STAINES ROAD, BEDFORD, MIDDLESEX

Uher Report 4000-L. All Uher Tape recorders supplied to the trade, Petersfield Camera Centre Ltd., 37 Lavant Street, Petersfield, Hampshire. Tel: Petersfield 1651/2/3.

American 4 Track Stereo Tapes covering most famous labels at realistic prices. Why pay more? Imported directly by us, saving distributors profits. Vast selection at 75 - each—send S.A.E. for free lists or call at London showrooms: Teletape of Marble Arch, 33 Edgware Road, W.2.

Learn While You Sleep. Learn languages, memorise speeches and sales presentations, absorb business statistics or the highway code while asleep with Learnasleep Equipment. Details from Sleep Learning Supplies (Dept. T.R.), 60 Hatherley Road, London, E.17.

A unique tape buy! Top brand 7in. 2,400ft. 25/-, 5 1/2in. 1,200ft. 15/- p/p 1 at 2/-, 2 at 2/9, 3-6 at 3/6. Bargains in all sizes. S.a.e. for list. E. C. Kingsley & Co. Ltd., 93 Tottenham Court Road, London, W.1. EUSton 6500.

Secondhand and Shop soiled Bargains. Ferrograph series 4 mint. £45. Akai 903 little used £49. Brenell series 5 Mk 3 demonstrator. £65. Elizabethan 4 track £18. Grundig TK 819 £18. Part exchanges or H.P. terms arranged. Petersfield Camera Centre Ltd., 37 Lavant Street, Petersfield. Tel: 1651/2/3. All goods guaranteed.

Ferrodynamics' "International" Tape: Polyester: 7" 2400' 22 6 5 1/2" 1800' 20/-; 5" 1200' 14/-; 7" 1800' 19/-; Acetate: 7" 1800' 13 9 5 1/2" 1200' 11/9; 5" 900' 9/9; 7" 1200' 11/9; 5" 600' 7/9. Also complete range British P.V.C. tapes at lowest prices. Refund guarantee. P. & P. 2/-. S.A.E. list. Leda Tapes, 30 Baker Street, London, W.1.

Leathercloth covered carrying cases to hold twelve tapes. 7in. size 42/-, 5 1/2in. size 37/-. Special offer of 5in. size 30/-. S.a.e. for illustration. L.G.R. Products (Ref. TR1), 92 Keith Way, Southend-on-Sea, Essex.

Amplex Series 600 Professional Recording Tape. Type 641. 1,800ft. Mylar on 7in. spool. Complete with leader. Brand new in maker's boxes. Usual price £3. Limited quantity available at 67 - for two spools, p and p 2/- (or 37/- singly, p and p 1/6). E. C. Kingsley & Co., 93 Tottenham Court Road, London, W.1. EUSton 6500.

**TAPE 70**

**PROFESSIONAL Tape at a MODERATE PRICE**

From your dealer or DIRECT from :-

**LEDA TAPES (R), 30 Baker Street, London, W1**

**STUDIO FACILITIES**

John Hassell Recordings. Tape to Disc. Latest high level micro-groove cutting system. Competitive prices. Studio and Mobile Services, 21 Nassau Road, London, S.W.13. RIVerside 7150.

Rapid Recording Service. Records made from your own tapes (48-hour service). Master Discs and pressings. Recording Studio—Demo. Discs. Mobile Recordings, any distances. Brochure from 21 Bishops Close, E.17.

(continued on page 182)

**YOUR TAPE DEALER**

Staffordshire

WOLVERHAMPTON

WE ARE

**WARNERS for TANDBERG**

AUDIO DEPARTMENT,  
CHAPEL ASH,

"The World's Finest Tape Recorder"

Tel. Wolv. 26581

**SPECIALISTS**  
SALES AND SERVICE

Surrey

FARNHAM, SURREY

The finest selection of Tape Recorders, Hi-Fi Equipment and quality Radiograms in the Provinces is awaiting you at:-

**LLOYD & KEYWORTH LTD**

26-27 Downing Street, Farnham, Surrey. Telephone: 5534

Comparative Demonstrations, Large stock of Cabinets and Pre-Recorded Tapes.

**CROYDON'S TAPE RECORDER CENTRE**

All leading makes in stock, Hi-Fi equipment, cabinets, etc. Service agents for AKAI Tape Recorders

**SPALDING ELECTRICAL LTD.,**

352/354, Lower Addiscombe Road,  
CROYDON

ADDiscombe  
1231/2040

Sussex

WORTHING, SUSSEX

Stocking Ferrograph, Revox, Sony, Tandberg, Truvox, Philips, EMI, Luxor, etc., on fully comparative Demonstrations

**BOWERS & WILKINS LTD.**

1 Becket Bldgs., Littlehampton Road, Worthing 5142

NEW PREMISES  
NEW PREMISES  
NEW PREMISES 132 montague street  
telephone 25695

**CRAY**

CRAY OF WORTHING LTD

Warwickshire

**COVENTRY & DISTRICT CO-OPERATIVE SOCIETY LTD.**

HIGH FIDELITY SOUND EQUIPMENT TASTEFULLY DISPLAYED FOR YOUR "BROWSE AROUND" ENJOYMENT

All leading makes: Amplifiers, Control Equipment, Loud-speakers, Cabinets, Tuners, Microphones, Tape Recorders and Ancillary Items in stock or quickly obtainable.

Coventry & District Co-operative Society Ltd., High Fidelity Sound Section, Electrical Dept., First Floor, Central Premises, Corporation Street, Coventry. Tel. Coventry 24031-10 lines

*Colin G. Turner* M.I.P.R.E.

AUDIO & TAPE SALES & SERVICES

HIGHbury 4182

**FISHER, TRIO, B & O, LEAK, QUAD, ARMSTRONG, SONY, TRUVOX**

PERSONAL ATTENTION

39 YORK ROAD · KINGS HEATH

BIRMINGHAM · 14

Wiltshire

**SOUTHERN ENGLAND**

HI-FI AND TAPE RECORDER CENTRES

**J. F. SUTTON**

SALISBURY  
50 BLUE BOAR ROW

SOUTHAMPTON  
421 SHIRLEY ROAD

## — YOUR TAPE DEALER —

Yorkshire

### TAPE RECORDER CENTRE (HALIFAX)

Stock all the best Tape Recorders; Hi-Fi Equipment; Tape; L-P Records, etc.

DEMONSTRATIONS DAILY BY EXPERT STAFF  
2 years FREE SERVICE ON NEW RECORDERS over £35

30 King Cross Street, Halifax. 'phone 66832

Scotland

### Edinburgh's TAPE RECORDER specialist

Ferrograph—Grundig—Telefunken—Philips, etc.  
W. G. Graham, Assoc. Brit. I.R.E.

Tape to Disc Recording Service  
Agent for The Famous Heathkits.

### Hi-Fi Corner

1 Haddington Place,  
EDINBURGH.  
Phone WAV 7901

## — TAPE TO DISC SERVICES —

Members of the Association of Professional Recording Studios who can be relied on to give satisfaction

### MJB RECORDING AND TRANSCRIPTION SERVICE

Mono and stereo records: latest cutting methods—automatic vario-groove, feedback cutter heads, limiters and equalisers—techniques hitherto available only to the professional, facilitating high undistorted cutting levels and extended playing times even from amateur recordings. Booklet available.

40 QUEEN STREET, MAIDENHEAD, BERKS. (Tel. 25204)

TAPE RECORDERS - AUDIO EQUIPMENT - DISC CUTTING STD & LP FROM TAPE - STUDIO FACILITIES - HIRE SERVICE - SALES - EXCHANGES

### MAGNEGRAPH

1 Hanway Place, London, W.1.

Tel.: LAN 2156



STUDIO  
REPUBLIC  
Ltd.

professional  
recording services

CHURCH FARM, PINNER  
MIDDX. FIE 5555

for the best  
bargains read

THE  
**EXCHANGE  
& MART** 6<sup>d</sup>  
EVERY THURSDAY

Britain's bargain weekly

## CLASSIFIED ADVERTISEMENTS—STUDIO FACILITIES—continued

7in. 45 from 18/-, 10in. LP 42/-, 12in. LP 48/-. 3-day postal return service. High level disc cutters, Limiters, Equalisers, variable pitch etc. Professional work at provincial rates. 40ft. Studio. Trade terms available. S.a.e. leaflet to: Deroy, 52 Hest Bank Lane, Lancaster. H.B. 2444.

## TAPE EXCHANGES

"Thank you for all the wonderful delight WWTT has given me . . . I have already made six firm friends."—Joyce Bennett (WWTT1510). Join Worldwide Tapetalk, 35 The Gardens, Harrow. Particulars: 3d. stamp.

## MISCELLANEOUS

**Listen and Learn Recorded Tuition.** Tapes and Discs. Courses on Book-Keeping, Banking, Commerce, Economics, Law, Statistics, Shorthand, Good Speech and Foreign Languages. Free catalogues from Students Recordings Ltd. (Dept. TTR), 15 Devon Square, Newton Abbot, South Devon.

**Join the Camera Circle,** the new national Photographic Club. Free monthly magazine, Tape Postal Portfolio, competitions, special concessions for members only, organized activities, and many other benefits. Write now to Joan Wickes, F.I.I.P., F.R.P.S., F.R.S.A., Camera Circle, Dept. D, 19 Holborn Viaduct, London, E.C.1.

**Get Do It Yourself GARDENING ANNUAL 1966.** Top features include: Six pages of garden plans; Water for the garden; All about fences and gates; You can have a herb garden; Growing the best vegetables; Choosing a greenhouse and garden shed; What to do with unwanted trees and stumps; Fruit in the small garden; Go gay with dahlias; Gardens in bottles; Growing mushrooms at home; Things-to-make section, etc. 2/6 from newsagents or 3/5 (pp) from Link House, Dingwall Avenue, Croydon, Surrey.

## PERSONAL

**Learn While You Sleep.** Free booklet from: The Sleep Learning Association, 14 Belsize Crescent, Hampstead, N.W.3.

'Esperanto for Beginners' on tape. 25/-, 4 Tapes, Text book and 1 year's membership 'Esperanto Tapefriends'. "Hazelwood," Langshott, Horley, Surrey.

## ADVERTISERS' INDEX

A.E.G. (Great Britain) Ltd.	.. .. .	135
Ampex (G.B.) Ltd.	.. .. .	162
Bang-Olufsen U.K. Division	.. .. .	145, 174
B.A.S.F. United Kingdom Ltd.	.. .. .	outside back cover
Bosch Ltd.	.. .. .	141
Braddock, C., Ltd.	.. .. .	176
Brell Engineering Co. Ltd.	.. .. .	inside back cover
Brown, A., & Sons Ltd.	.. .. .	178
Brown, S. G., Ltd.	.. .. .	137
E.M.I. Electronics Ltd.	.. .. .	152
E.M.I. Tape Ltd.	.. .. .	146
Ferrograph Co. Ltd.	.. .. .	156
Francis of Streatham	.. .. .	174
Gramplan Reproducers Ltd.	.. .. .	168
Heathkit (Daystrom) Ltd.	.. .. .	136
K.J. Enterprises	.. .. .	176
Kodak Ltd.	.. .. .	140
Lee Electronics Ltd.	.. .. .	164
Mallory Batteries Ltd.	.. .. .	inside front cover
NuSound	.. .. .	142
Peto Scott Ltd.	.. .. .	148
Philips Electrical Ltd.	.. .. .	144
Psychology Tapes	.. .. .	164
Pullin Photographic Ltd.	.. .. .	138-139
Rapid Recording Ltd.	.. .. .	164
Recorder Co.	.. .. .	168
R.E.W. (Earlsfield) Ltd.	.. .. .	177
Sony U.K. Sales Division	.. .. .	178
Truvox Ltd.	.. .. .	143
Walker, N.	.. .. .	178
Westwood of Oxford	.. .. .	164

# STOP PRESS!

The outstanding new Brenell Hi-Fi TAPE LINK will be exhibited at the Audio Fair, built into a modern Hi-Fi cabinet together with other first class equipment. This will include AM/FM tuners, amplifiers, pre-amplifiers, record-playing equipment and the Brenell Hi-Fi Mono/Stereo Tape Link and matching deck. All other models will, of course, be demonstrated.



MARK 5  
SERIES 3



MARK 5  
TYPE M  
SERIES 3



STB2

**DON'T FORGET!**

**Booth**


**37**

**Demonstration Room**

**149**




## Tape Recorders



MARK 5  
SERIES 3 DECK

MONO/STEREO  
HI-FI TAPE LINK



*If you are unable to visit the Audio Fair please send this coupon for leaflets.*

To **BRENELL ENGINEERING CO. LTD.**  
231/5 Liverpool Road, London, N.1.

Please send me details of: (tick leaflets required)

- MONO TAPE RECORDERS     DECK  
 STEREO TAPE RECORDERS     TAPE LINK

NAME.....

ADDRESS.....

GD415



**BRENELL ENGINEERING  
CO. LIMITED**

231/5 Liverpool Road, London, N.1. Telephone: NORth 8271 (5 lines)



**The only catch about  
this new better-looking, longer-lasting  
library box from BASF is deliberate.**

(It goes click)



Inside the hard wearing Polystyrol case of the new BASF library box is a hard wearing Polystyrol catch.

Its sole function is to ensure that when the easy-swivel cassettes click tight, they stay tight. So your tapes stay in. And the dust stays out.

The new BASF library box is better-looking, harder wearing — and costs no more. It's solidly built to

give your valuable tapes greater protection, longer playing life than ever before. The new library box is available with either Long Play or Double Play tape in 5", 5½" and 7" spools. See it at your dealer's now. And for a ready reference to your collection ask him for the BASF Library Index, FREE.



—THE SYMBOL OF AUTHENTIC SOUND

**BASF CHEMICALS LIMITED** · 5a Gillespie Road, London, N.5 · Tel : CANonbury 2011

