


— INCORPORATING —  
"SOUND AND CINE"

# tape recorder

MARCH 1964

Vol. 6 No. 2


Price 2/-



- A MICROPHONE AND MONITOR AMPLIFIER
- SOLDERING
- TAPE RECORDER SERVICE - TELEFUNKEN MAGNETOPHON 85



this is  
the 'Kodak film'  
that listens ...



... and it plays back exactly what it hears. No more, no less. The uncanny trueness of Kodak Sound Recording Tape comes primarily from an oxide layer of consistent thickness, manufactured to a tolerance of 20-millionths of an inch. The emulsion coating technique is the same as that used in producing multi-layer emulsions for Kodak colour films, world-famous for their quality, uniformity, dependability. You like Kodak colour, and you'll like Kodak sound. Kodak Sound Recording Tape is available now at leading Kodak dealers. "Expose" a roll of it soon ... and listen.



**Kodak**

**SOUND RECORDING TAPE**

Kodak Limited,  
London.

# LISTEN

... this is the sound of

# SONY®

RESEARCH MAKES THE DIFFERENCE

## MODEL TC200


This is the new exciting complete 4 track stereophonic and monophonic tape recording and playback system having 2 entirely independent electrical channels in a compact carrying case beautifully styled in black and ivory. The case lid, when opened, separates into 2 complete full range speaker systems that may be placed apart for optimum stereo performance effect.

Other remarkable features include: Sound on sound recording; 2 VU meters with 2-way illumination; transistorized pre-amplifiers; individual level controls for each channel; tape counter; automatic tape lifter; pre-amp outputs; individual track selection; variable tone control; and smartly designed sensitive SONY F-96 dynamic microphones. Compact, lightweight, the TC200 is a new hit from SONY that will surely meet the most exacting demands of discerning listeners.

All this at **79 GNS** complete with every accessory

For a detailed specification of this fabulous recorder, write to the sole U.K. concessionaires

**TELLEX LIMITED**  
High Fidelity Division · Department GR,  
Gallows Corner · Romford · Essex





# introducing the **TRUVOX 90**



**R.92 2-track recorder  
R.94 4-track recorder  
Each 69 gns. (U.K. only)  
Complete with moving coil  
microphone and first-class  
reel of tape.**

## **A NEW THOROUGHbred SERIES FROM A FAMOUS BRITISH MARQUE**

Clinically professional in every line. Crisply precise in operation. Full and faithful in reproducing sound . . . this sums up the new Series 90—the finest yet from Truvox.

No concessions here to mass-market "styling". No fancy plastic moulding; no pretty-pretty cover fabrics. No "cosmetics" at all. Instead—clean, rugged and functionally austere, the new Truvox looks every inch what it is . . . a thoroughbred instrument for the enthusiast.

For the man who wants a *real* tape recorder; not a gilded toy on the one hand, nor a status symbol on the other.

Among the outstanding features of the Series 90 are:

- \* "Piano Key" operation.
- \* A cathode follower output.
- \* Recording level meter.
- \* Positive lock reel carriers.
- \* 4 digit counter— instant reset button.
- \* Hinged editing panel.
- \* 'No-tape' autostop.
- \* Mixing facilities.
- \* Superimposition.
- \* Forward facing Rola-Celestion loudspeaker.
- \* 3 tape speeds— $7\frac{1}{2}$   $3\frac{3}{4}$   $1\frac{7}{8}$  ips.
- \* 3 motor drive— Papst capstan motor.



**PD.93 2-track mono tape unit.  
PD.95 4-track mono tape unit.  
Each 59 gns. (U.K. only)**



**PD.97 2-track stereo tape unit.  
PD.99 4-track stereo tape unit.  
Each 79 gns. (U.K. only).**

These handsome self powered tape units, in superb Afrormosia plinths, polyester finished, provide an Ideal means of adding tape to the existing Hi-Fidelity system at a very economical price. They can be used with any amplifier at present available and be operated horizontally, vertically or any angle between.

To enable purchasers to make their own personal choice of microphone and tape, we do not supply these items with any tape unit.



# TAPE RECORDER

Editor - - - - - MILES HENSLAW  
 Editorial Offices - - - - 99 Mortimer Street, London, W.1  
 Telephone - - - - - MUSEum 3967 to 3969

## EDITORIAL

IS price maintenance good or bad? This is a question that several millions of people will have been discussing since the Government's deliberations last January. Before then, as a fairly safe guess, 50 per cent of these people never bothered about it. We discuss it here, and in the counterpart of this column in *Hi-Fi News*, because its abolition could have a special significance in a market where relatively complicated equipment is concerned.

In an attempt to answer our own opening question, *is it good or bad?*, we must admit that we find it difficult to separate the main issue from its many and complex side-issues; and we have little doubt that any attempt on the part of any Government to resolve the problems with complete integrity will be attended by the most painful hair-splitting and hair-tearing worries. Basically, of course, there can only be one broad answer in a truly competitive structure; namely, that there is no reason why any product should not be sold for any price that its makers or distributors care to ask. But that is where we leave the basic question. What is far more important for the customer—and he (or she) is the person who is supposed to expect the benefits of abolition—is that these benefits would be real and not diluted or undermined. To give only one example, and in the form of a question, would widespread price-cutting result in a new evil of still greater quality-cutting at the manufacturing end, in order to enable Brand X to show the same profits as Brand A? And that is where we leave the whole question, as a general issue, for journals better suited to deal with such matters. Our own concern is that of fixed prices—or otherwise—in the electronics world.

We have made much of "after-sales-service" in our two magazines. We have always recommended that our readers should buy their equipment from dealers who are prepared and fully qualified to service and repair them. On the "hi-fi" side of things we record the recent instance of a reader who bought a complete and expensive set-up which refused to work at all, as purchased. The dealer who sold it would not attend to it and, quite understandably, no other dealer would do so without payment. On the tape recorder side of things (only a week ago as we write this column) a reader asked our advice. He had bought a recorder at considerably less than "list price", rather than buy through a dealer, and found that it had a fault. He did not want to pay anything to have it fixed, but he felt that this new machine should at least work. Quite right—and very bad luck. But had both these readers dealt with shops which undertake to look after their customers and their purchases, neither would have had cause to complain.

### SUBSCRIPTION RATES

The Subscription rate to *The Tape Recorder* is 30s. per annum (within the British Isles) and 32s. 6d. per annum overseas (U.S.A. \$4.50). This includes a free copy of the annual index. The same rates apply to *Hi-Fi News*.  
*The Tape Recorder*, 99 Mortimer Street, London, W.1



MARCH - - - - - 1964  
 VOL. 6 - - - - - NO. 2

MEMBER OF THE  
 AUDIT BUREAU  
 OF CIRCULATIONS

## Contents

<b>The World of Tape</b> ... ..	55
<b>Our Readers Write</b> ... ..	81
<b>Tape Recorder Service</b> No. 27. Telefunken Magnetophon 85 By H. W. Hellyer ... ..	70
<b>The Next Spool</b> By Rafe Seabrook ... ..	63
<b>A Microphone and Monitor Amplifier</b> By A. Foord ... ..	56
<b>Tape Records Reviewed</b> ... ..	
<b>Soldering</b> ... ..	59
<b>Sound and Cine</b> By Richard Golding ... ..	61
<b>Details of New Products</b> ... ..	73
<b>Equipment Reviewed</b> ... ..	75
<b>Readers' Problems</b> ... ..	65
<b>Classified Advertisements</b> ... ..	83
<b>Advertisers' Index</b> ... ..	86

It costs money to equip and staff a service and repair department; and when a dealer with a reputation to guard feels that he wants to give good service, he must make enough profit from his business to meet these overheads. The wise customer *must* realise this and think ahead when he buys. If a free-for-all, competitive trading spree results from the abolition of price maintenance, and if we see the same tape recorder, or amplifier, or television set in three different windows in the same street, with three prices, the important question to ask before deciding how little or how much to pay should surely be: "*What is this really going to cost me?*" Dealer A may well say, "I wrap it up and it's all yours". Dealer B may say, "I will service it and keep it in order for you, free, for 18 months". Dealer C may offer alternatives, as for example, "At £30 it's all yours. At £32 10s. it is still my headache for 18 months".

We all know the maker's guarantee which undertakes to replace faulty parts but not to pay for their fitting, etc. A fan bracket on a car would thus be replaced by the makers at 30s. while the owner forked out £10 for repairs to the radiator which it punctured. In a free-for-all market, Dealer A might well request a signature on a form, clearing him of any liability outside that in the maker's guarantee. Dealer B might equally well offer a form, this time with his own signature, declaring his liabilities and his intentions to honour them.

In a sentence, abolition of fixed prices would almost certainly benefit the buyer of everyday purchases, but it could react the other way for customers who sought to gain by its attractions, without due thought for the morrow.

### COVER NOTE

THIS month, again, we feature the deck of the EMI TR90—probably one of the most popular and reliable professional tape recorders so far made. Many hundreds of them are in use all over the world, by broadcasting companies, film studios and disc manufacturers. This editorial photo shows the Ferrograph de-fluxer being used for a routine de-gaussing of the tape heads. We apologise for our omission to thank the BBC for the photo on our February cover.

# WORLD RECORD CLUB OFFERS YOU THE CHOICE OF ANY 3 PRE-RECORDED TAPES



**89** The one and only Dakota Staton sings If I Love Again, On Green Dolphin Street, Pick Yourself Up, Meet Me at No Special Place, etc.



**54** Tchaikovsky's last and greatest symphony, is here given a splendidly moving rendering by the Sinfonia of London conducted by Muir Mathieson. Also in stereo.



**58** The fabulous dynamic Duke Ellington himself in eight great numbers including Stomping at the Savoy, In the Mood and Honeysuckle Rose.



**14** Tchaikovsky Symphony No. 5, Sir Malcolm Sargent and LSO combine to give this famous symphony a dramatic and colourful rendering. Also in stereo.



**25** Ian Wallace, Joyce Blair and chorus. Some I enchanted Evening, I'm In Love With a Wonderful Guy and all the unforgettable songs from this great musical. Also in stereo.




**74** Superb Sarah Vaughan in ten great numbers. If I Loved You, Saturday, It's Delovely, You'll find me There, etc. Every one a hit.



**76** Unforgettable Art Tatum in person plays Tenderly, Body and Soul Without a Song, Begin the Beguine. 12 superb numbers from the greatest-ever jazz pianist.



**11** Dvorak Symphony No. 5 from The New World. Leopold Ludwig conducts the London Symphony Orchestra in a dramatic and moving performance. Also in stereo.



**69** The exquisite playing of the Virtuoso Ensemble matches the beauty of Schubert's celebrated Trout Quintet, which contains some of his most famous melodies.



**66** Lily of Laguna, Milord, Come Prima, Dance Every-one Dance, and 14 more played in characteristic manner by the Les Baxter Orchestra.



**44** Leopold Ludwig and LSO combine brilliantly in an exciting 'double', two of the world's greatest symphonies receive vivid new interpretations. Also in stereo.



**72** The magnificent Platters bring you Sixteen Tons, My Dream, Mystery of You, You'll Never, Never Know, One in a Million. 10 superb numbers.



**34** Stardust, How High the Moon, Nearness of You, 'Round Midnight, King David, eight numbers by the vibraphone genius, Lionel Hampton. Also in stereo.



**85** Beethoven's Emperor Concerto. A virtuoso performance by Yuri Boukoff with L'Orchestre des Concerts de Colonne under Pierre Dervaux. Also in stereo.



**53** These two suites, containing some of Bizet's most thrilling music are given magnificent performances by the Sinfonia of London under Muir Mathieson. Also in stereo.



**71** The smooth sound of the Nelson Riddle Orchestra in Touch of Your Lips, Body and Soul, The Tender Touch, As you Desire Me—11 favourites in all.



**2** Grieg Piano Concerto, Alexander Jenner in an electrifying performance with the Bavarian State Radio Orchestra conducted by Odd Gruner-Hegge.



**1** Tchaikovsky Swan Lake, John Hollingsworth conducts the Sinfonia of London in a great performance of this well-loved ballet music. Also in stereo.




**70** The Archduke Trio. Beethoven's inspiring masterpiece here receives a truly outstanding performance from the Lovelidge - Martin - Hooton Trio.



**45** Crazy Rhythm, Bijou, I cover the Waterfront, Northwest Passage, Blowin' Up a Storm, etc. The master clarinetist plays 12 numbers in great style. Also in stereo.



**32** Star cast and orchestra stage all the famous songs. Getting to Know You, Hello Young Lovers, I Whistle a Happy Tune, Shall We Dance, etc. Also in stereo.



**77** In the Mood, Bugle-Call Rag, Chattanooga Choo-Choo, Serenade in Blue. 9 original tracks by the immortal Glenn Miller and his band.



**49** Beethoven Fidelio Overture, Brahms St. Anthony variations, Mendelssohn Hebrides Overture, Wagner Siegfried Idyll. Superb interpretations. Also in stereo.



**31** Rimsky-Korsakov's Scheherazade, Sir Eugene Goossens conducts the LSO in a breathtaking performance of this rich and exotic masterpiece. Also in stereo.



**65** Our Love is Here to Stay, The Nearness of You, Gully, and nine more great hits, all with America's top vocal group, the fabulous Four Freshmen.



**91** Barbara Leigh with all-star cast and orchestra sing It's Never Too Late, I Could Be Happy, With You, We Said We Wouldn't Look Back, 12 in all. Also in stereo. Tape.



**63** Cuban Carnival, Yesterdays, Blues in My Heart, and eight more great numbers played by George Shearing with vocals by Dakota Staton.



**6** Kismet, Full cast production. Brand new arrangements. Star artists sing Stranger in Paradise, Baubles, Bangles Beads, This is my Beloved, etc. Tape.



**81** Some of Chopin's loveliest melodies magnificently played by world-famous pianist Fou Ts'ong—The Four Ballades, Nocturne in F Sharp Major, etc.



**13** Gershwin's Rhapsody in Blue and American in Paris, Pittsburgh Symphony Orchestra conducted by William Steinberg. Jesus Maria Sanroma, piano. Also in stereo.



# FOR ONLY 30/-

## THE GREATEST BREAKTHROUGH SINCE TAPE RECORDING!

Here is the greatest World Record Club introductory offer ever made . . . a unique offer never before matched by any record club or company anywhere in the world!

EVERY ONE OF WORLD RECORD CLUB'S UNRIVALLED RELEASES AS 12" LPs IS NOW AVAILABLE ON 3 3/4 ips TAPE!

Now you have the opportunity to play any WRC release on your tape recorder. Each of these 'tape records' runs at 3 3/4 ips, mono, on 5" spools and can be played on either 2 or 4 track recorders. New electronic techniques of tape-to-tape transfer give these 3 3/4 ips WRC pre-recorded tapes a standard of reproduction unattainable previously at less than 7 1/2 ips.

### WORLD RECORD CLUB 7-POINT PLAN MEANS BETTER LISTENING FOR YOU!

#### 1. AN UNPARALLELED INTRODUCTORY OFFER.

Choose now, any three of the superb 3 3/4 ips pre-recorded tapes shown here, for only 10/- each and number them on the attached coupon. (If you wish, of course, you can choose 12" LPs instead. Introductory discs and tapes are both the same price.) Please send no money until after you have received, played and approved them. We want you to prove to yourself, before paying, that our tapes are equal to the world's best.

#### 2. THE OPPORTUNITY TO BUILD A UNIQUE TAPE COLLECTION.

The WRC plan offers you an exciting and varied annual repertoire of more than 70 selected tape releases, covering classics, jazz, shows, ballet music, light music and 'pops'. Every one is a superlatively recorded 3 3/4 ips mono tape (or 12" LP—mono and stereo). Tapes are offered to you at the

privilege club price of 29/- (plus a small charge for post and packing—much less than you would pay elsewhere for recordings of anything like this quality.

Your only obligation, as a Club member, is to agree to buy four more tapes (or 12" LPs) during your year of membership. Beyond this, there is no subscription or membership fee.

#### 3. A PLANNED PROGRAMME.

Every World Record Club release is hand-picked by an independent panel of Britain's top musical authorities. The Countess of Harewood, Lord Montagu of Beaulieu, Sir Arthur Bliss, Richard Attenborough, Cyril Ornadel, Ray Ellington, Leon Goossens, Malcolm Arnold, Steve Race, John Hollingsworth, Antony Hopkins—and, as special adviser on tape, Miles Henslow.

#### 4. NEW CLUB MAGAZINE.

The new club magazine contains 48 pages, many in colour. Packed with fascinating features, information, competitions and special offers, it comes free to all WRC members.

#### 5. SPECIAL CONCERT PRICE CONCESSIONS.

Many concert halls and theatres throughout the country (including the Royal Festival Hall) allow special concession rates to club members for many performances.

#### 6. FREE BONUS TAPES.


The more you buy, the more you save! After fulfilling the minimum membership obligations, you earn another tape of your own choice free for every extra three you buy!

#### 7. EXCLUSIVE EXTRA RELEASES.

In addition to the regular monthly selections, the club offers members exclusive extra tapes at the standard Club price.

World Record Club is unique—the first and greatest Record and Tape Club in Britain, with the largest show catalogue (on tape and mono/stereo disc) in the world. No other method of tape—or record-buying offers you so many additional benefits, so much freedom and variety of choice, with no 'high-pressure' selling. And, of course, there are no subscriptions or membership fees of any kind.

Don't miss this great opportunity. Send off the coupon today, for your 3 introductory selections for only 30/-



... AND IF YOU OWN A  
STEREO TAPE RECORDER  
hear the fantastic reproduction of

## STEREO 21

THE NEWEST,  
TRUEST SOUND  
ON TAPE TODAY!

Revolutionary new STEREO 21 pre-recorded tapes (7 1/2 ips twin-track) are issued exclusively by World Record Club. But they are offered without membership commitments of any kind. The first list of all new STEREO 21 releases is now available. It features 30 superb stereophonic tapes ranging from Beethoven's Eroica with Josef Krips conducting the LSO, to a lavish full-cast production of Oklahoma.

As always, WRC prices present unparalleled value—all STEREO 21 releases cost either 50/- or 60/- depending on playing time (up to 50 minutes). STEREO 21 tapes are now obtainable through leading retailers or direct by post from World Record Club. Send for full catalogue now—STEREO 21 must be heard to be believed!

## 7-DAY FREE TRIAL OFFER—POST TODAY!

## STEREO 21 FREE BROCHURE

To WORLD RECORD CLUB (Dept. TRR 2)  
PARKBRIDGE HOUSE, RICHMOND, SURREY.

SEND NO MONEY NOW

3 3/4 ips pre-recorded tapes	12" LPs
------------------------------------	---------

Tick what you want

Please send me, without obligation, on 7-day free trial, the three selections indicated. (Your 3 selections must be either all tape or all disc.) If satisfied, I will pay you 30/- plus 3/- postage, packing and insurance. Only at that stage may you enrol me as a full member of World Record Club, entitled to all the benefits described. My only obligation as a member would be to agree to purchase 4 more top quality 3 3/4 ips tapes over the next year at the special club price of 29/- each (or 12" LPs at 26/6) plus a small charge for post and packing. If I am not completely satisfied with my 3 selections, I will return them to you within 7 days, in good condition, and owe you nothing.

Signed.....  
this offer applies in Gt. Britain and N. Ireland only.

MY 3-SELECTION  
'PACKAGE' COMPRISES  
Choice No. 1 Choice No. 2 Choice No. 3



(place tape/disc key numbers only in the circles)

Tick here if stereo 12" LPs are required where available

Mr/Mrs/Miss .....  
(BLOCK CAPITALS PLEASE)

ADDRESS .....

To WORLD RECORD CLUB (Dept. TRR 2)  
Box 11 PARKBRIDGE HOUSE, RICHMOND, SURREY.

Please send me your free colour brochure, showing the full range of your new STEREO 21 releases.

NAME .....

ADDRESS .....



**Agfa** high definition  
RECORDING TAPES

are now available in  
beautiful, permanent, easy-access  
**LIBRARY CASSETTES\***

(5", 5 $\frac{3}{4}$ ", and 7" spools: P.E. 31 Long play,  
P.E. 41 Double play and P.E. 65 Triple play)

\*If not obtainable from your  
local dealer, please write to  
**AGFA LTD Deer Park Road Wimbledon SW19**  
giving his name and address.



# AUDIO FAIR EXHIBITORS

	Booth	Room	Lounge	Office	Trade Name
Richard Allan Radio Ltd. . . . .	39	120	—	—	ALLAN
Akai Electrical Co. Ltd. . . . .	47	412	—	—	AKAI
Ampex Great Britain Ltd. . . . .	17	247	—	—	AMPEX
Akustische und Kine-Gerate G.m.b.H. . . . .	46	204	—	240	AKG
Armstrong Audio Ltd. . . . .	19	404	—	441	ARMSTRONG
Agfa Ltd. . . . .	2	114	—	124	AGFA
Amateur Tape Recording Magazine . . . . .	34	—	—	—	AMATEUR TAPE REC. MAG.
The Acoustical Mfg. Co. Ltd. . . . .	58	422	—	423	( UAD
B.A.S.F. Chemicals Ltd. . . . .	22	320	—	326	B.A.S.F.
Boosey & Hawkes . . . . .	56	420	—	—	JORDAN-WATTS
Brenell Engineering Co. Ltd. . . . .	28	342	—	341	BRENELL
Braun Electric International . . . . .	9	214	—	216	BRAUN
S. G. Brown Ltd. . . . .	27	421	—	426	BROWN
Butoba Schwarzwaldler . . . . .	68	234	—	241	BUTOBA
Beyer Electrotechnische Fabrik . . . . .	36	415	—	—	BEYER
Clarke & Smith Manufacturing Ltd. . . . .	24	321	—	324	CLARKE & SMITH
Chapman Ultrasonics Ltd. . . . .	70	448	—	462	CHAPMAN
Clairtone Sound Corp. of Canada . . . . .	7	215	—	—	CLAIRTONE
A. R. Sugden & Co. Ltd. . . . .	25	242	—	243	CONNOSEUR
The Decca Record Co. Ltd. . . . .	65	236	—	—	DECCA
Decca Radio & T.V. Co. Ltd. . . . .	66	235	—	205	DECCA
Design Furniture Ltd. . . . .	59	117	—	—	DESIGN FURNITURE
E.M.I. Tape Ltd. . . . .	63	322	—	323	E.M.I.
Elcom (Northampton) Ltd. . . . .	60	213	—	—	ELCOM
Electroimpex of Hungary . . . . .	61	113	—	—	QUALITON
Fane Acoustics Ltd. . . . .	19a	221	—	—	FANE
Fi-Cord International Ltd. . . . .	37	414	—	416	FI-CORD
The Ferrograph Co. Ltd. . . . .	67	337	—	339	FERROGRAPH
Federation of British Tape Rec. Clubs . . . . .	—	—	154	—	FED. OF BRIT. T/R CLUBS
Grampian Reproducers Ltd. . . . .	32	237	—	239	GRAMPIAN
G.K.D. Ltd. . . . .	45	319	—	—	G.K.D.
The Goldring Mfg. Co. Ltd. . . . .	20	118	—	123	GOLDRING
Garrard Engineering Co. Ltd. . . . .	29	145	—	162	GARRARD
General Gramophone Publications . . . . .	—	—	244	—	THE GRAMOPHONE
Gavaert Photo-Production N.V. . . . .	6	—	—	—	GEVAERT
Goodmans Industries Ltd. . . . .	31	347	—	363	GOODMANS
Grundig (G.B.) Ltd. . . . .	35	147	—	148	GRUNDIG
Hansom Books Ltd. . . . .	1	—	—	—	RECORDS & RECORDING
Hanover Press Ltd. . . . .	—	—	344	—	AUDIO RECORD REVIEW
Miles Henslow Publications Ltd. . . . .	72	—	—	—	HI-FI NEWS
Iliffe Electrical Publications Ltd. . . . .	1	—	—	—	TAPE RECORDER
Instrumatic Ltd. . . . .	33	158	—	—	WIRELESS & ELECTRICAL TRADER
Kodak Ltd. . . . .	49	312	—	327	WIRELESS WORLD
K.E.F. Electronics Ltd. . . . .	38	212	—	224	INSTRUMATIC
Kelly Acoustics Ltd. . . . .	—	—	232, 233	—	KODAK
Loewe-Opta A.G. . . . .	10	413	—	—	KEF
J. B. Lansing Sound Inc. . . . .	21	112	—	—	KELLY
The Lowther Mfg. Co. Ltd. . . . .	12	411	—	409	LOEWE-OPTA
The Long Playing Record Library . . . . .	—	—	153	—	LANSING
Lustraphone Ltd. . . . .	4	220	—	—	LOWTHER
H. J. Leak & Co. Ltd. . . . .	64	334	—	—	L/P RECORD LIBRARY
Luxor Industri Aktiebolag . . . . .	30	218	—	225	I. LUSTRAPHONE
Minnesota Mining & Mfg. Co. . . . .	35	349	—	—	LEAK
M.S.S. Recording Co. Ltd. . . . .	51	217	—	—	I. LUXOR
Metrosound Ltd. . . . .	4a	335	—	—	SCOTCH
Mullard Ltd. . . . .	50	211	—	209	M.S.S.
Ortofon A/S . . . . .	2a	336	—	—	METRO-SOUND
Philips Electrical Ltd. . . . .	54	111	—	109	MULLARD
Peto Scott Electrical Instruments Ltd. . . . .	—	—	152	—	ORTOFON
Pye Ltd. . . . .	13	318	—	325	PHILIPS
Pioneer Electronic Corp. . . . .	16	314	—	—	PETO SCOTT
Planet Projects Ltd. . . . .	57	418	—	425	PYE
Rola-Celestion Ltd. . . . .	8	149	—	150	PIONEER
Radford Electronics Ltd. . . . .	11	417	—	424	PLANET
Record Housing . . . . .	52	302	—	301	CELESTION
Reslosound Ltd. . . . .	71	—	—	—	RADFORD
Rogers Developments Ltd. . . . .	43	449	—	450	RECORD HOUSING
Revox-Studer . . . . .	15	315	—	316	RESLOSOUND
Shure Electronics Ltd. . . . .	48	249	—	251, 250	ROGERS
					REVOX
					SHURE

### The OKI FT 2020

THE OKI FT 2020 is the first full-size recorder to be introduced by the OKI Electrical Industry of Japan. Nevertheless, it is perhaps the most fascinating machine ever to "come out of the East". The fact that the company manufacture telephone and industrial radio equipment, as well as computers and radar apparatus, may well be responsible for their perfectionist approach to tape recording.

The FT 2020 incorporates 47 transistors and 26 diodes, some of which are employed as switching devices, with the result that the "piano-key" controls which operate the tape-transport functions, glide into action without the force so often required on contemporary machines. This is not unusual, but the ingenious part of the FT 2020 is that no relays or solenoids are used in any section of the machine. These have been replaced by flip-flops (one shot multi and diode gates). The switching system is completely foolproof and "running up the keyboard" or depressing "chords" causes the machine to stop altogether until the user "regains his sanity".

The recording system is 1-track stereo, and separate record and playback heads permit off-the-tape monitoring and echo. Facilities for inter-track transcription ("sound on sound"), make the machine even more versatile. The manufacturers state the wow and flutter figures to be 0.15% and 0.25% at 7½ and 3¾ i/s respectively, but an American review recently reported obtaining figures of 0.035% at the faster speed.

A claimed frequency response of 30 c/s to 20 Kc/s at 7½ i/s, and 30 c/s to 15 Kc/s at 3¾ i/s, both ±3 dB, with a distortion figure of 1%, and a signal/noise ratio of 50 dB—should satisfy even the most critical hi-fi fan. The maximum output power is 10W per channel.

Three inputs are provided for each channel: radio, 250 K; auxiliary, 500 K; and microphone, 10 K. The two Vu-meters are designed to withstand a ten-times overload.

We understand that the FT 2020 may become available in Britain during 1964 but do not have any information as to its price. **Manufacturer: OKI Electric Ltd., 10 Shiba Kotohira-Cho, Minato-Ku, Tokyo.**

### New Address

THE distributors of the *Microkit* condenser microphone (reviewed in our December issue) have moved to: 4 Manchester Street, London, W.1. (Telephone: HUNter 2353).

### Grundig Centre at Norwich

NORVIC T.V. and Electrical Limited, Grundig dealers in Norwich, have announced plans to convert one of their two branches into a store specialising in Grundig equipment.

The new centre will be based on the décor of Grundig's London showrooms at Orchard Street, W.1.

### Philips Appoint New Sales Manager

PHILIPS Electrical Limited have appointed a new General Sales Manager, Ronald H. Pengally, to succeed A. L. Sutherland, who is now the company's commercial director.

Mr. Pengally's former position, as Director of Cossor Radio and Television Ltd., has been taken over by David Holmes, who has been with the company for twelve years.

# WORLD OF TAPE



### BSRA Discuss Tape Quality

MAGNETIC tape was the subject of a BSRA meeting last January, which began with a lecture on specifications and performance, by Graham Balmain, of MSS Recording Company. After an examination of tape parameters, it was explained that several facts given in advertisements were of little interest to the domestic user. In particular, changes in sensitivity of several dB, over 30 seconds of music, were found to be inaudible to an audience during one of the demonstrations.

Mr. Balmain was joined later by P. T. Hobson (3M's), R. J. Munday (EMI Tape Ltd.), F. Livingstone Hogg (Livingstone Laboratories) and R. L. West (Northern Polytechnic), to discuss questions on recording, submitted by BSRA members. The panel were all agreed that there is no "ideal tape" and users should experiment with various brands and stick to the one that gives best results on their machine.


### ... given away with every TK6

IN order to boost sales for their new battery portable recorder, the TK6, Grundig announced that they are giving away a tape record with every machine sold. The tape contains twelve EMI recordings, giving 40 minutes playing time at 3¾ i/s. Popular, traditional jazz, light and classical music make the tape suitable for all tastes. **Manufacturer: Grundig (Great Britain) Ltd., 40 Newlands Park, Sydenham, London, S.E.26.**

Standard Telephones & Cables Ltd.	..	..	..	3	—	—	—	S.T.C.
S.M.E. Ltd.	..	..	..	44	—	—	—	S.M.E.
Sherwood Electronic Laboratories	..	..	..	42	122	—	—	SHERWOOD
Stuzzi Radiotechnischer Betrieb	..	..	..	14	115	—	116	STUZZI
Sony Corporation of Tokyo	..	..	..	73	311	—	309	SONY
Tannoy Products Ltd.	..	..	..	23	447	—	446, 463	TANNOY
Tandbergs Radiofabrikk A/S	..	..	..	69	248	—	262	TANDBERG
Tape Recording Magazine	..	..	..	—	—	346	—	TAPE RECORDING MAGAZINE
Trio Corporation of Japan	..	..	..	62	121	—	—	TRIO
Truvox Ltd.	..	..	..	41	442	—	—	TRUVOX
Telefunken G.m.b.H.	..	..	..	5	402	—	401	TELEFUNKEN
Thorens S.A.	..	..	..	3a	—	—	—	THORENS
Vitavox Ltd.	..	..	..	18	348	—	362	VITAVOX
Vortexion Ltd.	..	..	..	74	202	—	201	VORTEXION
Whiteley Electrical Radio Co.	..	..	..	26	304	—	305	WHITELEY
K. H. Williams & Co. Ltd.	..	..	..	—	—	246	—	WILLIMAN
The Wilson Stereo Library Ltd.	..	..	..	—	—	155	—	WILSON STEREO LIBRARY
Wharfedale Wireless Works Ltd.	..	..	..	53	222	—	223	WHARFEDALE
Worden Audio Developments Ltd.	..	..	..	—	—	—	313	WORDEN
Zonal Film Ltd.	..	..	..	40	—	—	—	ZONAL



# A MICROPHONE AND MONITOR AMPLIFIER



A SHORT while ago I wanted to record bird songs on a tape recorder, but found that even when using a parabolic reflector to direct sound into a microphone the output was insufficient to load the tape recorder fully. The need for a single stage pre-amplifier was apparent. At the same time I felt that it would be an excellent idea to monitor the microphone output so that I would be able to determine when the reflector was correctly directed, and when I wished to record. An additional three-stage amplifier was therefore incorporated to drive a pair of headphones; a block diagram of the complete unit is shown in fig. 1.

## The Microphone Pre-Amplifier

The single-stage microphone pre-amplifier is shown in fig. 2. This is a conventional common-emitter stage, except for the method of gain

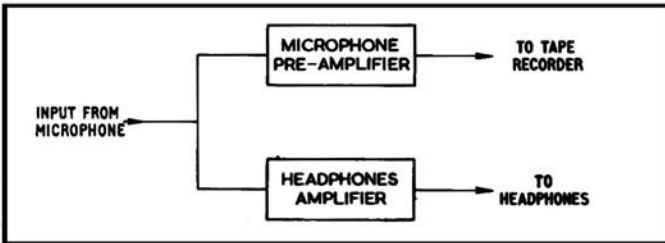


Fig. 1: A block diagram of the complete unit.

Fig. 4: The circuit of the headphones amplifier.

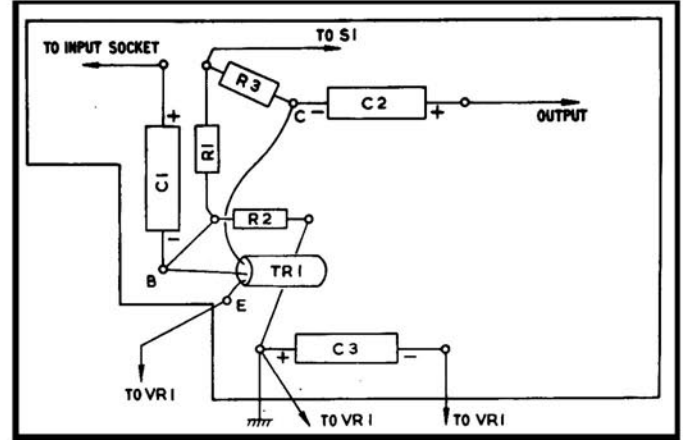


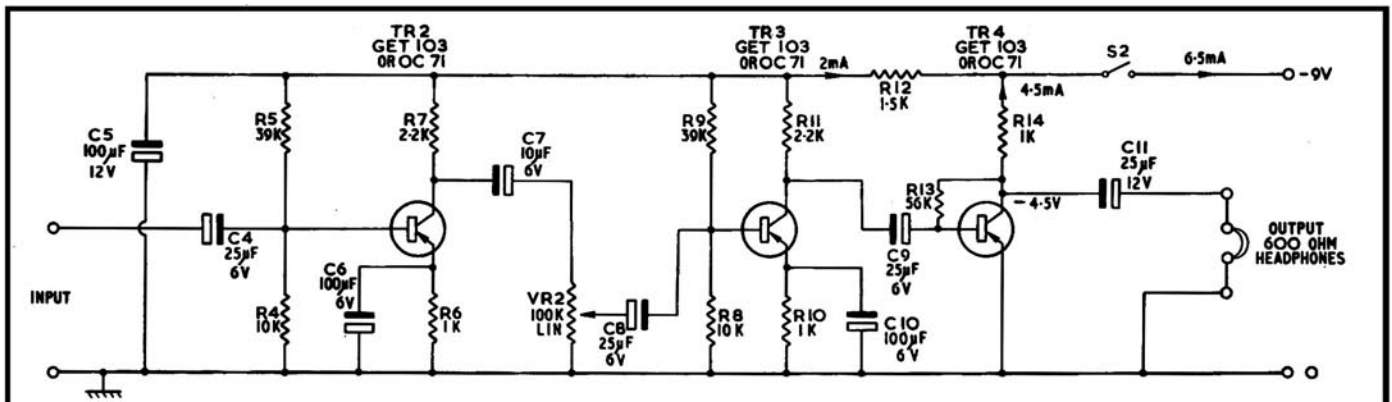
Fig. 3: The layout of the microphone pre-amplifier.


control used. This deserves some explanation. When VR1 is adjusted so that C3 is connected directly to the emitter of TR1 the circuit operates as a normal common-emitter stage. When C3 is connected to the earthy end of VR1, there is an appreciable amount of negative feedback applied to the stage, since VR1 is common to both the input and the output circuits. VR1 thus gives control over gain. In practice, although a linear potentiometer is used for VR1, the effect of the control is approximately the same as a normal control of the logarithmic type. The construction of the pre-amplifier will depend greatly on the actual components used by the constructor, but fig. 3 shows my own layout, and is given as a guide.

The maximum voltage gain is 18 times (this is given with C3 connected to the emitter end of VR1). The minimum gain cannot be reduced to zero, but this is not a disadvantage since the pre-amplifier is only used to boost a weak signal and will therefore not be used at a gain of less than one. These figures apply to a 600 ohm source-impedance and a 600 ohm load. This section of the unit consumes 1 mA.

## The Headphone Amplifier

The circuit of the headphone amplifier is shown in fig. 4. Again, this is a standard arrangement except for the volume control circuit. Here a linear control is used, but the heavy loading presented by the next stage ensures that the control is virtually logarithmic in effect. The output stage TR4 requires some comment. R13 gives some negative feedback at audio frequencies, and also sets the bias current. The value given for R13 should be adjusted, if necessary, until TR4's collector





current is 4.5 mA. This sets TR<sub>4</sub>'s collector to -4.5V and allows the maximum voltage swing here. The layout used is shown in fig. 5.

The unit gives a maximum voltage gain of 3,000 times. That is, an input of 0.7 mV gives an output of 2.1V. These figures apply to a source-impedance of 600 ohms and a load of 600 ohms. Although headphones of approximately 600 ohms are recommended, the unit will fully load headphones of a wide variety of impedances.

The current consumed by the headphone amplifier section of the unit is 6.5 mA. This is split up in the following manner: TR<sub>2</sub> and TR<sub>3</sub> each consume 1 mA, while TR<sub>4</sub> consumes 4.5 mA.

**Constructed in Two Layers**

The layout of the complete unit is shown in fig. 6. The unit was built into a two-ounce tobacco tin, in two layers, one above the other.

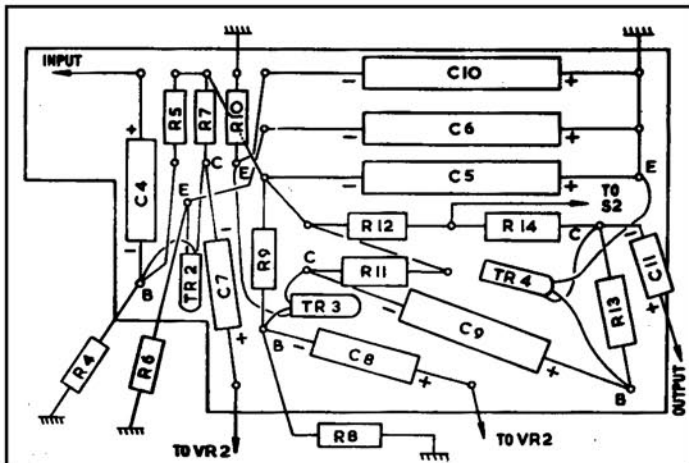


Fig. 5: The layout of the headphones amplifier.

One Paxolin tagboard held the microphone pre-amplifier while another held the headphone amplifier. The complete unit consumed 7.5 mA at 9V. Although it was designed for use with a microphone of 600 ohms impedance, it will work satisfactorily from microphones of any impedance less than about 3 K. The microphone pre-amplifier will feed into any load greater than about 500 ohms. The gain will be slightly greater for loads higher than the quoted 600 ohms; the pre-amplifier is thus suitable for most tape recorders, including those designed for high-impedance inputs. The advantage in using a microphone pre-

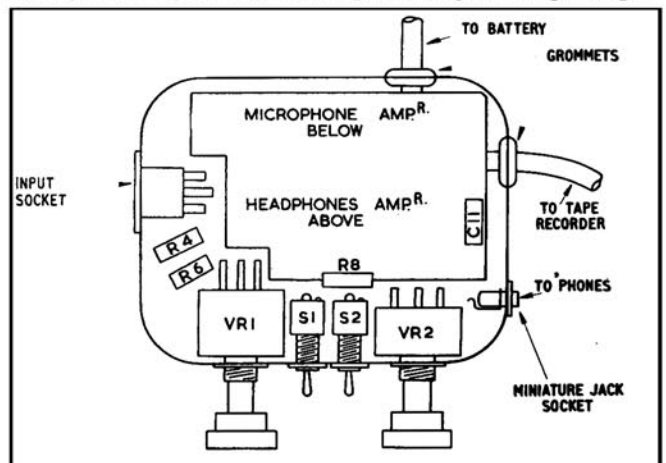


Fig. 6: General layout of the complete unit. (Continued overleaf)



# AGFA TAPE!

Special Bulk Purchase of 10,000 Rolls of AGFA Tape, originally intended for a special order, enables us to offer this tape at greatly reduced prices.

This is NOT reject Tape neither is it spliced, it is, in fact, normal Tape and as such has leader and stop foil both ends. Completely sealed in a Polythene bag and **FULLY GUARANTEED**

	Normal Price	Our Price
7" 1,800ft. PE31	£2 10 0	35/-
5½" 1,200ft. PE31	1 15 0	25/-
5" 900ft. PE31	1 8 0	17/6
7" 1,200ft.		19/6

(Normally only available to recorder manufacturers)

Post & Packing 6d. per Reel, 3 or more no extra charge.

★ AGFA  
★ TAPES  
★

Are Pre-Stressed for Strength. Unaffected by Heat or Moisture. Take overloading without affecting quality of Recording. Specially Polished for Minimum Head Wear.

**DON'T DELAY! SEND TODAY!**

**J. J. FRANCIS (Wood Green) LTD.**

123, ALEXANDRA ROAD  
HORNSEY, N.8  
Bowes Park 1662

## A MICROPHONE AND MONITOR AMPLIFIER

amplifier with a low impedance is that it allows long leads to be used between the microphone/pre-amplifier and the tape recorder.

Note: All resistors in the following lists may be either ¼W or ½W.

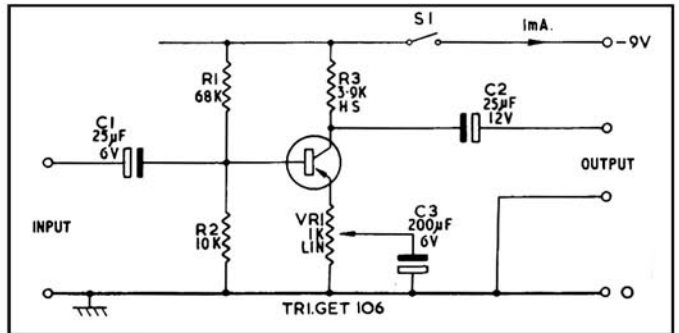


Fig. 2: The circuit of the microphone pre-amplifier.

**Components Specifications for Microphone Pre-Amplifier.**

**Resistors:** R1, 68 K; R2, 10 K; R3, 3.9 K 10<sup>0</sup>. High Stability.  
**Capacitors:** C1, 25 mF, 6V; C2, 25 mF, 12V; C3, 200 mF, 6V.  
**Other components:** VR1, 1 K linear potentiometer; S1, On/off switch.  
**Transistor:** TR1, GET 106.

**Component Specifications for Headphones Amplifier.**

**Resistors:** R4, 10 K; R5, 39 K; R6, 1 K; R7, 2.2 K; R8, 10 K; R9, 39 K; R10, 1 K; R11, 2.2 K; R12, 1.5 K; R13, 56 K; R14, 1 K.  
**Capacitors:** C4, 25 mF, 6V; C5, 100 mF 12V; C6, 100 mF, 6V; C7, 10 mF, 6V; C8, 25 mF, 6V; C9, 25 mF, 6V; C10, 100 mF, 6V; C11, 25 mF, 12V.  
**Transistors:** TR2, GET 103 or OC71; TR3, GET 103 or OC71; TR4, GET 103 or OC72.

**Other components:** VR2, 100 K linear potentiometer; S2, On/off switch; Headphones, approximately 600 ohms impedance; Miniature jack plug and socket; 9V battery; Input socket.

## DO YOU SPLICE TAPE?



## HOW TO SPLICE TAPE

★ If you use tape, sooner or later you will need to know how to splice tape—how to repair simple or complicated breaks—how to edit your material—how to cut out words or syllables, etc. All this is described in this well-illustrated booklet, in which stage-by-stage photos and text provide the complete answer to professional tape splicing.

Price 2/6 . . . Postage paid

**THE TAPE RECORDER**  
99 Mortimer Street, London, W.1



# TAPE RECORDS REVIEWED

WE have six tapes again this month, chosen to cover a wide range of musical tastes. Modern "pops", jazz, classical "pops", some unusual Handel, and arrangements of English folk songs make up the list, five mono at 3 3/4 i/s and one 7 1/2 i/s stereo.

Popular musicians come and go, and though the Beatles are all the rage today, only a couple of years ago the Shadows were at the top. To be fair, though, the Beatles are at their most popular as a vocal group, whereas the Shadows excelled instrumentally. Some of their instrumental skill is shown to great effect on a tape called, simply, *The Shadows* (Columbia TA-33SX 1374). This carries 14 popular pieces played in the inimitable Shadow fashion, which seems to make the most of this sort of electric-guitar/percussion combination. The recording is clear and fresh, and though one or two vocal pieces are included we feel that the level of entertainment is much higher when mouths are closed and hands are working. The Shadows' style is appropriately sentimental in places and their rhythms and turns of instrumental phrase are quite infectious at times.

\* \* \*

Another popular musician who is always stylish and engaging—this time in the jazz field—is Lionel Hampton, who is supported by 15 fellow jazz-men on *Hampton Hits*, a selection of eight arrangements recorded at public performances and issued on WRC TTP152. Hampton sticks to his beloved vibraphone through most of this tape, though once he goes to the piano.

The atmosphere of a public jazz event comes over very well on this tape, particularly at the beginning of *How High the Moon*, where Lionel's musical wit and his reaction to (and involvement of) the audience is well caught. Hampton is clearly a great jazz musician who always produces beguiling sounds whatever the style of the piece he is playing. The recording of the other players is a little dim, but the vibraphone always rings out like a perfect bell.

\* \* \*

More jazz, but in a different modern idiom, is found on *Saga* STG 8046. This is called *Lucky Thompson Jazz Session*, with Thompson himself on tenor sax, Jimmy Hamilton (clarinet), Billy Taylor (piano), Oscar Pettiford (bass) and Osie Johnson (drums). This is a group of very skilled performers doing their technical utmost with five extended pieces, but it is hard to feel that any of it is anything more than very inconsequential. Though Thompson is the key figure—and he is good—the contributions of drums and bass are rather effective in a restrained sort of way. Clearly a tape for fans.

\* \* \*

Fans of a different sort will enjoy listening to Tchaikovsky's *1812 Overture* in stereo (4-track) on Crown ST131 (available from Teletape). This features the Hamburg Philharmonic Orchestra under Karl Jergens, and included for good measure is the *Warsaw Concerto*. The *1812* opens beautifully, though the promise of the opening is not quite fulfilled in the middle sections; however, the performance is generally satisfactory and leads to a good rousing climax. In addition to a shift

to the left, needed because of a deliberately recorded imbalance (Heaven knows why they do this in the States), the bass and extreme treble need cutting when the tape is reproduced on wide-range equipment, and such gear shows up a few other recording limitations. But on small portable stereo machines with detachable speakers the recorded balance seems to make up for the replay limitations, so perhaps the recording was made with these in mind.

Richard Addinsell's *Warsaw Concerto* (composed for the film "Dangerous Moonlight"), receives a rather dim performance—but then it is rather dim music when heard detached by so many years from its wartime associations. The pianist is not named.

\* \* \*

Handel's *Royal Fireworks Music* was composed for a public occasion in 1749, and at the request of the King it was scored for wind and percussion only as befitted an outdoor event. However, the version usually heard, includes string parts, so it is interesting to have a performance using approximately the same instrumental forces as at the first playing. The Jean-Francois Paillard Ensemble provide this on WRC TT270, and very "military" it sounds, with powerful trumpets and percussion.

On this same tape are performances of Handel's *Double Concerto No. 27 in B flat major*, and the *Oboe Concerto No. 10 in G minor* (with Pierre Pierlot, oboe). Strings return to their rightful place in these two works, the first of which employs a string orchestra and two wind groups, and the second using the oboe against a string background.

It is very interesting to hear what this French group makes of Handel's music, especially as it has achieved some fame in France for this sort of thing. On the whole we feel that the Handelian tradition is better perpetuated by English players, as much of the music's natural lilt seems to be missed by the Paillard Ensemble—but we may be right off the mark as other critics have reacted differently. This WRC tape was received very recently and it included the little printed programme-note insert for which we appealed a couple of months ago; we now learn that all WRC tapes will include these in future. This is a step towards the proper presentation of tape records which we welcome most heartily.

\* \* \*

Also with comprehensive notes is our last tape, *English Folk Songs*, arrangements by Ralph Vaughan Williams on WRC TCM46. RVW was a great collector of folk songs, and in the early years of the century he noted down many as sung by the last survivors of an earlier age. About a dozen settings for various soloists or chorus are included, together with six studies for viola and piano based on English folk songs. Performances are by the Purcell Singers under Imogen Holst, with Rosamond Strode (soprano), Patrick Shuldham Shaw (baritone), Jean Stewart (viola) and Daphne Ibbott (piano).

There is much of great beauty on this tape, and after listening to these lovely old tunes one begins to grasp something of the rich musical background from which Vaughan Williams received inspiration for much of his symphonic music. Beneath those flowing pastoral slow movements is an undercurrent of ancient tradition.



**For highest  
quality equipment**



**at lowest  
possible prices**

**HI-FI FM TUNER, Model FM-4U**

Available in two units which for your convenience are sold separately: Tuning unit (FMT-4U—£2 15s. 0d. incl. P.T.), despatched wired and tested, and I.F. amplifier (FMA-4U—£12 6s.). Printed-circuit for I.F. amplifier and ratio detector. Built-in power supply: 7 valves. Tuning range 88-108 Mc/s. (illustrated bottom right). Total price £15 1s. 0d.

**HI-FI AM/FM TUNER, Model AFM-1**

Also available in two units as above: Tuning heart (AFM-11—£4 13s. 6d. incl. P.T.) and I.F. amplifier (AFM-A1—£20 13s.). Printed circuit board: 8 valves; consecutive FM limiting and ratio detector. Tuning range FM: 88-108 Mc/s; AM: 16-50, 200-550, 900-2,000m. Switched wide and narrow AM bandwidth. Built-in power supply. Total price £25 6s. 0d.

**NEW: GUITAR/P.A. AMPLIFIER**

Model PA-1. 50 watts r.m.s., 100 W pk. output, 4 inputs for guitars, mic., record player etc. Many features incl: 2 heavy duty speakers. Vol. indicator, variable tremolo, 2 channels. Full specification sent on request. Available now: £54 15s. 0d.

**NEW! "OXFORD" DELUXE TRANSISTOR  
DUAL-WAVE PORTABLE RECEIVER  
Model UXR-2**

Ideal for use in the home, car or as a personal portable receiver. Features:—Solid leather case; Slide-rule tuning scale. Printed circuit board: 7 transistors; 3 diodes. 7" x 4" Loudspeaker. Full details available on request. £14 18s. 0d. incl. P.T.

**Tape Recording and Replay Hi-Fi Amplifiers  
Models TA-IM (Mono) and TA-IS (Stereo)**

For use with most tape decks. Thermometer type recording indicators, press-button speed compensation and input selection. 3-position bias level and printed circuit construction.

TA-IM	£19 2s. 6d.
TA-IM and Collaro "STUDIO"	£30 10s. 0d.
TA-IM and TRUVOX D83/2	£47 2s. 6d.
TA-IM and TRUVOX D83/4	£45 5s. 0d.
TA-IS (illustration Centre)	£24 10s. 0d.
TA-IS and TRUVOX D83/2	£52 6s. 0d.
TA-IS and TRUVOX D83/4	£50 9s. 6d.

**A WHOLE RANGE OF PACKAGED DEALS (INCLUDING "CONNOISSEUR CRAFTSMAN" TURNTABLE AND DECCA ffs PICK-UP) NOW AVAILABLE TO SAVE YOU FURTHER MONEY.**

**HI-FI EQUIPMENT CABINETS**

A range of over a dozen equipment cabinets is now available to meet the differing needs of enthusiasts.

Designed for maximum operating convenience or for where room space is an over-riding consideration, this range includes kits, accurately machined for ease of assembly and "left in the white" for finish to personal taste, ready assembled cabinets or assembled and fully finished cabinets, and has at least one model to meet your requirements. Why not send for full details?

Prices from £6 19s. 6d.—£29 8s. 0d.

**ALL BRITISH MODELS AVAILABLE  
ASSEMBLED.**

**PRICES ON REQUEST.**

Deferred terms on orders over £10.



"Malvern"



MFS


**COTSWOLD HI-FI SPEAKER SYSTEM**

This is an acoustically designed enclosure 26" x 23" x 14 1/2" housing a 12" bass speaker with 2" speech coil, elliptical middle speaker, together with a pressure unit to cover the full frequency range of 30-20,000 c/s. Capable of doing justice to the finest programme source, its polar distribution makes it ideal for really Hi-Fi Stereo. Delivered complete with speakers, cross-over unit, level control, Tygan grille cloth, etc. All parts pre-cut and drilled for ease of assembly and left "in the white" veneered for finish to personal taste.

**"COTSWOLD" MFS SYSTEM**

Similar performance to standard "Cotswold" but designed for the smaller room. Size 36" high x 16 1/2" wide x 14 1/2" deep. Either model. £25 4s. 0d.

Here are some other easy-to-build Heathkit Models for you



**MONO CONTROL UNIT Model UMC-1.** Designed to operate with the MA-12 or any amplifier requiring 0.25v or less for full output. Suitable for cabinet mounting or free standing. Size 10" x 7" x 4". Available shortly. £8 12s. 6d.

**DELUXE 6 WATT STEREO AMPLIFIER Model S-33H.** A stereo/mono amplifier with the high sensitivity necessary for light-weight ceramic pickups (e.g. Decca Deram). Deluxe version of the S-33. £15 17s. 6d.

**HI-FI STEREO 6 WATT AMPLIFIER Model S-33.** Attractively styled, completely self-contained. Printed circuit makes it easy to build. Only 0.3% distortion at 2 1/2 W/chal. U/I output, ganged controls. £13 7s. 6d.

**HI-FI MONAURAL AMPLIFIER Model MA5.** An ideal general-purpose reasonably priced mono amplifier. 5 watts output at only 0.5% distortion, has inputs for Gram, Radio. Printed circuit board. Size 11" x 6 3/4" x 4 3/4" high. £10 19s. 6d.

**HI-FI SPEAKER SYSTEM Model SSU-1.** This kit is easily assembled. It contains twin speakers and balance control in its direct ducted port reflex cabinet. It is equally suitable for stereo or mono in average room. (Legs 14/6 optional extra). £10 17s. 6d.

**AUDIO SIGNAL GENERATOR Model AG-9U.** Delivers up to 10 volts pure sine-wave (less than 0.1% distortion; 20 c/s to 20 kc/s). Decade switch-selected frequencies from 10 to 100,000 c/s. Internal 600 Ohm N/I load or external. £21 9s. 6d.

**POWER-AMPLIFIER 12-WATT Model MA.12.** Single channel, ideal for stereo conversion. £11 9s. 6d.

**COLLARO "STUDIO" TAPE DECK.** Two tracks. "Wow" and "flutter" not greater than 0.15% at 7 1/2" p.s. Long Term Speed Stability better than 0.5%. £17 10s. 0d.

**SUGDEN MOTOR UNIT "CONNOISSEUR CRAFTSMAN".** Heavy duty motor, operating at 33 1/3 and 45 r.p.m. Very heavy 12" turntable. £16 6s. 6d.

**HI-FI STEREO 18-WATT AMPLIFIER Model S-99.** Within its power rating, this is the finest stereo amplifier available, regardless of price. U/L push-pull output. Printed circuit construction. £27 19s. 6d.

**TRANSISTOR INTERCOM. Models XI-1U and XIR-1U.** Ideal for office or home. Each Master operates up to five Remotes. 9v battery operated. XI-1U £10 19s. 6d. XIR-1U £4 7s. 6d.

**STEREO CONTROL UNIT Model USC-1.** A deluxe stereo control unit with variable filter, switched rumble filter, printed circuit boards and many other refinements. Operates direct from tape heads. £19 10s. 0d.

**TRANSISTOR PORTABLE RADIO Model UXR-1.** Superbly styled hide case, with golden relief and crystal easy-to-tune dial; this completely self-contained 6-transistor dual-wave set performs brilliantly everywhere, even in a car. Reproduction is exceptionally good. Printed circuit. £12 11s. 0d.

**SHORTWAVE TRANSISTOR PORTABLE Model RSW-1.** Four wave-band seven transistor portable with telescopic and ferrite aerials, slow-motion tuning. Covers Medium, Frawler, and 6-26 Mc/s in four switched bands. Uses printed circuit board and latest circuit technique. Superbly styled leather case. £19 17s. 6s.

**TRUVOX D83/3 AND D83/4 TAPE DECKS.** High quality mono/stereo Tape Decks. D83/2 2-track for highest-fidelity. £31 10s. 0d. D83/4 (identical presentation) 4-track for most economical use of tape. £29 8s. 0d.

**GARRARD AUTO/RECORD PLAYER Model AT-6.** A 4-speed stereo/mono unit with manual or fully automatic record selection; adjustable counter-balanced arm. Fitted with Decca Deram ceramic cartridge £14 6s. 1d. or Ronette 105 mono/stereo cartridge. £13 12s. 1d.

**GOLDRING-LENCO TRANSCRIPTION RECORD PLAYER Model G.L.58.** Fitted with the G.60 pick-up arm and Ronette 105 mono/stereo cartridge, it has infinitely variable speed adjustment between 33 1/3 and 80 r.p.m. and four fixed speeds. 3 3/4 lb. turntable to reduce rumble, "wow" and "flutter". £18 19s. 2d.



JUST POST THIS COUPON FOR FURTHER INFORMATION

Without obligation please send me

★ **FREE BRITISH HEATHKIT CATALOGUE.** . . . TICK HERE

FULL DETAILS OF MODEL(S).....

Kindly write below in BLOCK CAPITALS

NAME.....

ADDRESS.....

INTERNATIONAL MAIL ORDER SCHEME COVERING THE AMERICAN HEATHKIT RANGE OF OVER 250 MODELS. For direct delivery from the U.S. plant to your U.K. address. Illustrated American Catalogue and full details of the scheme can be obtained from us at the nominal charge of 1/- post paid.

**DAYSTROM LTD.** DEPT. HT11  
GLOUCESTER, ENGLAND

A member of the Daystrom Group, manufacturers of

**THE LARGEST-SELLING ELECTRONIC KITS IN THE WORLD**

HT11



The Eumig T5 recorder and C5 zoom camera

# SOUND AND CINE



The Vernon 18/28 cine camera



The Eumig S2 cine camera

JUST about this time of the year there is a spate of letters from readers asking for suggestions on suitable cine equipment for use on holiday. Some readers have problems concerning choice of equipment for filming underwater, others seek guidance on the Zoom-lens versus Combination-lenses question, and others pose special recording-on-location and lip-sync problems. Most of the letters, however, have one thing in common: they are concerned with how to avoid unnecessary expense.

One reader, certainly with this last point in mind, quite recently wrote to say that he was prepared to spend up to £60 for an all-purpose system to take on a Spanish holiday. The equipment must include a reliable, easy-to-use cine camera, and a portable tape recorder capable of recording all the sounds necessary for a small travelogue. He wanted the best combination possible within the limits of the sum, but, *he also wanted to be able to use the portable recorder as a playback unit on projection of the film.* The provision that the recorder must also be used for playback purposes complicated the issue for me but, nevertheless, I tried to find an answer.

Quite obviously, the very cheap recorder with rim-drive, was completely out of the question. This type of machine relies on the take-up spool to pull the tape past the heads; the tape speed therefore increases as the effective diameter of the spool is enlarged. The ordinary transistorised battery portable costing around £25 would not do either, for synchronisation with projection really needs a static mains recorder. I therefore investigated the battery/mains portable recorder position, deciding, eventually, on two models. These were the *Optacord 414* and the *Q-Cord R.119K*, both of which would work perfectly well with a loop coupler on mains supply and would provide good sync. The *Optacord* was the more versatile of the two but it was priced at £49 7s., without microphone, and therefore left precious little over for the purchase of the cine camera. It was, furthermore, a little bulky and heavy (9 lbs. in weight) to be carried about together with the cine camera and other items of equipment. The dimensions of the *Q-Cord* were still not minute (9 x 4 x 10 ins.) but were distinctly manageable, and its weight was 3 lbs. less than the *Optacord*. The price, with microphone, tape and batteries, was £34 13s., leaving just over £25 for the camera. At least, there was now a workable basis for the system. (I was not going to try to include the price of a loop coupler in this; if this reader was going to borrow a projector, he could jolly well borrow one with a coupler built in.)

The first requirement of a battery/mains recorder is that there must be a constant tape speed on battery operation so that tapes recorded in this fashion can be played back normally on mains operation. The *Q-Cord* measures up to this all right, for the use of a quite large diameter capstan keeps wow and flutter better than 0.5%. It also has a high dynamic range and a wide range of tone control. Frequency response is 60 c/s-10 Kc/s. There is one speed— $3\frac{1}{2}$  i/s—International double-track—and the recording time is one hour for each track. This does give the



The Optacord 414 portable tape recorder

advantage of recording on one track only and being able to edit this track for mains synchronisation. Extra features include: connections for dynamic microphone, radio, phone, earphones and external loud-speaker. The *Q-Cord*, therefore, looks ready-made for our proposed system.

Now, how about the camera? Well, there are a number of cheap electric-eye models on the market and some of these have electric-drive as well. With a battery-operated tape recorder an electrically-operated camera would be an asset, firstly for convenience of working, and secondly because there would be no slowing down of picture at the end of the wind as with the spring-wound sort. Thus, both units would have every chance to keep a constant speed during all the various runs.

Of the cheaper camera models, the *Vernon 18/28* looks a reasonable buy at 18 gns., and this would leave a few pounds over for accessories. I do not know this camera, however, so cannot recommend it. I could simply say that it exists, but the whole question still intrigues me and demands further thought.

Last year, an artist friend of mine, who knows nothing about photography, and flaunts the fact, was looking for an inexpensive and completely fool-proof 8 mm. Zoom camera—"Something that will do everything by itself with no effort from me". At that time I was testing the, then new, *Eumig S3*. This seemed the obvious choice for my friend; he bought one and has remained delighted with it ever since. "It's marvellous", he said, "but there are still some things that, even now I don't quite understand about it. For instance, what are those two little holes in front for?"

Everything seemed to fall into place at that moment. Of course, the answer to our reader's problem was the Eumig synchronised start system.

(Continued overleaf)



# NEW Improved



## SUPER QUALITY TAPE

### At no increase in price

**SUPERIOR** callendered oxide to make 'dropouts' even rarer than before

**SUPERIOR** PVC instead of acetate base for Standard Play

**SUPERIOR** super-strong prestressed polyester LP DP and Triple Play

**SUPERIOR** new Triple Play, stronger and more stretch-free than most DP; all reel-sizes 3" to 7"

**LEADER TAPE** trailer and stopfoil on 4" to 7" spools, all grades

**ALL REELS** factory-sealed in polythene

**AT LEAST 40% CHEAPER** than any other tape of comparable quality

#### POST COUPON NOW!

**DE VILLIERS (Electronic World) LTD.**  
16d Strutton Ground, London, SW1.

#### STANDARD PLAY (PVC Base)

3"/ 150 ft.	.. .. .	4 for 18/-
		48/- doz.
4"/ 300 ft.	.. .. .	4 for 26/-
5"/ 600 ft.	.. .. .	2 for 26/-
5½"/ 900 ft.	.. .. .	.. 16/-
7"/ 1200 ft.	.. .. .	.. 19/-

#### LONG PLAY (Prestressed Polyester Base)

3"/ 225 ft.	.. .. .	4 for 22/-
		60/- doz.
4"/ 450 ft.	.. .. .	2 for 21/-
5"/ 900 ft.	.. .. .	2 for 35/-
5½"/ 1200 ft.	.. .. .	.. 24/-
7"/ 1800 ft.	.. .. .	.. 31/-

#### DOUBLE PLAY (Prestressed Polyester Base)

3"/ 375 ft.	.. .. .	2 for 20/-
		108/- doz.
4"/ 600 ft.	.. .. .	2 for 30/-
5"/ 1200 ft.	.. .. .	.. 27/-
5½"/ 1800 ft.	.. .. .	.. 35/-
7"/ 2400 ft.	.. .. .	.. 45/-

#### TRIPLE PLAY (Prestressed Polyester Base)

3"/ 475 ft.	.. .. .	2 for 26/6
		150/- doz.
3½"/ 650 ft.	.. .. .	.. 17/-
4"/ 900 ft.	.. .. .	.. 23/6
5"/ 1700 ft.	.. .. .	.. 40/-
5½"/ 2300 ft.	.. .. .	.. 52/6
7"/ 3300 ft.	.. .. .	.. 80/-

I enclose remittance for £.    s.    d. Post free

Name .....

Address .....

BLOCK CAPITALS PLEASE

CASH WITH ORDER

## SOUND AND CINE—continued

The Eumig T5 transistorised portable tape recorder costs £25 10s. (microphone £4 15s. extra) and has been designed primarily for cine work. It can be connected by a synchronising cable to any Eumig S2, S3, C5 or C6 cine-camera, and is small enough (6 x 4 x 2 ins.), and light enough (2 lbs.) to be carried over the shoulder. When the camera button is pressed, both camera and recorder start off together. Thereafter, synchronisation depends on the ability of each unit to retain a constant speed. As each of the camera models is powered by battery-drive (one set of batteries running ten films) they should run fairly true. The T5 recorder uses an electronic speed control so the speed of this unit should hold fairly constant as well. Furthermore, the T5 is provided with a control for *varying the speed of the playback*, enabling one to slow down or to speed up when dubbing to a static mains type recorder.

Originally, I think it was planned that this recorder should be used directly with a projector for playback purposes, and starting switches for the Eumig projectors are still supplied with the T5. Indeed, with the provision of the variable playback speed control, an extra amplifier and a speaker, this is a possibility that should not be overlooked. Nevertheless, the small spools provide only ten minutes recording time at 3½ i/s, on each of the two tracks, which would make editing difficult.

#### The Eumig System

The merit of the synchronised-start system, I feel, lies more with the cable sockets, "the two little holes in the front", than with the small recorder. These sockets connect with a pair of contacts in the camera which close when the camera bar is pressed and open again when the bar is released. This allows the system to be used not only with the T5, but with virtually any transistorised tape recorder. It is, after all, only a circuit which is made when the camera button is pressed and broken when the button is released. As for using a Eumig with the Q-Cord, it would be wise to contact the agent, C. Braddock Ltd., 266 Waterloo Road, Blackpool, Lancs., to find out if there would be any serious obstacle to making a small modification to the Q-Cord start switching mechanism.

The cheapest of the Eumig cameras is the S2 at £27 18s. which is extremely good value. Fully automatic exposure control is used, with *f*-numbers visible in the viewfinder. The photo-cell needs no battery to energise it and it is slanted slightly to avoid picking up too much sky area which could give a false reading. The emulsion speed of the film in use is set on a dial above the lens which reads off in APEX numbers 2-3-4-5. These can be calculated very simply and quickly in ASA or DIN numbers, from the conversion scale on the bottom of the camera. Once a film is found that suits the user, this dial need never be altered.

The electric motor, powered by four 1.5V. penlight cells, is of the permanent-magnet type and runs at single speed only—16 fps. As with most other inexpensive battery-driven cameras, there is no provision for single frame shooting. I do not regard this as a disadvantage for, certainly, the addition of such a facility would complicate the release mechanism of the electric-drive, and raise the price.

The lens is an *f*/1.8 Eumigon fixed-focus and the depth of field is adequate to give a sharp picture at all working distances beyond 5 ft., unless wide apertures are being used.

For the lone worker who also has to cope with a recording machine, this is an ideal camera. Once the film is loaded and the emulsion speed has been set, there is nothing to do except point the camera and press the button, and, if the synchronising cable is linked up to the tape recorder, then the recorder may well look after itself.


#### The Final Solution

So it seems that we have a reasonable number of suggestions to make to our friend after all, and these are: (1) The Q-Cord portable tape recorder and the Vernon 18/28 cine camera. Price, £53 11s.; (2) The Eumig T5 recorder and the Eumig S2 camera. Price, with microphone, £58 3s.; (3) The Tru-Cord and the Eumig S2. Price, £62 11s.

With the point made that these were only suggestions rather than a complete review of the situation, the possibilities were posted off to him.

A few days later the reply came in. "Thank you for your nice long letter and for all the trouble you have taken over my problem. The fact is that I have now decided to give up the idea of filming in Spain and I am thinking of buying a canoe with the money . . ."

# The Next Spool



I HAVE been reminded that I wrote an article in the September issue (Vol. 5: No. 8) called *The First Spool*, which was a summary of do's and don'ts and advice for better recording. I was asked to follow this up with more practical suggestions on the line, paving the way, in general terms, for a completely new series of articles which begins in the April number (next month). This series, I should mention, is being contributed by Gordon J. King, and the articles—twelve have been planned so far—are designed to take the reader stage by stage along the road, from ordinary everyday recording, to standards of quality which are well within the reach of anyone with the necessary enthusiasm and patience. It is a well planned series of articles which I look forward to seeing in print in this magazine; and so, having let no official cats out of the editorial bag that were not meant to escape, let me get on with my own specified job of writing *the next spool*, so concluding what I began six months ago.

## Use the Slots

I am flattered to learn from quite a few readers that the notes in my first article made sense, and that considerably better recordings had resulted from following them. I hope that these additional suggestions will prove to be as useful. Beginning with something which seems almost stale news. I have been amazed, watching various people threading-up tape, to notice how few of them realise the usefulness of the 45-degree slots on the inside hubs of the spools.

The customary practice seems to be to hold the leader or the tape flat against the hub, and then to turn the spool until friction and pressure take over from entangled fingers! At first, until one gets accustomed to doing it the right way, it takes a little more effort to slip the leader, or the tape end into the slot; but this method definitely removes one of the most unnecessary causes of wow—the creation of a small lump on the circumference of the tape as it spools—a lump which builds the tape into an ellipse.

## Piano or Bell

This brings me straight to another very useful point. Wow and flutter are not always noticeable as such, straight away, particularly to an untrained ear, but both help to degrade the overall sound quality in various ways. The simplest test is to record a sustained piano note and to play it back; but for those who do not possess a piano there is an excellent substitute—the note of a handbell. Provided that the note is of a definite pitch, and not too high, and with a long after-ring, a recording and playback will show up speed irregularities very clearly. The ear is specially sensitive to changes in pitch in notes which do not undergo short-term changes in nature.

One of the best ways of improving one's standards of recording is to get away from the ordinary things—for which the ear makes too many automatic allowances anyway—and to record the slightly unusual. The exercise, apart from its usefulness, has a very high interest value, as will soon be appreciated; and it also introduces the element of control which can be of great help all along the line. Starting with relatively simple sounds—for example the dripping of a tap, or a jug being filled with water—notice how easy it is to produce results which would be quite difficult to recognise; and experiment until the reproduced sound is realistic enough to be all but indistinguishable from the original. Some sounds, it will be found, are almost impossible to capture and reproduce with realism at this stage, despite the care and patience taken, but to say more on the subject would be to step over on to some of the territory to be covered by Gordon King at a later date.

Purely as an experiment, and for the entertainment value of it, try going from the normal to the odd! For example, the microphone amongst the mechanism of a kitchen clock, or against the throat of a purring cat, can produce some most unlikely sounds. And, talking of throats, when passing a Government Surplus Disposal shop, look for a "throat mike".

For clean speech recording, now that we are within reasonable distance of spring and warmer weather, try taking the microphone out of doors, into the open, but not into the wind. Notice the startling freshness of speech when it is recorded without over-reverberant room

acoustics. With this valuable warning of the degrading effects of "average" indoor conditions, endeavour to improve the indoor set-up until it begins to approach the quality of the outdoor example. This is a hard exercise, but one well worth the effort involved. From it can come a dozen-and-one useful tactics that may improve almost every ordinary recording in the future. There can obviously be no fixed rules for improving individual room acoustics because we all clutter up our rooms in so many different ways! But for those who have not already tried the experiment, it can be most revealing to record the same sounds or speech in different rooms—and even in different places of the same room—without altering the controls. Often a small cloth behind the microphone will produce startling changes and a piece of woven material on a wall can completely alter the bad acoustics of a room.

## Checking the Magic Eye

Passing on to a slightly more complicated subject, owners of recorders which embody a magic eye type of level indicator, often find it difficult to fix the point at which the eye-closure corresponds with the onset of distortion. In fact it is often thought that it is impossible to check this without some form of test equipment, such as oscilloscopes, or signal generators. However it is quite possible to do this, approximately, by using the BBC tuning signal which is broadcast before the start of a programme, and at the end of broadcasting. This signal is a fairly pure sine-wave.

Record this tuning signal and note the magic eye settings as you increase the volume level in steps (leaving the controls of the radio receiver steady). A "Chinagraph" pencil, finely sharpened, can be used to mark the glass or plastic cover of the eye. The steps can be noted on paper, as made, for counting later. Then, on playback, when a small percentage of distortion is present it can be recognised by an additional edginess or buzzing sound. This is an induced harmonic. The volume level at which this change is just audible should coincide with magic eye closure. If it does, all is well and good. If it does not, then a repetition of the experiment with finer steps, will make it possible to mark the "eye" at the overload point.

## Unwanted Background


To conclude on a different note, one of the most irritating contributory factors to unsatisfactory recordings is that of unwanted background noises. In a way this is akin to forms of trouble experienced by amateur photographers in the early stages of progress. The eye is so accustomed to all the everyday man-made things that it sees, that momentarily, when the photographer concentrates upon a picture he intends to record, it overlooks the unwanted, interfering object. But the recorded picture shows it up immediately and for ever as a distraction because concentration is no longer in charge. So it is, when making a sound recording, with the ear hard at work concentrating on what is wanted.

Only on playback do the unwanted sounds hit out like sledgehammer blows! There are, obviously, techniques for excluding or minimising unwanted background noise, and some of them involve the use of special microphones; but the starting point is the job of training the ears to listen for what is unwanted while concentrating upon the important job in hand. Proof of the truth of this "deafness" can be found by listening to the coughing and audience noise when playing back a recording of a live concert. How much of it was noticed while the recording was being made?


**by: rate seabrook**



**LOOK  
AND  
LISTEN!**



Take a look at the precision-built, quality tested T.D.2. Listen to its superb performance—only BSR could combine good looks with such truly magnificent performance.



Look, too, at the elegant T.D.10—a tape deck of functional excellence that sounds as good as it looks. Listen to it and you'll know why BSR tape decks are favourites all over the world.

# BSR

The world's largest manufacturers of Tape Decks and Record Changers



MONARCH WORKS, OLD HILL, STAFFS

# Readers' Problems

★ Readers who encounter snags, or who run into trouble with their tape recording equipment, are invited to write to this editorial office for advice, marking the envelopes "Readers' Problems—Tape". Replies will either be sent direct by post, or published in this column if the subject is of general interest. However, we must emphasise that this advisory service cannot include requests for information about manufacturers' products when such information is obviously obtainable from the makers themselves. It is also essential to keep the queries reasonably short and to the point, and to limit them to one specific subject if at all possible. And, please, in no circumstances confuse such letters with references to other matters which have to be dealt with by other departments in our office.

## Pre-Amp for a Portable

Dear Sir, I am contemplating building a portable tape recorder using the Garrard tape deck, but have been unable to obtain a suitable pre-amp circuit diagram for this. Could you please inform me if any such circuit is available with switched equalisation for  $1\frac{2}{3}$  and  $3\frac{1}{3}$  i/s.

Yours faithfully, R. D. M. Bramhall.

A very suitable design is that published in the Mullard Publication "Circuits for Audio Amplifiers", which should be obtainable from any good bookshop. Since the publication of this book, there has also been a modification sheet, giving switching and equalisation networks for  $3\frac{1}{3}$  and  $1\frac{2}{3}$  i/s. This is designed around the EF86 and has three-speed switching—you would, of course, dispense with the higher speed of  $7\frac{1}{2}$  i/s by leaving the switch tags blank (or perhaps utilising them for an additional function, such as straight-through amplifier).

Another circuit, this time of a complete three-valve amplifier, with three-speed switching and equalisation, was published in September 1960. You should ask for a reprint of Mullard's "3W Tape Amplifier Circuit for Modern Tape Decks". This is a well-proven circuit, having been used, with small variations, on many commercial machines.

We do not think you will get much help in this respect from Messrs. Garrard. They will provide information on their own products but are understandably reluctant to advise on the circuits or designs of other makers.

\* \* \*

## Background Hum

Dear Sir, For the past three years I have used a Philips three-speed EL 3542 recorder and have been quite satisfied with the reproduction from its internal speaker. However, in an attempt to improve reproduction I have tried using an 8 in. Axiette loudspeaker in a cabinet constructed to Goodmans' design, the speaker being fed from the extension socket via a Wharfedale matching transformer. Whilst the reproduction of this system is generally better than before, a pronounced hum is noticeable in the background. I should be grateful if you could suggest how this might be eliminated.

Yours faithfully, L. R. J., Grosford.

The problem of hum on the Philips EL3542 which shows up when a Goodmans' Axiette is connected could have two possible causes. It is likely that you have a fault on the tape recorder which is masked by the restricted range of the built-in speaker, but which shows up on the wider-range (and smoother response) Axiette. First, it is necessary to know whether a pre-recorded tape shows hum. This is where a test tape is extremely handy. Next, we must ascertain whether the recordings are themselves having hum imposed on them.

If the hum is on the recordings, and shows up when replayed on another machine, you must look to your input stages, the microphone input connections, and, in particular, the connections and contacts of the switch slider selecting Record or Play to the EF86 input. If the hum is present with a pre-recorded tape, we must next check whether the output stage is in order, whether the smoothing is correct, and if the decoupling of the previous stages is correct. Note whether hum is present with no tape replaying, or with no input to a "clean" tape.

The final possibility is that your Axiette has a peak at the lower end of the spectrum, or that the cabinet is affecting the smoothness of the response. Check this by using the loudspeaker in conjunction with other equipment.

\* \* \*

## A Ringing Flywheel

Dear Sir, My Elizabethan FT1 tape recorder (BSR deck) emits a ringing sound when running free, and on recording, and playback. The microphone tends to pick up the sound, making it quite audible on play-

back. On fast-wind and rewind the sound disappears. It appears to be coming from the flywheel, possibly from its bottom bearing. Is the bearing running dry? Does it need lubricating or packing with grease? If so, how do I go about it?

Yours faithfully,

The ringing noise you are experiencing with your Elizabethan FT1 tape recorder is more likely to emanate from the motor than the flywheel, provided the latter is correctly mounted. It is unlikely that the bottom bearing, even when fairly dry, would give this symptom.

The bottom bearing of the flywheel, incidentally, does not need packing with grease. These are oilite bearings, with a phosphor bronze bearing bush and a felt washer that retains light oil. To get at the bottom bearing for lubrication purposes is simple enough, provided you remove the deck completely. There is an end-plate, and a cover rim held by three screws, but the best method is to remove the capstan from the top without slackening the bearing support position. Take off the top covers, unsolder the head leads (and carefully note the relative positions of the leads); remove the two self-tapping screws at the edges of the head plate and the two 4BA screws at the rear, and ease off the plate. The clutch belt lies above the flywheel; take care not to get oil on this.

Having said this much, we hasten to add that the most likely cause is the rotor section of the motor rubbing slightly. Clearance is quite small and there is a self-aligning action due to centrifugal force. Thus, when the motor is at a standstill the armature may feel fairly loose, but this is normal. To prove, ease the idler away slightly (disengaging the flywheel drive), and note whether the noise persists. If it does, check the long bolts that secure the laminations and make sure they are tight. Then note that the bottom bearing plate is secure. Again, only light or medium oil is needed to lubricate.

\* \* \*

## Incomplete Erasure

Dear Sir, I recently purchased a Sound Slimline tape recorder to which I added an extra r/p head for echo effects, etc. Since this arrangement has been in operation, there has been a tendency for the machine only to partially erase previous recordings. I wondered if my modification could be causing this fault, and if so, what can be done to correct it. Also, when recording from the microphone, I have noticed a lack of volume on playback. I am always most careful to set the modulation level according to the "magic-eye" indicator.

Yours faithfully, J. A. B., Kendal.

It is doubtful whether the addition of an "echo effect" head would impair erasure, unless you had so connected it as to damp the scillator. More likely is a coincidental amplifier fault. Most usual cause of the fault is an erratic contact of the variable resistor used to control bias setting. This component is adjacent to the oscillator coil. The slider is fitted to the body of the skeleton potentiometer by bent flanges, which also provide contact. These become loose. The control has to be dismantled, and the flanges of the slider pressed gently outwards to renew the tension. If this is not the fault, check also the two 0.005 mfd capacitors by substitution. These are also adjacent to the oscillator coil, one of them connecting to the potentiometer discussed above. (Note that some Marks had 0.003 mfd components in this latter position, and an increase to 0.005 is in order.)

The lack of volume on playback, if recently noticed, could simply be falling emission of the ECL82 valve, but the setting of the recording level with the magic eye is only applicable when the reference setting is made for optimum conditions. The eye is only an indication, and several factors will affect the illuminated leaf closure. If the weakness is only apparent on microphone, and recording is full strength with radio or gram input, we would suggest the crystal capsule of your microphone is faulty. This is by no means uncommon.

(Continued on page 79)

# DO YOU KNOW HOW TO SOLDER?

**G**OOD soldering is the very heart of good electronic construction. It is probably true to say that half the faults which develop with electronic equipment are caused by bad or "dry joints"—and it only needs one bad joint at a vital point to stop a piece of equipment working. When this happens—and a joint often goes "bad" suddenly—it may take several hours to locate the fault. If it happens during construction it can cause even more headaches, because it is usually easier to find a fault in something that has been working than to pin down a trouble point in an unknown quantity. There is no need to say more about the unpleasant side of the affair. If the importance of good soldering is realised to the full, and never forgotten, the home constructor will defeat half his troubles before they arise. Now for the more interesting side of things.

Good soldering is easy. In fact it is so easy that once the trick is mastered, it is almost impossible to make a bad joint without deliberately trying to do so! This is why this part of the series is published first. Most beginners, being only human, unpack a kit of parts as soon as they get time, clear the table and start right away, building up trouble and disappointment. If, instead (whether they intend to become constructors or not) they will take the trouble to spend a couple of evenings with wire, soldering iron and solder, they will learn something extremely valuable. And, like riding a bicycle, swimming or boiling an egg, soldering is something which is never forgotten once mastered! Moreover there is nothing difficult about it. It is dead easy.

The essentials for soldering (good or bad) are 1. an iron; 2. some solder. The requirements for **good** soldering under all conditions, are: 1. an iron which gets hot enough but not too hot—and the ideal is a 25W iron with a small bit; 2. a reel or roll of some good cored-solder;

● Thousands of enthusiasts are building electronic equipment from kits to-day. Hundreds of them have learned the taste of defeat which comes when the last joint is made, when the last nut is screwed home, when the unit is switched on... and when nothing happens. In at least fifty per cent. of the failures, bad soldering is the cause. These three pages of pictures and words may save much unnecessary disappointment.

3. a small vice for holding work when three hands seem essential; 4. a stand (home made if you like) for resting the iron when not in use, so that it will stay at the right temperature; 5. a pair of long-nosed pliers; and 6. a pair of side-cutters. All these items are illustrated in fig. 1.

The secrets for good soldering are few and simple; and here it should be noted that women and children can solder as well as men, and often better if they have more patience. The first secret is *correct heat*. The second, *cleanliness*. The third, a *firm, deft touch*. The fourth, *correct application*. The fifth, *timing*. That is all.

Now for some elaborations on the above. Never use a big, hot iron for a delicate job; and, equally important, never try to solder big areas of metal with a small iron. Today, with the increasing use of transistors and small components which can easily be overheated, it is particularly important to ensure that the heat does not spread to areas where it is not wanted. To understand this you have only to hold a 3 in. length of wire in your fingers, and apply the soldering iron to the other end, in order to see how quickly you have to drop the wire! At the other extreme you need only try to solder a piece of thin wire to a really thick brass bolt with a small iron to understand how the available heat dissipates to



Here are the useful tools for good soldering when building up electronic equipment. Small iron, resin-cored solder, wire stripper, long-nosed pliers, side cutters, vice.





# DO YOU KNOW HOW TO SOLDER?

where it is not wanted, leaving insufficient heat to do the job properly.

Never use any of the soldering fluxes, solutions or spirits for electronic work, in any circumstances, ever. Redundancy in grammar, maybe, in that sentence, but *how* important the point! Use one of the specially developed, cored solders, notably *Ersin Savbit*, manufactured by Multicore Solders Ltd. This has the flux inbuilt, so that it is applied automatically to the joint at the right time and in the correct quantity as the job is done. *Savbit* also has the great advantage of keeping the bit of the soldering iron clean and free from pitting.

Cleanliness is all-important. You want to make a permanent metal-to-metal contact. You do *not* want to join a layer of dirt to a film of grease. Therefore, prepare each joint before soldering. Run the wire end through the jaws of the side cutters to clean away any "mildew" or film. When applying the solder, remember that a good physical contact should be made between the two parts (wires) to be joined. If the joint is likely to be called upon to stand up to strain, then crimp the wire round the tag, so that the solder merely has to ensure good *electrical* contact.

The solder and the flux are required at the actual point of contact, and they should be there at the correct moment. Only the absolute expert can deposit them there exactly, one hundred times out of one hundred, by transferring them via the hot iron. Therefore the ideally correct drill is 1. to place the two items together, 2. to apply the tip of the hot iron to the point where they meet, 3. to apply the end of the cored-solder wire to that same point about one-and-a-half seconds later, 4. to wait, motionless, for about one second while the solder



Transistors and very small components need special care. They **must not** be over-heated, or they will be damaged or destroyed. To prevent this happening, use what is called a "heat shunt".




GO  
FOR ANY  
SOUND  
KEEP IT  
SAFE  
ON



# PHILIPS TAPE

GREEN  
for standard  
RED  
for longplay  
BLUE  
for doubleplay  
GREY  
for tripleplay




Capture a sound on Philips Tape and it's yours for ever—yours to play back and enjoy whenever you like. Available in all current reel sizes of standard, longplay, doubleplay and tripleplay, Philips Tape gives you all these advantages: great sensitivity, wide frequency range, low noise level, high resistance to stretching or breakage, powerful adhesion of the magnetic coating. And of course, they're colour-packed for easy identification. Whatever tape recorder you own, get the best out of it—with Philips Tape.

**FINE PRODUCTS FROM PHILIPS—THE FRIEND OF THE FAMILY**

PHILIPS ELECTRICAL LTD., ELECTRO-ACOUSTICS DIVISION, CENTURY HOUSE, SHAFTESBURY AVENUE, LONDON WC2

# DO YOU KNOW HOW TO SOLDER?




*When soldering plastic-covered wire, or wire with sleeving, remember that too much heat will fry and distort these materials.*

flows, 5. to remove iron and solder wire simultaneously and, *most important*, 6. hold the two parts *absolutely motionless* for perhaps three seconds until the solder is seen to “freeze”. Blow on it if you like, to hasten the process, but don’t on any account move.

The “freezing” of the solder will soon give the worker an accurate guide to the goodness or otherwise of the joint. If it freezes smoothly and evenly, all is well; if it dries roughly and with minute pinholes, apply the iron again for a second or so, as before. *Movement* at the time of cooling will almost inevitably cause a bad joint.

Now that is absolutely all that need be said about the basic art of soldering. There are, of course, many tricks and aids which workers will adopt to suit themselves and their particular needs, but each to his own. For example, if an absolutely firm joint is to be ensured first time at a most inaccessible valve-holder tag, one trick is to make a tiny hook on the wire end (having scraped it clean) and to stretch the wire gently to some firm part of the chassis, anchoring it by a couple of turns. Then both hands are left free to apply iron and solder—and the wire *cannot* move

The use of a small vice for most wiring will save hours of time and ensure good soldering, for the simple reason that it leaves both hands free.




*The use of a small vice provides the constructor with the equivalent of a third hand. Other tricks, such as crimping wires on to tags, can save the need for a fourth hand!*

Most wiring in constructional kits calls for soldered joints at tag strips or fixed components, a potentiometer – condensers. In many cases, because these components are planned to act as junction points to simplify wiring, there will be two or three wires to solder at each point. The technique is to fix each wire neatly in position (having cleaned its end), so that when all are in place they will be sensibly spaced—not heaped and bunched one on top of each other—ready for one soldering operation. Then, with the iron and solder held against the centre point, apply the solder to that point until it flows outward on to all contact points.

Use just enough solder to allow a thin but adequate flow. No more. Don’t be over-generous, so that it runs into a great, all-embracing silver blob.

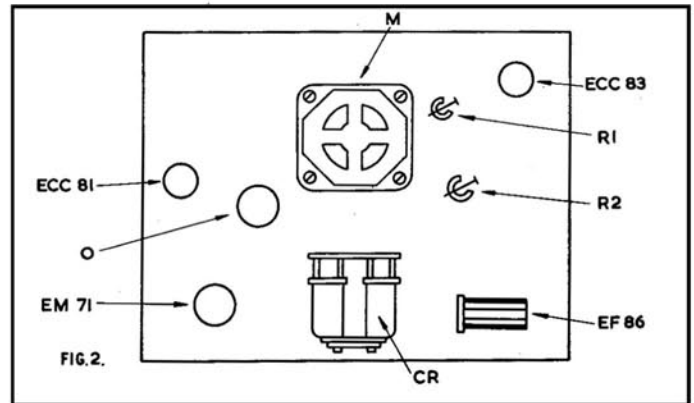
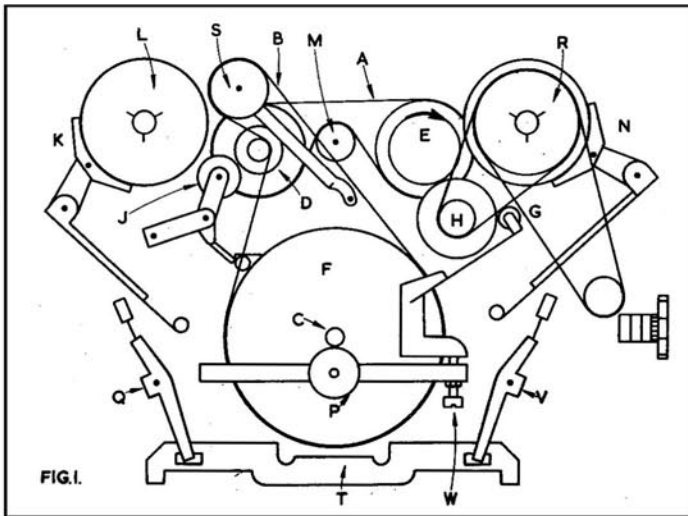
Transistors and very small components need special care. They **must not** be over-heated, or they will be damaged or destroyed. To prevent this happening, use what is called a “heat shunt”. In simple terms (remembering how quickly the heat travels up a wire to burn the fingers) this means putting a barrier between the hot wire and the component. This can be done by gripping the wire with a pair of pliers *between* the transistor and the point where the hot iron will touch. The large lump of metal (the pliers) will absorb the heat, and stop it travelling on in the form of an overdose. Repeat the hot fingers experiment to prove it, only this time with the pliers half way along the wire. What the fingers don’t feel the transistor won’t suffer! If you have not enough hands for pliers, iron, solder and work, take a really thick piece of wire, or strip of lead, and clamp it round the wire—anything to entice the heat away before it can travel to where it can do harm. This is really important—particularly at first, before becoming so expert that you can judge everything accurately, so that the iron is only in contact with the work for the exact and absolute minimum time necessary.

With all the foregoing in mind, and with the soldering essentials written down on the shopping list, visit your local dealer and buy half a dozen resistors and small condensers of different type, a couple of tag strips, a valve-holder, a potentiometer and any other components that he can suggest. Tell him what they are for, and he will probably let you have some rejects. They will only cost a few shillings. Then buy a few yards of thin, tinned-copper wire and some sleeving. With this assortment of bits and pieces you will have almost everything you need for useful soldering practice; and by the time that you have soldered them a dozen times and (equally important, as you will later find during actual construction) unsoldered them without frying them, you should be sufficiently proficient and confident to tackle your first do-it-yourself kit.



*Finally . . . don't do this . . . but this!*





AS I was saying last month, several readers have told us that after an initial flirtation with the 75, in the early days of tape enthusiasm, they have graduated to the more ambitious models. Just as a motorist is a fan of a particular model, working his way through the range from the second-hand "banger" to the gleaming status symbol that he cannot quite afford, so it seems the Telefunken owner progresses.

This may be why there are a fair number of Telefunken machines available at reasonable prices; and also why, in the perverse nature of things, there are invariably no operating instructions or service data. So, without more ado, more information on the Telefunken range in general, and the Model 85 in particular. It differs in many respects from the 75, 75-15 and 76, which were briefly dealt with last month. More important than this, however, is the difference between versions of the 85 itself.

There were three principal marks; the 85T, 85K and 85KL. The first was a table model, intended to be used in conjunction with a radio receiver; the second, a portable with an ECL82 pentode section output stage feeding two loudspeakers, and giving 3W output when loaded correctly with 4.5 ohms; and the third, Model KL, had a push-pull output stage, consisting of a pair of EL95 valves driven by an ECC83, double triode. There were again two inbuilt loudspeakers, giving 5W output. On both output units there is a switch for "killing" the audio output. This is incorporated with the volume control—that is, the main volume control, not the recording level control, which, rather confusingly, also controls playback gain—the purpose being to provide level response for earphone listening, the 'phone signal being taken off prior to the ordinary volume control.

On the table model, single-ended output, this switch removes HT from the primary of the output transformers; but in the push-pull version, a ½A fuse is used in this position, and the isolating switch is in the common return of the grid circuits.

#### The Erase Current

Another point of difference is the oscillator, which on the three models of the 85 range, is an ECC81 double-triode, used solely for that purpose. Its circuit is common to both table and portable models, and has a superimposition switch which substitutes a 470 ohm resistor for the erase head. Note that a separate winding on the oscillator transformer is used for recording bias, and a 15-45 pF variable capacitor fitted in series with this section of the winding allows independent adjustment. The erase head is fed via a 0.1 mfd capacitor from the other section of the secondary. The oscillator circuit is powered from the 300V tapping on the HT line, as are both output stages (note also, that the output stage have their own auxiliary smoothing circuits, and as is common to many Continental machines, quite high value—50 mfd—electrolytic capacitors are employed).

While on the subject of the power supply, it is worth noting that the heaters of the pre-amplifier valves are fed from a rectified 25V supply, via a winding on the mains transformer. The heaters are in series, and are thus DC powered, to reduce hum. This obviates the familiar balance control, but makes it very necessary to check the exact voltage and current conditions in this auxiliary circuit. Complications crop up when any faults develop in the two relay circuits—the capstan idler and the autostop, or in the remote control jack, which is effectively across the switch operated by the "quickstop" button. Both the LT and the HT rectifiers are flat metal type, bridge-connected. A separate winding on the mains transformer fitted to the models with push-pull output feeds the valves of the output stage with a 6½V AC supply. On these machines, overall consumption is about 55W, against the 40W of the single-ended models.

Tappings on the mains transformer primary, as well as selecting the correct operating voltage, apply three separate AC voltages to the single motor. This is a basic 183V design, with higher and lower operating voltage applied for specific purposes. During record and playback, the motor is under-run, receiving 110V by the auxiliary phase capacitor. For fast-winding, forward and reverse, a 220V supply is applied. For this reason, the machine should never be left switched to either of these functions for longer than is necessary.

#### Automatic Motor Cut-Out

If inadvertent misuse results in over-heating, or if a mechanical fault such as a binding main bearing places an overload on the motor, the machine will come to a halt. Now then, disappointed users, there is a catch. A thermal switch in the motor itself cuts out with over-heating. But it is self-setting—all you have to do is sit back patiently for half an hour or so, and the switch resets as the motor cools. More than one "faulty motor" has been diagnosed because of this safety device! If, after waiting sufficient time, there is still no sign of the motor restarting when switched on, check the auxiliary phase capacitor, and when replacing always use a good high-voltage component. One point worth noting, when inspecting a strange machine, is the value of this capacitor. Models intended for Continental use (60 c/s) had a 0.7 mfd capacitor instead of the 1 mfd used for 50 c/s supply.

Principle electrical adjustments on this machine can be carried out with the aid of a test tape, 100% modulated at 1, 10, and 12 Kc/s, and if possible, with a similar band at 80 to 100 c/s. The 1 Kc/s band is used as reference level, playback output being measured with valve-voltmeter or a good AC meter at the extension loudspeaker socket or the earphone jack. Recommended value for 100% modulated tape input at 1 Kc/s is 1V at the output, but all adjustments can be made by measuring the output carefully at the reference frequency, regardless of actual value, then calculating difference levels. The left-hand azimuth screw should first be adjusted for maximum at the reference frequency, then re-adjusted at the upper frequency of 12 Kc/s for maximum. Actual voltage output should then be 20 dB down. Check at 80 c/s and

# TAPE RECORDER SERVICE



10 Kc/s and note that the output is also 20 dB down, with a tolerance of  $\pm 3$  dB.

## Measuring the Frequency Response

To check the overall frequency response, first switch to  $3\frac{1}{2}$  i/s and record two bands of 100 c/s and 14 Kc/s at equal input level. Actual input voltage to the PU input should be about  $\frac{1}{2}$  of operating level, which is 26 dB down, or about 8 mV. With recording level turned fully up, two bands should be recorded, at the reference frequency and at the upper frequency. When played back, these should not differ in output by more than 3 dB. It may be necessary to adjust the bias trimmer a small amount. Do not over-adjust to compensate for treble loss, which may be the result of a fault. The ultimate effect will be distortion, difficult to trace without adequate test gear, but giving an unmistakable harshness to recordings. The bias trimmer is situated behind the heads on the upper mounting plate—too temptingly accessible, in the opinion of some engineers! Turning it clockwise decreases treble response, and vice-versa.

At  $7\frac{1}{2}$  i/s a similar adjustment can be made, but in this case we have another trimmer, R2 in fig. 2, which is a rough diagram of the bottom view of the machine. This is an equalisation adjustment, and turning it clockwise increases the treble response.

## Magic-Eye Adjustments

After making these adjustments, the modulation level can be checked, and the magic-eye closure set. If a 1 Kc/s tone is recorded with an input level of about 150 mV, then played back, the output should be about equal to that from the normal operating level of the test tape, i.e. 20 dB down on the reference level. Re-record and adjust R1 until the magic-eye just closes.

The mechanical arrangements of the 85 are quite different. A diagram of the basic drive mechanism is given in fig. 1, with the usual apology. Briefly, the motor, a two-pole asynchronous type with its pulley indicated at M, drives the two idlers, D and E, via a flat belt, A. The idlers have different diameter steps (2:1 ratio), and speed selection is quite different from any mechanism we have discussed before. In the  $3\frac{1}{2}$  i/s position, the drive is as shown in the diagram, with the speed change idler S bearing another belt B so that it partially wraps the upper diameter of the left idler D and drives the flywheel F. Speed change involves a lateral slide movement, a bracket with two claws, omitted from the diagram which is cluttered enough already.

Sliding this bracket to the right carries the pulley S on its pivot arm to such a position that the belt B engages the larger diameter of the idler E. A direction arrow is drawn on this idler; working out the drive we see that the belts move in the same direction as the bracket pivots over. There is a possibility of belt slip after a period, and some adjustment is possible by lengthening the arm that supports S.

A screw and elongated hole are provided: Actual belt tension should be between 0.9 and 1.3 lb.

When Record or Play is selected, the relay CR in fig. 2 closes, engages P with the capstan spindle C. The same action pushes the crossbar forward, causing H to engage with the right idler E. The belt on H drives the right spool carrier R via a small nylon diameter step, giving a slip action. The amount of this slip, and therefore the take-up torque, can be adjusted by the setting of screw W. There are one or two points to watch: first, make sure the stretch arm G does not foul the mounting post of the head plate; if necessary, bend the arm slightly, for a clearance of at least ten thou. in the playback position. Also, when adjusting, note that the clearance between the spring blade and its mounting plate should be about a millimetre (40 thou.). Do not confuse this adjustment with the setting screw for the pressure pulley, which is the right-hand screw of the inner bracket (not shown).

The motor drive belt has no direct adjustment, but there is some play in the motor mounting, allowing small adjustment to be made for wear and tear.

Fast winding, forward and reverse, is effected by lateral movement of the bracket T. There are two pivoted bearing brackets affixed, with the idlers D and E mounted on them. Appropriate movement does three things: the idler is engaged with the turntable, giving fast wind, the brakes are released by the pivotal action of Q or V, and the electrical switching is made by a tongue and cam. Note the placement of the electrical switch, with a further adjustment of screws and elongated holes. Time can cause a slackening here, with some curious intermittent faults.

Note that the braking is arranged in such a way that the winding-off turntable is always slightly braked. Check that the throw of Q or V is sufficient to disengage the brake from the inner hub of the turntable, and adjust the eccentric bush at the pivot point of the brake block to give a positive re-engagement, remembering that the braking force is dependent on the direction of rotation, by virtue of the wedge shape of the brake blocks. The control pin of the brake rod should just touch the tape from the outer diameter of a full spool to the nearer tape guide. Check this before making final adjustments.

## SUBSCRIPTION RATES

The Subscription rate to *The Tape Recorder* is 30s. per annum (within the British Isles) and 32s. 6d. per annum overseas (U.S.A. \$4.50). This includes a free copy of the annual index. The same rates apply to *Hi-Fi News*.

*The Tape Recorder*, 99 Mortimer Street, London, W.1

## Three basic essentials for the recording enthusiast

### Tape Eraser

Erases both sides of a 7" tape reel in 30 seconds and positively removes even the very low frequency portions of a recording. Use the WAL Tape Eraser, the only way to ensure an *absolutely* clean tape—quicker

and better. Mains operated. Also erases sound from 16 mm. film, 10" aluminium reels. Professionally designed for professional recording engineers. £6.18.6.

### Head De-magnetiser

De-magnetises tape heads quickly and simply. Also for pin-point erasing on striped film and tape recordings—removes local unwanted noises without detriment. Has nylon-cushioned

twin probes with a concentrated demagnetising field in the 1/8" gap between the arms. Pistol grip. A.C. mains. Professionally designed for professional recording engineers. £2.10.0.

### Pre-amplifiers

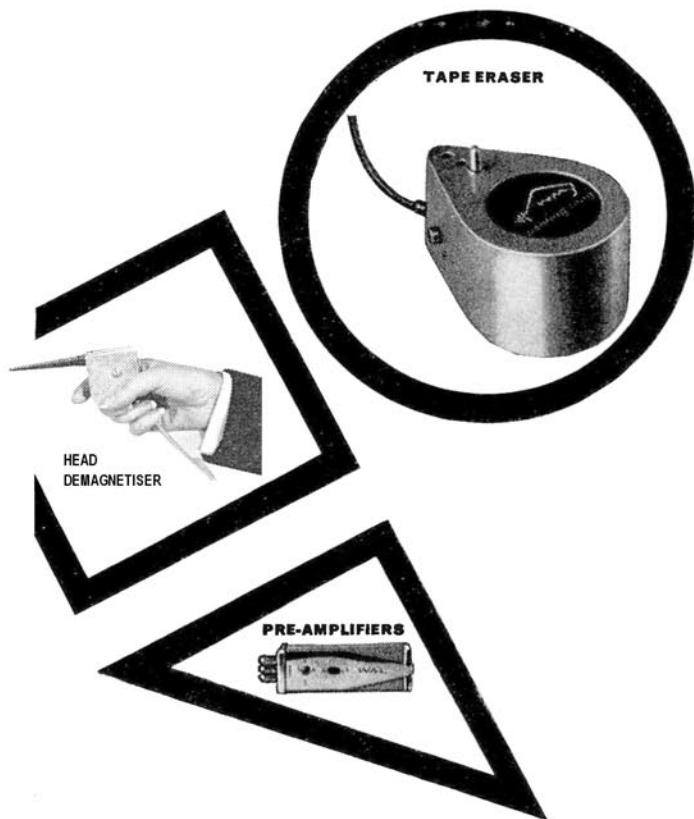
WAL pre-amps are made for every purpose. Fully transistorised, battery-operated, give high gain, completely hum-free. Laboratory built and fully tested. Professionally designed for professional recording eng-

ineers. Ask for details of WAL-GAIN Mono £5.10.0, STEREO WAL-GAIN £7.10.0, and the superb WAL HI-GAIN with built-in switched equalisation for monitoring, dubbing etc. etc. £7.16.0.



Free leaflets available on these professional aids to perfection . . . please write:

**ELSTONE ELECTRONICS Ltd**  
Edward Street, Templar Street, Leeds 2.



## Alive to every sound

Like the ears of this wary fox, the Grampian DP4 microphone is sensitive to an extremely wide range of sounds. With its uniform frequency response from 50 to 15,000 c/s, the reliable, medium-priced DP4 will greatly improve the standard of your recordings.

**Grampian DP4**

—also for broadcasting, public address and call systems.

Low impedance microphone, complete with connector and 18 ft. screened lead . . . . . **£8.0.0.**  
Medium and high impedance models . . . **£9.0.0.**

A complete range of stands, swivel holders, reflectors and other accessories is available.

**GRAMPIAN—sounds like the real thing!**

Write or phone for illustrated leaflets:

**GRAMPIAN REPRODUCERS LTD**  
Hanworth Trading Estate, Feltham, Middlesex. Feltham 2657





# TAPE, RECORDERS & ACCESSORIES

## FIRST DETAILS OF NEW PRODUCTS

### EMI Series E Tape Heads

A NEW range of precision magnetic heads, the *Emidata Series E*, has been introduced by EMI Electronics Limited. They are designed for multi-track instrumentation and data processing systems, and are said to be a considerable improvement on the previous S range of tape heads, with a higher order of accuracy azimuth and gap alignment. They are interchangeable with the Series S.

A frequency response of up to 100 Kc/s is claimed, and provision is made against possible tape weave, by making the recording width of each track greater than the playback width. All IRIG and SBAC track configurations are available, permitting up to 33 tracks on 1 in. wide tape. The heads are supplied wired to miniature Cannon plugs. **Manufacturer: EMI Electronics Ltd., Hayes, Middlesex.**

\* \* \*

### Ultra 6202

THE second model produced by Ultra since their entry into the tape market in November 1962, the 6202 uses a *Thorn* tape deck, giving wow and flutter figures of 0.2% at 3 3/4 i/s. With a maximum spool size of 5 3/4 ins., the 1/4-track recorder has two speeds—3 3/4 and 1 7/8 i/s, with a frequency range from 60 c/s to 10 Kc/s and 6 Kc/s respectively.

Among several interesting features there is a pause control located on the microphone, and an automatic stop. Three inputs are provided, for microphone (1.5 mV into 10 M), radio (1.5 mV into 22 K), and pickup (75 mV into 1 M). Also three outputs, 500 mV into 22 K, 3W at 3 ohms (for external loudspeaker), and a power socket for low-voltage transistor accessories.

Measuring 12 1/2 x 14 x 7 ins., the machine weighs 19 lbs. and retails at £34 13s. **Manufacturer: Ultra Radio and Television Ltd., Television House, Eastcote, Ruislip, Middlesex.**

\* \* \*

### Three Elizabethans for Export

THREE new recorders, aptly named the *U.S.1*, *U.S.2*, and *U.S.3*; have been announced by *Elizabethan*, intended for export to the United States. The former is equipped with speeds of 3 3/4 and 7 1/2 i/s, while the *U.S.2* and *3* also offer 1 7/8 i/s.

The *U.S.3* is a complete 1/4-track stereo recorder with a claimed speed accuracy of 0.05%. It has a frequency range of 40 c/s to 16 Kc/s at the faster speed and incorporates separate bass and treble controls. The amplifiers provide 8W per channel to two 8 x 5 in. speakers, which can be separated by up to 8 ft. if required.

The dimensions of the *U.S.3* are 25 x 13 x 8 in., and the weight 36 lb. **Manufacturer: Elizabethan (Tape Recorders) Ltd., Bridge Close, Oldchurch Road, Romford, Essex.**

\* \* \*

### Fidelity Playmaster Major

THE *Playmaster Major* is the outcome of a completely new approach to the problems of design. It has an impressive outward appearance and is finished in grey leathercloth and chrome. The 1/4-track machine has a specified frequency range of 60 c/s to 15 Kc/s at 7 1/2 i/s, 60 c/s to 10 Kc/s at 3 3/4, and 60 c/s to 7 Kc/s at 1 7/8. Wow and flutter figures are 0.15%, 0.25%, and 0.35% respectively. Signal-to-noise ratio is 50 dB down at 1 Kc/s, erase damping 70 dB down at 1 Kc/s. A 9 x 5 in. forward-facing elliptical speaker, of 5 ohms impedance, is incorporate, but this can be muted for replacement with external speakers of the same impedance. Recording level is indicated on a Vu-meter, and there are facilities for internal mixing of a 60 mV and 2 mV signal, the latter being for use with the high-impedance microphone supplied. Playback of stereo tapes is possible, with the provision of an extra amplifier, the head output being 2 mV at 1 Kc/s.


The *Playmaster* retails at £36 15s.; we look forward to having one for review in the near future. **Manufacturer: Fidelity Radio Ltd., 11/13 Blechynden Street, London, W.11.**



FIDELITY PLAYMASTER MAJOR



ULTRA 6202



EMI SERIES E TAPE HEADS



for the connoisseur

# IRISH

You prefer Brittany to Brighton. Hock to highball. Van Gogh to Velasquez. You're choosy as well as selective. Irish is your tape. Irish professional tape has connoisseur advantages precision-engineered into its mirror-smooth surface. The unique Ferrosheen process, by which this microscopically fine surface is obtained, provides exceptional high frequency response due to intimacy of contact between tape and heads . . . head wear is at minimum . . . makes for freedom from head contamination by oxide build-up, considerable reduction in background noise, minimum drop-out. Only Irish tapes have free 'signature binding' kit for authentic library-style filing—simulated Moroccan leather with 23-carat gold foil for simple 'tooling' of title. People like Tandberg recommend Irish. And every Irish tape carries a 100% unconditional guarantee. Your Irish Tape stockist, and other details including technical data, from: A. C. Farnell Ltd., Hereford House, Vicar Lane, Leeds 2. Tel: Leeds 35111.

'IRISH', 'FERROSHEEN' and 'Signature Binding' are registered trade marks of Orradio Industries Inc., Opelika, Alabama.

The universally acknowledged leader—that's the Tandberg Series 6 stereo tape deck. Three speeds, three heads, four amplifiers. Four-track and two-track models. High and low level mixer inputs and cathode follower outputs. 'On and off the tape' monitoring. Sound-on-sound simultaneous record and playback. Fully professional performance in every respect, beautifully made—unsurpassed precision engineering—strictly for the connoisseur.


**TANDBERG SERIES 6 STEREO TAPE DECK 110 gns**  
 Model 64 (4 track)—Model 62 (2 track) *Illustrated: plan view of top plate—15 1/8" x 11 1/8"*  
*Illustrated leaflet and Booklet of Technical Reviews on request from*

ELSTONE  
 ELECTRONICS  
 LIMITED

EDWARD STREET  
 TEMPLAR STREET  
 LEEDS 2

Tel. Leeds 351111 (7 lines)

# TURN TO Tandberg



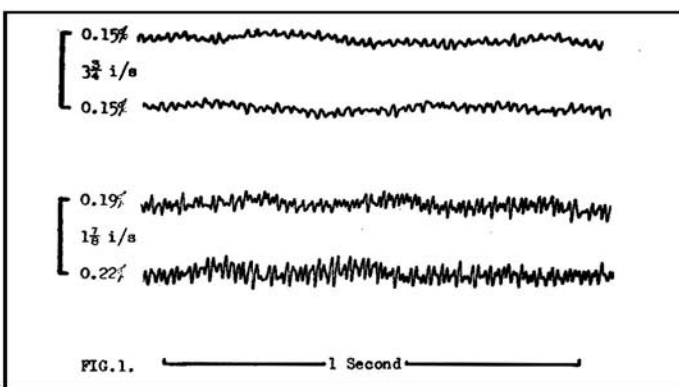
# EQUIPMENT REVIEWED



**COSSOR  
CR 1604**

**Manufacturer's Specification: Recording Sense:**  $\frac{1}{4}$ -track. **Tape speeds:**  $3\frac{3}{4}$  and  $1\frac{7}{8}$  i/s. **Mains voltages:** (Adjustable), 110, 127, and 200-250V AC 50 c/s. (Can be adapted for 60 c/s.) **Facilities:** "Stereo" output socket, for reproduction of pre-recorded stereo tapes in conjunction with EL 3587 pre-amplifier. "Duo-play" and "Multi-play" also possible with this amplifier. Parallel-playback. Mixing of low and high-level inputs. Can be used as straight-through amplifier. **Spool capacity:** Up to 7 ins. **Frequency response:**  $1\frac{7}{8}$  i/s: 60 c/s to 10 Kc/s  $\pm 3$  dB,  $3\frac{3}{4}$  i/s: 60 c/s to 13 Kc/s  $\pm 3$  dB. **Fast wind:** 1,800 ft. in three minutes. **Power consumption:** 50W. **Signal-to-noise ratio:** better than 40 dB. **Inputs:** (1) diode 20 K, 3 mV; (2) gram. 500 K, 150 mV; (3) microphone, 1 K, 1 mV. **Outputs:** (1) diode, 20 K, 1V; (2) Loudspeaker, 3-7 ohms, 2.2W; (3) headphones, 1.5 K, 200 mV; (4) stereo, 300 ohms, 0.4 mV at 1 Kc/s. **Dimensions:**  $14\frac{1}{2} \times 14\frac{1}{2} \times 7\frac{1}{2}$  ins. **Weight:** 18 lbs. "Tropicalised". **Price:** £40 19s. **Manufacturer:** Cossor Radio and Television Limited, 233 Tottenham Court Road, London, W.1.

THIS machine uses a hybrid circuit with transistors for all low-level stages and with a 3W pentode for the output stage, thus making the best of both worlds: low hum and noise in all recording and playback circuits and more power output than can easily be obtained from transistors. The valve output stage remains in circuit when recording, so that monitoring at full level is possible whilst recording from radio or gramophone, and at reduced level—to avoid acoustic "howl back"—when recording from microphone. The centre volume control sets playback and monitoring level only. Separate controls for radio/gramophone and microphone are provided so that these signals can be mixed while recording. The right-hand microphone control becomes the tone control on playback.



The loudspeaker faces upwards so that the operator is on the axis for really critical listening when setting the controls or playing back a recording. This placement of the speaker also provides a more favourable baffle area and avoids the mid-frequency "boxiness" so common in compact table model recorders.

## Wow and Flutter

The drive to the flywheel is by a simple round cross-section belt, with a very elegant speed change "switch" which moves the belt from one pulley diameter to the other on the motor shaft.

The "fluttergrams" of fig. 1 show that wow and flutter provide almost equal contributions to the total speed imperfections shown in the pen recordings. Wow, due to capstan or flywheel eccentricity, is just perceptible at 2 c/s at  $3\frac{3}{4}$  i/s and 1 c/s at  $1\frac{7}{8}$  i/s.

The high frequency flutter is a mixture of 100 c/s pulsating torque as the motor armature moves from pole to pole, and 50 c/s which is the motor spindle rotation frequency. At the higher speed the smoothing effect of the flywheel is at a maximum so that the 100 c/s flutter is lost

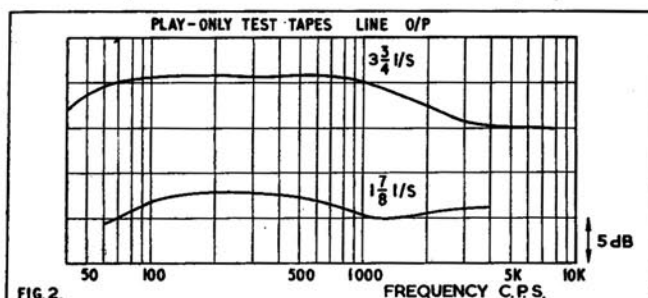


FIG. 2.

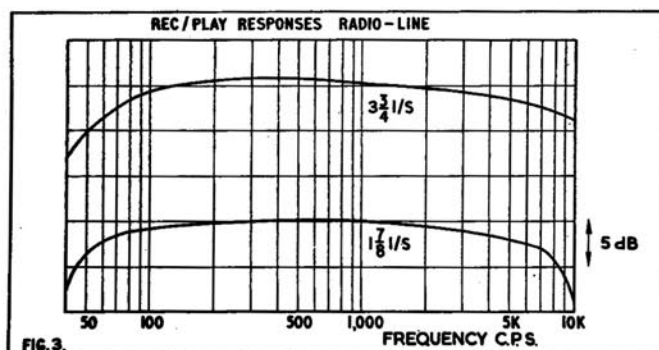


FIG. 3.

and only a very small amount of 50 c/s is left. At the lower speed all three effects can be observed. Despite this, the music quality on  $1\frac{7}{8}$  i/s is as good as anything I have heard on very much more expensive and elaborate machines.

## Play-only Tests

Fig. 2 shows the play-only responses from test tapes recorded to surface induction characteristics of 200 and 400 micro-seconds respectively. Both show the mid frequency step which indicates that the playback equalisation is to the Continental 100 and 200 micro-second time constants.

System noise and hum, with no tape running, was extremely low at 35 dB below test-tape level or 47 dB below theoretical peak recording level.

## Record-play Tests

Oscillator tones were fed to the radio/gramophone input and the playback level measured at the radio or diode line output. These responses for the two speeds are shown in fig. 3.

The responses of the top and bottom tracks were so nearly identical that it was not worth plotting them separately.

Peak recording level at 12 dB above test-tape level was recorded with the magic-eye beams just touching with negligible waveform

(Continued on page 77)





LOEWE OPTA

# Hi-Fi Tape Recorders

**FOR PERFECTION IN SOUND**

## OPTACORD 414

With the first-ever high frequency motor ensuring long life and constant speeds. Unsurpassed for a portable tape recorder. Single speed  $3\frac{3}{8}$  i.p.s. Twin Track. For use on mains, batteries and car batteries


**47 GNS.**

**NOW ADD SOUND TO YOUR SLIDE PROJECTOR!**

## OPTACORD 414 DIA

As the OPTACORD 414, with built-in Synchronisation with Automatic Slide Projector.

**57 GNS.**



**THREE-IN-ONE · MAINS · BATTERIES · CAR BATTERIES**

Ask our Representative to call, or see the complete range in our Showrooms.

**HIGHGATE ACOUSTICS**

71/73, GT. PORTLAND STREET, LONDON, W.1

Telephone: MUSEum 2901/6

## THE RECORDER CO.

*for best machines on advantageous terms*

	Deposit £ s. d.	12 Monthly Payments £ s. d.	Cash Price £ s. d.	Gns.
<b>4-TRACK STEREO/MONAUROAL</b>				
Ferrograph 424	11 12 0	8 13 2	110	
Sony TC 500	11 6 0	8 6 8	106	
Grundig TK 46	10 12 0	7 15 7	99	
Telefunken 97	10 0 0	7 9 7	95	
Siemens Mod. 12	9 16 0	7 9 5	93	
Philips EL3534	9 16 0	7 4 8	92	
Sony TC 200	8 19 0	6 3 4	79	

	Deposit £ s. d.	12 Monthly Payments £ s. d.	Cash Price £ s. d.	Gns.
<b>2-TRACK STEREO/MONAUROAL</b>				
Brenell STB 1	12 0 0	9 0 0	£120	
Ferrograph 422	11 12 0	8 13 2	110	
Telefunken 98	10 0 0	7 9 7	95	

	Deposit £ s. d.	12 Monthly Payments £ s. d.	Cash Price £ s. d.	Gns.
<b>MAINS 2-TRACK</b>				
Brenell 5 Type "M"	9 5 0	6 18 7	88	
Ferrograph 5A/N	8 19 0	6 13 10	85	
Telefunken 85	8 15 0	6 10 8	83	
Grundig TK41	8 0 0	5 17 11	75	
Brenell 5/2 (Meter)	7 15 6	5 16 7	74	
Brenell 5/2	7 5 0	5 8 8	69	
Truvox 92	7 5 0	5 8 8	69	
Reps R10	6 4 0	4 12 11	59	
Telefunken 95	6 4 0	4 12 11	59	
Grundig TK18	4 2 0	3 1 5	39	
Grundig TK14	3 13 6	2 15 2	35	
Wyndson Trident	3 10 0	2 11 11	33	
Ferguson 3200	2 16 6	2 0 10	26	

	Deposit £ s. d.	12 Monthly Payments £ s. d.	Cash Price £ s. d.	Gns.
<b>MAINS 4-TRACK</b>				
Grundig TK40	8 0 0	5 17 11	75	
Reps R10	7 5 0	5 8 8	69	
Truvox R94	7 5 0	5 8 8	69	
Philips EL3549	6 12 0	4 17 6	62	
Grundig TK23	4 15 0	3 10 10	45	
Philips EL3541/H	4 12 0	3 5 10	42	
Elizabethan LZ29	4 0 0	2 19 10	38	
Philips EL3541	3 15 8	2 16 9	36	
Fidelity Major de Luxe	3 13 6	2 15 2	35	
Ferguson 3202	3 10 0	2 11 11	33	
Philips "Star Maker"	2 16 9	2 2 7	27	

	Deposit £ s. d.	12 Monthly Payments £ s. d.	Cash Price £ s. d.	Gns.
<b>BATTERY</b>				
Uher 4000S	9 16 0	7 6 5	93	
Ficord 202	7 0 0	5 3 10	66	
Butoba MT5	7 0 0	5 3 10	66	
Grundig TK6	6 17 0	5 2 4	65	
Stuzzi Magnette	6 4 0	4 12 11	59	
Optacord 414 Bat/Mains	4 19 0	3 14 0	47	
Stella ST470	2 15 0	1 19 2	25	
Philips EL3586	2 12 6	1 19 5	25	

	Deposit £ s. d.	12 Monthly Payments £ s. d.	Cash Price £ s. d.	Gns.
<b>TRUVOX HI-FI TAPE UNITS</b>				
<b>TWIN-TRACK</b>				
PD.93 Mono	6 4 0	4 12 11	59	
PD.97 Stereo	8 19 0	6 3 4	79	
<b>FOUR-TRACK</b>				
PD.95 Mono	6 4 0	4 12 11	59	
PD.99 Stereo	8 19 0	6 3 4	79	

H.P. also over 18 and 24 months

Open Saturday until 6 p.m.—Friday 6.30 p.m.

If unable to call, write for free brochure, send deposit now for quick delivery or telephone SW1 4977 for FREE HOME DEMONSTRATION

FREE DELIVERY · PART EXCHANGE

**THE RECORDER CO.**

**H.P. INTEREST FREE**

## TRUVOX LATEST SUCCESS

3 speeds— $7\frac{1}{2}$ ,  $3\frac{3}{8}$  and  $1\frac{1}{2}$  i.p.s. Matches any external amplifier or headphone. Recording level meter. 4-digit counter. Autostop. Superimposition mixing facilities. Forward facing speaker.



R 92  
2-Track  
69 gns.  
R 94  
4-Track  
69 gns.  
£7.5.0. and 12 payments of £5.8.8

We will be pleased to demonstrate this fine model or send full details.

(Dept. R) 188 WEST END LANE, WEST HAMPSTEAD, LONDON, N.W.6  
Telephone: SW1 4977

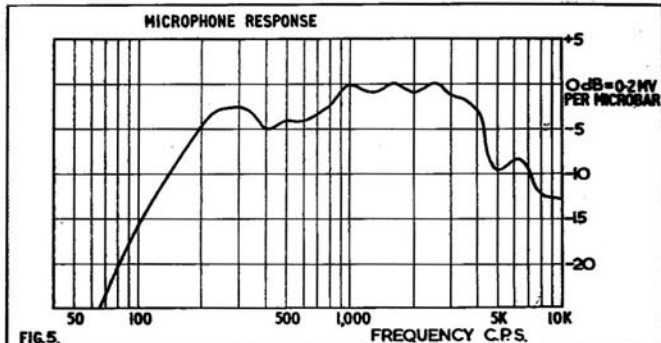
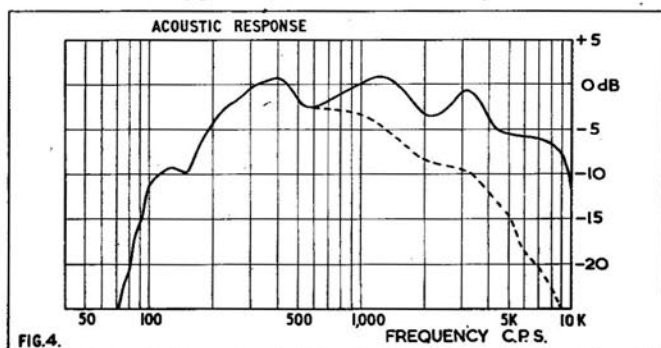
Nearest Station: West Hampstead, Bakerloo Line

## EQUIPMENT REVIEWED — continued

distortion. Recorded noise, due to bias and erase, was 43 dB below peak recording level. Bulk erased tape noise was 45 dB below peak, showing that bias and erase noise was at a very low level. At this point I did notice that, as the microphone control doubles as a playback tone control, there is a tendency to leave this control fully advanced for maximum top response which leaves the microphone channel wide open when recording from radio. Such a procedure will add 3 to 4 dB of hiss to any radio or record recordings. One way of avoiding this mistake is to leave the microphone plugged in, when the ear-splitting screech on switching to record will soon remind you to turn the control to zero while recording from radio or gramophone.

### Acoustic Response

One-third octave bands of filtered white-noise were recorded at  $3\frac{1}{2}$  i/s and the sound output of the speaker measured on axis by a calibrated microphone during replay. The resultant electro-acoustic response is shown by fig. 4. The solid curve is with the tone control fully advanced, and the dotted curve shows the effect of maximum top cut. The slight fall in response at high frequencies, even with the tone control at maximum, is compensated to some extent by the fact that the natural listening position is on the axis of the speaker.



### Microphone Response

The microphone response was measured in a white-noise sound field to give the response shown in fig. 5. The response would sound thin and lacking in bass on a really wide-range sound system, but reference to fig. 4 above will show that it matches the acoustic response of the recorder very closely, and further extension of the response would not be very noticeable. Speech quality is crisp and clean and the cut in bass response covers up a number of room effects which would be obvious on a wider range instrument.

### Comment

"Top of the class" for this little machine. In its class, as a medium priced domestic recorder, I cannot fault it.

Its electrical response on both speeds is smooth and well balanced. The signal/noise ratio is excellent. Mechanical noise is low. Controls are well placed and simple to operate. Sound quality is "big" and open due to the well placed efficient speaker and output stage. The built-in mixer and parallel mixing of the two tracks, together with the added facilities provided by making the output of second head available for stereo playback or cross recording from track to track (via EL3787 pre-amp), makes this a recorder for the cine or documentary tape enthusiast as well as for the most non-technical member of the family.

A. Tutchings.

You're guaranteed  
a better deal  
when you

# PART EXCHANGE

your  
TAPE RECORDER or  
HI-FI EQUIPMENT

## with R.E.W

A friendly welcome awaits you at our new, recently extended showrooms where you will find a large array of fine equipment at all price levels. With a comprehensive service geared to your personal satisfaction we can provide generous part exchange facilities, immediate delivery and—if you cannot visit us—a fast and friendly Mail Order Service. Remember, your guarantee of a better deal is in the name and reputation of R.E.W. (Earlsfield) Ltd.

### MACHINE OF THE MONTH



**PAMPHONIC REFLECTOGRAPH Type A 105 gms.**  
A new machine with a redesigned amplifier giving improved frequency response at all speeds on both record and playback.  
2 speeds:  $3\frac{1}{2}$  and  $7\frac{1}{2}$  i.p.s.  
Separate playback amplifier.  
V.U.M. Meter Semi-prof.  
No interest terms, £115.0. deposit and 12 monthly payments of £8.5.0.  
Also available on H.P. Terms, 18-24 months to pay.

### Bargain Basement!

We have an unrivalled stock of leading makes of new and used machines at unbeatable bargain prices—30%-60% reductions on original prices! Make a point of asking for our Special Bargain List.

You're guaranteed maximum satisfaction with the R.E.W.

### "PLUS FIVE" SERVICE

- Generous part exchange allowances.
- No interest terms—lowest deposits.
- Off-the Shelf delivery from the biggest range under one roof.
- Free servicing and free delivery.
- Optional personal insurance.

### NO INTEREST TERMS!

Take your pick from our wide range and have any machine you want for 10% deposit, balance twelve months and no interest charged. (18-24 months H.P. terms also available).  
Home demonstrations in the London area gladly arranged. By return enquiry service. Agents for all makes.

▶ **LOWEST DEPOSITS**

▶ **CASH FOR YOUR TAPE RECORDER or HI-FI.**  
Highest cash offers for good equipment... get in touch today!

*Hi-Fi*  
**CENTRE**  
Tape recorders

# R.E.W

(Earlsfield) Ltd.

Mail Order Department  
264/266 (TR) Upper Tooting Road,  
London, S.W.17.  
Telephone: BALham 9174

# FRANCIS OF STREATHAM

## IN STOCK NOW—THE NEW B90 STEREO RECORDER

A superlative instrument—105 gns.

*Brenell Stereo STB I ...	£120
*Brenell Mk. V Model M... ..	88 gns.
*Brenell Mk. V Series 2 ...	69 gns.
Cossor 1603 ... ..	28 gns.
Cossor 4 Tr. 1604 2 sp. ...	39 gns.
Cossor 4 Tr. 1605 4 sp. ...	62 gns.
Elizabethan 'Popular' ...	23 gns.
Elizabethan LZ29 ... ..	36 gns.
*Ferrograph 422 or 424 ...	110 gns.
*Ferrograph Series 5 ...	85 gns.
Fidelity Playmaster 2 Tr. ...	20 gns.
Fidelity Playmaster 4 Tr. ...	23 gns.
Grundig TK6 ... ..	65 gns.
Grundig TK14 ... ..	35 gns.
Grundig TK18 'Magic Ear' ...	39 gns.
Grundig TK23 4 Tr. ... ..	45 gns.
Grundig TK40 4 Tr. ... ..	75 gns.
Grundig TK41 2 Tr. ... ..	75 gns.
*Grundig TK46 4 Tr. St. ...	99 gns.
Philips 3541 4 Tr. ... ..	36 gns.
Philips 4 Tr. 3541/H ... ..	42 gns.
Philips 4 Tr. 3549 ... ..	62 gns.
Philips 4 Tr. Stereo 3534... ..	92 gns.
Philips Starmaker 4 Tr. ...	27 gns.
*Reflectograph 'A' ½ Tr. ...	105 gns.
Robuk ... ..	36 gns.
*Simon SP5 ... ..	93 gns.
Sony 200 ... ..	79 gns.
Sony 500 ... ..	106 gns.
Stella 458 4 Tr. ... ..	39 gns.
Stella 459 4 Tr. ... ..	62 gns.
Stella 456 ... ..	29 gns.
*Tandberg Series 6 ... ..	110 gns.
*Tandberg Series 7 ... ..	93 gns.
*Telefunken 85 de luxe ...	83 gns.
*Telefunken 96 4 Tr. ... ..	69 gns.
*Telefunken 97 ½ Tr. Stereo	95 gns.

*Telefunken 98 ½ Tr. St. ...	95 gns.
*Vortexion WVA ... ..	£93.13.0
*Vortexion WVB ... ..	£110.3.0
*Vortexion CBL Stereo ...	£160.0.0
Wyndson Trident ... ..	33 gns.

### TRUVOX

*R.92 2 Tr. Recorder ... ..	69 gns.
*R.94 4 Tr. Recorder ... ..	69 gns.
*PD.93 (2 Tr.) or PD.95 (4 Tr.) ...	59 gns.
*PD.97 (2 Tr.) or PD.99 (4 Tr.) Stereo ...	79 gns.

### BATTERY PORTABLES

Cossor 1621 ... ..	26 gns.
Philips 3586 ... ..	25 gns.
Loewe Opta 414 ... ..	47 gns.
(Mains/Battery/Car)	
*Butoba ... ..	66 gns.
*Fi-Cord 202... ..	66 gns.
Stella 471 ... ..	26 gns.
Stuzzel Memo-Cord ... ..	25 gns.
Uher 4000S ... ..	93 gns.

\* Microphone extra

### MAINS POWER PACKS

Philips, Stella or Cossor... ..	£5.0.0
Grundig ... ..	8 gns.
Butoba ... ..	11 gns.
Fi-cord ... ..	£7.10.0
Uher 4000 ... ..	£16.10.0

Tape Decks by Brenell, Wright & Weaire.

Tape to disc and copy service.

## LEADING STOCKISTS OF EQUIPMENT FOR

# TAPE and HI-FI

... and NO EXTRA FOR CREDIT TERMS

- ★ Minimum Deposit
- ★ No Interest or Service Charges on H.P. up to 18 months
- ★ Free Service during Guarantee Period

### ● MICROPHONES, MIXERS, ETC.

Grampian Reflector ... ..	£6.15.0
Grampian Ribbon ... ..	£11.10.0
Grampian DP/4 Dynamic ...	£8.0.0
Lustraphone VR/64 ... ..	£7.17.6
Lustraphone LFV/59 ... ..	£8.18.6
Simon 'Cadenza' Ribbon ...	£10.10.0
Reslo Ribbon ... ..	£10.2.0
AKG Stereo D.77A ... ..	£15.10.0
AKG D.19C ... ..	£17.10.0
TSL 3 Channel Mixer ... ..	£2.7.6
Grundig Mixer Stereo ... ..	18 gns.
AKG K 50 Headphones ... ..	£7.10.0

Also in stock microphones by ACOS, FILM INDUSTRIES, TELEFUNKEN, etc.

### All WALGAIN PRODUCTS

### ● TAPES & ACCESSORIES

Standard, Long, Double, Triple Play in all sizes by all leading makers.

### ● DEFLUXERS BY WEARITE, WALGAIN

● Pre-recorded Tapes by Columbia, H.M.V., and all E.M.I. Labels, Saga, Tutor-tape, etc.

Bib, Bond and E.M.I. splicers. Matching transformers. Plugs, sockets, etc. Prices subject to alteration as announced by manufacturers.

### ● STANDS OF ALL TYPES

### HI-FI DEPT.

#### ● STEREO AND MONO AMPLIFIERS—

Quad HMV Pye Rogers Leak Aveley Armstrong Tripletone Scott B & O Chapman Eagle

#### ● TUNERS

Quad Rogers Pye H.M.V. Leak Aveley Armstrong Chapman B & O Tripletone

#### ● LOUDSPEAKERS

Quad Pye Rogers W.B. Kef WharfedaleGoodmansTannoy Colrad Lowther Mordaunt Leak Lockwood

#### ● MOTORS, PICKUPS

Garrard Tannoy EMI Goldring Lenco Shure Connoisseur Decca Stereo Decca Deram Pickering Philips Ronette Ortofon B & O Acos SME Mk. II Thorens ADC BSR

All types of Diamond and Sapphire styli, stereo and mono. Microlifts, Garrard, Goldring and Acos Pressure Gauges. Disc Preener. Acos Dust Bug. Cabinets by Record Housing and G.K.D.

169-173 STREATHAM HIGH ROAD, LONDON, S.W.16

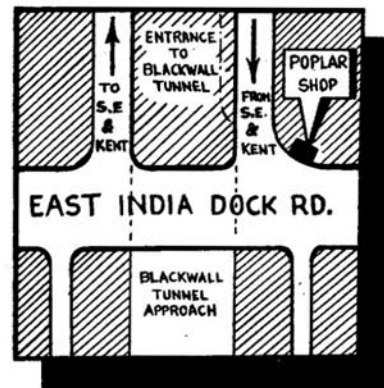
Between St. Leonard's Church and Streatham Station

STreatham 0466/0192

Please note this is our only address

# NEW SHOWROOMS!!

A new tape recorder Mecca!! We proudly announce the opening of our new Poplar branch. Easy to reach, being in a most prominent position situated immediately adjacent to the Poplar entrance of the well-known Blackwall Tunnel (see diagram), which gives easy access to all S.E. London and Kent. Unlimited parking space at rear of showrooms. Over 12 bus routes stop outside or near our doors. We have on display at these and all our other showrooms the finest and largest selection of both new and secondhand recorders to be seen in Great Britain. Our sales staff offer expert advice and assistance, upholding our reputation of being the finest tape recorder specialist organisation in the country.



### SPECIAL OFFER

#### AKAI M69

Superb 2-track, 2-speed professional tape recorder designed for studio use. The mono version of the fabulous AKAI M6 with the same outstanding features and even better mono performance. Limited number for personal callers only. List price £83.

**59 GNS**

(INC. SUPERB DYNAMIC MICROPHONE)

NOTE: OUR CITY SHOP OPEN MON.-FRI. 9 A.M.-6 P.M. (CLOSED SAT. OPEN SUN. 9.30 A.M.-2 P.M.)

CITY & ESSEX

T A P E

RECORDER CENTRES

228 BISHOPSGATE, E.C.2 (OPP. LIVERPOOL ST. STATION)  
 232 E. INDIA DOCK RD., POPLAR, E.14 (ADJ. BLACKWALL TUNNEL)  
 2 MARYLAND STATION, STRATFORD, E.15 (ADJ. STATION)  
 205 HIGH ST. NORTH, E.6. (OPP. E. HAM STATION)

BIS 2609  
 EAS 5978  
 MAR 5879  
 GRA 6543



# Readers' Problems

## Fitting a Remote Switch

Dear Sir, I own a Philips EL3585 battery portable tape recorder to which I wish to add remote-control facilities. Could I break into the battery circuit as a means of controlling the tape-transport?

Yours faithfully, W. F., Falkirk.

Your problem, remote control facilities for the Philips EL3585, should present you little difficulty, providing you only require to stop and start the machine in the one function. Changeover from Record to Play or vice versa, or to fast wind in either direction, needs mechanical alteration as well as switching. However, you must already have thought of that.

This is the one case where remote control switching is simple and effective—where a transistorised supply is used, and battery-driven motor. Your suggestion of breaking the battery supply is quite feasible—it only remains to ask, "where?" As the batteries insert by sliding on one another, I would suggest that the simplest way, to save dismantling, is an insulated sandwich. This can be made quite thin, with foil gummed to laminate, and cut to shape to sit between two cells. Connect the leads to your switch, but keeping these two leads quite isolated from any other, and as far from mains-carrying equipment as possible.

## Dubbing Problems

Dear Sir, I would be very pleased if you would advise on the following queries. I have a Butoba MT5 twin-track recorder which I use mainly for bird recording. This is a transistor machine with an input of 100 K, 200 mV. I also have a 1-track Philips EL3541 with a valve line-up of one EF86, ECC83, ECL82, EM84, and EZ80 respectively. When copying from the Philips to the Butoba (dubbing Butoba-recorded originals), an attenuator is employed as the two machines are unmatched. It is possible, I feel, that a better undistorted output might be obtained by taking a signal from one of the Philips valves. If you agree, would you specify what valve should be tapped and from what terminals?

The overall playback response from the 1-track machine is surprisingly good but I have discovered a speed variation between the two recorders. The Philips, on test, is running at approximately 3.64 i/s instead of 3.3. Could you advise how to adjust this as I cannot find any means of doing this short of altering the mains voltage setting, i.e. lowering it to make the machine run faster, and this doesn't seem very prudent.

The remaining problem is one of background hiss, which is increased on the dubbed tape, despite the liberal use of a head degausser, and a general clean-up of the heads. You may be able to suggest a simple filter circuit which will reduce or eliminate this noise.

Yours faithfully, N. E. L., Newton Abbot.

The mismatch you speak of when coupling the Philips EL3541 to the Butoba MT5 should not be necessary if you feed the high impedance output of the Philips to the radio input of the Butoba. The Butoba radio input requires 200 mV fully to modulate the tape, with an input impedance of 100 K. The high impedance output of the Philips from the PU socket gives 1.5V from a fully modulated tape, from 50 K. This is, of course, too much, and would need the replay gain turned down quite a lot. I should image that the signal-to-noise ratio for bird-call material is extremely important, and so you may need your attenuator between the Philips and Butoba. But a 2:1 step-down would be quite suitable, and quite opposite to mismatching, would, in fact, bring the matching conditions nearer.

Speed variation cannot be overcome in this instance by changing voltage tapping. The motor is more responsive to frequency change and is widely tolerant of voltage differences. You would need to change the capstan, which would appear to be slightly undersize, but the trouble could equally well be loss of belt tension, and the sprung tension roller should be checked.

## THESE RECORDERS ARE "HOT"

ROBUK Electrical Industries announce yet another theft of a consignment of tape recorders, this time from a lorry in Derby. The serial numbers are as follows: 48067, 48076, 48222, 48180, 48057, 48039, 48203, 48065, 48117, 48075, 48212, 48170, 48290, 48275, 48078, 48018, 48010, 48052, 48130, 48172, 48064, 48079, 48179, 48083, 48178, 48152, 48096, 48174, 48164, 48105, 48168, 48087, 48176, 48107, 48183, 48053, 48083. All these machines were new RK4 models. Also stolen were two used recorders, an RK4 48316, and RK3 33094. The police and the company will welcome news from any person who is offered an item from the above list.

YOUR  
RECORD  
& EQUIPMENT  
SHOP

# CHELSEA RECORD CENTRE

203  
KINGS  
ROAD  
CHELSEA  
SW 3  
FLAXMAN 2596

## TAPE RECORDER COVERS



Smart waterproof cover to give complete protection to your tape recorder. Made from rubberised canvas in navy, wine, tan, grey and bottle green with white contrasting pipings. Reinforced base, handy zip microphone pocket and name panel.

Philips EL3536	70	-
.. EL3515	57	6
.. EL3541 15	57	6
.. 3541H		
.. Starmaker	66	-
Coskor 1602	57	6
.. 1601	63	-
.. 1605	84	-
Stella ST455	63	-
.. ST454	57	6
.. ST459	84	-
Saba	63	-
Wyndson Victor	60	-*
Elizabethan Princess	60	-
.. Escort	57	6*
.. Major	63	-
.. FT.1	66	-
.. FT.3	75	-
.. LZ29	75	-
Fi-Cord 1A	52	6
Fidelity Argyle	55	-*
Clarion (with strap)	52	6
Brenell Mk.5	77	-
.. 3 star	69	-
Minivox C	61	-
Robuk RK.3	67	6
Ferroglyph	80	-
Sony 521	90	-
Revox	84	-
Optacord 414		
.. 412		

Grundig TK.1	49	6
.. TK.5	55	-
.. TK.8	63	-
.. TK.14 & 23 & 18	59	6
.. TK.20	52	-
.. TK.24	55	-
.. TK.25	55	-
.. TK.30	60	-
.. TK.35	63	-
.. TK.40 & 41	66	-
.. TK.46	82	-
.. TK.55	63	-*
.. TK.60	75	-*
.. TK.830 3D	63	-
.. Cub	35	-*
Telefunken 85	65	-
.. 75 15 & 76K	55	-
.. 95	69	6
Philips 8108	57	6
.. 8109	63	-
.. 3534	87	-
.. 3459	79	6
.. EL3538	63	-
.. EL3542	63	-*

A. BROWN & SONS LTD.  
24-28, GEORGE STREET, HULL TEL: 25413, 25412

Have a "sound initiation"  
at the **1964**

INTERNATIONAL

**AUDIO  
AUDIO  
AUDIO**  
**FESTIVAL & FAIR**

*Hear for the first time!*

... the newest and best sound equipment. Compare the finest loudspeakers, amplifiers, tape recorders, pick-ups, discs, tapes and accessories from all over the world. There is as much for the newcomer to the world of quality sound as for the expert.

Anyone who has pleasure in using and listening to Hi-Fi should not miss this year's AUDIO FAIR.

**APRIL**

Thursday	2	4 p.m.-9 p.m.
Friday	3	11 a.m.-9 p.m.
Saturday	4	11 a.m.-9 p.m.
Sunday	5	11 a.m.-8 p.m.

**TO OBTAIN COMPLIMENTARY TICKETS**  
Just ask at your nearest Audio, Radio, Music or Record shop or write direct (enclosing a stamped, addressed envelope) to:  
\* Audio House, 42 Manchester Street, London, W.1

**HOTEL RUSSELL**  
RUSSELL SQ, LONDON W.C.1.



*Try it yourself . . .*

**THERE IS NOTHING LIKE D 12**

Because the D 12 dynamic directional microphone with cardioid characteristic has no tendency for developing feedback when loudspeakers are located near the microphone. And, if you want more brilliancy, fuller bass, crystal clear transparency and higher volume, ask for the D 12.

Excellent sensitivity and magnetic shielding. Frequency response 40-15,000 cps, 18 db front back ratio. Price: £34.0.0.



**POLITECHNA (LONDON) LTD.**  
3 PERCY STREET  
LONDON, W.1

Telephone: LAngham 6236 Telex: 23894 Cables: Polindust London

Amalgamated Wireless (Australasia) Ltd., Sydney, Wellington—Connoisseur Records Ltd., Dublin—McCurdy Radio Industries Ltd., Toronto—International Aeradio (East Africa) Ltd., Nairobi—David Pollock (Pty.) Ltd., Johannesburg—A. Rajab & A. Silsilah, P.O. Box 203, Jeddah—Soundrite Ltd., Singapore, Penang, Kuala Lumpur—The China Engineers Ltd., Hongkong.

## our readers write . . .

. . . about tapes for the handicapped

**From: G. Ravenscroft, Hon. Secretary, The Listening Library Limited.**

Dear Sir, We supply books on tape for the blind, partially blind, and the physically handicapped. Because of copyright, and for other reasons, we also supply a special playback machine designed for operation by blind persons. All normal length books are recorded on a single tape, which can be played right through by one turn of a switch.

Although the machine is quite straightforward, those who operate it are, because of their disabilities, often rather lacking in confidence when they first handle it. They need someone to explain patiently when the machine arrives, and particularly someone who can call in during the first week-or-two to iron out any difficulties that may have occurred, and give reassurance that all is going well.

Would individuals or groups, anywhere in Britain, who could perform such a service please get in touch with the Founder of the Listening Library, Mrs. Norma Skemp, 31 Queen Anne's Gate, London, S.W.1.

*Yours faithfully.*

\* \* \*

. . . about tapes for the blind

**From: J. W. Crockett, Hemel Hempstead Round Table, 25 Bennetts Gate, Bennetts End, Hemel Hempstead, Hertfordshire.**

Dear Sir, We should like to thank you for publishing our appeal for assistance from readers, in *Our Readers Write*, last December. The number of replies to our request was overwhelming, and I am pleased to tell you that we have been able to contact local enthusiasts who are keen to help.

We are one of several organisations which, in turn, entertain members of the local Blind Association, and through our letter we have made contact with a blind recording enthusiast who keeps a library of tapes that are of particular interest to blind people. We now have the advantage of being able to call on a large selection of his tapes, in return for which our organisation will be recording technical books for blind students, to add to the library.

*Yours faithfully.*

\* \* \*

. . . about tape letters

**From: Charles L. Towers, Secretary, Worldwide Tapetalk, 35 The Gardens, West Harrow, Middlesex.**

Dear Sir, I cannot let Rafe Seabrook's comments, in his article "Tape Memoranda" (February issue), go by unheeded. When he remarks that the practice of recording and posting "tape-letters" is a disease, he hastens to add that he has probably invited the wrath of many interested people. No doubt Mr. Seabrook is quite sincere in all he says, but I half suspect that he makes some of his bitter attack on tape-sponding in the hope that he may excite a certain amount of controversy. In which case he has succeeded!

*Continued on page 83*



## — YOUR TAPE DEALER —

Specialists in Hi-Fi Equipment and Tape Recorders

### CHELSEA RECORD CENTRE

203 KINGS ROAD, S.W.3 FLA 2596

Open till 8 p.m. (except Thursdays)

Disc and Tape Reproducing Equipment and Tape Recorders  
by Leading Manufacturers

Custom Built Installations

All High Fidelity Requirements and Services Available

Estimates Free

Personal Service

### Custom High Fidelity

371 Green Lanes Palmers Green N.13 PALMERS GREEN 5228

# hifi

FOR ALL LEADING  
AUDIO EQUIPMENT

call, write, or telephone

hampstead HIGH-FIDELITY

91a Heath Street, Hampstead, London N.W.3 Telephone HAMPstead 6377

ENGLAND'S BIGGEST T/R SPECIALISTS

# HOWARD

218 HIGH ST. - BROMLEY - RAV. 4000

## LASKY'S RADIO

ALL LEADING MAKES IN STOCK

Cash or Easy Terms

LONDON'S FINEST SERVICE

207 EDGWARE ROAD, W.2

PAD 3271/2

152-153 FLEET STREET, E.C.4. FLE 2833

33 TOTTENHAM COURT ROAD, W.1. MUS 2605

★ PART EXCHANGES WELCOMED ★

- ★ ALL MAKES Hi-Fi and Tape Recorders supplied
- ★ PART EXCHANGES. Terms 12, 18 or 24 months
- ★ SONY Specialists. Full Range Stocked
- ★ GUARANTEED Recorder Repair Service

MAC'S CAMERA SHOPS LIMITED

250-252 KING STREET, HAMMERSMITH, LONDON, W.6  
RIV 8581-2 Hours 9-6 Thursday 9-1

## SHEEN TAPE RECORDER CENTRE

SPECIALISTS IN TAPE RECORDERS, ACCESSORIES, HI-FI EQUIPMENT  
YOUR CENTRE FOR FRIENDLY HELP—SALES AND SERVICE

8 STATION PARADE,  
SHEEN LANE, SHEEN,  
LONDON, S.W.14

Showrooms Open until 7 p.m.

PROSPECT 0985

(Opposite Marlake Station S.R.)

## CROYDON'S TAPE RECORDER CENTRE

All leading makes in stock, Hi-Fi equipment, cabinets, etc.  
Service agents for AKAI Tape Recorders

SPALDING ELECTRICAL LTD.,

352/354, Lower Addiscombe Road,  
CROYDON.

ADDISCOMBE  
1231/2040





## INTERESTED IN MONEY?

Want the best in Tape Recorders and Hi-Fi without wasting your money? Object to paying high interest rates? Object to paying for servicing? Tried Howard Tape Recorders?

You can buy from us on **FREE H.P. TERMS UP TO 18 MONTHS** ★ You pay **NOTHING** for delivery, anywhere in the U.K. ★ You pay **NOTHING** for servicing in the first 12 months ★ You get special cash terms ★ You deal with the biggest Tape Recorder Specialists in the country, who have sold more machines over the last 10 years than any other dealer, for one simple reason — **WE GIVE YOU THE BEST TERMS YOU CAN GET.**

*Think we are lying? Go on, risk 3d.—write or phone us now for free brochures and full details of all our offers. If we don't convince you, we'll buy you a new straight-jacket—you deserve it.*

**218 HIGH ST.  
BROMLEY  
KENT**

RAVensbourne 4000/4477

# HOWARD

**TAPE RECORDERS • CAMERAS • HI-FI**

## our readers write . . .

Your contributor fails to appreciate that the great thing about this fascinating hobby is that it is a *creative* hobby, and the fun lies, not so much in receiving, as in the making of tape letters. Let me be the first to agree that many tapes are (to use his own words) "spools of utter nonsense". They may contain a lot of dubbed music of inferior quality with very little speech and original thought added, but even so they may have provided a lot of amusement to the maker, and it shows that he, or she, is at least attempting to be creative, rather than sitting in front of a television or radio night after night.

A person who dabbles in canvas and paint may produce a horrible mess that would send a shudder through his best friend, but nevertheless satisfaction has been achieved in the execution of the "masterpiece". This can be said of most hobbies, it is not so much the finished results which matter, but rather the personal sense of fulfilment in utilising mind and fingers, and I can assure Mr. Seabrook that many people who are exchanging terrible tape-letters with each other know quite well that their efforts are far from perfect, but it is the best they can do with perhaps limited resources and lack of professional "know-how" that I am quite sure Mr. Seabrook possesses. The point is that these people are having a whale of a time swopping these sort of tapes, and it must be granted that with each tape letter they make they are bound to improve.

It is a great pity that Rafe Seabrook has had such uninvited tapes inflicted upon his disturbed ears, but really the remedy is very simple for him and others who can find neither time nor tolerance to be bothered with them . . . on their recorders is a little knob marked *Fast Forward*. Why do they not use it? Or are they afraid they may miss something after all!

*Yours Faithfully,*

### CLASSIFIED ADVERTISEMENTS

No responsibility will be accepted by the editor, the publishers, or the printers of "The Tape Recorder" for the quality of any goods offered, bought, or exchanged through the medium of these columns, or for any failure in payment, etc., though the greatest care will be taken to ensure that only bona fide advertisements are accepted.

Advertisements for this section must be pre-paid and accompanied by a postal order, money order, or cheque. The rate is 6d. per word with a minimum charge of 7s. 6d. Box numbers may be used for an extra charge of 1s. 6d. The trade rate is 9d. per word, plus 2s. for a box number, conditions on application. Send replies to box numbers, c/o "The Tape Recorder", 99 Mortimer Street, London, W.1.

Advertisements for the April issue must arrive not later than March 3rd.

### SITUATIONS VACANT

**Tape Recorder Specialists** have a vacancy for a junior salesman with previous experience. Apply The Manager, R.E.W. Earlsfield Ltd. 266-8, Upper Tooting Road, London, S.W.17. Tel. BALham 9174/5

**Berry's Radio**—Vacancy for engineer with technical knowledge of tape recorders, Hi-Fi equipment, etc. Permanency—good salary, 25 High Holborn, W.C.1.

### PERSONAL

**Tape enthusiast with small capital** sought to come in on partnership basis new exciting product. "Wellwood", Steel Cross, Crowborough, Sussex.

### FOR SALE

**Mylar Tape.** Example: 7 in. 2,400 ft., 22s. 6d., P. & P. 1s. 6d. S.A.E. for list. Leda Tapes, 12 Montague Road, E.11.

*Continued on page 85*

**CITY & ESSEX** BRITAIN'S FINEST  
**TAPE Recorder Repair Specialists**  
**RECORDER CENTRES** See Page 78

## — YOUR TAPE DEALER —

### WIMBLEDON'S TAPE RECORDER CENTRE

Agents for: FERROGRAPH, VORTEXION, SIMON, BRENELL, GRUNDIG, PHILIPS, COSSOR, ETC.

GET IT TAPED THE EXPERT WAY—By letting us install your apparatus

**TEL-LEE-RADIO**

LI Berty 4946

220 The Broadway, WIMBLEDON, S.W.19

## — Country and Provincial —

BOURNEMOUTH

### NATIONAL RADIO SUPPLIES

66 Holdenhurst Road,  
Bournemouth

Tape, Hi-Fi & components

Tel. 25232

H. D. KIRK

*Stereolectrics*  
LIMITED

Specialists in High Fidelity

Phone: 23093

150 HIGHER BRIDGE STREET

BOLTON

CHELTEMHAM

### MODERN RADIO (Cheltenham) LTD.

Service and Hi-Fi Dept.

40/42, St. James Street

Ferrograph, Revox, Telefunken and Truvox always in stock

TELEFUNKEN appointed Service Agent.

Phone: Cheltenham 21216/7

COVENTRY  
& DISTRICT  
CO-OPERATIVE  
SOCIETY LTD.

HIGH FIDELITY SOUND EQUIPMENT TASTEFULLY  
DISPLAYED FOR YOUR "BROWSE AROUND" ENJOYMENT

All leading makes: Amplifiers, Control Equipment, Loudspeakers, Cabinets, Tuners, Microphones, Tape Recorders and Ancillary Items in stock or quickly obtainable.

Coventry & District Co-operative Society Ltd., High Fidelity Sound Section, Electrical Dept., First Floor, Central Premises, Corporation Street, Coventry Tel. Coventry 24031-10 lines

R.E.S. (COVENTRY) LTD.

### SPECIALISTS IN HIGH FIDELITY and all makes of Tape Recorders

All leading makes of High Fidelity Equipment stocked and demonstrated under ideal conditions. ★ *The Best Selection—Terms and After Sales Service in the MIDLANDS.*

R.E.S. (Coventry) Ltd. 128 Far Gosford St. Coventry 28781/2

FARNHAM, SURREY

- ★ Stockists of all the leading makes of High-Fidelity Equipment
- ★ Comparative Demonstrations
- ★ Cabinet Manufacturers and Designers
- ★ Personal service and satisfaction guaranteed
- ★ Specialists in custom-built Hi-Fi Equipment

### LLOYD & KEYWORTH LTD, The Record Shop

26/7 Downing Street, Farnham, Surrey.

Telephone: Farnham 5534

SURREY AND HAMPSHIRE'S HI-FI DEALERS

### TAPE RECORDER CENTRE (HALIFAX)

Stock all the best Tape Recorders; Hi-Fi Equipment; Tape; L-P Records, etc.

DEMONSTRATIONS DAILY BY EXPERT STAFF  
2 years FREE SERVICE ON NEW RECORDERS over £35

30 King Cross Street, Halifax.

'phone 66832

the most complete tape recorder in the world—  
the BANG AND OLUFSEN

# STEREOMASTER

Supreme  
example  
of  
Danish  
precision  
engineering

If you  
cannot come  
ask us to  
send you  
full  
technical  
details

OPEN till 9 p.m.  
including  
Saturday;  
closed  
Thursday.

57  
FAIRFAX RD.  
SWISS  
COTTAGE  
NW6  
MAI 8855

The B & O STEREO MASTER gives you professional standards of performance and more facilities than any other tape recorder—separate record and playback heads—2 erase heads—3 speeds—Papst motor—3 dual channel inputs through built-in mixing panel with 3 slide potentiometers for simultaneous mixing—the STEREO MASTER is FULLY TRANSISTORISED and includes two 8 watt output amps (also available without amps)—playback pre-amp has separate bass, treble and balance controls—before, and after tape monitoring—Echo, "sound on sound" and transfer from track to track by push buttons—inputs for tuners, for magnetic pick-ups (2 mV sensitivity)—for microphones (up to six microphones may be used by plugging in extra microphone input pre-amps)—outputs for other amplifiers or merely connect the STEREO MASTER to a pair of speakers, a pick-up, etc., and you have the world's most advanced and complete home music and public address system. **ONLY 105 gns.**

# STUDIO 99

# LUSTRAPHONE

—the foremost name in microphones



## RIBBONETTE MICROPHONE

A pencil ribbon microphone giving the highest standard of monaural or stereophonic reproduction, the Ribbonette by Lustraphone is a really high quality product.



## LAVALIER MICROPHONE

With an adjustable halter neck to leave the hands free, the Lavalier by Lustraphone is a most efficient dynamic microphone, equally effective indoors or outdoors.

Send for fully illustrated literature

### LUSTRAPHONE LIMITED

(Dept TR2) St George's Works, Regents Park Road,  
London NW1 PR1mrose 8844/5/6

# Lee Electronics

TAPE RECORDER & HI-FI AUDIO SPECIALISTS

... See and hear the best in Hi-Fi at our Edgware Road Showrooms.

The fabulous B & O All-Transistor Stereo Tape Recorder at 105 gns.

The B & O 'Beolit' Model 609 AM/FM Portable Radios with L/M/S and VHF Wavebands. (When used as a Tuner gives first-class results.) At 21 gns. Export Model also available with L/M and 3 Short Wavebands at 19 gns.

The new REVOX Model 736 with Twin Record V/U Meters, fitted in Teak or Rosewood Plinths for Horizontal or Vertical Mounting, at 118 gns.—Portable Model at 120 gns.

Transcription Record Player Plinths finished in Teak or Sapele Mahogany. Size 16" x 13" x 4½". Will accommodate Lenco GL70, GL58, Garrard 4HF, Lab 'A', ATC, 'Slimline', Thorens, etc. Price 49/6d. plus 4/6d. P. & P.

S.A.E. for Technical Specifications of the above models.

**LEE ELECTRONICS** PAD 5521  
400, Edgware Road, Paddington, LONDON, W.2

'Q'-C O R D  
U O B E U  
A M J E A L T  
L P C T I A B T R  
I A C T I V E L B A C  
T C V E L E R A C  
Y T E E E K

60-10,000c/s  
±3db.

sig./noise 38db.

Heads by  
BOGEN

Push Pull Osc.  
AC erase.

10 x 10 x 4.  
5 lbs.

3½ I.P.S.

Constant speed.

4½ inch spools.

2 hrs. play.

Operate in any  
position.

Buhler motor.

Finest compo-  
nents.

West German  
made.

No pr. pad on  
record head.

Replay pre-rec  
tapes.

Ideal for dub-  
bing.

Inputs for  
mike, radio  
outputs for  
amp. & spkr.

Powered from Mains/Battery/Car Battery/  
6v. or 12v./Also for 203 6v. accumulator.

"Complete with dynamic mike, tape, spool, radio lead, cct. diagram, batteries, etc."

203 - 34 Gns. R119K - 33 Gns.

Write for full details

**C. Braddock Limited**

266 Waterloo Road, Blackpool

Telephone: 45049



## CLASSIFIED ADVERTISEMENTS

"Tape Recorder", Volume 1 and Volume 2, complete in binders, good condition. Best offer secures. Box No. 364 (London).

Clearance of surplus equipment, first reasonable offer accepted for any of the following items, all in first class condition. Quad AM tuner, pair STC 4035 Microphones (600 ohms) one with floor stand; AKG D88 stereo microphone; Shure M33-5 pickup cartridge; two pairs of S.G. Brown "Type K" headphones. Box No. 364 (London).

EMI L2B (15 in/sec.) battery portable, 2 microphones, stethophone. Just overhauled by EMI, immaculate. £45 o.n.o. Fleisher, 9 Carleton Road, Holloway, N.7

Exchange EMI 78 disc cutter for Butoba portable or early Ferrograph. This outfit is complete with £9 worth of blanks, spare styli, 15 watt drive amplifier, ribbon mic and monitor speaker. In perfect working order, lathes of doubtful quality, sell for £30 without accessories, or cash offer, buyer collects. J. R. Gomer, 150 Layer Road, Colchester, Essex.

Gramophone motors, clockwork, wind up, complete from 7/6d. S.A.E. for details. Tech-Aid, 4 Albion Place, Maidstone.

Fi-Cord 1A, Battery charger, excellent condition, batteries and tapes, £40, Phone CUN 6959 after 6 p.m.

Ferrograph 5 A/N. Latest version as brand new £69 10s. 51 Fishergate, Preston. 56250.

### TRADE

Cinesmith Depolariser demagnetises your record/playback heads in situ. Use occasionally for better recordings without hiss and with background silent as the grave no matter how often played. From your dealer or Cinesmith Products, Regent Street, Barnsley, £2 5s. Write for leaflet.

Pre-recorded tapes. Unique complete catalogue listing all makes, mono, stereo, 7½ and 3¾ i/s including World Record Club tapes. Call for free copy or send 1s. mailing fee. Dept. T.R.3, Teletape Ltd., 33 Edgware Road, W.2. Phone: PAD 1942.

Lee Electronics, The Tape Recorder and Hi-Fi Specialists, can now undertake Wow and Flutter Tests with their latest 'Gaumont Kalee' Wow and Flutter Meter. Test Report supplied. 24-Hour Service. Price —25s. 400 Edgware Road, Paddington, W.2. Paddington 5521.

We specialise in Tape Recorder and Hi-Fi Repairs and offer a speedy service. Telesonic Ltd., 92 Tottenham Court Road, W.1. MUS 8177. Leading Hi-Fi Dealers.

A Unique Buy! Recording tape top brand, 5½ in. 1200 ft. 19s. 6d., 7 in. 2400 ft. D.P. 28s. 6d. P. and P. 1s. 6d. per spool. Bargains in all sizes. S.A.E. for list. E. C. Kingsley & Co., 132 Tottenham Court Road, London, W.1. Phone: EUSton 6500.

(Continued overleaf)

### BRAND NEW TOP QUALITY 100% TESTED RECORDING TAPE

(As supplied to the Far East Broadcasting Corp.)

All English tapes now P.V.C. All American tapes now Acetate and Mylar.

	Size	Length	ENGLISH	AMERICAN
STANDARD PLAY	3"	150'	2/6	
	5"	600'	9/-	8/-
	5½"	900'	11/6	10/9
LONG PLAY	7"	1200'	16/-	15/-
	3"	220'	3/-	
	5"	900'	11/6	11/-
DOUBLE PLAY	5½"	1200'	16/-	15/-
	7"	1800'	23/-	19/-
	5"	1200'	21/-	16/-
	5½"	1800'	24/-	19/-
	7"	2400'	39/-	26/-

Post and Packing 1/- per Spool. 4 or more post free

Money refunded in full if not delighted (refund still never ever requested)

**SPECIAL OFFER. Brand New Stereophonic Tape Recorders**

Retail price 48 gns, our price £24.0.0 Guaranteed for 12 months

**N. WALKER, 28 Linkscroft Ave, Ashford, Middx. Tel: Ashford 53020**

## YOUR TAPE DEALER

### LEICESTER ALL YOUR HI FI REQUIREMENTS

Speakers by: H.M.V. QUAD LEAK ROGERS  
TANNOY MORDAUNT LOWTHER W.B.  
WHARFEDALE GOODMAN.  
Tape: FERROGRAPH REFLECTOGRAPH GRUNDIG  
SIMON BRENELL

Record Department: ALL LABELS-PARASTAT SERVICE.  
LEICESTER CO-OPERATIVE SOCIETY LIMITED, High Street, Leicester. Tel: 20431

### STOCKPORT

### FAIRBOTHAM & CO. LTD.

47 LOWER HILLGATE STO 4872

FERROGRAPH, REVOX, TANDBERG, BRENELL,  
SIMON, TRUVOX, SONY, PHILIPS, MAGNAVOX,  
GRUNDIG, TELEFUNKEN

All models on comparison demonstration.  
Evening demonstrations by appointment

## MANCHESTER LANCASHIRE HI-FI Limited

and now incorporating

The Tape Recorder Specialists

**DIXONS ELECTRONIC** (Sales and Service)  
8 DEANS GATE - - - next to Grosvenor Hotel

## TAPE RECORDERS and HI-FI

OPEN FRIDAYS TILL 8 O'CLOCK

The Largest Electrical Store in the North

**Fenham Radio**

158 NEW BRIDGE STREET,  
NEWCASTLE UPON TYNE 1

Telephone: 29866

## WESTWOOD'S of OXFORD

46 GEORGE STREET

PHONE: 47783

PETERBOROUGH, NORTHANTS

Tel: 5643/5644

## CAMPKINS RECORD SHOP

RECORD TAPE AND HI-FI EQUIPMENT SPECIALISTS

NEW ADDRESS

15 LONG CAUSEWAY

LARGE STOCKS

(IN CITY CENTRE)

### PLYMOUTH

## TOM MOLLAND LTD.

102 CORNWALL STREET

Phone 69282

FERROGRAPH, REVOX, TANDBERG, SIEMENS, AKAI, UHER, SONY,  
B & O STEREO MASTER, FI-CORD, AND

The largest selection of Hi-Fi equipment in the West

## HAMILTON ELECTRONICS

HIGH FIDELITY TAPE RECORDERS 35 LONDON ROAD

TEL. 28622

**SOUTHAMPTON**

## CLASSIFIED ADVERTISEMENTS

If quality matters consult Audio Supply Association for better terms. 60 page photographically illustrated Hi-Fi catalogue 4s. 6d. Part exchange, servicing. Your precious tapes transferred to unbreakable L-Ps by specialists. Specify requirements. 10 Clifford Street, London, W.1.

**Sound Effects**—Castle 45 r.p.m. discs, 8s. each or on tape 18s. 6d. each including postage and packing. Titles include: mixed effects, trains, animals, military parades, electronic music, bells and sirens, haunted house, etc. Send 3d. stamp for lists. Recorded Tuition Limited, 174 Maybank Road, South Woodford, London, E.18.

### WANTED

**Lee Electronics.** The Tape Recorder and Hi-Fi Specialists wish to purchase good quality Tape and Hi-Fi Equipment for cash. 400 Edgware Road, W.2. Phone: PADDington 5521.

**Highest cash prices offered** for good quality Tape Recorders and Hi-Fi. See our ad. page 77 this issue. R.E.W., 266 Upper Tooting Road, London, S.W.17.

**Cub mains power pack** type M.P.P.I. 240v. W. Parker, 5 Mandania Road, London, S.E.22

**Wanted to borrow** for copying or would buy tape recording of "Pick of the Pops" broadcast 4 p.m. Sunday 29th December, 1963. Box No. 365.

### TAPE EXCHANGES

**Calling frustrated radio "hams" and others!** Speak and listen to the world by opening a Tape Station! S.A.E. for particulars:—Worldwide Tapetalk 35, The Gardens, Harrow.

### STUDIO FACILITIES

**Tape to Disc service,** editing, and dubbing, all speeds. Studio available for musical groups. Outside recordings our speciality. Ilford Sound Recording Service, 63 Aintree Crescent, Barkingside, Ilford, Essex. Phone: CRE 8947 and GRA 5107. S.A.E. for list.

**Rapid Recording Service,** 78s. and L.Ps. from your own tapes. (48-hour service.) Master Discs and pressings. Recording studio. Mobile recording van. Manufacturers of the Sleep-o-Matic Unit. Foreign language courses available for sleep-learning. Brochures and price lists on request from: Dept. T.R.21, Bishops Close, London, E.17.

**Tape to Disc Recordings.** Finest professional quality, 10 in. L.P. 35s. (32 min.); 12 in. L.P. 40s. (45 min.); 7 in. E.P. 17s. 6d. 48-hour Postal Service. S.A.E. for leaflet, to: Deroys Sound Service, 52 Hest Bank Lane, Hest Bank, Lancaster.

PLEASE MENTION THE TAPE RECORDER  
WHEN REPLYING TO ADVERTISEMENTS

## COMPLETE "SLEEPOMATIC" UNIT FOR ONLY £20

Comprising transistorised tape machine, auto time-switch, microphone, batteries, and under-pillow speaker.

**INTERESTING FREE BOOKLET**  
and details of our range of tapes, discs, and equipment gladly sent on receipt of postcard.

(We are the pioneers of Automated Sleep-learning in Gt. Britain.)

**EDUCATIONAL RECORDINGS LIMITED**  
(Dept. TR) 21 Bishops Close, Church Lane, London, E.17.

## YOUR TAPE DEALER

18 QUEEN STREET SALISBURY  
**J. F. SUTTON**  
RECORDS - RECORDERS - HI-FI  
421 SHIRLEY ROAD SOUTHAMPTON  
111 EAST STREET

**Audio Electronics (Midlands) Ltd.**  
Specialists in Dictation Mcs., Tape Recorders, Inter-Com., Tapes and Accessories  
Full After Sales Service on all Equipment  
PHILIPS, GRUNDIG, TRUVOX, UHER, ETC.  
**203 STAFFORD STREET WALSALL** Tel.: 21086

### WORTHING, SUSSEX

We stock Hi-Fi Equipment by Leak, Quad, Goodsell, RCA, Acos, Garrard, Collaro, Tannoy, Wharfedale and Goodman and give fully comparative Demonstrations

### BOWER & WILKINS LTD.

1 Becket Bldgs., Littlehampton Road Worthington 5142

## TAPE TO DISC SERVICES

The following are members of the Association of Professional Recording Studios who can be relied on to give satisfaction

### MJB RECORDING & TRANSCRIPTION SERVICE

specialise in the production of microgroove records from Professional and Amateur recordings (Acetate copies; Mono and Stereo pressings). Extended playing times achieved by controlled cutting techniques. Studio, Mobile, "Off the Air" and all recording services. Detailed booklet available.

7 HIGH STREET, MAIDENHEAD (Tel: 25630)

TAPE RECORDERS - AUDIO EQUIPMENT - DISC CUTTING STD & LP FROM TAPE - STUDIO FACILITIES - HIRE SERVICE - SALES - EXCHANGES

### MAGNEGRAPH

1 Hanway Place, London, W.1.

Tel: LAN 2156

## ADVERTISERS' INDEX

	Page
A.K.G. ...	80
Agfa Ltd. ...	52
B.S.R. ...	64
C. Braddock Ltd. ...	84
A. Brown & Sons Ltd. ...	79
B.A.S.F. Chemicals Ltd. ...	88
Chelsea Record Centre ...	79
City & Essex Tape Recorder Centres ...	78
DeVilliers (Electronic World) Ltd. ...	62
J. J. Francis (Wood Green) Ltd. ...	58
Francis of Streatham ...	78
Grampian Reproducers Ltd. ...	72
Heathkit ...	60
Highgate Acoustics ...	76
Howard Tape Recorders ...	82
International Audio Festival & Fair ...	80
Irish Tape (A. C. Farnell Ltd.) ...	74
Kodak Ltd. ...	46
Lee Electronics Ltd. ...	84
Lustraphone Ltd. ...	84
Philips Electrical Ltd. ...	68, 87
Recorder Co. ...	76
R. E. W. Earlsfield Ltd. ...	77
Studio 99 ...	84
Tandberg (Elstone Electronics Ltd.) ...	74
Tellux Ltd. ...	47
Truvox Ltd. ...	48, 49
W. A. L. (Elstone Electronics Ltd.) ...	72
World Record Club ...	50, 51

# Magnificent 6!

Philips offer you  
today's top range  
of tape recorders



**EL 3586**  
PHILIPS  
NEW  
BATTERY  
TAPE RECORDER

Records and plays back anywhere, any time—even while being carried. All transistor for economical running and lightweight portability.

**25 gns.** *Carrying case and mains unit available as optional extras*

**EL 3514**  
PHILIPS  
STARMAKER  
MAINS TAP  
RECORDER



The first mains tape recorder ever to feature the new, space-saving upright styling. Four track recording and playback.

**27 gns.**

**EL 3541**



PHILIPS  
FAMILY TAPE RECORDER

This truly remarkable four-track tape recorder incorporates many advanced features. An ideal machine for the family man.

**36 gns.**

PHILIPS  
**EL 3541/H**  
FAMILY DE-LUXE TAPE RECORDER


All the features of the EL3541 plus the added advantage of a leathercloth-covered wooden cabinet.



**42 gns.**

PHILIPS  
**EL 3549**  
4-SPEED HI-FI TAPE RECORDER

This all-transistor, 4-track, 4-speed tape recorder has no equal in the medium price class. Many professional features.



**62 gns.**

PHILIPS  
**EL 3534**  
4-SPEED HI-FI STEREO TAPE RECORDER  
—WITH MULTIPLAY

Impeccable stereo and mono sound plus *multiplay*—the feature that permits the combination of many monitored recordings on one track.



**92 gns.**

See the complete range at your Philips dealer's

ALL BEAUTIFULLY  
MADE BY



**PHILIPS**

—THE FRIEND OF  
THE FAMILY

PHILIPS ELECTRICAL LIMITED, CENTURY HOUSE, SHAFTESBURY AVENUE, LONDON, W.C.2  
(PTR 4327)





- The beauty of perfect sound captured and retained forever on tape.
- The day-to-day efficiency of the country's business improved by tape.
- In automation—tape electronically controls to a very high degree of accuracy.

- High quality tape ensures the accuracy of computers working at fantastically high speeds.
- Entertainment pre-recorded and played back on tape brings enjoyment to millions of people.

## THE WONDERFUL WORLD OF TAPE

BASF—first to produce magnetic recording tape, so opening up channels which affect every one of us. Today, the imagination, initiative and craftsmanship which made this possible are invested in maintaining BASF tapes at a standard of technical perfection unequalled throughout the world.

BASF magnetic recording tapes are recognized for qualities of dimensional and magnetic stability, full frequency response, negligible print through and mirror finish surface. The wide range ensures that there's a BASF tape for every type of machine and every possible requirement—INCLUDING YOURS.



**SYMBOL OF AUTHENTIC SOUND**

**BASF CHEMICALS LIMITED**

5a Gillespie Road, London N.5. TEL: CANonbury 2011