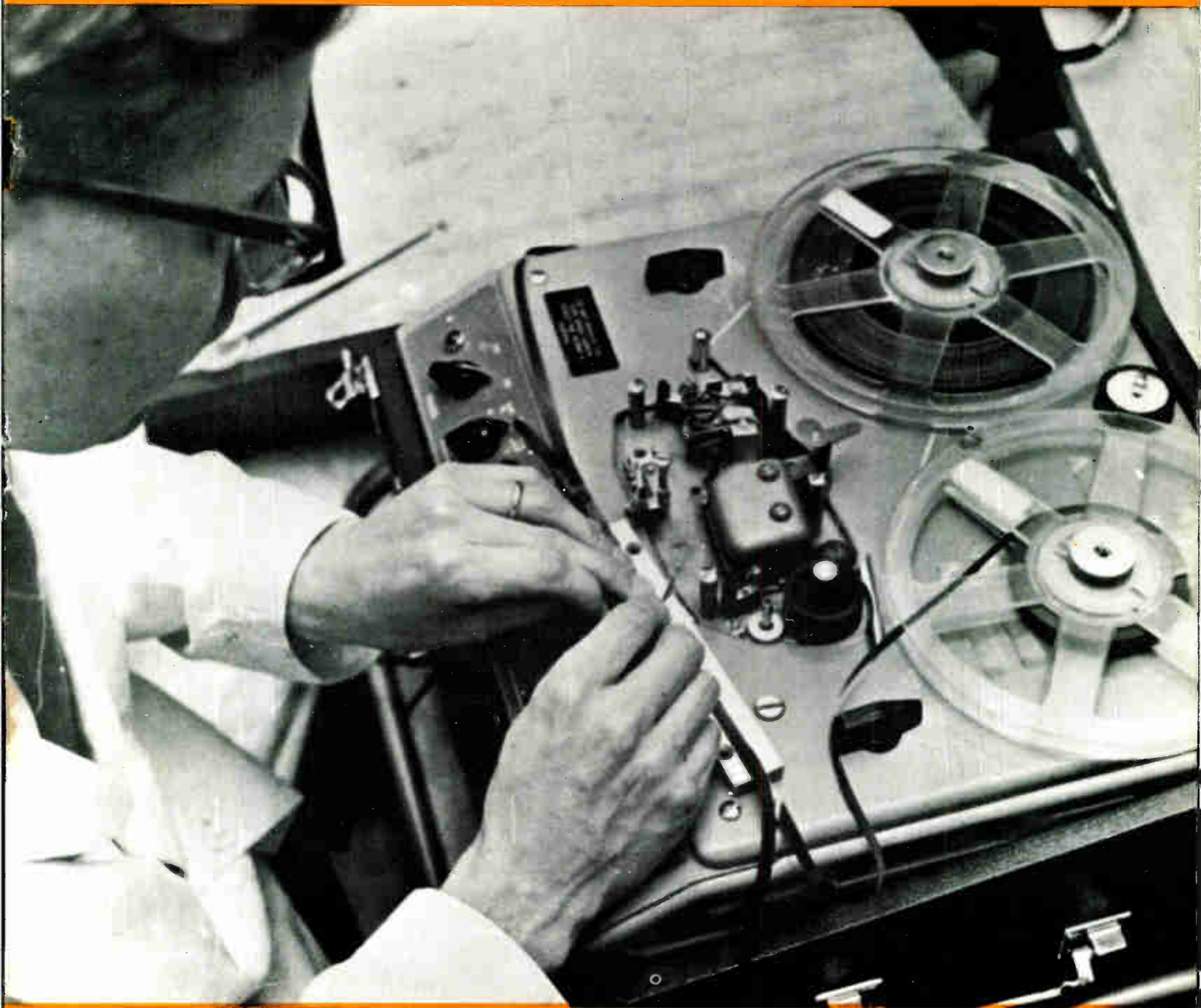


# **the TAPE** *price 2/-* **RECORDER**

OCTOBER 1963  
VOL. 5 NO. 9

INCORPORATING "SOUND AND CINE"



## **TAPE RECORDS REVIEWED**



GO  
FOR ANY  
SOUND  
KEEP IT  
SAFE  
ON



# PHILIPS TAPE

GREEN  
for standard  
RED  
for longplay  
BLUE  
for doubleplay  
GREY  
for tripleplay




Capture a sound on Philips Tape and it's yours for ever—yours to play back and enjoy whenever you like. Available in all current reel sizes of standard, longplay, doubleplay and tripleplay, Philips Tape gives you all these advantages: great sensitivity, wide frequency range, low noise level, high resistance to stretching or breakage, powerful adhesion of the magnetic coating. And of course, they're colour-packed for easy identification. Whatever tape recorder you own, get the best out of it—with Philips Tape.

**FINE PRODUCTS FROM PHILIPS—THE FRIEND OF THE FAMILY**

PHILIPS ELECTRICAL LTD., ELECTRO-ACOUSTICS DIVISION, CENTURY HOUSE, SHAFTESBURY AVENUE, LONDON WC2 (PTA4314)





**Stand by  
for something  
special  
from  
TRUVOX**

*see  
next  
month's  
issue*

Anyone who  
can read  
plain English



can build any  
of our models  
—and save money

**TO ALL MUSIC LOVERS AND HI-FI ENTHUSIASTS**

No electronic or soldering experience is necessary to build any Heathkit model: our simple, well illustrated manual guides you step by step. A FREE CATALOGUE of the full range, and detailed specifications of any item, will be gladly sent without obligation on your part, on request.



TA-IS

**TAPE AMPLIFIER UNITS**

Models TA-IM and TA-IS

The monophonic version (TA-IM) can be modified to the stereo version (TA-IS) by modification kit (TA-IC). Special features include the provision of a bias level control easy-to-read thermometer-type recording level indicators; large printed circuit boards. Both models have identical presentation. TA-IM £19.2.6 TA-IC £6.15.0 TA-IS £24.10.0



**TRUVOX D83/2 AND D83/4**

Tape Decks. High-quality stereo tape decks. D83 2, 2-track for highest fidelity £31.10.0 With TA-IM £47.2.6 With TA-IS £52.6.0

D83/4, 4-track, for most economical use of tape (same presentation). £29.8.0 With TA-IM £45.5.0 With TA-IS £50.9.6



MFS

**"COTSWOLD" MFS SPEAKER SYSTEM**

A minimum floor space model. Size 36in. high x 16½in. wide x 14½in. deep with performance similar to the standard model. Specially designed for small rooms.

**"COTSWOLD" SPEAKER SYSTEM**

This is an acoustically designed enclosure 26in. x 23in. x 14in. housing a 12in. bass speaker with 2in. speech coil, elliptical middle speaker, and a pressure unit to cover the full frequency range of 30-20,000 c/s. Capable of doing justice to the finest programme source. Delivered complete with speakers, cross-over unit, level control, Tygan grille cloth, etc. Either Model £23.4.0

**MONO CONTROL UNIT.**

Model UMC-1. Designed to operate with our model MA-12 or any amplifier requiring 0.25V or less for full output. Suitable for cabinet mounting or free standing. Size 10" x 7" x 4". Available shortly. £8.12.6



UMC-1



**NEW! "OXFORD" TRANSISTOR RADIO Model UXR-2.** Luxury solid leather case, full long and medium wave coverage. Printed circuit facilitates assembly. 7" x 4" high-flux speaker. Send for full details. £14.18.0 incl. P.T.

**POWER AMPLIFIER 12-WATT Model MA-12.** 0.1% THD at 10W. Wide frequency range. Ideal for use with USC-1 and UMC-1. £11.9.6

**COLLARO 'STUDIO' TAPE DECK.**

Operating speeds: 1½ in., 3½ in. and 7½ in. p.s. Wow and flutter not greater than 0.15% at 7½ in. p.s. £17.10.0



With TA IM £30.10.0

**OVER 50 MODELS TO CHOOSE FROM — EVEN A NOVICE CAN BUILD ANY KIT-SET**

**STEREO CONTROL UNIT Model USC-1**

Push-button selection, accurately matched ganged controls to +1dB. Negative feedback, rumble and variable low-pass filters. Printed circuit boards. Accepts inputs from most tape heads and any stereo or mono pick-up. £19.10.0

**GARRARD AUTO RECORD PLAYER Model AT-6.** 4-speed stereo and mono unit, manual or automatic record selection, Ronette 105 cartridge £13.12.1 With Decca Deram cartridge £14.6.1

**NEW! GUITAR/PA AMPLIFIER Model PA-1**

50 W. rms output, 4 inputs for guitars, mic; record player; 2 heavy duty loudspeakers, vol. indicator, variable tremolo; Available soon. Send for details now. £54 15s. 0d.



MALVERN

**HI-FI EQUIPMENT CABINETS**

A range of over a dozen equipment cabinets is now available to meet the differing needs of enthusiasts. Designed for maximum operating convenience or for where room space is an over-riding consideration, this range includes kits, ready assembled cabinets or assembled and fully finished cabinets, and has at least one model to meet your requirements. Why not send for full details? Prices from £6.19.6—£29.8.0

**HI-FI MONO AMPLIFIER. Model MA-5.** A general purpose 5 w. amplifier with inputs for Gram., Radio. Presentation similar to S-33. £10.19.6



**HI-FI FM TUNER, Model FM-4U**

For your convenience, this model is available in two units sold separately: Tuning Unit (FMT-4U—£2.15.0 including P.T.) with 10.7 Mc/s I.F. output, and Amplifier Unit (FMA-4U—£12.6.0). Built-in power supply; 7 valves. Total £15.1.0

**AM/FM TUNER. Model AFM-1.**

This model is available in two units sold separately. Tuning heart (AFM-TI £4.13.6 incl. P.T.) IF Amplifier (AFM-AI £20.13.0) range 88-108 Mc/s (FM) 16-50, 200-550, 900-2000 (AM). Printed circuit board. Total price £25.6.6

**HI-FI STEREO 6-WATT AMPLIFIER**

Model S-33. Attractively styled. Printed circuit construction. 0.3% distortion at 2½ W. chal. 20 dB N.F.B.; sensitivity 200 mV. U/L output, ganged controls. £13.7.6

**DE LUXE STEREO AMPLIFIER**

Model S-33 H. De luxe version of S-33 with many refinements. Ideal for use with Decca Deram pick-up. £15.17.6

**WE GUARANTEE PERFORMANCE TO OUR PUBLISHED SPECIFICATIONS**



**AUDIO SIGNAL GENERATOR Model AG-9U.**

Delivers up to 10 volts pure sine-wave (less than 0.1% distortion, 20 c/s to 20 kc/s). Decade switch-selected frequencies from 10 to 100,000 c/s. Internal 600 Ohm N/I load, or external. £21.9.6

**AUDIO SINE SQUARE WAVE GENERATOR AO-1U.** Covers 20 c/s—150 kc/s in four ranges. Choice of sine or square waves, the latter up to 50 kc/s. £13.15.0

**SUGDEN MOTOR UNIT "CONNOISSEUR CRAFTSMEN".** Heavy duty motor operating at 33½ and 45 r.p.m. Very heavy 12 in. turn-table. Virtually no rumble. £16.6.6



**TRANSISTORISED TELEPHONE AMPLIFIER. Model TTA-1.** Provides instant group listening and conversation. Freely portable for use with any telephone; hands-free operation; automatic switch; 9v battery operated; compact and elegant cabinet. £7.9.6

**HI-FI STEREO 18 WATT AMPLIFIER Model S-99.**

Within its power rating, this is the finest stereo amplifier available, regardless of price. Printed circuit board construction; ganged controls. U/L push-pull output. 0.2% distn. at 9 W chal. £27.19.6



**TRANSISTOR INTERCOM, Models XI-IU AND XIR-IU.** Designed for use in the business office or the home, the Master unit (XI-IU) can operate up to five Remote units (XIR-IU) which give instant service without warming-up delay. "Private" switch. 9 volt battery operated. Supplied with assembled sapele-mahogany cabinets XIR-IU £4.7.6. XI-IU £10.19.6

**HI-FI SPEAKER SYSTEM Model SSU-1.**

This kit is easily assembled. It contains two speakers and balance control in its ducted port reflex cabinet. It is equally suitable for stereo or mono in average room. (Legs 14/6.) Less legs, £10.17.6



**A WHOLE RANGE OF PACKAGED DEALS (INCLUDING "CONNOISSEUR CRAFTSMAN" TURNTABLE and DECCA fms PICK-UP) NOW AVAILABLE TO SAVE YOU FURTHER MONEY.**

**ALL MODELS ARE ALSO AVAILABLE ASSEMBLED—PRICES ON REQUEST**  
All prices include free delivery in U.K. Deferred terms available on orders over £10

JUST POST THIS COUPON FOR FURTHER INFORMATION

Without obligation please send me

★ **FREE BRITISH HEATHKIT CATALOGUE . . .**  
FULL DETAILS OF MODEL(S)

Kindly write below in BLOCK CAPITALS

NAME

ADDRESS

TICK HERE

\_\_\_\_\_

\_\_\_\_\_

HT.10

**A WIDE RANGE OF OVER 250 AMERICAN HEATHKIT MODELS AVAILABLE**

Under our international mail order scheme. Send for Fully Illustrated Catalogue for the nominal charge of 1/- including postage.

**DAYSTROM LTD. DEPT. H.10 GLOUCESTER, ENGLAND**

A member of the Daystrom Group, manufacturers of  
**THE LARGEST-SELLING ELECTRONIC KITS IN THE WORLD**





## MONEY TO BURN? . . .

Then you won't want to know about us.

Go somewhere else, where they charge you high H.P. rates, charge for delivery, charge for servicing, have a little stock and even less knowledge and experience of Tape Recorders. *And the best of luck.*

On the other hand, if you want to save money (or are even downright mean and stingy), HOWARD is for you—Free H.P. · Free Insurance · 500 Machines in stock, 70 different models on show · 10 years experience as the biggest Tape Recorder Specialists in the country · In short *our terms are the best you can get anywhere.*


Cameras, Hi-Fi equipment and Dictating Machines, too!

*Write, phone or call in for catalogue, explaining the full mystery of our business. (Free—but of course!)*

218 HIGH ST.,  
BROMLEY,  
KENT

RAVensbourne  
4000 & 4477

**HOWARD**  
TAPE RECORDERS · CAMERAS · HI-FI



ET 72

# How to make home movies with Emitape

A home movie is much more complete when it is backed by a soundtrack or Emitape. Get a new reel now. Then team up your recorder and cine-camera, and put the silent screen behind you for good.

You can show what a sequence *sounds* like, and animate your screen personalities by giving them back their voices. It will be fun editing the tape, synchronising it with the film, adding music, and superimposing a

commentary. Don't be surprised if there are shouts of 'Producer' at the end of the première!

**NOT SURE HOW TO BEGIN?** Then write in for leaflet No. 5 in the new Emitape series: *Emitape for Home Movies*. It's free! John Borwick has written it specially for Emitape.

If you want other leaflets in this series, or would like to be placed on our mailing list, please fill in the coupon on the right.

## Get another reel of **Emitape**

E.M.I TAPE LIMITED, HAYES, MIDDLESEX

Please send me free leaflets:	
Emitape for Home Movies . . . . .	<input type="checkbox"/> Storing Emitape . . . . . <input type="checkbox"/>
Tape Indexing with Emitape . . . . .	<input type="checkbox"/> Emitape Outdoors . . . . . <input type="checkbox"/>
Adding Sound to Slides with Emitape . . . . . <input type="checkbox"/>	
2 & 4 Track Recording with Emitape . . . . . <input type="checkbox"/>	
Please send me further leaflets in this series, when they are published . . . . . <input type="checkbox"/>	
NAME..... (BLOCK LETTERS PLEASE)	
ADDRESS.....	
.....	
TR.4	



# the TAPE RECORDER

Editor - - - - - MILES HENSLOW  
 News Editor - - - - - Alan Lovell  
 Advertisement Editor - - - - - Julian Berrisford  
 Editorial Offices - - 99 Mortimer Street, London, W.1  
 Telephone - - - - - MUSEum 3967 to 3969



MEMBER OF THE  
 AUDIT BUREAU  
 OF CIRCULATIONS

## EDITORIAL

ONE of the big mysteries about the big and increasing volume of tape recorder sales (and we mean machines: not copies of this magazine!) is the question: "where do they all go?" and another big puzzle is: "what are they all used for?". Many people would like to know the answers to both those questions, and in particular the manufacturers of both machines and magnetic tape. During the past year or so, we have made some penetrating researches; and, as a result, we have stumbled upon some very interesting facts. These facts, and others which we are still collecting, will form the basis for several features in this magazine in the months ahead; but we are still a long way from finding out the answers which we thought we should succeed in getting. The bulk of the tape recorders that are sold each month just seem to vanish without trace, so far as details of use and grouping of ownership go. Increasing sales of spools of tape show that a large number of them are in active use. Sales of tape records, also on the increase, show that many people are using them for the reproduction of music.

At one time we used to think that our own sales of this magazine were in some way a reflection of what was going on. Possibly they are, in a roundabout way, but we have long since realised that a very great number of our new readers are "browsers"—people who have planned to contemplate the scene, and to find out what tape recording is all about, before buying a recorder. We have also discovered, from readers' letters, that an unbelievably large proportion of tape recorder buyers take away their purchases without bothering to find out even the most elementary things about them. One example—slightly off the beam, perhaps, but a symptom—is that a lot of people who decide to record from radio are quite amazed to realise that it is not necessary "to keep silent" during a recording, and that the practice of placing the microphone in front of the loudspeaker of the set is not the right way of going about things. This, despite the fact that in many cases a special lead and plug is provided for the purpose of direct interconnection.

We have learned that moves are afoot to provide information about tape recording to all and sundry, for the very sensible idea of promoting greater interest in the subject and for stimulating all round sales as a result. Our own opinion is that a good initial move in this direction would be an enlargement of the annual hi-fi and audio event, and in such a place that a really large slice of the public would have a chance to see what it is all about. We devoted this column to these views only a few weeks back. What is happening, we think, is that the public as a whole are taking to tape recorders in much the same way as they have

### SUBSCRIPTION RATES

The subscription rate to *The Tape Recorder* is 27/6 per annum (U.S.A. \$4.00) from The Tape Recorder, 99 Mortimer Street, London, W.1. Subscription + Index, 30/- (U.S.A. \$4.25). The same rates apply to *Hi-Fi News*.

OCTOBER - - - - - 1963

VOL. 5 - - - - - No. 9

## CONTENTS


	Page
News from the World of Tape .. .. .	353
Profile of a Dropout (Part 3)	
By Graham Balmain .. .. .	356
Tape Recorder Service	
No. 22. Tandberg Series 6	
By H. W. Hellyer .. .. .	361
A Review of Tape Records .. .. .	364
Fundamental Building Acoustics (Part 2)	
By M. F. Woodward .. .. .	366
Readers' Problems .. .. .	371
Sound and Cine	
Sponsored Films	
By Richard Golding .. .. .	373
Details of New Products .. .. .	377
Equipment Reviewed .. .. .	379
Classified Advertisements .. .. .	384
Advertisers' Index .. .. .	386

● The editorial content of this magazine is Copyright. No feature, or part of it, may be reproduced without the written consent of the publishers.


(though much more rapidly) taken to television. We have always held the view that the tape recorder would one day become a domestic utility, on the entertainment side—partly because it is a medium for playing music, but much more so because it is potentially a wonderful medium for a form of self-expression and creation. Events of the past two years tended to disillusion many people who were originally inclined to share our views, but as we have already said, many times and at length, the set-back that overtook the industry as a whole was the result of a period of badly made products, poor servicing facilities and a general lack of interest in the customer, once he had made his purchase. Now that those days are well behind us, we are on the way to a steady build up of interest by the public; and we firmly believe that one of the big answers to the mystery: "where do they all go, and what are they being used for" is the beginning of this steady adoption of tape recording. In other words, the answer may well be: "they are not going anywhere in particular, nor being used for anything spectacular. They are just being bought, and used, in much the same way as record players and cameras are bought and used, normally and naturally". We have never departed from our original belief that this would happen. We think it has begun to happen. And we therefore repeat what we said recently—the time has come to end the annual club outing, in terms of a small exhibition. What is needed now is bold, intelligent planning. A lively exhibition, with live attractions to support static displays—opportunities for live-versus-recorded performances—studios where visitors can see what can be done with tape recorders—a show at which dealers, as well as manufacturers, can meet the public, and where experts can answer questions. Perhaps, even, some form of encouragement for the enlistment of service engineers for the years ahead. Lectures. Examples of the use of tape in many fields—not forgetting its natural tie-up with films and slides.

## COVER PICTURE

THIS month's front cover photograph shows a recording engineer editing a tape which has just been recorded at Livingstone Recording Studios new premises at New Barnet, Hertfordshire. The machine is an E.M.I. TR 52 and the splicer an E.M.I. Joining Block.



# This beats everything !



## THE SUPERLATIVE **TK6**

A new-era Grundig. No machine like it anywhere. Mains-operated transistorised portable tape recorder. Own built-in battery *or car battery* operated. Next-century design. Concert hall quality. Two speeds. Four hours play-back. Ask your Grundig Dealer for a demonstration of this brilliant new model. 65 gns. including microphone and triple play tape.

### SPECIFICATION

- Speeds  $3\frac{1}{2}$  and  $1\frac{1}{2}$  i.p.s. • Frequency Response up to 13,000 c/s • 13 Transistors and Diodes
- Revolutionary HF controlled and transistor stabilised motor • Recording Level Meter—Battery indicator
- Tape Canister • Fast forward, rewind, stop, start, temporary stop and recording by press buttons
- Highly sensitive dynamic moving coil microphone • 1,200 feet of triple play tape supplied
- Auto adaptor available • Extra large loudspeaker • Dimensions  $12\frac{3}{4}$ " x  $5\frac{1}{4}$ " x  $9\frac{1}{2}$ " • Separate bass and treble controls.

## GRUNDIG

### GRUNDIG (Great Britain) LIMITED

Newlands Park, Sydenham, London S.E.26 SYD 2211

*Please send me the exciting TK6 leaflet*

NAME \_\_\_\_\_

ADDRESS \_\_\_\_\_

TR/10



# NEWS FROM THE WORLD OF TAPE

## Tannoy Buys More E.M.I. Tape Recorders

TO MEET their expanding recording commitments, the Tannoy group of companies have found it necessary to extend their range of recording equipment, and have now purchased four RE301 professional tape recorders from E.M.I. Electronics Ltd.

These were recently used for the first time—at the Royal Albert Hall—during one of the largest international congresses ever held in the United Kingdom. 33 hours of recording were made in two languages, edited to six hours of highlight, copied 100 times, flown to 56 different countries, edited again to a three-hour tape, copied many hundreds of times and distributed for world-wide use.

Since then the machines have been used for other recording and copying commitments in conjunction with several E.M.I. TR51s, TR52s and TR90s which are used by Tannoy for an average of 14 hours per day, six days per week, every week of the year.

★ ★ ★

## Twin Track Versus Half Track

IN a letter to the Geneva International Electrotechnical Commission Mr. F. Buurmeyer, of Philips Electrical Limited brought up the need for a standard definition of the tracking system. He suggested that the confusion over whether a recorder is two-track, twin-track, half-track, or two-track stereo should be eliminated by manufacturers specifying that their machines are either one-track (mono), two-track (mono), two-track (stereo), four-track (mono), or four-track (stereo). Mr. Buurmeyer, who is Dutch, goes on to say that the problem is just as confusing in the French and German languages.

★ ★ ★



The "new look" for "SCOTCH" Magnetic Tape. Boxes are now colour carded to distinguish types.

## Reduction in "Scotch" Tape Prices


THE 3M Company have just announced considerable price reductions of Scotch tapes. This has been made possible by the opening of a new factory in South Wales. Examples of the new prices are:

5 in. No. 200 Double Play down from 45/- to 41/-.

5½ in. No. 150 Long Play down from 35/- to 32/6.

7 in. No. 150 Long Play down from 50/- to 44/6.

The tape-containers have been redesigned and now employ a colour coding system; black for standard play, green for long play, and blue for double play.



The helical scan head assembly which forms the heart of the PI-3V video recorder

## News From the World of Video

THE announcement of the Telcan video tape-recorder seems to have triggered off a string of events in the world of vision-on-tape. An American firm, for example, has just introduced a domestic telerecorder with a built-in time-switch that will tape your favourite TV programmes... presumably the ones you miss when out in your private plane! The recorder costs £10,000.

Considerably cheaper is the PI-3V recorder recently introduced by the Precision Instrument Company. Costing £4,340, the PI-3V gives a

★

Video recorder type PI-3V by the Precision Instrument Co. gives a playing time of 115 minutes on a 10½ in. spool of 1 in. tape. Tape speed is 6½ i/s and weight is 68 lbs.

★



playing time of 115 minutes on a 10½ in. spool of one-inch tape. Tape speed is 6.25 i/s and, weighing only 68 pounds, the recorder is the lightest on the market and can be lifted by one man. *Continued on page 355*

## PERMANENT BINDING

We can undertake the permanent binding of all volumes of The Tape Recorder. Send your copies to us, the price is 36s. which includes index and postage. They are individually hand stitched and covered in black buckram, gold block on spine. Other colours and leather bindings are also available, details on application.

**Index to Volume 4 of THE TAPE RECORDER**  
**Available now - - - Price 2s. 6d.**  
**99 Mortimer Street · London · W.1**

# Trade Mark **Scotch**


## Magnetic Tape

### **REDUCES THE COST OF TOP QUALITY RECORDING**

Down comes the cost of top-quality tape recordings. The makers of "SCOTCH" Magnetic Tape are pleased to announce price reductions throughout their range. For example, 5" No. 200, double play was 45/- — now down to 41/-. 5½" No. 150 long play was 35/- now down to 32/6. 7" No. 150 long play was 50/- now down to 44/6.

#### **MORE GOOD NEWS**

—A new standard play tape, polyester-backed No. 175 brings down the price of top quality polyester recording. And there's an exciting new pack, colour coded for easy identification. Now more than ever before, insist on "SCOTCH" Magnetic Tape. Get full details of the new prices and alterations in the range from your nearest "SCOTCH" stockist.



**3M** MINNESOTA MINING AND MANUFACTURING CO. LTD. 3M HOUSE, WIGMORE STREET, LONDON, W.1.



Ten *RCA TR-22* transistorized video tape recorders have been ordered by the BBC. Two recorders will be sent to studios in Cardiff, one to Scotland, and two for use as mobile recording units. The rest will be used for the BBC Channel Two at the Television Centre, Shepherds Bush. The recorders can be used on 405, 525 and 625 line standards, and are at present being tested by BBC and RCA technicians before going into service.

Finally, an engineer in Wolverhampton, Mr. Colin Mason, claims to have invented a gramophone record capable of reproducing television pictures and sound. The record is played at 33½ r.p.m. on a specially designed gramophone using a normal TV receiver as a display screen. They think of everything!




**E.M.I. Recorders Help Solve Aircraft Noise Problems**

THE Rolls-Royce Flight Research & Development Establishment is now using E.M.I. two-channel professional recorders to help solve problems of suppressing aero engine noise. Recordings of the engines are made to determine which section is noisiest. By careful microphone positioning a polar diagram of an engine can be determined. Analysis of noise levels can also be made in flight with E.M.I. portable recorders. Without using tape recorders it would be necessary to run the engines for several hours, consuming large quantities of expensive fuel.



**Three New Hi-Fi Cabinets**

THREE new hi-fi cabinets have been brought out by Record Housing with *Lowline* Scandinavian styling. Designed to take all standard hi-fi amplifiers, pre-amplifiers, radio tuners, tape decks and turntables, the



*Lowline Five* has pneumatic lid stays and adjustable mounting boards. The cabinet is finished in satin mahogany. The amplifier is housed in a separate, ventilated compartment to prevent hum and overheating. Overall size is 81½ in. long x 22 in. wide x 16 in. high. Price: £34 13s.



**Emitape Leaflets**

READERS new to the world of tape will find useful the informative leaflets published regularly by E.M.I. Tape Limited. Written by John Borwick they deal, in non-technical language, with such topics as outdoor recording, tape indexing, and adding sound to slides. They can be obtained free-of-charge from E.M.I. Tape Limited, Hayes, Middlesex.



Reader A. Kirby of 6 *Second Crescent, Gloucester Avenue, Slough, Bucks.* would like to hear from any reader who can supply him with a service sheet for the amplifier of his Magnafon tape recorder.



DR. IVOR ROSEN, of 2916 Bloor Street West, Toronto 18, would like to hear from other readers in Toronto interested in tape recording.

**PLEASE MENTION THE TAPE RECORDER  
WHEN REPLYING TO ADVERTISEMENTS**



Canadian Radio Station Uses English Equipment

THE well known British columnist, Jack Oldham, who last year became the news and features editor of C.K.E.Y., Toronto, one of Canada's largest independent radio stations, uses the station's first E.M.I. L2 portable battery tape recorder. Previously station C.K.F.Y. has used American equipment almost exclusively. Jack Oldham, a former war correspondent, was a columnist for Kemsley Newspapers Limited and also appeared on A.B.C. television programmes in Britain before going to Canada. The photograph was taken beside one of the station's mobile sound equipment trucks by Kenneth Smith, Assistant Chief Engineer of station C.K.E.Y.



**Stereo hi-fi is cheaper than you think ●**

a postcard will bring you IDEAS IN HIGH FIDELITY

**LISTEN — LOOK — COMPARE — good sound and good looks — NEW SCANDINAVIAN LINE FURNITURE**  
10 a.m. to 9 p.m. daily including Saturday Closed Thursdays. MA1 8855

**STUDIO 99** 57, FAIRFAX ROAD, SWISS COTTAGE  
HAMPSTEAD · N.W.6 **LONDON**

**BRAND NEW TOP QUALITY 100% TESTED  
RECORDING TAPE**

(As supplied to the Far East Broadcasting Corp.)

	Size	Length	Price
STANDARD	3"	160'	2/6
	5"	600'	9/-
	5¾"	900'	11/6
LONG PLAY	7"	1,200'	16/-
	3"	220'	3/-
	5"	900'	11/6
DOUBLE PLAY	5¾"	1,200'	16/-
	7"	1,800'	23/-
	5"	1,200'	23/6
	5¾"	1,800'	28/6
	7"	2,400X	41/-

Postage 1/- per spool 4 or more P.F. Refund Guarantee (never ever requested)  
Recorder repairs at reasonable prices. (Collected and delivered in London Area)

**N. WALKER, 28 Linkcroft Avenue, Ashford, Middlesex**  
Telephone: ASHFORD 53020

By GRAHAM BALMAIN

# PROFILE OF A DROPOUT

DROPOUTS—THE MANUFACTURER'S PROBLEMS

The third and last part of an article about tape output fluctuations PRODUCING tape which is at least one street ahead of popular requirements demands from the manufacturer not only a persistent and imaginative development effort, but also continuous and very strict quality control of the raw materials, the manufacturing process, and the product itself. Lack of vigilance can affect any or all aspects of tape performance, but none more than the regularity of the coating. At one extreme there is the long-term uniformity, which determines how little the sensitivity varies within reels and from reel to reel; at the other there is the evenness of the granular dispersion, which strongly influences background noise and modulation noise.

Somewhere between these two extremes lie the short-term variations in sensitivity, the discreet fluctuations of the output level which may occasionally cause dropouts under unfavourable conditions (remember that we have defined "dropouts" as those fluctuations which are audible). The lengths of recognisable dropouts are typically 10-100 milliseconds, the depths upwards of 2-3 dB. They have two main causes, as my former colleague Dr. Noble pointed out, and I cannot do better at the moment than quote him on the subject (*Brit. I.R.E.*, October 1960).

"... tape is not the perfectly homogeneous medium which is desirable; the inhomogeneity is inherent in the structure of the magnetic coating and the nature of the base material on which it is spread. The inhomogeneity persists even in tape made under the cleanest possible conditions of manufacture and will continue to do so in spite of the improvements which will be made in the dispersion of oxides and in the production of uniform base materials. Such precautions naturally mean that the inhomogeneity will be less extensive, but this does not mean that its effects will be less than they are at present, because by then the demands made on the tape will be greater."

★ ★ ★

These last few words are indeed a cry from the heart, to audio engineers as much as to the computer engineers to whom the paper was addressed. He continued: "In facing this fact and setting aside the myth of 'perfect' tape, the questions which remain to be answered are, 'How much error will the tape introduce?' and 'How can it be measured'. It is possible to give more fundamental and satisfactory answers to these questions than to the question, 'Is this piece of tape perfect?' Economic advantages and improved performance can be obtained by this approach".

So we have the two causes, dirt, and structural irregularities in the component materials; the one is avoidable, the other inevitable in some degree but capable of being reduced by improvements in manufacturing techniques. Assuming mastery of the first, the aim in dealing with the second is to reduce them so that their effects cannot be heard under any popular conditions of tape use which can reasonably be envisaged. Equivocal though this may sound, it is nevertheless the only practicable way to set an objective which is visible—and attainable!

More about that later. For the moment, let us follow up last month's rather academic discussion of dropout shapes by examining the kind of equipment which can be used to detect and count fluctuations, and thus to tell the manufacturer how successful his efforts are.

"Count" rather than "measure", you notice, for separate measurement of each disturbance is quite impractical in a routine test and is not generally necessary. Since one is setting a reasonable limit to the size of fluctuations rather than trying to eliminate them altogether, it is enough for the equipment to detect and count those which exceed the limit.

The method of doing so is essentially very simple. Treating the electrical output from the tape playback amplifier as a modulated carrier signal (a steady tone modulated by the fluctuations, as described last month), each fluctuation which remains after demodulation is compared

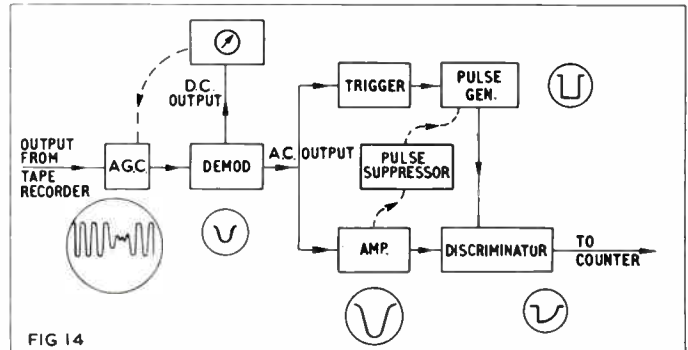


Fig. 14: Simplified block diagram of typical dropout counter circuitry, explained at length in text. Circular insets indicate typical waveforms expected at these points.

with a time and amplitude reference, fixed according to the limits set. If the fluctuation is both longer and deeper than the limits, it operates an electronic counter; if only one, or neither, nothing happens.

We can follow the process in slightly more detail from the much-simplified block diagram in fig. 14. The output from the tape recorder is fed via an automatic-gain-controlled amplifier to a demodulator, which removes the steady-tone carrier component but leaves the envelope fluctuations intact.

★ ★ ★

At this point the D.C. output from the demodulator, proportional to the peak value of the carrier signal, is fed back to control the gain of the A.G.C. amplifier and thus to keep the long-term carrier input to the demodulator reasonably constant (the A.G.C. must not operate within a time approaching that of the largest interesting fluctuations, of course, or they will be attenuated). For convenience, the D.C. is also used to operate a meter.

The fluctuating component of the demodulator output is now fed to two separate channels, one of which—the lower one in fig. 14—is merely an amplifier with a control to adjust the amplitude of the fluctuations fed into the discriminator during calibration of the equipment. The other consists of a trigger circuit, which decides whether each disturbance

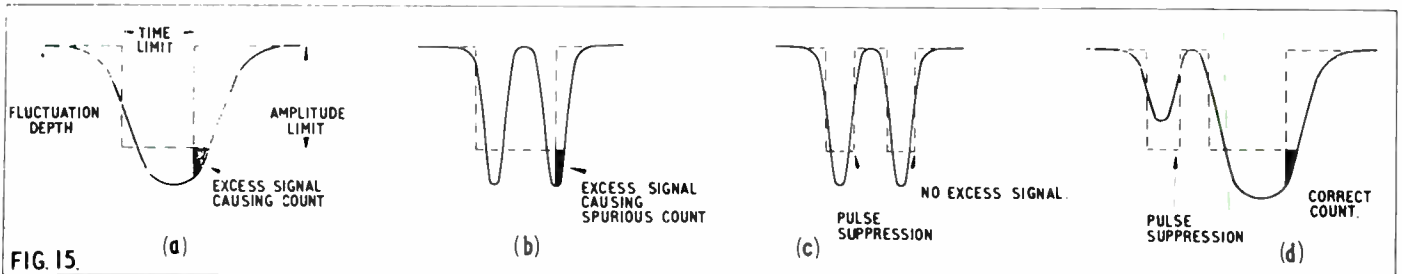


Fig. 15: Operation of discriminator, and effect of pulse suppressor: (a) Normal, correct counting condition. (b) Spurious counting condition caused by double fluctuation with no pulse suppression. (c) Spurious count eliminated by suppression. (d) Correct count allowed, with suppression.



as it arrives is likely to be interesting or not, followed by a generator which produces a pulse of adjustable length and fixed amplitude whenever the trigger circuit "fires" it. This pulse arrives at the discriminator at the same time as the amplified fluctuation.

The discriminator incorporates the amplitude control of the reference pulse, and a "gate" which passes only as much of the fluctuation as exceeds the pulse in both length and amplitude (the shaded part in fig. 15a) and suppresses the rest. The excess, if any, operates the counter and registers a dropout.

The function of the suppressor connected between the fluctuation amplifier and the pulse generator is as follows: Suppose we had the condition, shown in fig. 15b, where two short, deep fluctuations occurred close together. The first one would trigger the reference pulse generator but would in itself be too short to cause a count. However, the second could occur just at the right time to produce an apparent excess, and a dropout would be registered even though the two short fluctuations could not be held to have the same effect as one of the same overall length. To prevent this, an output taken from the fluctuation amplifier is made to stop the pulse and return the generator to the steady condition immediately if the fluctuation ends before the pulse has done so (fig. 15c).

Thus spurious counts are avoided, but without prejudicing proper counting of, for instance, long fluctuations preceded by short ones (fig. 15d).

★            ★            ★

The details are naturally not *that* simple, especially as there is usually more than one way of tackling each: the generation of the known pulse, for instance, or rather the exact time at which it should be generated. One possible approach is to argue that a sharp drop in output such as occurs between q and p in fig. 16a is likely to be the start of a significant fluctuation and can therefore be used to trigger the pulse generator by virtue of its rate-of-change. Some dependence on the actual amount of change is also necessary if every little whisker is not to appear important: a threshold of 2-3 dB is a reasonable compromise.

But even with that precaution there are likely to be many small disturbances which will cause triggering. So what now? Two things: firstly, it is difficult to make the pulse suppressor act rapidly enough in all cases to prevent the pulse generator from sometimes being unready to fire again when triggered; secondly, the relatively frequent useless pulse generation and suppression which is the natural consequence of "impulse triggering" may make interference with other parts of the circuit more difficult to suppress than it need be. A further source of uncertainty, in timing, is that fluctuation shapes do vary considerably, even for the same overall depth and length; but obviously one must make some assumptions about shapes if the equipment is to be of any use at all.

★            ★            ★

Another approach which—although more difficult to put into practice—overcomes these snags (in part at least) is to arrange that the pulse generator is triggered only when and if the depth of the fluctuation reaches the set limit (fig. 16b). Since short fluctuations are much less likely to reach the critical depth, false operation of the pulse generator is greatly reduced. This "threshold triggering" is also more consistent, since shape is not involved in the triggering process itself. However, a timing uncertainty due to variations in shape still exists, as for impulse triggering.

You will see from fig. 16 that these two methods of triggering will make the same fluctuation, compared to the same reference pulse, appear to have different lengths; or, if you like, that a shorter reference pulse is generally required for threshold triggering than for impulse triggering to give a count from the same fluctuation.

Which is right? Neither, necessarily, nor any other possible method of triggering. One could argue quite reasonably that the only correct method of triggering is that which acts at the instant the fluctuation becomes audible. In the absence of any such method, let alone any reliable subjective information on which to base it, we can only make intelligent guesses.

We must therefore assume some average shape of fluctuation if different methods of triggering are to produce similar dropout counts on a given set of fluctuations. It is then usually necessary to adjust only the actual length of the reference pulse to set a nominal dropout length.

This can be expected to work only on a statistical basis. Obviously each individual fluctuation cannot necessarily produce the same result on every method of triggering, but a correct choice of average shape should lead to similar long-term average results. At present it seems




Fig. 19: A modern coating machine about 50 ft. long, weighing 16 tons. Roughly three-quarters of the weight and volume consists of air filtering and conditioning equipment. The precision coating head, at near end, is under the close supervision of a skilled operator, here shown controlling a "dry" practice run. Speed of coating: 200 ft. per minute on to a foil 15 in. wide and up to 7,500 ft. long. (Photo by permission of M.S.S. Recording Co. Ltd.)

reasonable to assume that the average fluctuation shape is a sinusoid, as in fig. 16, and equipment working on this assumption (fig. 17) has been found to give results which are consistent and reasonable according to our present knowledge.

★            ★            ★

The equipment shown can count fluctuations of 1, 10, 20, 40 and 75 milliseconds length and of 2, 3, 6, 10, 12 and 20 dB depth. The case on the left, behind the tape recorder contains circuitry basically similar to that shown in fig. 14. The counter is in the middle unit, together with a timing device to control the print-out unit on the right. As now used, the equipment scans a ten-minute sample of tape in each reel tested, counting and printing-out the total at the end of each successive minute and also printing the accumulated total at the end. The routine test is normally at 1 7/8 i/s on a quarter-track machine, although, of course, any machine and any speed can be used as required.

One usually tests for fluctuations which are considerably smaller than seem, in fact, to be audible (e.g. 3 dB at 10 mS.), partly with an eye to the future and partly because one commonly gets very low counts, often none, when the equipment is set to what might be considered audible limits. (These seem to lie somewhere between 3 dB/10 mS. and 6 dB/40 mS.) It is obviously better to compare the dropout quality of tapes on fairly high counts, where differences show up more readily than on low counts, if short samples are tested.

★            ★            ★

Despite the confident look of the apparatus, the dogmatic style of the printed results (fig. 18) and their usefulness to date, the basis for the measurement is still somewhat arbitrary. What *is* the length or depth of a dropout as it is *heard*? Are we even justified in assessing fluctuations on length and depth only? Should we perhaps measure areas, mean values, R.M.S. values, peak values, shape factors or any one of a host of other things, as well! or alternatively? Instead of treating the tape output as an amplitude-modulated carrier, might we rather not consider it in terms of an envelope waveform subject to random waveform distortion? (See *Electronic Technology* for April and May 1961 for a discussion of this.)

One cannot emphasise too strongly that the whole object of the exercise (as with any other audio measurement) is to arrive at results which mean something in relation to what one hears. The methods and equipment are only the means to that end; hence the large dose of technical philosophy in this article, since we have not yet arrived at our objective.

Meanwhile, what measures are taken in production to maintain a given standard and, if possible, improve it? Obviously one must keep the place clean, in a technical sense. A filtered air intake system which maintains a slight pressurisation of the working areas is essential, together with treatment of floors, walls, ceiling and all working surfaces; also

# Magnificent 6!

Philips offer you  
today's top range  
of tape recorders



**EL 3586**  
PHILIPS  
NEW  
BATTERY  
TAPE RECORDER

Records and plays back anywhere, any time—even while being carried. All transistor for economical running and lightweight portability.

**25 gns.** *Carrying case and mains unit available as optional extras*

**EL 3514**

PHILIPS  
STARMAKER  
MAINS TAPE  
RECORDER



The first mains tape recorder ever to feature the new, space-saving upright styling. Four track recording and playback.

**27 gns.**

**EL 3541**



PHILIPS  
FAMILY TAPE RECORDER

This truly remarkable four-track tape recorder incorporates many advanced features. An ideal machine for the family man.

**36 gns.**

PHILIPS  
**EL 3541/H**  
FAMILY DE-LUXE TAPE RECORDER


All the features of the EL3541 plus the added advantage of a leathercloth-covered wooden cabinet.



**42 gns.**

PHILIPS  
**EL 3549**  
4-SPEED HI-FI TAPE RECORDER

This all-transistor, 4-track, 4-speed tape recorder has no equal in the medium price class. Many professional features.



**62 gns.**

PHILIPS  
**EL 3534**  
4-SPEED HI-FI STEREO TAPE RECORDER  
—WITH MULTIPLAY

Impeccable stereo and mono sound plus *multiplay*—the feature that permits the combination of many monitored recordings on one track.



**92 gns.**

See the complete range at your Philips dealer's

ALL BEAUTIFULLY  
MADE BY



**PHILIPS**

—THE FRIEND OF  
THE FAMILY

PHILIPS ELECTRICAL LIMITED, CENTURY HOUSE, SHAFTESBURY AVENUE, LONDON, W.C.2  
(PTR 4327)



## Profile of a Dropout—cont.

"dust-lock" entrances and exits, staff changing rooms, special clothing, and all the paraphernalia otherwise associated with clean working areas. All material containers, piping, trunking and anything else whatsoever which enters the building must be scrupulously clean.

The plastic base material for the tape has additionally to be cleaned immediately before use, as it unrolls on the spreader, and at the same time have static charges dissipated by radio-active isotope irradiation to prevent attraction of chance particles (and also, incidentally, to prevent disturbances in the wet coating; static charges can be strong enough to cause the paint to spray off the base in small amounts).

The structural irregularities need more directly attacking in the materials themselves. The base material cannot be much improved in this

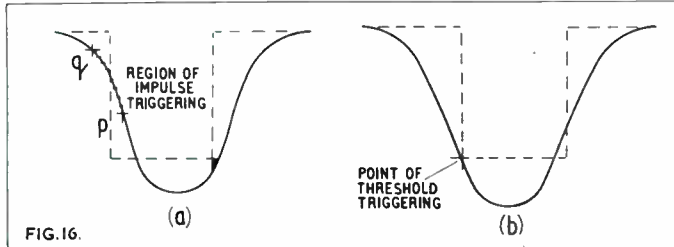


Fig. 16: Effect of two different methods of triggering reference pulse: (a) Impulse Triggering. (b) Threshold Triggering. Apparent differences in fluctuation length require shorter reference pulse length in (b) to produce same counting condition as in (a).

respect after its manufacture, so it must be selected for extreme regularity and smoothness before it ever gets near a tape factory. Similar considerations apply to the various solvents, binders and other additives which go into the paint.

But the magnetic oxide itself is the most inherently inhomogeneous ingredient. There are three obvious points of attack. First, on the dry oxide, judicious sieving—either mechanical or magnetic—can remove the larger of the granules which inevitably form during its processing and often contain cores of useless non-magnetic oxide. Second, during mixing of the paint, the normal ball-milling process breaks up granules in the paint satisfactorily.

However, when the paint is stored before use, the particles tend to form up into rather looser assemblies called aggregates. Ultrasonic agitation during storage helps to prevent aggregation, but has to be



Fig. 17: A dropout-counting equipment used for routine production testing. Left-hand unit contains circuitry as in fig. 14, centre unit is the counter and timing control for the printer, right. The clock works with the timing unit and rings to warn operator at end of set period. (Photo by permission of M.S.S. Recording Co. Ltd.)

reinforced by continuous filtering right up to the time of use to ensure effective freedom from harmful lumps. This is the third point of attack.

Filtering, by the way, is not quite the same thing as sieving. A sieve will pass all particles below a certain size and stop all others, which is useless here as it clogs rapidly and needs frequent replacement, entailing the risk of introducing dirt and allowing excessive aggregation during the change. A filter consists of a series of sieves which are closely layered and arranged so that their meshes do not coincide. Each sieve, on its own, will pass larger particles than need to be stopped, but the assembly, though not actually putting a dead stop on particles above a certain size, makes life progressively so much more difficult for the larger ones that they hardly know the difference. Any particles collected are distributed fairly

evenly among the layers, so the filter takes a reasonably long time to clog and actually improves its filtering properties during its life.

You may think all this is rather a lot of fuss for what is essentially a piece of painted plastic. Consider this, then: A 7 in. reel of long-play tape has roughly the same active surface area as both sides of your front door. Imagine trying to paint this, not only so that the average thickness

A	B	C	D	E
28	18	3	2	3
24	8	6	—	2
23	2	1	—	3
24	6	4	—	1
37	4	2	—	3
23	3	3	—	3
20	7	5	1	1
35	2	1	—	3
49	8	2	—	3
19	17	—	—	—
282	75	27	3	22

Fig. 18: Typical dropout counts for very poor tape (a-d) and for excellent tape (e). (a), 3 dB/10 mS; (b), 6 dB/20 mS; (c), 6 dB/40 mS; (d), 10 dB/75 mS; (e), 3 dB/10 mS, no counts recorded at other settings.

varies by not more than 5%, but also so that there are no streaks, no lumps, no bubbles, no dust. Each batch of tape the manufacturer spreads will involve these requirements over perhaps 200 times that area, with a much thinner coat than you would apply in normal painting. No mean feat!—and precision engineering of a very high order.

To return finally to the title of Part 1, "When is a Dropout not a Dropout?" Had I asked instead only "What is a Dropout?", the answer might have occupied a page or so (to the great relief of some readers, no doubt). As it is, we have seen some of what is, to me at any rate, the more interesting side of dropout chasing. I hope you will agree that there is more in dropouts than meets the eye; but not more than meets the ear, uncertain though this is. Perhaps you will also agree that this kind of work, beyond merely answering the obvious questions, requires that one asks the right ones if a realistic answer is wanted. Without that it is indeed not much better than reading bumps (phenologically).

★ ★ ★

I regret some errors in the printing of Part 2, due entirely to my having left the Editor insufficient time in which to have the proofs checked.

- (a) In last complete paragraph above fig. 8, the last sentence should read: "Reducing either  $R$  or  $h$  to one-quarter of these values . . .", etc.
- (b) Under heading "Assumptions examined": "those in fig. 10" in line 2 should read "that in fig. 9, on the left". The last sentence in this paragraph should read simply: "The allowances for these effects are sketched in fig. 11b". (Fig. 9 originally contained several examples of each kind of profile, most of which had to be omitted for space reasons).
- (c) In Appendix A, the square root sign applies to the whole of the expression to the right of the second equals sign ( ).

Expression (1) should read:

$$q = \sqrt{2Rh} \text{ approx.}$$

Expression (2) should read:

$$T = \frac{2\sqrt{2Rh}}{v} \text{ approx.}$$

In line 7 of the right-hand column of p. 315, the square root sign should cover the whole of the right-hand side of the expression.

Expression (3) then reads:

$$S = \sqrt{R^2 + (q-p)^2} - R \text{ (or } S = \sqrt{R^2 + (q-p)^2} - R)$$

in which  $q = \sqrt{2Rh}$ , from (1)

Expression (4) and the two immediately above are all approximations.

Expression (5) should read:

$$A = \frac{55(\sqrt{2Rh} - p)^2}{2R\lambda} \text{ dB}$$

- (d) In Appendix B, substitute "—" for "λ" in the first expression and the second. The whole of the right-hand side in the second is covered by the square-root sign. Thus, expression 6 should read:

$$S = \sqrt{(R+h)^2 - p^2} - R \text{ (or } S = \sqrt{(R+h)^2 - p^2} - R)$$

Expressions (7) and (8) are approximations.

# hi-fi books

## CINE YEAR BOOK . . .

For the first time ever, a comprehensive survey in one complete volume of the cine market for the cine user. The new reference book for the professional, the enthusiast and the photo dealer. This valuable book follows the unique pattern set and maintained by the "Hi-Fi Year Book" separate and detailed directories for every product group—Cameras, Lenses, Exposure Meters, Lighting, Film Stock, Screens, Projectors, etc. Some 200 photographic illustrations, suppliers' addresses, product specifications, library lists, cine services are all included in this book. **Price 11s. 6d. post paid**

## HI-FI FOR BEGINNERS . . .

The ideal book for everyone who has just started, or is about to start the hobby. The various chapters deal with Loudspeakers, Amplifiers, Pickups, Turntables, Radio Tuners, Stereo and Installing. Hi-Fi Readers whose particular interests lie with tape will find that Chapter 7 alone will make the book worthwhile. **Price 8s. 3d. post paid**

## SOUND & CINE FOR BEGINNERS . . .

An up-to-date guide for the beginner by Richard Golding, with an introduction to some advanced methods including the latest means of producing experimental soundtracks. Contents include making up separate tape tracks; sound stripe; optical sound-on-film; special recording apparatus; recording sessions; how to write commentaries, etc., with photographs and line illustrations. "The most comprehensive small book ever to be written on the subject of adding sound to film." **Price 8s. 3d. post paid**

## CABINET MAKING . . .

This book gives you all the necessary information for building your own Hi-Fi cabinet. Subjects covered include, designing; ordering timber, marking out, tools; materials; joints and finishes. The many photographs and diagrams help to make this book indispensable not only for Hi-Fi applications but also for general cabinet work encountered in the home. It is written by the well-known expert Wheeler Smith whose recent articles in "Hi-Fi News" have created considerable interest. ". . . highly recommended." **Price 8s. 3d. post paid**

## EXPERIMENTAL RECORDING . . .

This book presents in convenient form the series of articles by A. Tutchings on "Twenty Practical Experiments in Magnetic Recording" and full introductions for "Building a Fully Portable Recorder", using a clockwork motor and transistor amplifier. **Price 5s 9d post paid**

## STEREO FOR BEGINNERS . . .

For those who are confused or not wholly converted by Stereo reproduction this book gives all the answers. The author, B. J. Webb, explains in clear language what stereo is, and how best to obtain it, whether from disc, tape or radio. Advice and guidance on the purchase, installation and maintenance of suitable equipment; a six page glossary, many illustrations and special drawings are included. **Price 8s. 3d. post paid**

AVAILABLE SHORTLY

Available from Hi-Fi Dealers, W. H. Smith & Sons Ltd., or direct from the publishers:

**MILES HENSLOW PUBLICATIONS LTD. 99 MORTIMER ST., LONDON, W.1**



# TAPE RECORDER SERVICE

## TANDBERG 6

By H. W. HELLYER

**F**IRST a confession: this is not the sort of machine that comes the way of the average serviceman. My scanty notes on the *Tandberg* range, jotted at the workshop bench, would hardly fill a column. Consequently, this article had to be prepared from a single machine, loaned by a colleague so that all the points in the manufacturer's excellent service manual could be checked, and some of the most interesting features passed on.

The reason for this unfamiliarity is not hard to find. Regular readers will no doubt have noted the review of the two-track stereo version of the *Tandberg 6* in the April 1962 issue of this magazine, and perhaps have turned up, as I did, the February 1961 review, which dealt with the four-track version. In the April review, Mr. Tutchings made no bones about the high quality of this product. And as the reviewer's daily grind brings him into contact with much professional equipment, we can take it that the words of praise held authority. After my brief encounter with this version, I, too, could "bear to live with it"—if only I could afford the 110 guineas.

### A 'Basic' Machine

For the benefit of those readers who have not seen details of the *Tandberg 6*, it is necessary to point out that this is a "basic" machine. It has no power amplifiers or loudspeakers, the outputs from the two playback channels being fed via cathode-followers to sockets on the connector panel, giving 1.5 volts *rms* at 3% distortion for a fully modulated tape. The load impedance should be above 10 K-ohms. At this, the distortion is less than 0.2%, but if the load is reduced to the minimum permissible, 2 K-ohms, with the same output voltage the distortion rises to 2%.

To get this business of distortion in perspective, it should be remembered that this is distortion measured on playback (and, incidentally, well below the average level that one comes to expect with even hi-fi equipment). From the recording amplifiers, again two quite separate channels, at maximum recording level the amplifier distortion is less than 0.5%. If we record a test note of 400 c/s at maximum level, then on playback there is still below 3% distortion.

A quick study of the circuitry does not tell us why the quality of signal should be cleaner than average. (Also, the noise level is practically non-existent, certainly better than the quoted 53 dB below signal level.) The individual circuitry must help, and **fig. 1** shows the separation between channels, from the electronic point of view. It does not show the rather complicated switching, which allows a wide variety of functions. Briefly, the circuit consists of two recording pre-amplifiers, with their own gain controls, plus record-level setting controls prior to connection

to the recording amplifiers. The two playback amplifiers are three-stage units with switched equalisation, operated by the speed-change control, between second and third stages, a variable level control from each feeding the cathode-followers. Both the Record-Level and the Playback-Volume controls are dual potentiometers.

### Magic Eye Pre-set Adjustments

A push-pull oscillator, with its own balance control, supplies bias voltage and an erase current to the third head. Bias and erase frequency is 78 Kc/s. There are two magic eyes, EAM86 type valves, mounted side-by-side to the left of the recording channel. A preset adjustment gives a setting for the light beams to just touch when the recording current is adjusted (Rec. level) for a 400 c/s input from signal generator

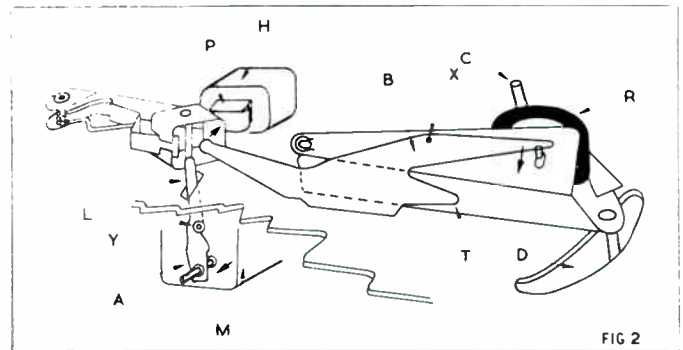


FIG 2

giving a 1.5 volts reading on a valve voltmeter connected to the output terminals, with the playback controls set at maximum. Preset playback level controls are also provided, prior to the switching that is indicated in the block diagram.

There are five push-buttons, the centre one being the stop-start, the two left-hand buttons controlling the recording amplifiers and the two right-hand the playback amplifiers. When either record button is pressed, the appropriate channel is selected, but the switching allows input mixing if either is pressed individually, the outputs from the two pre-amps being combined into the selected recording amplifier. When both buttons are pressed, the inputs go straight through to the separate windings on the record head. A safety interlock, in the normal manner, mechanically prevents the record buttons being pressed except when the operating control is in neutral, and returns the buttons when the operating control is switched to neutral again after recording.

### Playback Button Functions

The playback buttons operate rather differently. As is seen from **fig. 1**, the playback head windings are connected directly to the amplifier. The buttons select the connections to the cathode-followers, but when both buttons are up, the cathode-followers are connected to the record pre-amplifier, thus giving a monitoring facility. According to the position of the Sound-on-Sound switch, this function is further developed so that the signal can be monitored not only just prior to recording, but also sampled and amplified for monitoring just after recording.

The S-S switch has three positions (on the 4-track stereo machine earlier models had no "Normal" position). In the Normal position, mono and stereo can be both recorded and played back. The two input channels are mixed for mono, as stated above, and the same playback signal is available to both outputs. In the A-B test position, with playback buttons depressed, the playback amplifiers are connected to the cathode-followers. Releasing the playback buttons then allows the machine to act as a pre-amplifier for stereo or two-channel mono. Alternatively, a single mono programme can be fed to both channels with the A-B position selected and the machine set to Record. This gives an immediate comparative check of the two channels.

The S-on-S position breaks the connection between the cathode-followers and allows monitoring in the following way: with one playback

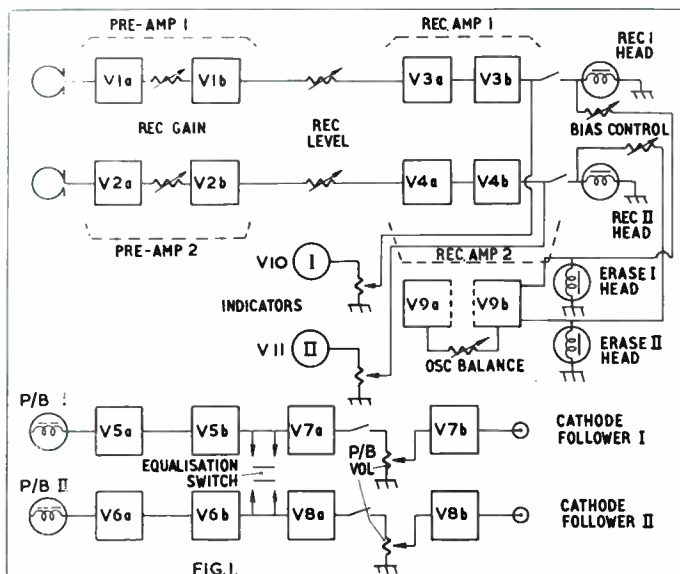


FIG. 1.

# WHATEVER YOUR ASSIGNMENT—GET THE **FI-CORD 202** PORTABLE BATTERY/MAINS RECORDER— *so much in so little space*

Another assignment for Fi-Cord Fred, safely stowed under his belt, thanks to the compact versatility of the Fi-Cord 202. The Fi-Cord 202 caters for the most exacting professional and for the enthusiastic amateur. Whether you are in a sound-proof studio or perched on a rocky ledge, the Fi-Cord 202 gives you high-fidelity recording at your fingertips. And with this wonderful, lightweight machine you have all the practical advantages of a full-size recorder.

**The Fi-Cord 202 offers all these features:**

2 speeds— $7\frac{1}{2}$  and  $3\frac{3}{4}$  · Standard 4" spools  
Vu-meter · Fast forward wind · Fast rewind  
Resettable counter · Manual volume control

Built-in loudspeaker · Sockets for microphone, extension speaker and remote control · Safety record switch · Easy-load battery cassettes · Battery warning lamp · Mains input optional.

**ACCESSORIES INCLUDE:** Carrying case, choice of microphones, power packs for mains and car.

There is a full range of Beyer microphones, from general purpose to ultra-studio quality, to cover every use of the Fi-Cord 202.

Price: 66 guineas, including long life mercury batteries and tape.

Write for fully illustrated brochure and address of nearest stockist to:



**FI-CORD INTERNATIONAL** 40A, DOVER STREET, LONDON, W.1. HYDe Park 3448





button depressed, the circuit is from the head, through this channel, but the other cathode-follower is connected to the Record pre-amplifier. An external link can now be fitted from the output of the first channel to the high-level input. Then, with the microphone fed to the other channel, the Record button depressed and the Start button operated, the master programme will be re-recorded on one track while the microphone input is recorded on the other simultaneously; mixing levels can then be set. From the second cathode-follower an output can be taken, which comprises the complete recording.

So much for the fundamental operation. How does this help us to check the machine? Take, for example, a quick test of the playback amplifier. Feed a signal to one channel and depress the appropriate Record Playback buttons and the Start button. Turn the two playback volume controls, one up, one down, alternately. The signal should appear in each cathode-follower output alternately. Do the same with the other input, noting that outputs are similar. Then load a test-tape, press both the Playback buttons and the Start button and check the frequency response on output meters connected to each output. There should be no more than 3 dB difference between the curves at any frequency (zero dB is set at 250 c/s, using the NAB test-tape).

#### Checking Erasure

Again, a quick test of microphone input and erasure. Record on both tracks with maximum recording level setting. The programme can be played back simultaneously with all buttons depressed. Now rewind and set the Record volume control to zero. Press the two Record buttons and the Start button; the tracks are now erased. Rewind again and check playback for complete erasure.

To check the parallel recording facility, switch to S-S, press the first Record button, both Playback buttons and the Start. Record on the appropriate track with a microphone input. Check both outputs for both the recorded signal and the previous signal on the other track of the tape.

The setting of the three heads can be made with a test tape. Both Record and Playback heads are mounted on a sprung plate with individual height adjustment screws at the front of each plate. The record head should have about 3 thou' of the facing visible above the upper edge of the tape and the playback head is adjusted for the upper edge of the tape running even with the upper gap. The main mounting plate and the head mounting plates should be parallel. The playback head has a large azimuth alignment screw for final setting. The playback head can also be rotated for maximum, and pulling the pressure pad gently from the erase head should not decrease the signal more than 3 dB.

#### Test Tape for Head Setting

This contact angle can also be checked on Record after the Playback head has been set with the aid of the B-test facility (recorded signal heard immediately, by playback via the P/B head). The head should be adjusted for maximum signal from the cathode-follower output, while recording a 10 Kc/s signal at the  $7\frac{1}{2}$  i/s speed. After this, the azimuth alignment of the record head can be checked.

The mechanical arrangements of the recording channel are partly shown in fig. 2. The pressure pad P rests on the erase head facing (H) with an inward pressure of only 100 grams. This pressure is used to halt the tape cleanly when the start-stop button is released, and the pressure roller R is held off from the capstan C by the action of lever B, pivoted at X.

When the button is released, the electro-magnet M is energised, pushing the lever A away from its pole, (pivot Y) and engaging the left tongue of B which is illustrated with the directional arrow. This tongue can be bent for correct clearance of roller from capstan,  $\frac{1}{2}$  to 1 mm. The other tongue, T, which rests against the flat face of the roller bracket, can be bent for clearance of a millimetre between the right tongue of B and the roller shaft when the start button is engaged and the magnet is de-energised.

There is an adjustable tape-guide between the pressure pad and the other point of contact, the roller-capstan. But this is, it should be stressed, only a guide. The adjustment of the heads should be such that the tape runs correctly across the facings with adequate contact, and this guide is set to prevent unwanted movement. The right-hand tape guide acts as the contact for the auto-stop.

In addition to the operation of the stop-start mechanism outlined above, the whole pressure-arm assembly is moved away by the action of a roller attached to the assembly, which slides along an eccentric segment connecting the main operating lever. The connecting rod moves in the slot D of the main plate, shown cut away.

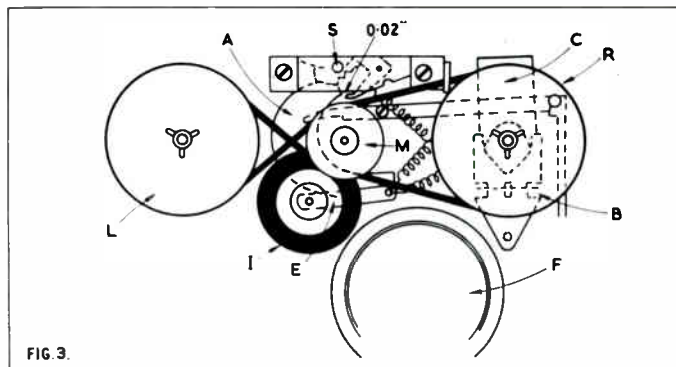


FIG. 3.

Other levers connected to the main operating control select the tape drive; the principal components are illustrated in fig. 3. The motor pulley has stepped diameters and belt grooves. The two belt grooves enable the crossed traverse of the drive belt, so that both turntable clutch discs come into action as soon as the motor is switched on. The three steps are engaged by the idler E, when the speed change control, (spindle S) is rotated. This lifts away the idler, raises or lowers it and re-engages, by the curved lever A, to which the idler support arm E is attached. Springs tend to hold the idler in engagement, but the finger arm shown dashed adjacent to the arrow of A holds the lever away until the Forward Drive is selected for Record or Play.

The speed selector mechanism may be adjusted by loosening two screws in the transfer bracket and positioning the idler so that it comes within a millimetre of the lower mounting plate and is parallel with it, when switched to  $1\frac{1}{2}$  i/s. Care must be taken to see the arm does not touch. The lifting away of the idler is also important, and the tongues at the end of the transverse arm should be bent for correct action (between functions) at all speeds. This action must take place as the lever is being operated and before the micro-switch comes into action, breaking the circuit.

The clutch action is achieved by a "see-saw" motion of the plate arms B and C. Note that the two sides are not similar; the right one is shown, and although the principle is the same the left one has a slightly different shape.

#### Clutch Adjustments

The boss of the lower clutch plate has a protruding key which sits between the flange of the upper and fork of the lower lever, C and B respectively. As the functions are selected, the plate B is rocked, raising or lowering the boss, engaging or disengaging the clutch felt with the upper turntable underside. The turntables must be levelled and adjusted (twist the bearing) so that the tape is level and true through the flanges of the fixed tape-guides. In cases where adjustment of the bearing is not sufficient, turbax washers may have to be added. When Fast Reverse is selected, the left clutch lever, its inner end resting on a steel ball, is lowered, allowing the boss to be raised by its axial spring, engaging the clutch. The right spool is oppositely engaged. On Normal forward Drive, the left lever can be adjusted by bending for a clearance of disc to felt of  $\frac{1}{2}$  to 1 mm. The compression spring has a higher tension on this side, and the friction torque during Fast Rewind is 400 gm./cm.

The right clutch lever should allow a  $\frac{1}{2}$  mm. clearance between felt and pulley disc during Fast Rewind, full engagement during Fast Forward and partial engagement during Take-up (which is automatically correct if the Fast Reverse is set).

The actual switching of motor current takes place when the operating lever is about half-way from neutral to any function. This gives an electro-mechanical starting operation which must be preserved for clean action. The important point to note is the positioning of the micro-switch bakelite mounting plate. There are two screws which should be slackened and the plate moved for correct placing of the micro-switch with respect to the actuating lever and the main operating lever tip. This is done during movement towards the fast winding position. Then, and only then, the screws should be tightened, and correct micro-switch operation adjusted for Normal Drive and Fast Reverse by bending the tip of the actuating lever. The Stop Magnet is also part of this assembly, and slotted holes are present to allow adjustment so that the cylindrical part of the brass end of the armature just contacts the actuating lever as the micro-switch is operated. Over-adjustment will result in too much relay current being drawn.




**I**N these articles we aim to give details of tapes which provide good entertainment at a level appropriate for the music in each case. This means that the performances must at least be reasonable-to-good and that the recording quality is such as to give satisfying reproduction on moderate tape recorders. This month, after applying the above "means test", the initial batch of eighteen mono tapes was reduced to half that number, a few of the abandoned nine being rejected as musically unsatisfactory and the remainder for recording (or copying) faults.

As we remarked last month, commercial tape copying techniques are not absolutely reliable—particularly at 3 1/4 i/s—so that drop-out, distortion and a general scrawny quality of sound are not infrequent offenders. Some of the tapes we have rejected on these grounds may have been made from excellent masters, but we have no alternative to passing judgement on recordings as received for review.


★ ★ ★

Our mixed bag of tapes comprises recordings of three symphonies, two orchestral pieces, one swing session, two jazz recitals, an operetta, one piano recital and a musical. The last item is *The Sound of Music* on HMV TA-CLP 1453, being the London production of this famous and successful Rogers and Hammerstein show. The performance is supervised and directed by Jerome White, with musical direction by Robert Lowe and the original London cast.


All sixteen of the key set-pieces from the show are included, and presentation is tuneful and bright. The words throughout are distinct and clear, the children's voices being particularly good; the orchestral accompaniment is also very fine. This is a gay and excellent recording of good family entertainment.



featuring kenny drew



the modern jazz orchestra



# A REVIEW OF

We now move from light human drama and comedy to the realm of Northern mountains and forests in the figure of Sibelius. The *Karelia Suite* and *Symphony No. 5 in E flat major* are featured on *World Record Club TT42*, with the Sinfonia of London conducted by Tauno Hannikainen. The symphony is good tough Sibelius which repays re-listening until one is familiar with the gaunt style of this Finnish master. The *Karelia Suite* is more easily assimilated and parts of it will be familiar to many readers. The performances are fine and catch the spirit of this unique composer very well.

★ ★ ★

At the other extreme of 20th Century music, apart from "pops", there is *The Modern Jazz Orchestra* directed by Joe Gallivan on *WRC TT211*. This recording consists of eight pieces arranged by Don Vincent in the "modern jazz" style, but without the rather cerebral and seemingly abstract approach of such groups as the Modern Jazz Quartet. The items are given a lively performance with good instrumentation and a fresh, clear recording.

★ ★ ★

From a fairly small group we move back to something larger (and very tuneful) by the ever-popular Gilbert and Sullivan. This is *The Gondoliers*, on *WRC TT129*, with the Westminster Symphony Orchestra and the Linden Singers under the direction of Alexander Faris. This is an absolutely delightful selection of pieces, with the true Gilbert and Sullivan spirit coming across right from the start.

The tunes and rhythms are wonderfully catchy and all of Gilbert's very witty words are clearly audible. The various soloists put over their character-parts excellently. It is a constant surprise with Gilbert and Sullivan how many very well-known tunes there are from the Savoy Operettas, and there must be as many in this as any other of the series.

Another infectiously extravert recording is *Let's Swing*, with Wendell Tracy and his Orchestra on *Saga STG 8060*. This is "big band" music in the American style, with a very solid beat running through every item. Eight pieces are presented, each arranged for maximum effect in the big brassy style. The recording is firm and clear.

★ ★ ★

In utter contrast is music by Haydn on *WRC TT206*. The South West German Chamber Orchestra conducted by Friedrich Tilegant plays *Symphony No. 45 in F sharp minor*, and the West German Mozart Orchestra under Walter Schulten plays *Symphony No. 73 in D major*.

The earlier symphony is known as the *Farewell*, because of the circumstances of its composition and the form of the last movement. The story is that the players in the court orchestra badly needed a holiday to



# TAPE RECORDS

go home to their families, but their master would not hear of it; sympathising with his fellow-musicians, Haydn composed a symphony in which the last movement permitted each player to leave the orchestra in turn, snuffing out his candle as he left. The "orchestra" is reduced to two string players at the end, and it was hoped that the hint would be taken; there are various accounts of what ensued. No. 45 receives a good all-round performance, and its rather leisurely character comes through excellently.

The other symphony is known as *La Chasse*, as various sections in the last movement have a hunting lilt. This is a pleasant good-humoured work, gaily performed with crisp pointed rhythms.

★ ★ ★

Back to jazz again for the Lucky Thompson Quintet in *Jazz Session*, on *Saga STG 8046*. The soloists are: Lucky Thompson, tenor saxophone; Jimmy Hamilton, clarinet; Billy Taylor, piano; Oscar Pettiford, string bass; and Osie Johnson, drums. This is reasonably enjoyable jazz in a semi-modern fashion, with excellent solo playing and good rhythms.

★ ★ ★

Remaining modern, but going over to the full orchestra, we have Bartók's *Concerto for Orchestra* on *WRC TCM36*. The Houston Symphony Orchestra is conducted by Leopold Stokowski in a fine, taut, well-controlled performance. Stokowski has something of a reputation as a showman, but here—apart from disciplining the orchestra well—he treats the music as a classic. This is appropriate, as this piece is (in our view anyway) a masterpiece of 20th Century orchestral music. It is indeed a showpiece for orchestra, as every section is used in turn and is required to play with great virtuosity.

The recording is magnificent, and for 3½ i/s mono quite outstanding. The dynamic range seems wide and the orchestral details are caught with clarity yet with a proper fullness. We tried this tape on some very expensive hi-fi equipment just to see how good it was—it scored very well.

★ ★ ★

The last tape brings another contrast, this time from a large orchestra to solo piano. Shura Cherkassky gives an excellent recital on *WRC TT58*, the items being Schubert's *Sonata in A*, Schumann's *Fantasiestücke* and the *Grand Galop Chromatique* by Liszt.

These are sound musicianly performances clearly recorded. The Schubert is satisfying and relaxing, the Schumann interesting and dramatic, and the Liszt is (essentially) a quick, light whimsy.




SHURA CHERKASSKY  
SCHUBERT SCHUMANN LISZT

## TAPES MENTIONED IN THIS REVIEW

Concerto for Orchestra (Bartók) .. .. .	WRC TCM36
Gondoliers (Gilbert & Sullivan) .. .. .	WRC TT129
Jazz Session .. .. .	Saga STG8046
Let's Swing .. .. .	Saga STG8060
Modern Jazz Orchestra .. .. .	WRC TT211
Sonata in A (Schubert), Fantasiestücke (Schumann), Grand Galop Chromatique (Liszt) .. .. .	WRC TT58
Sound of Music .. .. .	HMV TA-CLP1453
Symphony No. 5, Karelia Suite (Sibelius)	WRC TT42
Symphonies No. 45 and 73 (Haydn) .. .. .	WRC TT206



SIBELIUS  
Symphony No. 5/Karelia Suite



# FUNDAMENTAL BUILDING

## PART TWO

THE last article dealt exclusively with the reverberation period of a room, in other words, sound as it exists in time. Now we must turn our attention to the behaviour of sound in space, and having considered the basic principles, a further article will examine individual problems associated with rooms having special functions.

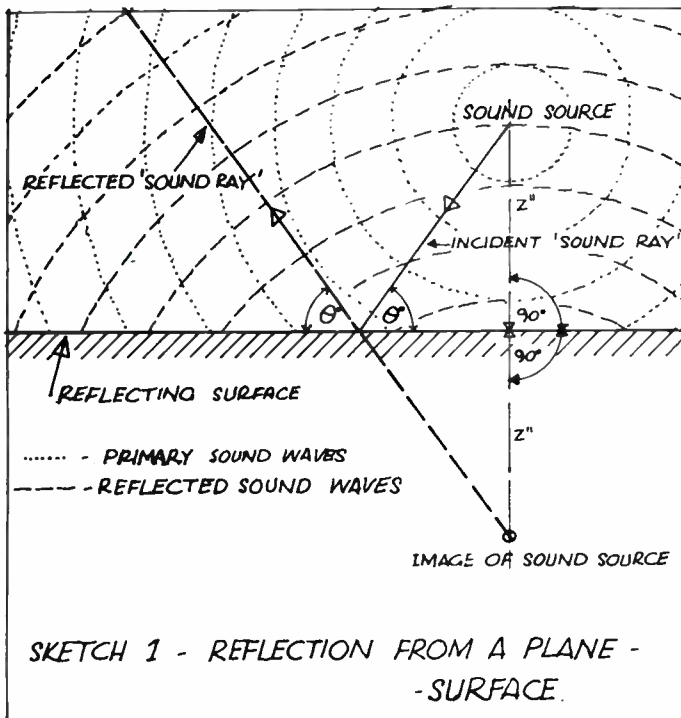
### Behaviour of Sound

The behaviour of sound in space is, for simplicity, generally analysed graphically in two dimensions. A word of warning is necessary here, for drawings of the propagation of sound rely upon the use of arrows showing sound "rays" rather like the arrows beloved of physicists to show the behaviour of light in lens and mirror assemblies. Such indications are necessary in order to simplify matters. Do not forget though that a sound source radiates ever increasing concentric compressions and rarefactions of the air (sound waves) like (two dimensionally) ripples in a pond caused by a stone thrown in, or (three dimensionally, and more accurately) like a child's balloon being blown up.

### Partly Absorbed, Partly Reflected

With this true picture in the back of the mind, consider a sound radiating from a source. Directly this sound hits a surface it will be partly absorbed and partly reflected at an angle normal to the surface (fig. 1). On meeting a second surface the remnant sound is partly reflected again and so on and so forth from succeeding surfaces until it is all absorbed. Not all surfaces are conveniently plain however and curved surfaces can be a nuisance or blessing at times. Concave surfaces focus sound, whilst convex surfaces diffuse it; likewise re-entrant angles can return sound from whence it came. (fig. 2.)

The focussing properties of a concave surface need qualification, for the focussing effect will only occur at frequencies the wave lengths of which are approximately equal to, or above, either the diameter of curvature of the surface or its least width or length. In a large building, a 2 ft. diameter cove will focus sound from about 500 c/s. (the wavelength of which is about 2 ft.) and above, to a point close to the cove, not a very serious matter. A wall, say 20 ft. high, 50 ft. in length and 120 ft. in

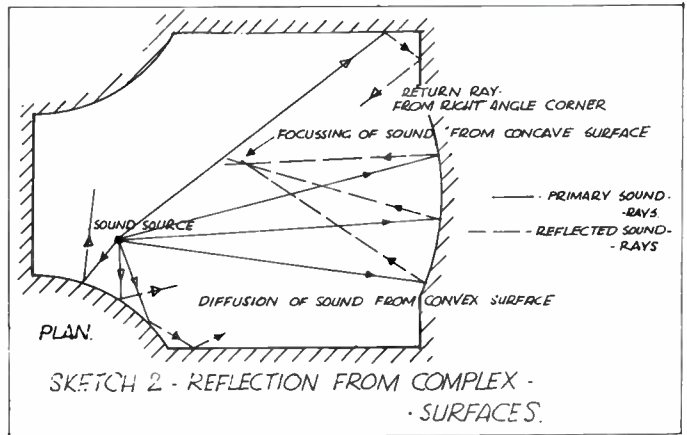


diameter is a different matter though, such an item will focus a lot of sound from the lowest frequencies upwards. If this focus "line" is occupied by listeners, they will be conscious of a strong secondary reflection of the sound arriving after the direct sound—in other words—an echo.

A large radius dome of large diameter (in plan) would focus sound at a particular point and this would be worse, the famous Albert Hall dome (now covered by a suspended ceiling) being a classic example.

### Basic Graphic Analysis

Having assimilated the foregoing principles, a basic graphic analysis of sound wave propagation in rooms can be made by drawing accurate



plans and sections, and setting on these drawings a diagram showing the sound source, the listeners, and the various direct and indirect sound paths between them.

The most important sound path to be considered in analysis is the direct path between the source and the listeners. Due to the comparatively longer wavelengths of sound, obstacles like columns and so forth do not block sound to the degree experienced with light rays. However an obstacle will form an acoustic shadow behind it and will block or attenuate sounds of wavelengths shorter than (approximately) its own least dimension. This effect can be quite serious when dealing with high frequencies and speech transients. Moreover, direct sound travelling at "grazing incidence" over the heads of an audience will in effect be "sucked in" and absorbed. Thus, the rule is, if you want to hear it, be sure you can see it well and truly.

Note the importance of comparing direct and indirect paths, if a listener hears a strong reflection of a sound which has travelled an excess path of 50 ft. more than its direct path, then an echo will result. Sound travels at about 1,100 ft. per second and an excess path of 50 ft. means  $\frac{50}{1100} = .045$  second—quite enough to upset the intelligibility of speech transients and to have a muddling effect on some types of music. On the principle that a sketch is worth a hundred words I refer you to fig. 3 with the remark that it's not surprising the hall shown is almost empty! The ideal decay of sound is shown as fig. 4, and all graphical analyses should be checked so that any unwanted excess paths are avoided, especially bearing in mind the focussing properties of concave surfaces. Remember that you are dealing with three dimensional sound, and it may be necessary to combine in the mind both a plan and section or even two sections to get a true three dimensional picture of sound behaviour.

### Highly Reflecting Surfaces

Another use of graphical analysis is to design highly reflecting surfaces immediately around the sound source, so that direct sound going to the extremities of a large room is reinforced by powerful reflections which do not, however have to travel an excess path to carry out



# ACOUSTICS


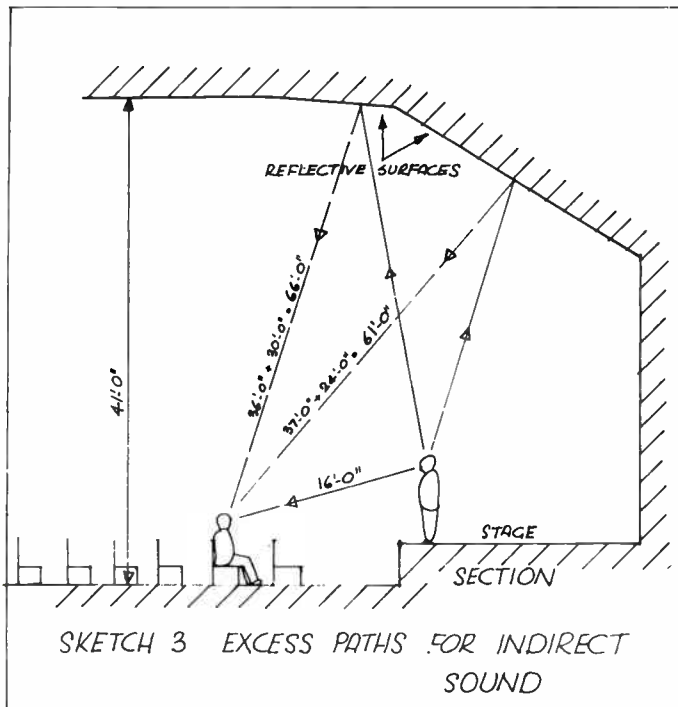
their duty (preferably not more than 30 ft.). Sound diffusion is also very important, and large plain surfaces, especially those distant from the sound source, should be broken up. Remember the projecting galleries, plaster enrichments and boxes of the classical music rooms, the projecting boxes at the Royal Festival Hall, the decorative plaster panels of the modern cinema and the coffered ceilings of the now defunct St. Andrew's Hall, Glasgow, and new Manchester Free Trade Hall, all of which have functional duties.

## Lower Frequency Sounds

Diffusion is a great ally in defeating undesirable phenomena due to room shape. Lower frequency sounds sometimes approach in wavelength one of the dimensions of a small to medium size room or they may be a simple fraction of that dimension such as a half, third or quarter. When a chord containing that frequency is played in such a room instead of an even "die away" the frequency so favoured may die away more slowly giving an unsatisfactory and unmusical effect. These "Eigentones" or "Resonances" as they are called can occur between reflective parallel surfaces in a room and even between diagonals. Description of theoretical equations to establish eigentones is beyond the scope of this article; but if a room suffers from them, as a "do it yourself" expedient for keen ears, an analysis of the note which seems to linger should be made to get the wavelength (frequency x wavelength = 1100) and a search made for a room dimension to equal it or a multiple thereof. After that, a little experimenting with a movable screen of reflecting or absorbing material on one of the suspect areas and more listening tests should pin-point the problem. Once the critical area is found, a permanent diffusing screen angled to deflect the favoured notes should effect a cure. Note that the diffusing screen should be itself of multiple surfaces, if plain, it may start more trouble at a different frequency.

## Eigentones

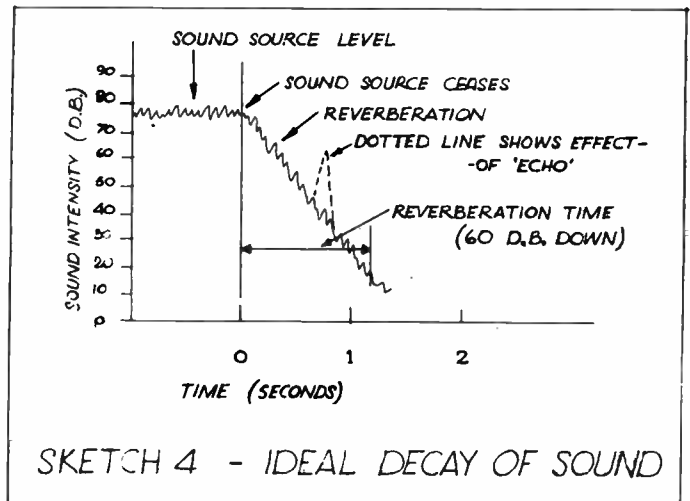
Eigentones are confined largely to rooms with one or more dimensions under 35 ft., especially if the dimensions are related by simple



ratios such as 1.1:2 or 1.2:3. Only slight adjustments are needed to the ratios to reduce the nuisance.

## Flutter Echoes

"Flutter echoes" can be a nuisance at medium and high frequencies, and are caused generally by short bursts of sound echoing between parallel walls. The effect can be very distracting for a (human) speaker set between the parallel surfaces, as the position can be critical and an audience sitting some feet away can be unconscious of the problem. Once again experimenting with movable screens can locate the problem and a cure effected by a permanent diffusing screen.



SKETCH 4 - IDEAL DECAY OF SOUND

no other portable  
tape recorder  
so versatile . . .



## UHER 4000 REPORT-S

Two tracks to international standard ■ reel size : up to 5" ■ four tape speeds :  $7\frac{1}{2}$  ips,  $3\frac{3}{4}$  ips,  $1\frac{7}{8}$  ips,  $\frac{15}{16}$  ips ■ frequency response ( $\pm 3$  db) : 40-20,000 cps at  $7\frac{1}{2}$  ips, 40-17,000 cps at  $3\frac{3}{4}$  ips, 40-10,000 cps at  $1\frac{7}{8}$  ips, 40-4,500 cps at  $\frac{15}{16}$  ips ■ contrast ratio : 55db ■ wow and flutter :  $\pm 0.15\%$  at  $7\frac{1}{2}$  ips (audible frequencies only) ■ output power : 1 watt (push-pull power stage) ■ power supply : five flashlight cells (1.5 volts each) or "dryfit" storage battery model Z 211 or model UHER Z 111 mains-operated power unit and battery charger or an automobile battery via automobile adaptor cable ■ inputs : Micro 0.1 mV. at approx.  $2k\Omega$  ; Radio 1 mV at  $47k\Omega$  ; Phono 25 mV at 1 megohm ■ outputs : 2 volts at 4 ohms ; 1 volt at  $15k\Omega$  ■ operating time : intermittent operation of approx. 12 hrs : continuous operation and intermittent operation respectively from the "dryfit" storage battery — approx. 10 hrs. ■ dimensions approximately : 11" x 8" x 3" ■ weight without batteries approximately 6lbs.

PRICE  
**93**  
GUINEAS  
Inc. microphone  
and L.P. Tape



Ask your dealer to demonstrate the UHER 4000 REPORT-S. If you do not see this amazing Portable tape recorder displayed in your area, write for illustrated leaflet and further information to :

**BOSCH LIMITED** Domestic Appliance Division  
205 Gt. Portland Street, London W.1 Tel : LAngham 1809



## FUNDAMENTAL BUILDING ACOUSTICS—Continued

### Summing Up

To sum up, the sound quality of a room depends equally upon: (1) the direct path between sound source and listeners. (2) Upon the volume (which directly affects the secondary reflections). (3) The combination of secondary reflections (after modification by the area and quality of absorbents) and the direct sound to give a long or short reverberation period, as required for the particular function. (4) A reasonably even decay of sound, and proper reinforcement of sound for those parts of the room remote from the sound source.

Note the importance of volume, *ideally* the volume of a room should be so selected that under normal conditions of use and materials of construction the reverberation period is right for the duty and does not require to be shortened by the introduction of further absorbents. Far better to have a room of small volume in which all the secondary sound is reflected usefully to the listeners than one of greater volume where the secondary sound has to be strangled and mopped up to cut down unnecessary reverberation. Even when dealing with existing buildings it might be worth lowering a ceiling to reduce the volume rather than to pad the place with the said absorbents.

### Next Month

The next article will deal with specialised applications of the general principles, with the warning, perhaps unnecessary, that no one on reading these articles is then qualified to set up as acoustic consultant for a new Concert Hall!, so much necessarily has to be omitted for reasons of space and for simplicity. These notes are best viewed as a basis to assist in assessing sound problems and to develop more critical and informed judgement on the general subject.

★ ★ ★

## PROBLEM

### Unbalanced Stereo

Dear Sir, A few weeks ago I purchased a new Harting HM8 Stereo tape recorder and find it to be a wonderful instrument. At the same time I bought two pre-recorded stereo tapes but later realised that these were two track tapes, my recorder being four track. Even so I found the stereo to be quite good except that I cannot get enough gain on channel two although there is quite sufficient on channel one. (This occurred with both tapes.) Is this due to the fact that I am not using the full half track or is this normal on pre-recorded stereo tapes? When I record my own stereo the gain is quite balanced from both channels. Could you also tell me: (1) Is there a firm who would re-record these tapes to four track? (2) Can one obtain four track pre-recorded stereo tapes as I cannot recall ever seeing them advertised?


Yours faithfully, J. A. P., Leicester.

*The problem of replaying half-track tapes on a quarter-track machine, such as your Harting HM8 Stereo tape recorder is largely one of relative track dimensions—relative, that is, to the tape width.*

*A half-track recording on a ½-inch tape, has each track 100 thou' wide, with a 30 thou' separation zone in the centre of the tape, leaving an average 8 thou' clearance at the edge of the tape. The quarter-track head scans right to the (upper) edge of the tape, is 43 thou' wide, with a 25 thou' clearance between tracks 1 and 2: this means that whereas the top track "loses" approximately 8 thou' of the recording, the lower track loses only about 2 thou'. Thus, the output from one channel can be appreciably higher than the other when half-track stereo pre-recorded tapes are played back on a quarter track stereo machine. Which is precisely what you are experiencing. The problem does not arise when making your own recordings, and could be overcome if you really wanted to make an alteration, by lowering the R/P head slightly.*

*This is definitely not advisable in your case. If you want to make a Tape-to-tape transfer, and cannot get together with another enthusiast for the purpose, you may care to approach Ilford Sound Recording Service, 445 High Street North, Manor Park, London, E.12, who provide such facilities. Although ½-track stereo tapes are not widely advertised, they are available, and your best approach is for the catalogue of Teletape Ltd., Dept. T.R.4, 33 Edgware Road, London, W.2. This costs 1/-, but if you want to spend a little more, there is an interesting publication called The Stereo Index, at 7/6, by The Wilson Stereo Library Ltd., 463 Streatham High Road, London.*

## DO YOU SPLICE TAPE?



### HOW TO SPLICE TAPE

★ If you use tape, sooner or later you will need to know how to splice tape—how to repair simple or complicated breaks—how to edit your material—how to cut out words or syllables, etc. All this is described in this well-illustrated booklet, in which stage-by-stage photos and text provide the complete answer to professional tape splicing.

Price 2/6 . . . Postage paid

### THE TAPE RECORDER

99 Mortimer Street, London, W.1

Now... you can order  
direct from Hi-Fi News  
**AUDIO**  
Read the original magazine about high fidelity every month. Use convenient order form.

Hi-Fi News

99 Mortimer Street  
London, W.1., England

I enclose 42 - for a 1 year subscription to AUDIO which is to be mailed post-free from the U. S. (Please print or type name and address)

Name \_\_\_\_\_

Address \_\_\_\_\_

# ELECTRONIC WORLD

is by far the cheapest  
**HIGH QUALITY TAPE**  
on the market

★ **Acclaimed by experts**

Reprints of reviews available

★ **Backed by our Guarantee**

If you are not completely satisfied with any purchase, we undertake to refund the full price plus your return postage

**POST COUPON NOW!**

**DE VILLIERS (Electronic World) LTD.**  
16d Strutton Ground, London, S.W.1

**STANDARD PLAY (Acetate base)**

3 in. spool 175 ft. 4 spools for 18/-   
or 48/- dozen

4 in. spool 300 ft. 4 spools for 26/-

5 in. spool 600 ft. 2 spools for 26/-

5 3/4 in. spool 850 ft. 16/- per spool

7 in. spool 1,200 ft. 19/- per spool

**ARCHIVISTS' GRADE (S.P. Polyester)**

7 in. spool 1,200 ft. 22/6 per spool

**LONG PLAY (Acetate Base)**

7 in. spool 1,800 ft. 28/-

**LONG PLAY (Polyester Base)**

3 in. spool 225 ft. 4 spools for 22/-   
or 60/- dozen

4 in. spool 450 ft. 2 spools for 21/-

5 in. spool 900 ft. 2 spools for 35/-

5 3/4 in. spool 1,200 ft. 24/- per spool

7 in. spool 1,800 ft. 31/- per spool

**DOUBLE PLAY (Special Polyester Base)**

3 in. spool 375 ft. 4 for 40/-   
or 108/- per dozen

4 in. spool 600 ft. 2 for 30/-

5 in. spool 1,150 ft. 27/- per spool

5 3/4 in. spool 1,750 ft. 35/- per spool

7 in. spool 2,400 ft. 45/- per spool

I enclose remittance for £      s.      d.  Post Free

Name .....

Address .....

.....

.....

.....

.....

**BLOCK LETTERS PLEASE**  **Cash with order**

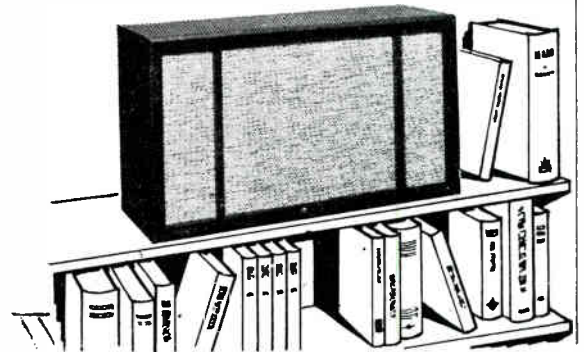
## Introducing THE WHARFEDALE BOOKSHELF 2

Where space is limited or where mobile external speakers are required for use with a mono or stereo Tape Recorder or Record Player, the "Bookshelf 2" gives a remarkable performance judged on a size/price/mobility basis. Its outstanding performance is due mainly to the efficiency of its modern 10-in. unit (with the very low resonance of 25/30 c/s) and is fitted with flexible roll surround and polystyrene diaphragm to improve the bass and act as an acoustic filter. The special 5-in. treble unit is fitted with a volume control so that H.F. response can be adjusted to suit listening room conditions and position of speaker. Two of these handy speakers give very good results on stereo.

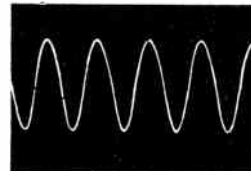
**SIZE:** 19 in. x 11 in. x 6 1/2 in. deep. **IMPEDANCE:** 8-16 ohms.  
**UNITS:** Specially designed 10 in. **WEIGHT:** 18 lb.  
and 5 in. Speakers are fitted with Wharfedale Silver Magnets 12,500 lines flux density.

Polished walnut, oak or mahogany veneers **£16.10.0**

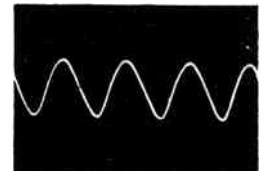
Unpolished **£15.15.0**



The clean low-frequency performance is clearly illustrated by the wave form oscillograms taken with an input power of 3 watts.



50 c/s



60 c/s

**LOAD MATCHING:** When used with a set or tape recorder with small output at 2/3 ohms a WMT. 1 transformer is worth fitting for optimum results.

Free leaflet on request



**WHARFEDALE WIRELESS WORKS LTD.**  
Idle, Bradford, Yorkshire Telephone: Idle 1235-6  
Telegrams: 'Wharfedel' Idle, Bradford



# Readers' Problems

★ Readers who encounter snags, or who run into trouble with their tape recording equipment, are invited to write to this editorial office for advice, marking the envelopes "Readers' Problems—Tape". Replies will either be sent direct by post, or published in this column if the subject is of general interest. However, we must emphasise that this advisory service cannot include requests for information about manufacturers' products when such information is obviously obtainable from the makers themselves. It is also essential to keep the queries reasonably short and to the point, and to limit them to one specific subject if at all possible. And, please, in no circumstance confuse such letters with references to other matters which have to be dealt with by other departments in our office.

## Oscillation on Playback

Dear Sir, I have a Stuzzi 4M Junior Tape Recorder which is capable of good quality sound when used with large extension speakers. When the volume control is advanced beyond  $\frac{3}{4}$  rotation a low-frequency oscillation takes place. The oscillation is approximately ten c/s and only occurs when a tape is played back, not when using it as a straight-through amplifier. The oscillation causes the magic eye to flicker backwards and forwards and the speaker cone can be seen to move in and out. I have noticed that this oscillation takes place between the grids of the EL84 and have replaced this valve as well as the EZ81 rectifier. There is also a rather high hum level at  $\frac{3}{4}$  volume when used with speakers having good bass response.

Yours faithfully, L. E., Catford, S.E.6.

*The low frequency oscillation on Playback that you are experiencing with your Stuzzi 4M tape recorder is probably due to unwanted feedback. As the trouble does not occur during straight-through amplifier operation, it is probable that the pick-up of unwanted signals is in the input of the first stage. (Although this stage is also operative during Record, the fault would not have the same effect because the high level output is eliminated).*

*The fact that the speaker cone is moving in sympathy with the oscillation, and the EL84 grid is arcing over, is incidental to the fault, the result of periodic overloading as the signals come in phase.*

*Does this happen when the large loudspeakers are removed sufficiently from the tape recorder? The trouble could be a form of acoustic feedback due to a very high level output and pick-up in the head wiring. Make quite sure that the screening of the head wiring is adequate, that the head shield is properly fixed and earthed to chassis. Clean off the contacts beneath screw holes of the latter. Check the 0.01 mfd. decoupling capacitor of the screen grid of the first stage, and the 50 mfd. cathode bypass. Make sure that the loudspeakers are not too close to the machine, and that the vents face away at an angle. If you are using two loudspeakers, make sure that these are in phase. To check, put a torch battery across the L/S leads, note whether the cone pulls in or out, mark one lead, call it A, then do the same for the other speaker, reversing the polarity of the battery until the speaker goes the same way as the previous one, marking its corresponding lead A. It does not make any difference which way round you connect speaker leads to the tape recorder, provided you have both the A leads to the same terminal when using two speakers. If the hum level remains when the gain is more than  $\frac{3}{4}$  advanced, check the smoothing capacitors.*

★ ★ ★

## Pressure Pads

Dear Sir, I own a Philips EL3549 tape recorder (four track) which was new six months ago. Recently, recordings have been faint and distorted on the two outside tracks (one and four) whilst track two and three record and replay normally. On examination of the record/playback head for the purpose of cleaning I discovered that the felt pressure pad had come off and was lying loose on the deck. I gather that a new pad, complete with new backing plate, will be needed.

I should be interested to know if this is a common occurrence and whether any adjustments could be made to avoid it. If a detached felt pad can be satisfactorily replaced I should be glad to hear of the method. Can an ordinary bonding adhesive cause damage to tape or head?

Yours faithfully, V. T. D., Harpenden.

*The dislodged pressure pad on the Philips EL3549 is undoubtedly the cause of your loss of quality on the outer tracks of the four-track system.*

*It is quite simple to replace the pad on its bearing plate with a small drop of adhesive, such as Evostik, but care must be taken to allow the glue to set properly before using the machine, in case the pressure against the face of the pad causes the glue to seep around the edges. Avoid the use of too much glue, as the pad is absorbent, and when the glue sets, may result in an*

*over-hardened pad. You certainly do not need to go to the expense of a complete pad and plate assembly—even supposing you could obtain one without recourse to a service agent and the subsequent bill.*

*I can assure you that this is not a common occurrence on these machines. Much more frequent is the misalignment of the pressure pad plate, due to bending of the spring mounting, usually after some attempt at cleaning has been made. Note that the plate sits against the overhang of the metal shield.*

★ ★ ★

## Crosstalk

Dear Sir, I would like to ask your advice with regard to a problem which I have. I am using a Ferrograph 422 recorder and the Armstrong A20 amplifier with the PCU25 pre-amplifier. My trouble appears to be an excessive amount of crosstalk from the lower to the upper track. I usually have the top track playback gain control set at 6 and the pre-amp set at about half rotation. If a quiet passage is played on the upper track it is quite easy to hear break-through from the lower track. This can be most annoying and I am told it cannot be avoided, but would like your views just the same. I have tried varying the value of R74 as stated in the manual but without success.

Yours faithfully, M. G. O., Huddersfield.

*Crosstalk can certainly be avoided on the Wearite Deck (Ferrograph 422 tape recorder). But it seems that you are tackling this from the wrong end. Your problem, I would surmise, is mainly one of head misalignment. The alternative is that you are over-modulating, but as this would give rise to secondary symptoms that are quite obvious, I presume my diagnosis is more likely.*

*If the R/P head is slightly low, the first track recorded will be nearer the centre (horizontally) of the tape than it should be. Now, when we invert the tape, the other track is also too near the centre, hence the edges of the magnetised tracks mingle and crosstalk results. A secondary symptom here is that usually the erasure is slightly weak, as the erase head is not acting fully on the same width of track as the R/P head is recording. Try making a recording on a clean tape, then erasing this portion of track and playing it back. Record at your normal level. If my diagnosis is correct, some residual magnetism will cause apparent incomplete erasure. The remedy is to raise the head slightly—an easy matter on this deck with the adjustment screw provided.*

PLEASE MENTION "THE TAPE RECORDER" WHEN  
REPLYING TO ADVERTISEMENTS.

## NUSOUND RECORDING Co.

35 CRAVEN STREET, W.C.2.

TELEPHONE TRA 2080

# Ferrograph

(Appointed Dealer)

## New Series 5

now on demonstration

## also Models 422-424

Accessories, Mixers, Tuners Microphones, Stands,  
by leading manufacturers.





MARK 5 Series 2

## Spotlight on quality...

The Mark 5 Series 2 tape recorder is a high quality machine capable of making outstanding recordings.

It is tastefully finished in medium grey with chromed fittings, and designed not only for use as a complete portable recorder but for incorporation into a Hi-Fi installation. (Deck, amplifier and power unit are available as separate items). A low level compensated output socket is provided for driving an external Hi-Fi amplifier.

### Specification:

4 speeds  $1\frac{1}{2}$ ,  $3\frac{3}{4}$ ,  $7\frac{1}{2}$  and 15 ips • frequency correction at all 4 speeds • 3 independent motors • exceptionally low wow and flutter content • double-gapped ferrite erase head to minimise erase noise • narrow-gapped record/playback head to give extended frequency response • pause control • superimpose control • recording level indicator (meter extra) • takes  $8\frac{1}{2}$  in. dia. reels • fast rewind (1200 ft. in 45 seconds) • digital rev. counter.

**Brenell**

**BRENELL ENGINEERING CO., LTD**  
1a DOUGHTY STREET, LONDON W.C.1.  
Telephone: HOLborn 7356/8



for the connoisseur

# IRISH

You prefer Brittany to Brighton. Hock to highball. Van Gogh to Velasquez. You're choosy as well as selective. Irish is your tape. Irish professional tape has connoisseur advantages precision-engineered into its mirror-smooth surface. The unique Ferrosheen process, by which this microscopically fine surface is obtained, provides exceptional high frequency response due to intimacy of contact between tape and heads... head wear is at minimum... makes for freedom from head contamination by oxide build-up, considerable reduction in background noise, minimum drop-out. Only Irish tapes have free 'signature binding' kit for authentic library-style filing—simulated Moroccan leather with 23-carat gold foil for simple 'tooling' of title. People like Tandberg recommend Irish. And every Irish tape carries a 100% unconditional guarantee. Your Irish Tape stockist, and other details including technical data, from: A. C. Farnell Ltd., Hereford House, Vicar Lane, Leeds 2. Tel: Leeds 35111.

'IRISH', 'FERROSHEEN' and 'Signature Binding' are registered trade marks of Orradio Industries Inc., Opelika, Alabama.

by Richard Golding

# SOUND AND CINE

## THE SPONSORED FILM

SOME of the services outlined in this present series of *Sound and Cine* may seem to be far above the financial capacity of the average amateur but at least some idea is being given of the value of being able to call in the professional when there is a little more money to spare.

With sponsorship there is so much more that one can make of one's film in this respect, for when there are sums of around £100 available there is the chance to add a professionally laid sound-track (in part at least) as well as being able to spend, say, £40 on filmstock alone. With more than £100 the hiring of extra equipment, pulse-sync recording or Colortran light units for instance, is a possibility that is attractive in itself.

Local organisations provide the most usual sources and it would not be difficult for a club to find sponsorship for at least one film per year—a social documentary, or a publicity film—to keep its membership and its accounts happy. The only thing against this type of film to my mind is that it is limiting to a certain extent where originality of idea is concerned.

The ambitious amateur or erstwhile professional film producer with a completely original idea but without sufficient funds to set it down on film has, however, another and perhaps less limiting source of sponsorship.

### The B.F.I. Experimental Film Fund

In 1952, The British Film Institute started an Experimental Film Fund intended to give encouragement to originality of approach in film making as much as to experiment in a technical sense. Since then, 43 films have been produced under the scheme and sums advanced have ranged from just under £100 for the cheapest—*The Maestro*—to just over £2,000 for the most expensive—*Together*.

*The Maestro* is described by its director Terry Nunn as an "anti-film" and is the story of a strange bearded young man who sets up a rostrum on the steps of the Albert Memorial and then starts to conduct an imaginary orchestra. We hear the music but suddenly the score goes blank and the music on the sound-track stops. In his search for the lost notes he meets some extraordinary characters—a mad porter and a man with a lion's paw in place of a hand. It is a more chaotic film than Lorenza Mazetti's *Together* which lasts for 50 minutes and which is a straightforward account of the relationship of two deaf-mute dockers in London's East End. These two films are completely different in all ways except that they were both completely original in approach and that no one could have produced either as a commercial proposition.

On the technical side there have been at least two noteworthy efforts, one, the dynamic frame *The Door in the Wall*, where the shape of the picture changed at every change of mood and the Grasshopper



Susan reacts in alarm to the arrival of the foreman (*Techet*)

Group's *Bride and Groom* which used a single frame camera throughout but, mainly, the films have been experimental in theme.

### The Shirt Factory

One of the latest films to be produced under the scheme is a musical performed by the children of Markfield secondary modern school in North London and the whole idea began with a visit to a local shirt factory, as part of the careers guidance programme. The children were much impressed by the monotony of the piece-work system, and on their return to the school they used these impressions of the factory as an exercise in their Music and Movement lesson. Their teacher, Marjorie Sigley, recognised the possibilities of this exercise and used it as the basis for a set of dances which the children performed at the end-of-term concert. The dances were a great success and Marjorie thought that they would make good film material. Cyril Fleisher, a friend and a member of the Grasshopper Group, agreed with her and persuaded several other members of the Group to lend a hand. The B.F.I. agreed to make a grant, the school's Parent-Teacher Association chipped in, and the *Shirt Factory* was in business with Fleisher as production manager and Hazel Swift as director.

The story of the film is quite simple: the workers arrive at the factory and punch the time-cards; they are hurried along by Crump, the foreman, and go into the workshop. As the machines start up and the day's work begins the girls are full of lively chatter but when the foreman appears they settle down to the monotonous repetition of simple actions. The foreman stands watching them and they get on with their work, stitching, smoothing, pressing, cutting—the same action repeated over again. After a while, Susan, one of the girls, notices that the foreman has gone. She switches on a small transistor radio and, as the dance music pours out, the whole shop breaks into a whirling dance, each girl having for her

(Continued on page 375)



## HI-FI FOR BEGINNERS

This is the first title in a long-awaited series of Hi-Fi books, and we recommend it thoroughly to every enthusiast.  
PRICE 7/6d., plus 9d. postage.

Available from:  
MILES HENSLOW PUBLICATIONS LTD, 99 MORTIMER STREET



The Incomparable  
**Ferrograph**



for  
the man  
who  
demands  
**HARMONY**  
IN THE  
**HOME**

Post this coupon today for full details

NAME .....

ADDRESS .....

T2.

**THE FERROGRAPH COMPANY LTD**

84 BLACKFRIARS ROAD LONDON S.E.1. Tel: WATERloo 1981

● **New, Bigger Showrooms  
Mean an even Wider Choice**  
from the Mail Order Service run by  
**TAPE SPECIALISTS  
FOR TAPE ENTHUSIASTS**

A friendly welcome awaits you at our bright new showroom extension. Here you will find a lavish array of equipment at every price level... make your choice for immediate delivery or if you cannot visit us, the fast and friendly R.E.W. Mail Order Service makes it easy for you to enjoy the professional results only possible with an advanced Tape Recorder. Get in touch with us now. We have thousands of satisfied customers and a reputation for generous part exchange, reliability and specialist service.

**MACHINE OF THE MONTH**



**PAMPHONIC REFLECTOGRAPH** Type A 105 gns. A new machine with a redesigned amplifier giving improved frequency response at all speeds on both record and playback. 2 speeds: 3 $\frac{1}{2}$  and 7 $\frac{1}{2}$  i.p.s. Separate playback amplifier V.U. M. Meter Semi-prof. No interest terms, £11.5.0. deposit and 12 monthly p'ments of £8.5.0. Also available on H.P. Terms, 18-24 months to pay.

**Bargain Basement!**

We have an unrivalled stock of leading makes of new and used machines at unbeatable bargain prices—(30%-60% reductions on original prices! Make a point of asking for our Special Bargain List.

\* **CASH FOR YOUR TAPE RECORDER** or HI - FI.

Highest cash offers for good equipment... get in touch today!

**300**

**MACHINES  
ON DISPLAY!**

Call, see, hear and choose the Tape Recorder you've always wanted from one of the biggest ranges anywhere. Just about every model—for off-the-shelf delivery—in-

5AN 85 gns, Brenell Mk. 5/2 69 gns, Brenell Mk. V "M" 88 gns, Revox Stereo 110

Type "A" 105 gns, Grundig TK46 99 gns, and hundreds of others.

You're guaranteed maximum satisfaction with the R.E.W.

**"PLUS FIVE" SERVICE**

- Generous part exchange allowances.
- No interest terms—lowest deposits.
- Off-the Shelf delivery from the biggest range under one roof.
- Free servicing and free delivery.
- Optional personal insurance.

**NO INTEREST TERMS!**

Take your pick from our wide range and have any machine you want for 10% deposit, balance twelve months and no interest charged. (18-24 months H.P. terms also available).

Home demonstrations in the London area gladly arranged. By return enquiry service. Agents for all makes.

*Hi-Fi*



**R·E·W**

(Earlsfield) Ltd.

Mail Order Department  
264/266 (TR) Upper Tooting Road,  
London, S.W.17.

Telephone: BALham 7710

**Tape recorders**



## SOUND AND CINE — continued

partner the shirt on which she has been working. Susan dances through the crowd, spinning her shirt high above her head but suddenly sees that Crump has returned. Horrified, she lets the shirt go and it flies out of her hand draping itself over the foreman's head.

The music stops abruptly and the scared Susan runs away chased by the infuriated Crump. The other girls return meekly to work. The machines pound away and, gradually, the noise of the machinery turns into a voice giving commands—"Stitch on buttons! Press the seam! Smooth the collar! By this time the girls' faces have become utterly blank and their eyes, dull and sullen; they are turning into machines themselves, taking orders from the disembodied voice of the Machine. "Stitch! Stitch!" commands the voice and the girls obey. Suddenly, Susan appears again with her radio and looks in through the factory window. The voice of the machine is drowned in a sudden crash of drums; a clarinet squeals and the girls come back to life and fling themselves into a tremendous Charleston, which brings the film to a triumphant close.

### Too Much Light!

Apart from the shirts themselves there were very few props; the action was conveyed entirely by mime and dancing and the setting consisted of a number of screens decorated with cut-outs of shirts, cotton reels, scissors and so on. The film was shot in the main hall and the biggest problem, since Markfield is a very modern building, was that in having too much light! The high windows down one side of the hall let in so much sunlight that Dennis Miller, the cameraman, complained of unfair competition and, very often, the screens that were supposed to be part of the scenery were whisked up to the roof to be used as sunshades.

Since the film had to be finished at top speed and, since the set consisted only of moveable screens, the director, Hazel Swift, dispensed with the usual time-consuming method of changing camera angles and light-stands. First, all the shots from the front position were made, then, the change to side-angles was made not by moving the camera and lamps but by moving the sets and the dancers. This called for quite some homework on Hazel's part and a good deal of faith on the part of the crew who got a little dizzy trying to work out things in their heads. The only people who took the whole thing as a matter of course were the children who didn't care which way they were facing so long as they could keep dancing.

### Problems of the Sound-track

Hazel Swift, talking about her sound problems, says: "The children had actually learned their dances to commercial recordings in the first place and we filmed them dancing to these. We had no sync device to link the Cameflex 16 mm. camera with the Ferrograph and when I look back on it now I can only assume that I was completely mad to attempt such a thing. The fact that it actually worked was a matter of luck and I certainly wouldn't tempt providence by trying it again. Another complication was that this music was copyright and we couldn't possibly afford the fees. Luckily, we were able to get Barbara Killalee, the well-known writer of pop music (*Casanova* and others), to rewrite the music in its entirety.

The film was then edited to the original music-track and then screened in the recording studio with the George Ferguson Group playing the new music to fit the picture. I was full of admiration for the musicians; for two hours they sat in the studio, playing music they hadn't seen before that evening and, what's more, playing it in perfect sync with the screened movements, a form of discipline none of them had ever attempted before. By the end of the recording session they must have been just about cross-eyed, but they came out of the studio beaming and saying that they had actually enjoyed the experience."

### Musique Concrete

The new music composed for the dancing is very catchy and played in fine style by the musicians but there is another kind of music involved and this was composed and mixed by Stuart Wynn Jones on his twin Brenell recorders. This Musique Concrete track is mostly gay and amusing where it underlines the titles and the mimed sequences, but is also used to great effect where the machine noises turn into human voices.

### Applications for Grants to the B.F.I.

Applications for grants should be accompanied by a short film treatment and a carefully drawn budget and sent to Mr. Ralph Stevenson, the B.F.I., 81 Dean Street, London, W.1, for consideration by the



16 mm. frame enlargement of Charlie Crump, the foreman, appearing on the scene (Sabot Films)

Committee. The present members of the Experimental Production Committee are Sir Michael Balcon (Chairman), Sir Arthur Elton, Lord Brabourne, Anthony Havelock Allan, Bryan Forbes, Baynam Honri, Karel Reisz, John Taylor and Basil Wright. The treatment should do full justice to the idea but need not contain full dialogue or completed shooting instructions. Indication should be given when sending in the application as to the amount of experience that the author or director has had and also whether any test sequences of film are available for screening. The Fund is open to both amateur and professional, the Committee making no distinction between the two. 35 mm. and 16 mm. are the most likely gauges to be favoured but 8 mm. is not out entirely and, indeed, must be more favoured in the future as presentation facilities continue to improve. The subsidy can be full or in part and there appears to be no set maximum (a recent grant of £10,000 by the Gulbenkian Foundation has set the Fund on a very healthy footing) but, nevertheless, expensive productions would have to meet with very careful consideration indeed.

**Now... you can order  
direct from Hi-Fi News**

**AUDIO**



**Read the original magazine about high fidelity every month. Use convenient order form.**

**Hi-Fi News**


**99 Mortimer Street  
London, W.1., England**

I enclose 42/- for a 1 year subscription to AUDIO which is to be mailed post-free from the U. S. (Please print or type name and address)

Name \_\_\_\_\_

Address \_\_\_\_\_

# SPECIAL STEREO OFFER!!



**89** GNS.

Never before have we or any other Company been able to make such an outstanding offer!!! Due to our ability to purchase large quantities of recorders direct, we are able to pass on to you the tremendous reduction in prices thus achieved. Here are just two of our fabulous offers!!! The world acclaimed AKAI M6 rated as being the finest professional type stereo/mono recorder available, coupled with the equally world famous SONY make this an offer that we or anyone else will never be able to repeat. Every recorder is absolutely BRAND NEW in sealed manufacturer's carton complete with full maker's Guarantee. PART EXCHANGES welcomed. Very limited number only available. Write to our MAIL ORDER DEPT. at Stratford, enclosing S.A.E. for illustrated literature and information on this and other wonderful offers.

We are also stockists of every leading make of tape recorder and have on display at our Showrooms over 250 new and secondhand models. HIRE PURCHASE TERMS available to suit every pocket.

## AKAI-M6

Offered at the unbelievable price of 89 Gns. (less microphones) they show a tremendous saving on the official LIST PRICE of £136, making these recorders an unrepeatable bargain!!! There is little need for us to detail this amazing recorder's performance, it is universally accepted as being the finest recorder in its class bar none. Look at the fabulous specification and judge for yourselves. Used by many leading recording studios throughout the world and accepted as a standard by which to judge others. The superb Freq. response ensures that every recording is a masterpiece and the 12 watts undistorted output enables you to enjoy to the full this recorder's amazing capabilities.

### TECHNICAL SPECIFICATION

Frequency Response at  $7\frac{1}{2}$  i.p.s. 30-20,000 c.p.s. Frequency Response at  $3\frac{3}{4}$  i.p.s. 40-14,000 c.p.s. 3 Speeds  $3\frac{3}{4}$ ,  $7\frac{1}{2}$  and 15 i.p.s. Wow and Flutter under -07 R.M.S. 7" tapes, Automatic tape stop. Operates vertically or horizontally, Hysteresis Synchronous Motor. Two inline. 100% accurate V.U. meters. Precision position indicator. Direct from Head and pre-amp outlets. 4 or 2 track stereo/mono record/playback at turn of tape selector control. Completely independent record/replay amplifiers on each channel. Out-put 6 watts per channel 12 watts total. Will fully drive 12" speakers. Signal to Noise ratio better than 45 dB. Cross channel separation better than 80 dB. Dimensions  $14" \times 20\frac{1}{2}" \times 8\frac{1}{4}"$ .

★ ★ ★ Special Offer. AKAI Dynamic Moving Coil Microphones. Superlative Performance. 7 gns. each, 10 gns. pair.

### HI-WIDE RANGE STEREO SPEAKERS


Another wonderful offer are the two perfectly matched speaker enclosures containing in each one 8" super high fidelity wide range speaker together with 3" co-axial tweeter. Perfect for either the AKAI or SONY. Speakers in one divisible cabinet matching style and size of AKAI. LIST PRICE £31 10 0. our SPECIAL OFFER PRICE 23 Gns. or individually £12 10 0. Overall frequency response 40-16,000 c.p.s. Handling capacity 16 Watts.

**23** GNS.  
OUR PRICE

## SONY 464 CS

This fabulous 4 track Stereo recorder recently introduced by SONY incorporates every latest development. Listed at £99 we are able to offer a limited number at the amazingly low price of 69 Gns. (Less Microphones). Look at the impressive Technical Specification. One of the few recorders offering special inbuilt facilities for Sound on Sound. There is no other comparable recorder available today at under £100 and once our existing stocks are exhausted we shall be unable to repeat this offer.

★ Special Offer:- Superb Sony dynamic microphones 4 gns each, 6 gns. pair.



~~£100~~

### TECHNICAL SPECIFICATION

4-Track-Stereo/Monorecord Replay. Sound on sound enabling new recording to be made whilst listening to other through either internal speakers or headphones. Ideal Cine use. 2 high-flux density speakers. Frequency response 40-15,000 cs. 2 magic eyes. Independent volume controls for record/replay. Tone control. 2 speeds  $7\frac{1}{2}$ " and  $3\frac{3}{4}$ ". Signal to noise ratio 45 dB. Weight  $37\frac{1}{2}$  lb. Superb mono and stereo reproduction.

**69** GNS.

**CITY & ESSEX**

**T A P E**

**RECORDER CENTRES**

Note.—Our city shop open Mon.—Fri. 9 a.m.—6 p.m. Closed all day Saturday. Open Sunday 9.30 a.m.—2 p.m.

228 BISHOPSGATE, E.C.2 OPP. LIVERPOOL STREET STATION. BIS 2609  
2 MARYLAND STATION, STRATFORD, E.15 (ADJ. STATION). MAR 5879  
205 HIGH STREET NTH. (OPP. EAST HAM STATION), E.6. GRA 6543



# TAPE, RECORDERS & ACCESSORIES

## FIRST DETAILS OF NEW PRODUCTS

● We remind our readers that notices of equipment listed and illustrated in this monthly feature are in no sense reviews. When figures, specifications and diagrams are published, these data are extractions from manufacturers' lists. When samples of this equipment are submitted for test, they are passed to our technical contributors, whose reports are published in a separate section.


★  
**PHILIPS**  
**EL3585**  
**TWO-TRACK**  
**RECORDER**  
 ★



PHILIPS Electrical Limited recently announced a new and improved version of their popular EL3585 portable tape recorder. While retaining the same basic design, the EL3586 has a charcoal grey speaker grille and matt aluminium control panel. An edge-operated tone control has been added and improvements made on the record/playback head to give greater efficiency and improved frequency response: 80 c/s-8 Kc/s  $\pm$  3 dB. The microphone and output sockets have been made more accessible and remote control facilities have been incorporated. A standby button allows the user to set the recording level without starting the tape-transport, thus saving battery life. The optional mains unit can now be connected via a socket without removing the batteries; the battery circuit is automatically cut out. Manufacturers: Philips Electrical Limited, Century House, Shaftesbury Avenue, London, W.C.2.

★ ★ ★  
**"Esimax Major" Four-Channel Mixer**

THE Esisolder Iron Company have just announced a new electronic mixer, the *Esimax Major*. A development of the *Esimax Minor*, it has dual inputs and output sockets for jack and DIN plugs. Microphone



inputs are high impedance, and the output impedance is 600 ohms, up to 200 mV, suitable for gram input of a tape recorder. The model has two high-level and two low-level inputs and built-in power supply. The mixer is manufactured and distributed by Esisolder Iron Company Ltd., 98 Dominion Road, Worthing, Sussex.

★ ★ ★  
**LZ.27 Tape Recorder**

A NEW *Elizabethan* Tape Recorder, the price of which has not yet been announced, is the LZ.27. It is a two-track machine with speeds of 3 $\frac{1}{2}$  and 7 $\frac{1}{2}$  i/s. Inputs are provided for microphone, radiogram and telephone adaptor. A low impedance (35 ohms) output is provided for external speakers and a high impedance (220 K) output for monitoring. The recorder, complete with a seven-inch reel of tape and microphone, is manufactured by Elizabethan (Tape Recorders) Ltd., Bridge Close, Old Church Road, Romford, Essex.


**Kodak Recording Tape**

KODAK LIMITED have just announced a new range of recording tapes aimed at the amateur enthusiast. They are available in four types, standard-play, long-play, double-play and triple-play. The tapes are attractively packed and labelled for easy identification. An informative booklet "*Kodak Sound Recording Tape*" will be available shortly free of charge. The tape is manufactured by Kodak Limited, Dept. 106, Victoria Road, Ruislip, Middlesex.



A NEW mains/battery portable tape recorder has been introduced by Grundig. Weighing 14 lbs., the TK6 has two tracks and speeds of 1 $\frac{7}{8}$  and 3 $\frac{1}{2}$  i/s. Frequency response is claimed as 50 to 9,000 c/s and 50 to 13,000 c/s respectively. The tape is driven by a high frequency controlled motor, although wow and flutter figures are not given.

Recording level and battery life can be read from an edgewise moving-coil meter. Maximum playing time is four hours on a 4 $\frac{1}{2}$  in. spool



of triple-play tape, which is supplied together with a high impedance moving-coil microphone, spare spool and connecting lead. The recorder, price £68 5s., is manufactured by Grundig (Great Britain) Limited, Newlands Park, Sydenham, London, S.E.26.

**AUTOMATED**  
**SLEEP-SUGGESTION**

- WHAT IS SLEEP-SUGGESTION?
- HOW DOES IT WORK?
- HOW CAN IT BENEFIT YOU?

SEND NOW for FREE BROCHURE for up-to-the-minute information on this vital subject.

**EDUCATIONAL RECORDINGS LTD.**  
 Dept. 13, 21 Bishops Close, Church Lane, London E.17

# J. J. FRANCIS (WOOD GREEN) LTD.

★  
★  
★  
S  
E  
R  
V  
I  
C  
E  
★  
★  
★

ARE YOU AWARE THAT WE SPECIALISE IN TAPE RECORDERS!

WE HAVE A SELECTION THAT RANGES FROM AN E.M.I. TR90 STEREO (WITH 10W. PER CHANNEL) CONSOLE OF £1000 (NEW) TO A USED PHILIPS AT £10.

A small selection of used machines is listed below:

E.M.I. TR52	£150	Philips Stereo	£45	We are agents for all makes of Recorders.  <b>WANTED:</b> Quality machines purchased for cash  (All recorders purchased must be free of HP credit sale agreements)
E.M.I. TR51	£50	Grundig TK20	£25	
Akai M6	£90	Grundig TK55	£45	
Sony 521	£85	Robuk	£25	
Brenell Mk5 m	£70	Brenell Mk.4	£20	
Ampex 960	£65	Truvox Deck	£15	
Ferrograph 808	£65	Sony 777	£100	
Vortexion WVA	£65	Philips Prof. cost £150	£45	

AFTER  
S  
A  
L  
E  
S

## J. J. FRANCIS (WOOD GREEN) LTD.

123 Alexandra Road, Hornsey, N.8.

BOWes Park 1662

Write, Phone, Call (All Letters Answered)

Always in stock—  
an unrivalled selection of

- Tape Recorders
- Hi-Fi Equipment
- Tapes
- Microphones

Free demonstrations—Honest advice



### COMPLETE STEREO TAPE RECORDERS (Four Track)

Sony 521—7½, 3½ i.p.s.	£130 4 0
Akai M6—7½, 3½ i.p.s.	136 10 0
Pair extension speakers for above	31 10 0
*Telefunken M.97—7½, 3½, 1½ i.p.s.	99 15 0
*Tandberg Series 7—7½, 3½, 1½ i.p.s.	97 13 0
Sony 464 C5—7½, 3½ i.p.s.	98 14 0
Philips EL.3534—7½, 3½, 1½, ½ i.p.s.	96 12 0
OUTSTANDING TWO-TRACK STEREO RECORDER TELEFUNKEN M98. SEPARATE RECORD/REPLAY HEADS. ALL FACILITIES	99 15 0

### STEREO TAPE UNITS

*Ferrograph 422 U, 2 track—7½, 3½ i.p.s.	£115 10 0
*Ferrograph 424 U, ½T playback—7½, 3½ i.p.s.	115 10 0
*Tandberg Series 6, 2 or 4 track—7½, 3½, 1½ i.p.s.	115 10 0
Sony 464 (one replay amplifier)—7½, 3½ i.p.s.	75 12 0

### FOUR TRACK MONO TAPE RECORDERS

*Telefunken M.96—7½, 3½, 1½ i.p.s.	£72 9 0
Philips EL.3549—7½, 3½, 1½, ½ i.p.s.	65 2 0
Philips EL.3541—3½ i.p.s. only	37 16 0
Philips EL.3541/H—3½ i.p.s. only	44 2 0
Elizabethan LZ.29 (illustrated)—7½, 3½, 1½ i.p.s.	37 16 0
Elizabethan Popular 400—3½ i.p.s. only	26 5 0

### TWO TRACK MONO TAPE RECORDERS

*Reflectograph Model A (3 head system)—7½, 3½ i.p.s.	£110 5 0
*Vortexion WVVB (3 head system)—7½, 3½ i.p.s.	110 3 0
*Vortexion WVA standard system—7½, 3½ i.p.s.	93 13 0
*Ferrograph 5A/N (modernised)—7½, 3½ i.p.s.	89 5 0
*Telefunken 85 "The Classic"—7½, 3½ i.p.s.	87 3 0
*Telefunken 95—7½, 3½, 1½ i.p.s.	61 19 0
Elizabethan LZ.30—7½, 3½, 1½ i.p.s.	33 12 0
Optacord 403 (with monitoring)—3½, 1½ i.p.s.	47 5 0
Elizabethan Popular 200—3½ i.p.s. only	23 2 0
Sony TC.103—7½, 3½ i.p.s., with built-in medium wave radio	66 3 0
*Telefunken "Automatic" with automatic modulation control	52 10 0

### ALSO AVAILABLE—BATTERY RECORDERS

*Butoba MT.5—3½, 1½ i.p.s.	£69 6 0
Optacord 414 (inc. Mains)—3½ i.p.s. only	49 7 0
Philips EL.3585—1½ i.p.s. only	25 4 0
Stella ST.470—1½ i.p.s. only	26 5 0

\*Microphones EXTRA.

#### HI-FI IN STOCK

- Quad
- Leak
- SME
- Garrard
- Rogers, etc., etc.

#### TAPES

- BASF
- Telefunken
- Philips
- Scotch
- EMI, etc., etc.

All types of Microphones.

For free delivery, competent demonstrations, good after sales service, and the best of Hire Purchase terms call at:-



82 High Holborn, London, W.C.1

Open from 9 to 5.30 weekdays

Close 12.30 Saturdays

Telephone: CHAncery 7401



# EQUIPMENT REVIEWED

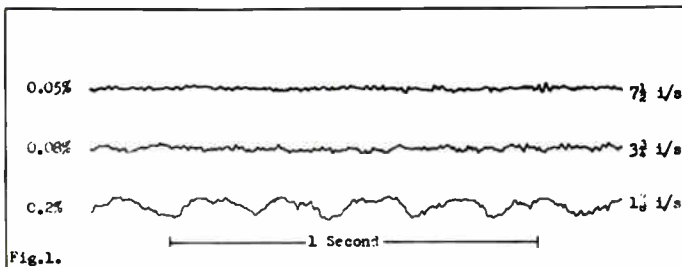
★  
LUXOR  
MAGNEPHON  
STEREO  
TAPE  
RECORDER



★  
**Manufacturer's specification:** Four-track Stereo. Self contained power amplifiers and loudspeakers. **Three speeds:**  $7\frac{1}{2}$  i/s,  $3\frac{3}{4}$  i/s and  $1\frac{7}{8}$  i/s. **Frequency ranges:**  $7\frac{1}{2}$  i/s 45-20,000 c/s,  $3\frac{3}{4}$  i/s 50-12,000 c/s,  $1\frac{7}{8}$  i/s 80-6,000 c/s. **Power output:** 2 watts each stereo channel, 4 watts mono. **Dynamic range:** 50 dB. Channel separation: more than 30 dB over whole frequency range. **Wow and flutter:**  $7\frac{1}{2}$  i/s  $\pm 0.1\%$ ,  $3\frac{3}{4}$  i/s  $\pm 0.2\%$ ,  $1\frac{7}{8}$  i/s  $\pm 0.35\%$ . **Reel sizes:** up to 7 inch. 4 pole induction motor. Printed circuit amplifiers. Twin magic eye recording level indicators. Tape consumption indicator. **Weight** approximately 22 lbs. **Dimensions:**  $14\frac{1}{8}$  in. by  $11\frac{1}{8}$  in. by  $6\frac{1}{2}$  in. **Price:** £80 17s. **Distributors:** Britimpex Ltd., 16-22 Gt. Russell St., London, W.C.1.

THE Scandinavian countries seem to favour a "furniture" approach to tape recorder cabinets, and this Swedish recorder is no exception. The dark teak base and grey plastic control panel will blend with most furnishing arrangements. One startling innovation is to place all input and output sockets under a removable escutcheon on the front of the cabinet. This will appeal to the technical side of the household, as all sockets are fully visible and plainly marked—no more peering around the back of the cabinet for that elusive *Ext. L.S. outlet*—but the distaff side may take a dim view of any leads which are left semi-permanently connected in this way.

Joy stick controls are fitted for tape motion and speed control and a compact group of push keys allow instant selection of alternative input



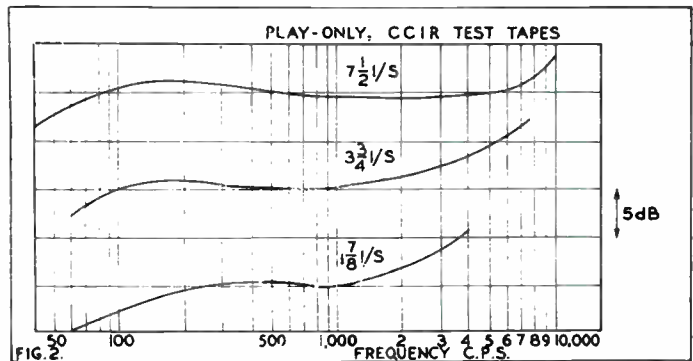
sources. The twin magic eye record level indicators are placed on the front edge of the control panel in such a position that they can be clearly seen from either a sitting or standing position. So much then for the styling and presentation, now let us see what the technical performance is like.

### Wow and Flutter

Fig. 1 shows the fluttergrams, or high speed pen recordings, for the three tape speeds together with integrated R.M.S. readings against each trace. It will be seen that the tape motion is very steady for the two higher speeds, but that a 4-5 c/s wobble shows up at the lowest speed of  $1\frac{7}{8}$  i/s.

### Playback only Responses

C.C.I.R. test tapes of 100, 200 and 400 microseconds time constant were played on the recorder and the outputs measured at the radio outlet socket. Fig. 2 shows that the playback equalisation is close to the C.C.I.R.



recommendation at  $7\frac{1}{2}$  i/s, but that the high note response is over equalised at the two lower speeds. A high note roll-off will be required in any external power amplifier if C.C.I.R. tapes are to be played on this recorder, and an even more vigorous top cut will be needed to reproduce N.A.R.T.B. recordings satisfactorily.

System noise, with no tape running, was only 25 dB below test tape level; this proved to be almost pure 50 c/s mains hum and, although it was only just audible on the built-in loudspeakers, it is much too high for feeding wide range amplifier-speaker combinations. It was identical on both channels and did not seem to be due to electromagnetic pick-up on the heads. In addition the bottom channel suffered from an intermittent crackle and high hiss level.

### Record Replay Responses

Fig. 3 shows the overall record replay responses. A sharp bass cut at 100 c/s is evident at  $7\frac{1}{2}$  i/s together with slight over emphasis of the higher frequencies. At the two lower speeds, the top rise noted in the test tape responses are still in evidence and this, combined with a steady fall in response at the lower frequencies, gives a tilted top heavy response which will need both top cut and bass lift to give anything like a level response in external power amplifiers.

The playback hum made it difficult to measure recorded hum or hiss, but careful listening tests indicated that recorded noise due to bias and erasing was very low, and playback tests at twice the speed of the unmodulated test recordings proved that negligible hum was recorded on the tape.

### Acoustic Responses

The quality on the two built-in loudspeakers sounded rather thin, and operation of the three position tone control, which only acts on the pentode output stages, made the response sound woolly and muffled on any position other than full top response. To check this, 25 one third octave bands of filtered white noise were recorded at  $7\frac{1}{2}$  i/s and the sound output measured on playback on each of the two internal speakers. Fig. 4 shows the responses with the tone control set to the full top posi-

Continued on page 381



**SUPER  
SOUND**

**SPECIAL**

**1/2 PRICE  
OFFER**

**ONLY  
3 GNS.**

**AMERICAN HI-FI  
RECORDING TAPES  
(made by C.B.S.)**

5 ins.	600 ft.	Std.	13/-
5 ins.	900 ft.	L.P.	17/6
5 ins.	1200 ft.	D.P.	30/-
5 1/2 ins.	900 ft.	Std.	16/-
5 1/2 ins.	1200 ft.	L.P.	19/6
5 1/2 ins.	1800 ft.	D.P.	35/-
7 ins.	1200 ft.	Std.	21/-
7 ins.	1800 ft.	L.P.	28/-
7 ins.	2400 ft.	D.P.	45/-

With leader and Stop Foil




**GRUNDIG GCM 3  
CONDENSER MICROPHONES**

suitable for all GRUNDIG & TELEFUNKEN  
TAPE RECORDERS ONLY

**CASH WITH ALL ORDERS : BY RETURN : POST FREE : ALL CALLERS WELCOMED**

**K. & K. ELECTRONICS LTD.**  
DEPT. T.R., 25/39 ROMAN ROAD, LONDON, E.2



Turn to precise technical excellence that cannot be bettered. Turn to truly professional performance that you can be proud of. Turn to *Tandberg* for a new way of life in stereo recording. The Tandberg Series 7 stereo tape recorder has three speeds, two heads and two power amplifiers. Two indicators, two monitor speakers, two outputs for additional speakers or hi-fi. Four-track or two-track models. The finest portable tape recorder of its size in the world. Illustrated leaflet and Booklet of Technical Reviews on request.

**TANDBERG SERIES 7 STEREO TAPE RECORDER 93 gns**  
 Model 74 (4 track)—Model 72 (2 track) (Illustrated; plan view of top plate—16½" x 11½")

ELSTONE  
 ELECTRONICS  
 LIMITED

EDWARD STREET  
 TEMPLAR STREET  
 LEEDS 2  
 Tel. Leeds 351111 (7 lines)

# TURN TO Tandberg

## REMOTE CONTROL TAPE DECKS

As a result of the great interest shown in these units at the London Audio Fair, the Planet UI and UI/15 are now available with semi or fully remote control operation.

**Semi Remote Control Deck** : the standard push button assembly is retained but in addition the start/stop function can be applied remotely. Price (standard UI ½-track) £48.

**The Fully Remote Deck** has only one emergency stop button on the deck fascia. The remote panel is attached by a cable giving stop and start, rewind left and rewind right facilities. The buttons on this panel are electrically inter-locked and also a space is left for amplifier switching. Price (standard UI ½-track) £65.

The standard UI and UI/15 decks are being continually praised by experts throughout the world for outstanding quality, reliability and value for money. Send today for independent test reports.

Price UI £39. 10s. 0d., UI/15 £44 10s. 0d.

Available from local Hi-Fi dealers or direct from the manufacturers

TRADE ENQUIRIES INVITED

**PLANET PROJECTS LTD.**

**GOODMAN WORKS, BELVUE ROAD, NORTHOLT, MIDDX.**

## DO YOU SPLICE TAPE?



### HOW TO SPLICE TAPE

★ If you use tape, sooner or later you will need to know how to splice tape—how to repair simple or complicated breaks—how to edit your material—how to cut out words or syllables, etc. All this is described in this well-illustrated booklet, in which stage-by-stage photos and text provide the complete answer to professional tape splicing.

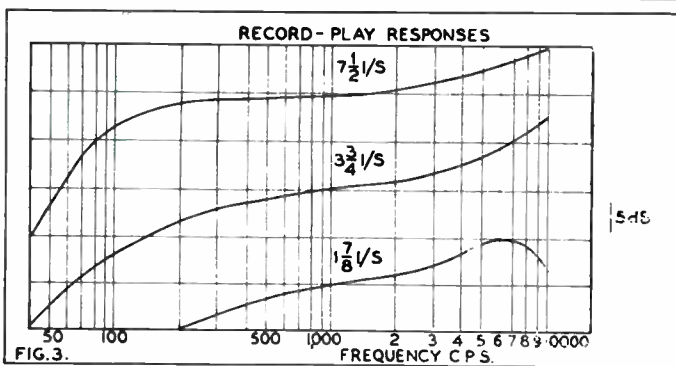
Price 2/6 . . . Postage paid

**THE TAPE RECORDER**

99 Mortimer Street, London, W.1



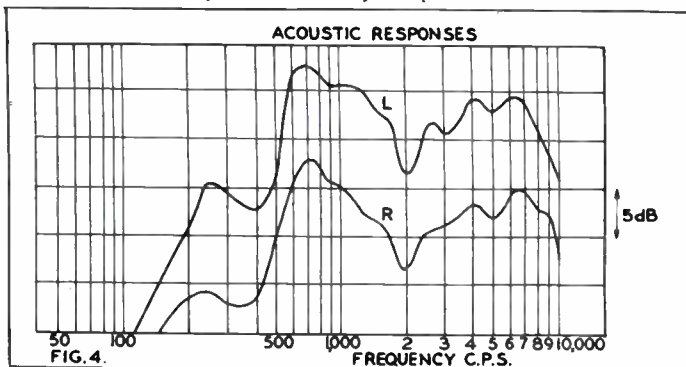
## EQUIPMENT REVIEWED—Continued



tion: at the two lower settings the high frequency response was cut by approximately 10 and 20 dB at 10 Kc/s. The 700 c/s peak is a cabinet resonance, and the 250 c/s peaks are speaker cone resonances which have been pushed up in frequency due to the added stiffness of the air in the compact cabinet.

**Comment** A glance at the inside of this recorder makes it obvious that this machine has been tooled up for very considerable production. The mechanical engineering of the deck and the competent way in which the various sub assemblies have been packed into the very limited space available shows a high degree of mass production know-how, but somewhere along the way the electronics engineer has been squeezed out of contact with his brain child. He probably knows very well that certain things have gone wrong, but is powerless to halt the progress of the juggernaut of mass production.

The service manual, which was sent to me with this machine, reflects this obsession with production. Every component down to the last nut



and bolt is listed and given a part number. No less than 22 circuit diagrams, with coloured lines to trace the signal paths in the various switching configurations, are provided—but the end result, to my way of thinking, is hardly worth the trouble.

To summarize, this is a nice looking, well engineered recorder which will produce a tolerable sound on its own built-in speakers, but its electronic imperfections will show up pretty badly if its outputs are fed to wide range speakers or hi-fi amplifier-speaker combinations.

A. Tutchings

*Now available...*

Semi-permanent binders  
for volume 5 Tape Recorder  
can now be supplied  
from stock

99 MORTIMER ST · LONDON · W.1

## — YOUR TAPE DEALER —

Specialists in Hi-Fi Equipment and Tape Recorders

### CHELSEA RECORD CENTRE

203 KINGS ROAD, S.W.3 FLA 2596

Open till 8 p.m. (except Thursdays)

Disc and Tape Reproducing Equipment and Tape Recorders  
by Leading Manufacturers

Custom Built Installations

All High Fidelity Requirements and Services Available

Estimates Free

Personal Service

### Custom High Fidelity

371 Green Lanes Palmers Green N.13 PALMERS GREEN 5228

# hfi

FOR ALL LEADING  
AUDIO EQUIPMENT

call, write or telephone

hampstead **HIGH-FIDELITY**

91a Heath Street, Hampstead, London N.W.3 Telephone HAMPstead 6377

ENGLAND'S BIGGEST T/R SPECIALISTS

# HOWARD

218 HIGH ST. - BROMLEY - RAV. 4000

# LASKY'S RADIO

ALL LEADING MAKES IN STOCK

Cash or Easy Terms

LONDON'S FINEST SERVICE

207 EDGWARE ROAD, W.2

PAD 3271/2

152-153 FLEET STREET, E.C.4. FLE 2833

33 TOTTENHAM COURT ROAD, W.1. MUS 2605

★ PART EXCHANGES WELCOMED ★

- ★ ALL MAKES Hi-Fi and Tape Recorders supplied
- ★ PART EXCHANGES Terms 12, 18 or 24 months
- ★ SONY Specialists. Full Range Stocked
- ★ GUARANTEED Recorder Repair Service

**MAC'S CAMERA SHOPS LIMITED**

250-252 KING STREET, HAMMERSMITH, LONDON, W.6  
RIV 8581-2 Hours 9-6 Thursday 9-1

## SHEEN TAPE RECORDER CENTRE

SPECIALISTS IN TAPE RECORDERS, ACCESSORIES, HI-FI EQUIPMENT  
YOUR CENTRE FOR FRIENDLY HELP—SALES AND SERVICE

8 STATION PARADE,  
SHEEN LANE, SHEEN,  
LONDON, S.W.14

Showrooms Open until 7 p.m.

PROSPECT 0985

(Opposite Mortlake Station S.R.)

## CROYDON'S TAPE RECORDER CENTRE

All leading makes in stock, Hi-Fi equipment, cabinets, etc.  
Service agents for AKAI Tape Recorders

**SPALDING ELECTRICAL LTD.,**  
352/354, Lower Addiscombe Road,  
CROYDON.

ADDiscombe  
1231/2040

# TAPE RECORDER COVERS




Smart waterproof cover to give complete protection to your tape recorder. Made from rubberised canvas in navy, wine, tan, grey and bottle green with white contrasting pipings, reinforced base, handy zip microphone pocket and name panel.

Philips EL3536	...	70/-	
" EL3515	...	57/6	
" EL3541/15	...	57/6	
" 3541H	...		
" Starmaker	...	66/-	
Cosmor 1602	...	57/6	
" 1601	...	63/-	
" 1605	...	84/-	
Stella ST455	...	63/-	
" ST454	...	57/6	
" ST459	...	84/-	
Saba	...	63/-	
Wyndor Victor	...	60/-	
Elizabethan Princess	...	60/-	
" Escort	...	57/6*	
" Major	...	63/-	
" FT.1	...	66/-	
" FT.3	...	75/-	
" LZ29	...	75/-	
Fi-Cord 1A	...	52/6	
Fidelity Argyle	...	55/-	
Clarion (with strap)	...	52/6	
Brenell Mk. 5	...	77/-	
" 3 star	...	69/-	
Miniwox C	...	61/-	
Robuk RK.3	...	67/6	
Ferroglyph	...	80/-	
Sony 521	...	90/-	
Revox	...	84/-	
Optacord 414	...		
" 412	...		
Grundig TK.1	...	49/6	
" TK.5	...	55/-	
" TK.8	...	63/-	
" TK.14 & 23 & 18...	...	59/6	
" TK.20	...	52/-	
" TK.24	...	55/-	
" TK.25	...	55/-	
" TK.30	...	60/-	
" TK.35	...	63/-	
" TK.40 & 41	...	66/-	
" TK.46	...	82/-	
" TK.55	...	63/-	
" TK.60	...	75/-	
" TK.830/3D	...	63/-	
Cub	...	35/-	
Telefunken 85	...	65/-	
" 75/15 & 76K	...	55/-	
" 95	...	69/6	
Philips 8108	...	57/6	
" 8109	...	63/-	
" 3534	...	87/-	
" 3489	...	79/6	
" EL3538	...	63/-	
" EL3542	...	63/-	

**A. BROWN & SONS LTD.**  
24-28, GEORGE STREET, HULL TEL: 25413, 25412

# Lee Electronics

TAPE RECORDER & HI-FI AUDIO SPECIALISTS



## AT LAST A 4-CHANNEL TRANSISTORISED MICROPHONE MIXER AT A REASONABLE PRICE

Four high impedance inputs, e.g. four mics or two mics, one gram and one radio. Output gain approximately 6dB. Inputs, standard jack sockets. Battery PP3.

Price complete with PP3 circuit diagram, instructions etc

**£3 - 19 - 6**

**TRADE SUPPLIED**

*Details of this, and other offers, available on request.*

400 Edgware Road, Paddington

PAD 5521

# BUY A Bib

## THE PROFESSIONAL TAPE SPLICER



—The most reliable and easy to use.

All metal—beautifully plated—compact in size—mounted on flock covered base. Easily and permanently attached to your tape recorder. Ferroglyph, Vortexion, Reflectograph and Wearite decks already have fixing holes for the Bib splicer.

Clamps hold the magnetic or leader tapes in the precision cut channel—no danger of damaging the edges—most important with 4 track recordings. Right angle and oblique cutting slots are provided to facilitate editing to a syllable.

The Bib tape splicer saves tape and makes editing a fascinating hobby.

More Bib splicers have been sold in recent years than any other make. It is incorporated in the "Scotch" Tape Accessory Kit and is used by recording studios and broadcasting organisations.

**MULTICORE SOLDERS LTD.**

MULTICORE WORKS, HEMEL HEMPSTEAD, HERTFORDSHIRE

CHMS 18

Complete with razor cutter only 18/6



## The Grampian Ribbon Microphone

Exceptionally wide frequency response—virtually level from 40 c/s to 15 Kc/s—combined with excellent transient response, makes this the ideal instrument for the studio and wherever a high standard of fidelity is essential. Two models are available, each in three impedance sensitivities.

**Model GR. 1**, having a semi-cardioid response, gives approximately 10 db suppression to high frequencies at the rear face. It is ideal for overcoming problems of feed-back between microphone and speakers.

**Model GR. 2**, having a bi-directional "figure of eight" sensitivity pattern, discriminates against unwanted side noise both in the vertical and horizontal planes.

Supplied in attractive, padded instrument case, complete with 18 ft. screened lead, swivel holder and connector. **£11.10.0.**

**Grampian**

30 years' experience in the manufacture of high-quality microphones

A full range of accessories is available. Please send for illustrated leaflet. Enquire too for details of the famous Grampian DP4 range of Moving Coil Microphones

**GRAMPIAN REPRODUCERS LTD**

Hanworth Trading Estate, Feltham, Middlesex. FELtham 2637



## MORE READERS PROBLEMS

### Noise on the TK6

Dear Sir, I have just bought a second-hand Grundig TK6 which, being only two months old, is as new. When recording from the microphone the machine seems to pick up electrical and mechanical motor noises. This occurs even when the microphone is at its full extent from the recorder, a distance of about eight feet, but not from the radio lead. When the recording level is above half-way the noise is recorded on to the tape. It is also apparent when the machine is running and the deck is not in operation. Is the machine in need of lubrication?

Yours faithfully, B. W., Larne, County Antrim.

You should certainly not be experiencing motor noise on the Grundig TK14 to the extent you describe if the machine is only two months old. Unfortunately, the microphone used on this model is very sensitive and omni-directional, and thus prone to pick up such unwanted noise. The problem resolves to one of eliminating the source of the trouble.

If, as you say, the noise can still be heard when the motor is running and the deck not operating, the trouble is mechanical, and there are several possibilities. Lubrication should certainly not be needed on a fairly new machine. But if the machine has at any time been dismantled, it may have been re-assembled in such a way as to accentuate motor vibration. Check that the fixing screws of the top plate are correct. The right front one inserts just over a lever and must clear this, and so must be shorter than the others. Try pressing the top plate gently as the motor runs and note if any change in noise is apparent. Check the zeroing wheel of the tape position indicator, which does not have a great deal of clearance through the top-plate and sometimes bears too hard against it, giving rise to ratchet chatter.

Next, look to the side-plates in which the handle locks; these locate in small cut-outs and must sit correctly. Likewise, the cabinet, being a "shell" formation, must be evenly and correctly fitted, or vibration is conveyed to the table via the feet. Check that the feet screws are fully home—these tend to be rather tight in their threads and often give the impression they are fully screwed in when, in fact, they are not. This allows the cabinet to vibrate very slightly. Having checked these points, try mounting the machine on a foam rubber mat, and note if the noise is reduced appreciably.

If not, remove the top-plate (press keys, lift front and swing forward and up) and check that you have not got "belt-slap", especially where the flywheel belt passes over the right-hand clutch lever. Note also the cable harness to the heads, which passes along the rear of the recording channel plate, and which has very little clearance to the flywheel, a slight rub here producing a very elusive "singing" noise. The trouble could also be due to slight misalignment of the flywheel top bearing and the whole sound plate with its three fixing screws may need adjustment.

Finally, check the screening plate over the printed circuit panel, which is secured with long screws and distance pieces. If these are not tight, the distance pieces can set up a rattle, or the plate itself vibrate. I hope the foregoing notes, which embrace the various fault sources I have encountered on this range of machines, apart from actual motor faults, will assist you in tracking down your annoying noise symptoms. As a last resort, you could put an audio shield between the microphone and the machine to reduce direct pick-up of noise. Even a simple bookend helps in this respect.

★ ★ ★

## CRAIGHALL RECORDING STUDIOS

(Geo. Jeffrey Ltd., Edinburgh)

These modern and fully equipped studios offer the following services:

Commercial and Private Recording Sessions.

Hire of Studio for Practice and Rehearsal Work.

Tape to Disc Transfer Service.

Mobile Recording Unit also available.

Send for our Fully Detailed Price List

## GEORGE JEFFREY LTD.

23 Earl Grey Street, Edinburgh 3. Tel.: FOU 8389

(Studios: 68 Craighall Road, Edinburgh 6. Tel.: GRA 3685)

## — YOUR TAPE DEALER — — Country and Provincial —

BOURNEMOUTH

## NATIONAL RADIO SUPPLIES

66 Holdenhurst Road,

Bournemouth

Tape, Hi-Fi & components

Tel. 25232

H. D. KIRK

*Stereolectrics*

LIMITED

Specialists in High Fidelity  
150 HIGHER BRIDGE STREET

Phone: 23093

BOLTON

COVENTRY  
& DISTRICT  
GO-OPERATIVE  
SOCIETY LTD.

HIGH FIDELITY SOUND EQUIPMENT TASTEFULLY  
DISPLAYED FOR YOUR "BROWSE AROUND" ENJOYMENT

All leading makes: Amplifiers, Control Equipment, Loudspeakers, Cabinets, Tuners, Microphones, Tape Recorders and Ancillary Items in stock or quickly obtainable.

Coventry & District Co-operative Society Ltd., High Fidelity Sound Section, Electrical Dept., First Floor, Central Premises, Corporation Street, Coventry Tel. Coventry 24031-10 lines

R.E.S. (COVENTRY) LTD.

## SPECIALISTS IN HIGH FIDELITY and all makes of Tape Recorders

All leading makes of High Fidelity Equipment stocked and demonstrated under ideal conditions. ★ The Best Selection—Terms and After Sales Service in the MIDLANDS.

R.E.S. (Coventry) Ltd. 128 Far Gosford St.

Coventry 28781/2

FARNHAM, SURREY

- ★ Stockists of all the leading makes of High-Fidelity Equipment
- ★ Comparative Demonstrations
- ★ Cabinet Manufacturers and Designers
- ★ Personal service and satisfaction guaranteed
- ★ Specialists in custom-built Hi-Fi Equipment

LLOYD & KEYWORTH LTD, The Record Shop

26/7 Downing Street, Farnham, Surrey. Telephone: Farnham 55,14  
SURREY AND HAMPSHIRE'S HI-FI DEALERS

## TAPE RECORDER CENTRE (HALIFAX)

Stock all the best Tape Recorders; Hi-Fi Equipment;  
Tape; L-P Records, etc.

DEMONSTRATIONS DAILY BY EXPERT STAFF  
2 years FREE SERVICE ON NEW RECORDERS over £35

30 King Cross Street, Halifax.

'phone 66832

LEICESTER

## ALL YOUR HI FI REQUIREMENTS

Speakers by: H.M.V. QUAD LEAK ROGERS  
TANNOY MORDAUNT LOUTHEN J.B.

WHAFFEDALE GOODMANS.

Tape: FERROGRAPH REFLECTOGRAPH GRUNDIG

Record Department: SIMON BRENELL  
ALL LABELS-PARASTAT SERVICE.

LEICESTER CO-OPERATIVE SOCIETY LIMITED, High Street, Leicester.

Tel: 20431

STOCKPORT

## FAIRBOTHAM & CO. LTD.

47 LOWER HILLGATE STOCKPORT 4872  
FERROGRAPH, REVOX, TANDBERG, BRENELL,  
SIMON, TRUVOX, SONY, PHILIPS, MAGNAVOX

All models on comparison demonstration  
Evening demonstrations by appointment

**— YOUR TAPE DEALER —**  
**MANCHESTER**  
**LANCASHIRE HI-FI Limited**  
 and now incorporating  
*The Tape Recorder Specialists*  
**DIXONS ELECTRONIC (Sales and Service)**  
 8 DEANS GATE . . . . . next to Grosvenor Hotel

**TAPE RECORDERS and HI-FI**

*The Largest Electrical Store in the North*



**Fenham Radio**  
 158, NEW BRIDGE STREET,  
 NEWCASTLE UPON TYNE 1  
 Telephone 29866

**WESTWOOD'S** of **OXFORD**

46 GEORGE STREET  
 PHONE. 47783

PETERBOROUGH, NORTHANTS Tel: 5643/5644

**CAMPKINS RECORD SHOP**  
 RECORD TAPE AND HI-FI EQUIPMENT SPECIALISTS

NEW ADDRESS **15 LONG CAUSEWAY** LARGE STOCKS  
 (IN CITY CENTRE)

**HAMILTON ELECTRONICS**  
 HIGH FIDELITY TAPE RECORDERS **35 LONDON ROAD**  
**SOUTHAMPTON**  
 TEL. 28622

18 QUEEN STREET **SALISBURY**  
**J. F. SUTTON**  
 RECORDS — RECORDERS — HI-FI  
 421 SHIRLEY ROAD **SOUTHAMPTON**  
 111 EAST STREET

**Audio Electronics (Midlands) Ltd.**  
 Specialists in Dictation Mcs., Tape Recorders, Inter-Com., Tapes and Accessories  
 Full After Sales Service on all Equipment  
 PHILIPS, GRUNDIG, TRUVOX, UHER, ETC.

**203 STAFFORD STREET WALSALL** Tel. 21086

WORTHING, SUSSEX  
 We stock Hi-Fi Equipment by Leak, Quad, Goodsell, RCA, Acos, Garrard, Collaro, Tannoy, Wharfedale and Goodman and give fully comparative Demonstrations

**BOWER & WILKINS LTD.**  
 1 Becket Bldgs., Littlehampton Road Worthington 5142

**CLASSIFIED ADVERTISEMENTS**

Advertisements for this section must be pre-paid and accompanied by a postal order, money order, or cheque. The rate is 6d. per word with a minimum charge of 7s. 6d. Box numbers may be used for an extra charge of 1s. 6d. The trade rate is 9d. per word, plus 2s. for a box number, conditions on application. Send replies to box numbers, c/o "The Tape Recorder", 99 Mortimer Street, London, W.1.

Advertisements for the November issue must arrive not later than October 4th.

**SITUATIONS VACANT**

**Sales Staff opportunities** occur due to continuing expansion of the Leading Tape Recorder Specialists. Present requirements are confined to London area and will interest applicants with knowledge of Tape Recorders and/or music for Hi-Fi and tape record departments. An outstanding opportunity for the right men who may be experienced or require training, and are prepared to work hard to establish a good career. Apply: Teletape Ltd., 33 Edgware Road, London, W.2. Phone: PAD 1942.

**Junior Salesman aged 17-20** with keen interest and general knowledge of tape recording required for City showrooms of City & Essex Tape Recorder Centres. Excellent prospects for right applicant. Apply in writing stating experience, etc. Mr. Allerhand, 2 Maryland Station, Stratford, E.15.

**FOR SALE**

**Steelman Transitaape** fully portable battery operated 3½ and 1½ i.p.s. complete with mike, extension, reels, leather case, shoulder strap, batteries. Practically unused. Cost £62 offered £17 10s. C. D. Pott, Halfway Green, Walton-on-Thames. Phone: 28800 (day).

**Simon Ministrelle.** Table Portable. Garrard Magazine Loading Deck. Built-in Mic. Bought 18 months. £43. Good condition. £15 o.n.o. Write Box (Middx.) 318.

**Underpillow Speakers.** Listen without disturbing others. 3 in. x 5 in., 15 ohms, £2 11s. 6d. Timer Unit, designed especially for whisper teaching, famous make. 3 on/off periods in 24 hours. 13 amp., 200/240 V., comp. plugs, etc., £6 13s. 3d.—S. P. Ltd., York House, Huddersfield.

**Stereo Reflectograph Tape Deck** with Spectone Stereo Amplifier; Radio Tuner; Mixer; Quality Speaker in Walnut Cabinet, suitable dance halls, clubs, etc. £35. Simon S.P.4. Stereo ad unit, new, shop soiled £8. Carriage extra. R.E.S. (Coventry) Ltd., 13 City Arcade, Coventry. Phone: 28620.

**Reps R10, Brenell Mark IV.** Both perfect as Brand new £45 each, going Stereo, also Jugers amp. pre-amp £14. Phone: Putney 9950 evenings.

**Fi-cord tape recorder, microphone, tapes, spare sets of batteries, and battery charger, all as new and one new Grampian Parabolic Reflector.** Offers for all or part considered. M. B. Everley, 2 Fairfield Road, Uxbridge, Middlesex.

**Truvox R.84 current model, speeds 3½/7½, 4 track, guaranteed unscratched and indistinguishable new.** Little used, genuine reason for sale, complete handbook, mike, tape, all leads as supplied £42. Further details from: J. Corbett, "Midway", Odcombe, Yeovil, Somerset.

**Offers wanted for Simon S.P.5** monaural, less than two months old, alternatively will exchange with cash adjustment for Ferrograph Stereo model, Dealvic Finance Ltd., 4a Strawberry Bank, Blackburn.

**Virtually new Phillips Stellaphone** three speed type ST 455 and accessories. Luckin, 10 Argyll Road, Gloucester.

**Fi-cord 1a.** Charger 2 sets batts. Grampian D.P.4. Desk stand, various leads, line transformer £50 o.n.o. Ward, 84 Sheppard Road, Basingstoke, Hants.

**Owners complete recording equipment** for sale, as follows, T.K. 60 Stereo £75—two Grundig microphones £8. Grundig T.K. 1 portable £12—Cadenza ribbon microphone £6. Approximately 48 Tapes (many pre-recorded stereo) £40. Defluxer, extension microphone leads, earphones and other accs. £5. Actual original cost price of the above nearly £300. Phone: STOnegrove 7632.

**Vortexion WVB mint condition** serviced annually by manufacturers 3½ x 7½ i.p.s., cost £110 offered £80. Phone: HOL 2282 (day).



# FRANCIS OF STREATHAM

Akai M6 1/2 & 1/2 Tr. St. 130 gns.  
 \* Brenell Stereo STB/1 £120  
 \* Brenell Mk. V Model M 88 gns.  
 \* Brenell Mk. V Series 2 69 gns.  
 Cossor 1603 28 gns.  
 Cossor 4 Tr. 1604 2 sp. 39 gns.  
 Cossor 4 Tr. 1605 4 sp. 62 gns.  
 Elizabethan 'Popular' 22 gns.  
 Elizabethan LZ30 32 gns.  
 Elizabethan LZ29 36 gns.  
 Ferguson 3200 26 gns.  
 Ferguson 3202 4 Tr. 2 sp. 33 gns.  
 \* Ferrograph 422 or 424 110 gns.  
 \* Ferrograph Series 5 85 gns.  
 Fidelity Argyl Minor 22 gns.  
 Grundig TK14 35 gns.  
 Grundig TK18 "Magic Ear" 39 gns.  
 Grundig TK23 4 Tr. 45 gns.  
 Grundig TK40 4 Tr. 75 gns.  
 Grundig TK41 2 Tr. 75 gns.  
 \* Grundig TK46 4 Tr. St. 99 gns.  
 Loewe Opta 403 45 gns.  
 Philips 4 Tr. 3541/H 42 gns.  
 Philips 4 Tr. 3549 62 gns.  
 Philips 4 Tr. stereo 3534 92 gns.  
 Philips Starmaker 4 Tr. 27 gns.  
 \* Reflectograph 'A' Tr. 105 gns.  
 Robuk 36 gns.  
 \* Simon SP5 93 gns.  
 Sony Stereo 462 4 Tr. 75 gns.  
 Sony 521 Stereo 89 gns.  
 Stella 458 4 Tr. 39 gns.  
 Stella 459 4 Tr. 62 gns.  
 Stella 456 28 gns.  
 \* Tandberg Series 6 110 gns.  
 \* Tandberg Series 7 93 gns.  
 \* Telefunken 85 de luxe 83 gns.  
 \* Telefunken 95 59 gns.

\* Telefunken 96 4 Tr. 69 gns.  
 \* Telefunken 97 1/2 Tr. Stereo 95 gns.  
 \* Telefunken 98 1/2 Tr. St. 95 gns.  
 Truvox Series 80 2 Tr. 55 gns.  
 Truvox Series 80 4 Tr. 59 gns.  
 Truvox 60 Series 1/2 & 1/4 Tr. 39 gns.  
 \* Vortexion WVA £93.13.0  
 \* Vortexion WVB £110.3.0  
 \* Vortexion C Stereo £148.10.0  
 \* Vortexion CBL Stereo £160.0.0  
 Wyndson Trident 33 gns.

## BATTERY PORTABLES

Cossor 1620 25 gns.  
 Philips Portable 24 gns.  
 Loewe Opta 414 47 gns.  
 (Mains/Battery/Car)  
 \* Butoba 66 gns.  
 Clarion Phonotrix 19 gns.  
 \* Fi-Cord 202 66 gns.  
 Stella 25 gns.  
 Stuzzi Memo-Cord 25 gns.  
 Uher 4000S 93 gns.

\* Microphone extra

Mains Power Packs  
 Philips, Stella or Cossor £5.0.0  
 Grundig 8 gns.  
 Butoba 11 gns.  
 Fi-cord £7.10.0

## TRUVOX DECKS with PRE-AMPS

PD 82—Standard Twin Tr. £42.0.0  
 PD 83—Pro. 2 Tr. £48.10.0  
 PD 84—Stand. 4 Tr. £46.0.0  
 PD 85—Professional 4 Tr. £52.10.0  
 PD 86—Pro. 4 Tr. St. £63.0.0  
 PD 87—Pro. 2 Tr. St. £63.0.0

Tape Decks by Brenell, Wright & Weaire.

Tape to disc and copy service

## LEADING STOCKISTS OF EQUIPMENT FOR TAPE and HI-FI

... and NO EXTRA FOR CREDIT TERMS

- ★ Minimum Deposit
- ★ No Interest or Service Charges on H.P. up to 18 months
- ★ Free Service during Guarantee Period

### MICROPHONES, MIXERS, ETC.

Grampian Reflector £6.0.0  
 Grampian Ribbon £11.10.0  
 Grampian DP.4 Dynamic £8.0.0  
 Lustraphone VR/64 £7.17.6  
 Lustraphone LFV/59 £8.18.6  
 Simon 'Cadenza' Ribbon £10.10.0  
 Reslo Ribbon £10.2.0  
 Reslo Cardioid Dynamic £10.15.6  
 AKG Stereo D.88 £19.19.0  
 AKG D.19C £17.10.0  
 TSL 3 Channel Mixer £2.7.6  
 Grundig Mixer Stereo 18 gns.  
 AKG K 50 Headphones £7.10.0  
 Also in stock microphones by ACOS, FILM INDUSTRIES, TELEFUNKEN, etc.

### ALL WALGAIN PRODUCTS

● STANDS OF ALL TYPES  
 ● TAPES & ACCESSORIES  
 Standard, Long, Double, Triple Play in all sizes by all leading makers.  
 ● DEFLEXERS BY WEARITE, WALGAIN  
 ● Pre-recorded Tapes by Columbia, H.M.V., and all E.M.I. Labels, Saga, Tutor-tape, etc.  
 Bib, Bond and E.M.I. splicers. Matching transformers. Plugs, sockets, etc.  
 Prices subject to alteration as announced by manufacturers.

### HI-FI DEPT.

● STEREO AND MONO AMPLIFIERS—  
 Quad, HMV, Pye, Rogers, Leak, Avey, Armstrong, Tripletone, Scott, B & O Chapman, Eagle  
 ● TUNERS  
 Quad Rogers Pye H.M.V. Leak Avey Armstrong Chapman B. & O. Tripletone  
 ● LOUDSPEAKERS  
 Quad Pye Rogers W.B. Kef Wharfedale Goodmans Tannoy Colrad Lowther Mordaunt Leak Lockwood  
 ● MOTORS, PICKUPS  
 Garrard Tannoy EMI Goldring Lenco Shure Connoisseur Decca Stereo Decca Deram Pickering Philips Ronette Ortofon B & O Acos SME Mk. II Thorens ADC BSR  
 All types of Diamond and Sapphire styli, stereo and mono. Microlifts, Garrard, Goldring and Acos Pressure Couges. Disc Preener. Acos Dust Bug. Cabinets by Record Housing and G.K.D.

169-173 STREATHAM HIGH ROAD, LONDON, S.W. 16

Between St. Leonard's Church and Streatham Station

STReatham 0466/0192

Please note this is our only address

### VERITONE

Exclusive purchase of liquidated stock of the famous Veritone Company including Recorder Type 16. This superb machine has such an impressive specification that you must not miss this opportunity to write for full details or come in and hear it for yourself.

### TAPE ACCESSORIES

Full range of microphones including:—  
 ACOS RESLO  
 LUSTRAPHONE A.K.G.  
 GRAMPIAN TANNAY, etc.  
 Tape Splicers, Splicing Tape  
 Matching units de-fluxers

### TAPE HEAD ASSEMBLIES

Bradmatic, as fitted to COLLARO STUDIO deck (Erase and Record/Playback heads complete on mounting plate) 39/6 each, P & P 1/6.

### TANNOY STUDIO MICROPHONES (Ribbon)

List Price 18 gns. Now only £6/15/0 each. Limited number of these superb microphones available. P & P 4/—.

### TRANSISTORED MIXERS

Limited number of 3-channel mixers (Hi-impedance) 69/6 each, P & P 2/—.

### GRAM-TAPE DECK MOTORS

Special offer of famous manufacturer's motors. 19/6 each, P & P 2/—.

### RECORDERS

\*Brenell Stereo STB. 1 £120  
 Brenell Mk. V Model M 88 gns.  
 \*Brenell Mk. V Series 2 69 gns.  
 Cossor 1604 2 sp. 39 gns.  
 Cossor 1605 4 Tr. 4 sp. 62 gns.  
 Cossor 1603 4 Tr. 28 gns.  
 Elizabethan Popular 22 gns.  
 Elizabethan LZ 32 gns.  
 Elizabethan LZ29 36 gns.  
 \*Ferrograph Series 5 85 gns.  
 \*Ferrograph 422 or 424 110 gns.  
 Philips 4 Tr. 3541 36 gns.  
 Philips 4 Tr. 3549 62 gns.  
 Philips Starmaker 4 Tr. 27 gns.  
 Philips 3535 4 Tr. St. 92 gns.  
 Stella 4 Tr. 459 62 gns.  
 Stella 456 28 gns.  
 \*Tandberg Series 6 110 gns.  
 Tandberg Series 7 93 gns.  
 Truvox 60 2 or 4 Tr. 39 gns.  
 Truvox Series 80 2 Tr. 55 gns.  
 Truvox Series 80 4 Tr. 59 gns.  
 \*Vortexion WVA £93.13.0  
 \*Vortexion WVB £110.3.0  
 \*Vortexion C Stereo £148.10.0  
 \*Vortexion CBL Stereo £160.0.0

Demonstration rooms are available to both Audio Club members and general public. Part exchange and H.P. terms are available. Export orders are tax free and special quotations can be given.

### RECORDERS

Brenell Mark V Series 2 Recorder 72 9 0  
 Brenell Mark V, deck 29 8 0  
 Brenell Mark V Series 2, deck 32 11 0  
 Brenell Mark V Series 2 Amp 26 0 0  
 Brenell STBI Stereo Recorder 120 0 0  
 Ferrograph Series 420 115 10 0  
 Ferrograph 5 A/N 89 5 0  
 Fi-Cord 101 with dynamic mike 61 19 0  
 Tandberg Ser. 6-4 Stereo tape deck 115 10 0  
 Tandberg 7A Stereo Recorder 97 13 0  
 Truvox Tape unit PD84 4 crack 46 0 0  
 Truvox PD86/87 Stereo deck 63 0 0  
 Truvox Tape recorder R84 61 19 0  
 Vortexion WVA 93 13 0  
 Wearite 4A deck (others available) 42 0 0

### TAPE OPPORTUNITY

Brand new nationally famous brands offered at prices to save you £ £ £ £ £.  
 Write for details ...

### MASTER LINK

Time tested and proved the Master Link III is produced especially for enthusiasts whose needs call for a Tape Pre Amp of exceptional performance and reliability.

### MASTER-MIXER

The Master-Mixer provides for four inputs at Hi-impedance. Frequency response is 15 c/s to 100 Kc/s x 1 dB. Conversion to any or all inputs to 600 ohms or 30/50 ohms impedance. Size: 15 1/2" x 4" x 9". Cut-out required 14 1/2" x 3 1/2". Price: TWENTY-ONE GUINEAS. Low impedance £3 10 0 per channel extra.

To Tele-Radio (1943) Limited,  
 189 Edgware Road, W.2

Please send me the following equipment.....

Please answer the following Audio Questions:—.....

To Audio Club,  
 Tele-Radio (1943) Ltd.,  
 189 Edgware Road, W.2

Please enrol me as a member of Audio Club. I enclose £1 membership fee for 12 months. Please send me free copy of Hi-Fi Year Book, Free Gift Voucher (worth 21/-) details of the Bonus Scheme and news about special deals.

Name .....

Address .....

TI

**TELE-RADIO (1943) LTD.**  
**189 EDGWARE ROAD, W.2**  
 Telephone PADdington 4455

CLASSIFIED ADVERTISEMENTS

TRADE

American Pre-Recorded Stereophonic. 4-Track Tapes supplied. Send 4s. 6d. for current catalogue, all makes. American Tapes, 11 South Leinster Street, Dublin 2, Ireland.

Ferroglyph 5A/N, 422 and 424, Revox F36, etc., always in stock. City and Essex Tape Recorder Centres (see page 376).

Tape and gram equipment repairs/mods.—Harding Electronics, 120A Mora Road, Cricklewood, N.W.2.

Recorder need Repairing? Then let City and Essex Tape Recorder Centres do it for you expertly and economically (see page 376).

Cinesmith Depolariser demagnetizes your record/playback heads in situ. Use occasionally for better recordings without hiss and with background silent as the grave no matter how often played. From your dealer or Cinesmith Products, Regent Street, Barnsley, £2 5s. Write for leaflet.

Pre-recorded tapes. Unique complete catalogue listing all makes, mono, stereo. 7½ and 3½ i/s including World Record Club tapes. Call for free copy or send 1s. mailing fee. Dept. T.R.3 Teletape Ltd., 33 Edgware Road, W.2. Phone PAD 1942.

A Unique Buy! Recording tape top brand, 5½ in. 1200 ft. 19s. 6d.; 7 in. 2400 ft. D.P. 28s. 6d. P. and P. 1s. 6d. per spool. Bargains in all sizes. S.A.E. for list. E. C. Kingsley & Co., 132 Tottenham Court Road, London, W.1. Phone: EUSton 6500.

Tapes post free. High quality with leader and trailer at low price. Long play (P.V.C.), 4 in. 450 ft. 8s. 6d.; 5 in. 900 ft. 12s. 6d.; 5½ in. 1200 ft. 16s.; 7 in. 1800 ft. 22s. 6d. Double play (Polyester), 3 in. 400 ft. 20s.; 5½ in. 1800 ft. 28s.; 7 in. 2400 ft. 20s.; 5½ in. 1800 ft. 28s.; 7 in. 2400 ft. 36s. Discount on four or more, refund guarantee. M. S. Recording tapes (Dept. T.R.), 7 Moorside Road, Tottington, Bury, Lancashire.

American Pre-Recorded Stereophonic 4-track tapes supplied. Send 4s. 6d. for current catalogue, all makes. American Tapes, 11 South Leinster Street, Dublin 2, Ireland.

Recording tape, top quality, brand new, boxed. 5½ in. 1200 ft. 19s. 6d.; 5½ in. 1800 ft. 30s.; 7 in. 1200 ft. 19s. 6d.; 7 in. 1800 ft. 22s. 6d.; 7 in. 2400 ft. 39s. 6d. P & P 1s. Fenham Radio, 158 New Bridge Street, Newcastle-upon-Tyne, 1.

If quality matters consult Audio Supply Association for better terms. 60 page photographically illustrated Hi-Fi catalogue 4s. 6d. Part exchange, servicing. Your precious tapes transferred to unbreakable LP-s by specialists. Specify requirements; 10 Clifford Street, London. W 1.

LP tape 30s. 7 in. reel. Send for price list and free home trial offer. S.A.E. to: Charles Platt, 8 Sollershott West, Letchworth, Herts.

WANTED

Good Cash prices for tape recorders. Phone: Maryland 5879 (see page 376).

Highest cash prices offered for good quality Tape Recorders and Hi-Fi. See our ad. page 374 this issue. R.E.W., 266 Upper Tooting Road, London, S.W.17.

Bradmatic Tape Deck—Model 5DF: or deck of similar specifications. Phone: Bristol 682778. Box No. (Bristol): 352

Lee Electronics, The Tape Recorder and Hi-Fi Specialists wish to purchase good quality Tape and Hi-Fi Equipment for cash. 400 Edgware Road, W.2. Phone: PADdington 5521.

EDUCATIONAL

"Sleep Learning"—the book essential for all go-ahead people. Send 6s. 6d. to York House, Dept. A, Huddersfield.

TAPE EXCHANGES

Autumn ... a cosy fire ... and Armchair Travel with Worldwide Tape-talk! S.A.E. for particulars: WWT(1), 35 The Gardens, Harrow, Middlesex.

Published by Mills Henslow Publications Ltd 99 Mortimer Street London, W.1. and printed for them by Portia Press Ltd., London.

— TAPE TO DISC SERVICES —

The following are members of the Association of Professional Recording Studios who can be relied on to give satisfaction

**MJB RECORDING & TRANSCRIPTION SERVICE**

specialise in the production of microgroove records from Professional and Amateur recordings (Acetate copies: Mono and Stereo pressings). Extended playing times achieved by controlled cutting techniques. Studio, Mobile, "Off the Air" and all recording services. Detailed booklet available.

7 HIGH STREET, MAIDENHEAD (Tel: 25630)

**TAPE RECORDERS - AUDIO EQUIPMENT - DISC CUTTING STD & LP FROM TAPE - STUDIO FACILITIES - HIRE SERVICE - SALES - EXCHANGES**

**MAGNEGRAPH**

1 Hanway Place, London, W.1.

Tel: LAN 2156

STUDIO FACILITIES

New intimate recording studio, 15 minutes west end. All facilities. Same Day disc service. Refreshment Bar. Easy free parking. Dubreq Studios. 15 Cricklewood Broadway, London, N.W.2. Phone: Gladstone 0047.

Tape to Disc service, editing, and dubbing, all speeds. Studio available for musical groups. Outside recordings our speciality. Ilford Sound Recording Service, 63 Aintree Crescent, Barkingside, Ilford, Essex. Phone: CRE 8947 and GRA 5107. S.A.E. for list.

Rapid Recording Service, 78s and L.P.s. from your own tapes. (48-hour service) Master Discs and pressings. Recording studio. Mobile recording van. Manufacturers of the Sleep-o-matic Unit. Foreign language courses available for sleep-learning. Brochures and price lists on request from: Dept. T.R.21 Bishops Close, London, E.17.

Tape to Disc Recordings. Finest professional quality, 10 in. L.P. 35s. (32 min.); 12 in. L.P. 40s. (45 min.); 7 in. E.P. 17s. 6d. 48-hour Postal Service. S.a.e. for leaflet to: Deroy Sound Service, 52 Hest Bank Lane, Hest Bank, Lancaster.

**ADVERTISERS' INDEX**

	Page
A. Brown & Sons Ltd. ....	382
A. C. Farnell—Irish Tape ....	379
B.A.S.F. Chemicals Ltd. ....	388
Bosch Ltd. ....	368
Brenell Engineering Co. Ltd. ....	372
City & Essex Tape Recorder Centres ....	376
De Villiers (Electronic World) Ltd. ....	370
Educational Recordings Ltd. ....	377
E.M.I. Tape Ltd. ....	350
Fi-Cord International ....	362
Francis of Streatham ....	385
G. Jeffreys Ltd. ....	383
Grundig (G.B.) Ltd. ....	352
Heathkit ....	348
Howard Tape Recorder ....	349
J. J. Francis (Wood Green) Ltd. ....	378
K & K Electronics Ltd. ....	379
Lee Electronics ....	392
Multicore Solders Ltd. ....	382
N. Walker ....	355
Nusound Recording Co. ....	381
Philips Electrical Ltd. ....	346, 358
Planet Projects Ltd. ....	380
Recorder Co. ....	387
Reps Tape Recorders Ltd. ....	387
R. E. W. Fairfield Ltd. ....	374
Scotch Magnetic Tape ....	354
Tape Recorder Centre ....	376
Teleradio (1943) Ltd. ....	385
The Ferroglyph Company Ltd. ....	374
Truvox Ltd. ....	347
Wharfedale Wireless Works Ltd. ....	370



# Two Years Guarantee

NOT MASS PRODUCED BUT VIRTUALLY HAND-MADE FOR RELIABILITY AND CONSISTENTLY HIGH STANDARD OF PERFORMANCE

**R10 SPECIFICATION: 2 or 4 track version. 10 watts push/pull output.**

Record Replay Responses—

7½ ips. 40-16,000 C.P.S. } ± 3 dBs.  
 3¾ ips. 40-10,000 C.P.S. } At optimum  
 1½ ips. 50- 6,000 C.P.S. } bias setting.

Signal/Noise ratio—

half track 50 dBs at 3¾ ips.  
 quarter track 45 dBs at 3¾ ips.

Modified Collaro Studio Deck. Microphone and Radio/Gram inputs each with separate gain controls for mixing. Separate bass and treble controls. ± 12 dBs at 50 cycles and 12 k/cs. Adjustable monitor volume control independent of record level. Peak signal lever meter 2½ in. square. Bogen heads. Record safety device. 600 ohms Cathode follower output. Two per cent total harmonic distortion on peaks. 200/250 volts 50 cycles or 100/120 volts 60 cycles. Valve line up: 3 EF86, 2 ECC83, 1 ECC82, 2 ECL86. Metal rectifier, contact cooled.

Prices: 2 Track 7" spools ... .. 59 gns.  
 4 Track 7" spools ... .. 69 gns.



Fully illustrated literature available on request to—  
**REPS (TAPE RECORDERS) LTD.**  
 118 Park Road North, South Acton,  
 London, W.3 Phone: Acorn 4141

## THE RECORDER CO.

for best machines on advantageous terms

	Deposit	12 Monthly	Cash		Deposit	12 Monthly	Cash
	£ s. d.	Payments	Price		£ s. d.	Payments	Price
		£ s. d.	Gns.			£ s. d.	Gns.
<b>4-TRACK STEREO/MONAUROAL</b>							
Akai M6	13 13 0	10 4 9	130	Grundig TK40	8 0 0	5 17 11	75
Ferrograph 424	11 12 0	8 13 2	110	Reps R10	7 5 0	5 8 8	69
Grundig TK46	10 12 0	7 15 7	99	International	7 5 0	5 8 8	69
Telefunken 97	10 0 0	7 9 7	95	Philips EL3549	6 12 0	4 17 6	62
Sony 464 CS	10 0 0	7 7 10	94	Truvox R84	6 4 0	4 12 11	59
Siemens Mod. 12	9 16 0	7 9 5	93	Grundig TK23	4 15 0	3 10 10	45
Philips EL3534	9 16 0	7 4 8	92	Philips EL3541/H	4 12 0	3 5 10	42
<b>2-TRACK STEREO/MONAUROAL</b>							
Brenell 5TB 1	12 0 0	9 0 0	£120	Truvox R64	4 2 0	3 1 5	39
Ferrograph 422	11 12 0	8 13 2	110	Elizabethan LZ29	4 0 0	2 19 10	38
Telefunken 98	10 0 0	7 9 7	95	Philips EL3541	3 15 8	2 16 9	36
<b>MAINS TWIN-TRACK</b>							
Brenell 5 Type "M"	9 5 0	6 18 7	88	Ferguson 3202	3 10 0	2 11 11	33
Ferrograph 5A/N	8 19 0	6 13 10	85	Philips "Star Maker"	2 16 9	2 2 7	27
Telefunken 85	8 15 0	6 10 8	83	<b>BATTERY</b>			
Grundig TK41	8 0 0	5 17 11	75	Uher 40005	9 16 0	7 6 5	93
Brenell 5/2 (Meter)	7 15 6	5 16 7	74	Ficord 202	7 0 0	5 3 10	66
Brenell 5/2	7 5 0	5 8 8	69	Butoba MT5	7 0 0	5 3 10	66
Reps R10	6 4 0	4 12 11	59	Scuzzi Magnette	6 4 0	4 12 11	59
Telefunken 95	6 4 0	4 12 11	59	Optacord 414 Bat./Mains	4 19 0	3 14 0	47
Truvox R82	5 15 6	4 6 8	55	Scella ST470	2 15 0	1 19 2	25
Grundig TK18	4 2 0	3 1 5	39	Philips EL3585	2 10 5	1 17 10	24
Truvox R62	4 2 0	3 1 5	39	<b>TRUVOX HI-FI TAPE UNITS</b>			
Grundig TK14	3 13 6	2 15 2	35	<b>TWIN-TRACK</b>	£ s. d.	£	
Wyndors Trident	3 10 0	2 11 11	33	PD.82 Standard	4 4 0	3 3 0	42
Elizabethan LZ30	3 7 3	2 10 5	32	PD.87 Stereo	6 6 0	4 14 6	63
Ferguson 3200	2 16 6	2 0 10	26	<b>FOUR-TRACK</b>			
				PD.84 Standard	4 12 0	3 9 0	46
				PD.86 Stereo	6 6 0	4 14 6	63

H.P. also over 18 and 24 months

Open Saturday until 6.0 p.m.— Friday 6.30 p.m.

If unable to call, write for free brochure or send deposit now for quick delivery.

**INTEREST FREE TERMS**

Agents for FERROGRAPH, VORTEXION, REFLECTOGRAPH, SONY, GOODMAN'S, ETC.

SIEMENS  
STEREO  
Model 12

Price 93 Gns.



3 speeds, 4 tracks • 3 separate Record/Playback/Erase heads • 2 Recording Level VU meters • 2 Loudspeakers • Sound-on-sound recording • Separate Bass and Treble Tone controls • Signal to noise ratio 55 dB • Complete with Remote Control Microphone.  
 Deposit £9 16. 0. Balance under interest-free H.P. Terms—12 monthly instalments of £7 6. 5.

We will be pleased to demonstrate this fine model or send full details.

## THE RECORDER CO.

(Dept. R) 188, WEST END LANE  
 WEST HAMPSTEAD, LONDON, N.W.6.

Telephone: SW1 4977

Nearest Station: West Hampstead, Bakerloo Line

**FREE DELIVERY · PART EXCHANGE**



## WORLD WIDE DEMAND FOR BASF LIBRARY BOXES BRINGS PRICES DOWN!

NOW, BASF are able to offer price reductions on single tape Library Boxes with precision magnetic recording tape, and to introduce six new Double Play Tape Library Boxes at attractive prices.

### TAPES FREE FROM DUST AND DAMAGE!

You're sure to want to keep most of your unique recordings, so buy your tapes in BASF LIBRARY BOXES to ensure their safety from dust and damage. The boxes are made from hardwearing Polystyrol and hold the tapes in swivel-open cassettes for ready reference.

Store, tabulate and protect your recordings in these most practical LIBRARY BOXES made by BASF. And, to help with your collection, ask your dealer for the *BASF Library Index*, FREE.

**BASF Single Tape Library Boxes for long play tapes NOW cost:**  
5" 31/- (4/- reduction) 5½" 38/6 (5/3 reduction) 7" 55/- (7/6 reduction)

**and introducing NEW DOUBLE PLAY TAPE LIBRARY BOXES:**  
Single Tape 5" 45/- 5½" 58/6 7" 82/6      Three Tapes 5" 126/- 5½" 165/- 7" 232/6



—SYMBOL OF  
AUTHENTIC SOUND

BASF CHEMICALS LIMITED, 5a GILLESPIE ROAD, LONDON, N.5. Tel: CANonbury 2011