


the TAPE RECORDER

PRICE 1/6

FEBRUARY 1960




Vol. 2 No. 1



IN THIS NUMBER

- Field Trial of the Steelman "Transitape" battery-operated portable
- Recording railway sound effects
- A Beginner's Recorder to build in easy stages—Part 6
- The Recorded Production was by . . . You
- Tape Recorder Workbench
- Details of New Products
- Club Notes and News
- Readers' Problems

AN ANNOUNCEMENT OF IMPORTANCE TO ALL TAPE RECORDER USERS



Now available:
the complete range of
professional-quality

audiotape

TRADE MARK

...on the sensational C-SLOT REEL!

AUDIOTAPE, manufactured in the U.S.A. by Audio Devices, Inc., is known the world over for its flawless perfection of sound reproduction throughout the entire audio range, and its *consistent, uniform quality* from reel to reel and from one type to another. Available in eight different types, with a base material and reel footage to meet every recording requirement, AUDIOTAPE has only *one* standard of quality—the finest obtainable. This sterling performance reflects Audio Devices' more than 10 years of experience in magnetic tape manufacture, and more than two decades of practical experience in the sound recording art.

All 5" and 7" reels of AUDIOTAPE are supplied on the exclusive C-Slot Reel—the fastest-threading tape reel ever developed. The tape end, dropped into a slot in the hub, anchors itself automatically at the first turn of the reel. AUDIOTAPE is also available on the popular-size 3, 3½, 4" and 5½" reels. For the truest sound that your recording equipment can produce try AUDIOTAPE. *It speaks for itself!*

AUDIO DEVICES Inc., New York, N.Y.
Concessionaires to the United Kingdom and Eire

LEE PRODUCTS (G.B.) LIMITED

"Elpico House" • Longford Street • London • N.W.1.
Telephone: EUSton 5754 (all lines). Telegrams: Leprod, London.



The man who knows what's inside says—

You get more out of **TELEFUNKEN**



TELEFUNKEN Magnetophon 75K-15

TWO TAPE SPEEDS 3½ ips and 1½ ips
FREQUENCY RANGE 60-16,000 cps at 3½ ips and
 60-9,000 cps at 1½ ips
PLAYING TIME 6 hours 20 minutes (5½" DP tape at slow speed).

Press button controls. Extra-sensitive braking and tape tension control system. Recording head with ultra-fine gap. Indirect fly-wheel drive. Fast rewind, quick stop button. Digital counter. Automatic tape-end stop. Connections for earphones, remote stop/start control and extension speaker. In attractive lightweight Styron Case.

52 gns (excl. microphone)

TELEFUNKEN Magnetophon 76K

Four-track selection gives playing time of 12 hours 40 minutes from one 5½" DP Tape. Two speeds and frequency response of 30-16,000 cps at 3½ ips and 30-9,000 cps at 1½ ips. Transistorised pre-amplifier stage. DC heating of valves. Simultaneous playback of two tracks.



64 gns (excl. microphone)

TELEFUNKEN Magnetophon 85KL

Six watts push/pull power stage, two matched oval speakers with cut-out switch, volume control, and separate bass and treble tone controls. Monitoring through loudspeakers or earphones while recording. Straight through amplifier facilities. Magic eye level control. External speaker connection. Continuously variable trick control can be fitted. In luxury case.

79 gns (excl. microphone)

A full selection of Telefunken Accessories. Microphones and Tapes are available. Ask for free brochure.

TELEFUNKEN

The originators of Tape Recording

SEND COUPON for details of the complete range to

WELMEC CORPORATION LIMITED

147/148 Strand, London, W.C.2.

NAME.....

ADDRESS.....

TDR

The 'Masters' of your are made on

Amid the wealth of skill that goes into modern LP recordings is one vital factor—Emitape! For today the great majority of original 'master' recordings are made on Emitape magnetic recording tape . . . Emitape is used because it offers the highest possible standards in recording quality, consistency and durability. Emitape is chosen by world-famous recording companies—like 'H.M.V.', Capitol, Columbia, Parlophone—for recording the greatest artistes of our time . . . It is also the choice of the B.B.C. and I.T.V. for recording every kind of programme every day and of the research worker for countless applications in industry and science. And, of course, Emitape is made by E.M.I.—leaders in sound recording for over 60 years . . . Here then is good reason for *you* to choose Emitape for your own tape recordings. With Emitape you can always be sure of the finest possible recording quality—remember, the Emitape you buy is the same .0015" PVC base Emitape used by professionals the world over.



E.M.I. SALES & SERVICE LTD (RECORDING MATERIALS

favourite LP records

Emitape

*—that's why leading tape recorder makers
recommend it . . .*



MODEL 161—Price 49 gns

SPECTO

SPECTONE 161 TAPE RECORDER


Three speeds: $3\frac{1}{2}$, $7\frac{1}{2}$ and 15 ips. Built-in facilities for (i) mixing all inputs, and (ii) superimposing on previous recordings. Latest type recording level indicator. Two sets of recording, playback and erase heads enables continuous operation of both tracks without changing over spools. Plug-in for additional amplifiers and speakers.

Simple operation of controls:

- (i) mains on/off/tone control
- (ii) microphone/playback volume
- (iii) radio/gram volume

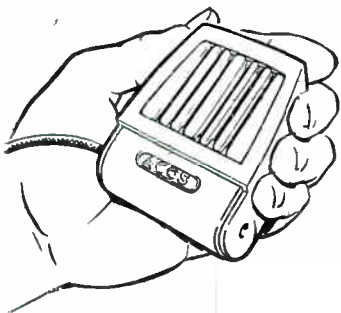
Conforms to C.C.I.R. specifications. Provision for 7" spool. Completely self-contained with compartment for microphone and mains lead. Storage space for three 7" spools while two may be safely carried on the deck itself (as illustrated). Modern cabinet fitted with locks and keys. Finished in cerise and Windsor beige leathercloth.

SPECTO LTD · VALE ROAD · WINDSOR



DIVISION) HAYES · MIDDLESEX · Tel: SOUTHall 2468

acos



FOR MIKES

MIC 40

The Acos MIC 40, for instance, is a neat, fold-away microphone, that either fits snugly into the hand, or stands on its own. One of the smallest microphones in the country, in attractive dual colours, the MIC 40 is standard equipment with many well-known tape recorders. It is also available separately from most good dealers. The price is moderate, and the sensitivity and sound reproduction are remarkably good. Acos also make several other, equally successful microphones in different price ranges.

COSMOCORD LTD WALTHAM CROSS HERTS • TEL: WALTHAM CROSS 25206 (London subscribers please dial WS 25206)

SEE

THE RANGE OF THE TAPE RECORDER CENTRE



The most comprehensive range of Tape Recorders and all Hi-Fi Equipment. Hundreds of makes and models from all parts of the world. See them (and hear them) at the Tape Recorder Showroom. Study them in the unique **FREE Tape Recorder Centre Catalogue—72 pages, fully illustrated, the most detailed publication of its kind in the country.**

ALL ORDERS OVER £30 ON NO-INTEREST TERMS

Tape Recorders
Grundig
Elizabethan
Ferrograph
Vortexion
Walter
Brenell
Reflectograph
Simon
Tandberg
Harting
Telefunken
Philips
Spectone
Verdik
Veritone
Stuzzi-Magnette
Ficord
Truvox
Baird
Magnafon
Kurland

Reps
Revox
Wyndson
Regentone
Perth-Saja
Elektron
Minivox

Hi-Fi Equipment
Microphones,
Speakers, etc.

Leak
Quad
Rogers
Armstrong
Dulci
Jason
Pamphonic
Avantic
W. B. Stentorian
Pilot
Collaro

Elpico
Decca
Pye
Philips
Wright & Weaire
G.E.C.
Dynatron
Goodmans
C.Q.
Wharfedale
Elac
B.J.
Garrard
Connoisseur
Goldring
T.S.L.
Stirling Tuners
Acos
Lustraphone
Elpico-Geloso
Simon-Cadenza

Reslo
Record Housing
Linear
Tannoy
Ortofon
R.C.A.
Lowther
Film Industries
Audiomaster

Tape
Emitape
Scotch Boy
BASF
Grundig
Telefunken
Agfa
Elpico
Soundrite
Gevaert
Philips

All Accessories, Tapes, etc., by return of post. All makes in stock.

For free catalogue send this coupon to:

The Tape Recorder Centre Ltd..

Dept. R, 75 Grand Parade,
Harringay, London, N.4.

NAME

ADDRESS

BLOCK LETTERS PLEASE

Choose with confidence from the leading specialists in the country:

THE TAPE RECORDER CENTRE

The Tape Recorder Centre Ltd., 75 Grand Parade, Green Lanes, Harringay, London, N.4. STAmford Hill 1146

Two Years Guarantee

Not mass produced but virtually handmade for reliability and consistently high standard of performance.

MODEL R 30/R 40

1. $1\frac{7}{8}$ " ips can be fitted for an extra 3 gns.
2. Superimposing fitted as standard.
3. Mixing facilities.
4. Provision is made for the addition of a STEREO HEAD.

TECHNICAL SPECIFICATION

The R.40.

$1\frac{7}{8}$ ips 70—4,500 \pm 3dbs.

$3\frac{3}{4}$ ips 60—8,000 \pm 3dbs.

$7\frac{1}{2}$ ips 50—15,000 \pm 3dbs.

15 ips 40—20,000 \pm 3dbs.

(signal noise ratio at $7\frac{1}{2}$ ips—47dbs.)

Separate record amplifier.


Push-pull bias erase oscillator for low tape hiss.

Separate bass and treble controls \pm 15 dbs at 14 kc/s—15dbs at 40 c/s'

Supplied complete with Acos 39/1 microphone, Radio Record lead and 1,200' P.V.C. Tape.

FURTHER FACTS

It is not generally known that the Tape Deck mechanism is virtually re-built in the REPS machines. It is standard procedure to remove all rubber wheels—i.e., re-wind, idle and pinch—and re-grind them to a closer tolerance. Also the Capstan is skimmed to less than \pm 0.0001". This has resulted in a very low "wow" factor, especially at $3\frac{3}{4}$ ips which has led to the logical introduction of $1\frac{7}{8}$ ips in place of the 15 ips. The principal cause of "flutter" is due to



MODELS

R20 62 GNS. with magic eye record indicator
 R30 66 GNS. with meter record level indicator
 R40 70 GNS. as R30 but with push/pull sound output.

the eccentricity of the three-step pulleys which control the tape speed. This eccentricity occurs when the pulley is locked to the motor shaft and is due to the off-setting action of the fixing screws. This difficulty has been overcome by manufacturing pulleys over-size and machining to the correct diameter when fitted to the motor shaft. By this method a total variation of less than 0.0001" has been achieved at $1\frac{7}{8}$ ips. Initial measurement indicate total "flutter" content at $1\frac{7}{8}$ ips to be of a lower order than previously associated with $3\frac{3}{4}$ ips.

Fully illustrated literature available on request to—

REPS (TAPE RECORDERS) LTD.

118 Park Road North, South Acton, London, W.3.

Phone: Acorn 4141

Please send me without obligation full details of your range of Tape Recorders. I am particularly interested in Model R.....

Mr.....

the TAPE RECORDER

Editor - - - - - MILES HENSLOW
 Technical Editor - - - - - John Borwick
 Assistant Editor - - - - - Julian Berrisford
 Editorial Offices - - - - 99 Mortimer Street, London, W.1
 Telephone - - - - - MUSEum 3967 to 3969

★

EDITORIAL

WITH this February number, we open our second volume; and never, it seems, has a year passed so quickly as the last one. In terms of a year of 12 magazine numbers, this is understandable, particularly when they are the first twelve numbers; because however clearly one might define an Editorial Policy, as a broad forecast, only a magician could tell which way the barometric needle of reader approval—or disapproval—would point from month to month. And so, as may be well imagined, ever since the first letter from readers reached this office last February, we have been more than pre-occupied with the ever-changing question—*where are we going?*

In broad terms, of course, the initial policy of the paper has not changed, because it is a very simple one (as stated)—to make *The Tape Recorder* the most interesting and reliable and informative journal of its kind in the world. Those, we know, are ambitious words; and when they are written sincerely they take a lot of living up to. We hope that we have succeeded in coming somewhere near to the spirit of them so far: we repeat our intention to try to justify them in still greater degree in the twelve numbers of this second volume.

In our view these same twelve months are going to make up a very important year for tape: possibly even more for tape as a musical medium than for the tape recorder as a device. There is little doubt in our minds that the tape recorder owner will soon be offered tape records as an alternative to discs. This is an inevitable development—if for no other reason, because the number of domestic recorders in daily use already offer a large and growing commercial opening; but we prefer to think that the move—when it comes—will be the first of a series of logical steps in the direction of a new form of home entertainment.

For sixty years and more the gramophone has been the “magic box”. As a reproducer of recorded sound it will, at its best, take a lot of beating; but the gramophone is only a sound reproducer. The new “magic box” is the magnetic recorder; and in its various developments (many of them probably still to be thought of) it has a potential future far greater than the gramophone. It records *and* reproduces. It is not merely the novelty of home recording that is behind the spectacular popularity of tape recorders. It is because the time is ripe for them. It is, perhaps, even the swing of the pendulum. For countless years—before the advent of the gramophone—entertainment was a form of expression. It was *created* in the home. Now, after years of canned music, the tape recorder offers its owner the additional and far-to-long-dormant means of expression. It is a very big and deep-rooted urge: and the tape recorder is a new medium for its revival.

It is therefore only a matter of time before the new “magic box” is duly acknowledged—and properly catered for, to enable it to perform its dual purpose. And, we repeat, the day cannot be far off.

FEBRUARY - - - - - 1960
 VOL. 2 - - - - - NO. 1

CONTENTS

	Page
Easy-to-make Tape Books	
By P. A. Trewartha	11
Here, There and Everywhere	12
Club Notes and News	14
Building a Library of Sound Effects	
(4) Railway Sounds	
By B. R. Read	19
Beginners' Recorder to Build in Easy Stages	
(6) HF Bias	
By A. Tutchings	23
“New Music” Competition—Results	25
Field Trials of Battery Portables	
(4) The Steelman “Transitape”	
By John Borwick	26
The Recorded Production was by . . . You.	
(1) Finding a play and choosing a cast	
By Stephen Grenfell	29
Readers' Problems	33
Reviewing Tape Recorders	
(2) Frequency standards	
By James Moir	35
Tape Recorder Workbench	
(9) Routine Maintenance	
By A. Bartlett Still	39
Details of New Products	41
Our Readers Write	43
Classified Advertisements	49
Advertisers' Index	50

COVER PICTURE

THE recent Boat Show at Earls Court, London, was the setting for our cover picture this month. One of the most popular of our newly introduced features is the monthly “Field Trial” report on the new battery portables. These recorders are used in turn by various contributors and staff members, and thoroughly tried and tested in the kind of usage they are likely to receive when sold. Here, Jean Clark, a “Tape Recorder” news editor, interviews a Royal Naval diver with the new Steelman.

NEXT MONTH

A. TUTCHINGS concludes his present series of articles on simple transistor circuitry for a *Beginners' Recorder to Build in Easy Stages* next month, and gives some general hints on using the electronics with a deck. He has also promised to cover points raised by readers, and suggest modifications for other applications. The first in a new series on practical nature recording is also scheduled. The author is E. D. H. Johnson, who has accompanied the well-known photographer Eric Hosking on numerous expeditions, and begins by giving constructional details on building a parabolic reflector. All our regular features will be included, plus a further *Field Trial* of one of the miniature battery portable recorders, so order your copy now.



THE TAPE RECORDER FOR MARCH — ON SALE FEBRUARY 26

SUBSCRIPTION RATES

The subscription rate to *The Tape Recorder* is 21/- per annum (U.S.A. \$3.00) from The Tape Recorder, 99 Mortimer Street, London, W.1. Subscription + Index, 24/- (U.S.A. \$3.25).



**I like the look of it—
a really nice piece of furniture for
the home—look at that lovely sapele
mahogany—so easy to use too—those
magazines—simple as putting on a record**



**I like its entertainment
value—my favourite
programmes, music,
recordings of the kids—I can
keep them—enjoy them when
I like.**




**I like the inside—not that
I'm allowed to touch it—
the amplifier's got a triode
push-pull output and there's
full control for treble and bass.**



**A magazine full of the
latest pops—it's just right for
parties and for dancing.
The built-in microphone is
great when the gang comes
round—you just talk at
it and it records.**

for all the family



the Simon **Minstrelle** tape recorder

WITH MAGAZINE LOADING

Everyone likes the Minstrelle—and that's the way it should be, because it's the first tape recorder to be specially designed with the whole family in mind. Designer Peter Bell was commissioned to style a recorder as a piece of furniture that would fit with distinction into the home—and here's the brilliant result. Using tape magazines which you put on like

records—no threading or fuss—all the family can use it—even the young and not-so-mechanically-minded members. And inside that handsome cabinet there's a piece of electrical design and workmanship that you can be really proud of—built to ensure that you too, will "Choose Simon for Sound".

Price with the built-in microphone **39** gns. Easy Terms available.

At your local dealer or write to: SIMON EQUIPMENT LTD., 46/50 George Street, Portman Square, London W.1

EASY-TO-MAKE TAPE-BOOKS

Designed by P. A. Trewartha

THE comparative practical and technical advantages of tape and disc is a subject of much controversy and, with so much to be said for either side, the argument and dissension bids fair to continue for some time to come. As a tape-man I can, of course, be smugly confident about the eventual outcome of the issue. The one point I must concede to the LP disc fanatic is aesthetic rather than technical and concerns the sleeves in which the discs are issued.

It is difficult to make favourable comparison between these handsome, elegant sleeves and the dull, uninteresting cartons in which our virgin tape is retailed. Admittedly, by virtue of the nature of our medium, we cannot be catered for in quite the same way, and although there are some not unattractive tape-books on the market, the prices are just a little prohibitive and I for one would prefer to forego these luxuries in favour of more tape.

Very inexpensive

The Do-It-Yourself tape-books described here present, I think, a solution of the problem. The materials may be purchased at most handicraft stores for a matter of pence—spread over a half-dozen books the cost should not be more than 1s. 6d. per book—and with a little patience your tapes can be most attractively housed.

The cover itself consists of two pieces of hardboard, or stiff cardboard, covered with dyed and grained leather skiver or




Fig. 5. The finished book, with information sheet attached.

book-binding linen. For a 7 in. reel of tape the pieces of hardboard should each be trimmed to $7\frac{1}{2}$ in. square. The sheet of linen or the skiver must measure 18 in. \times $9\frac{1}{2}$ in. and should be shaped as shown in fig. 1. The dotted panels "A" are $7\frac{1}{2}$ in. \times $7\frac{1}{2}$ in. and will later take the two boards. Section "D", which will form the spine of the book, is $\frac{7}{8}$ in. wide. Flaps "B" and

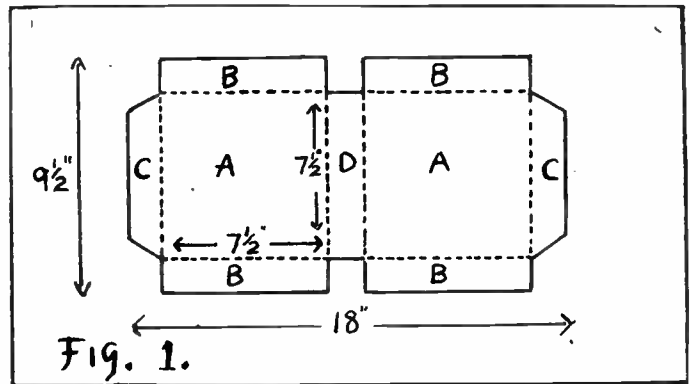


Fig. 1. Showing the dimensions of the outer covering, which may be of linen or skiver. See also figs. 2 to 4.

"C" are all 1 in. wide. Having shaped the skiver, the two hardboard squares are now pasted and set into the panels "A." Now paste the four flaps "B" and fold them around the edges of the boards. Lastly paste the flaps "C" . . . these having been previously mitred . . . and fold them in also.

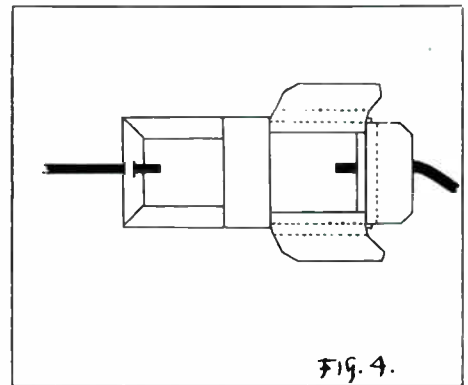
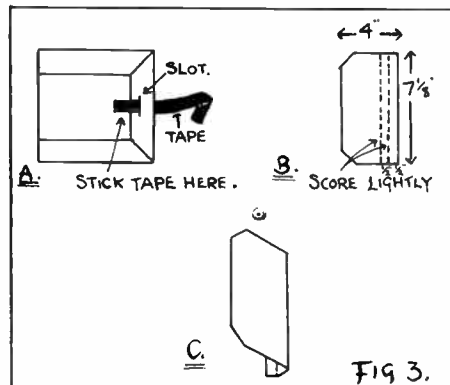
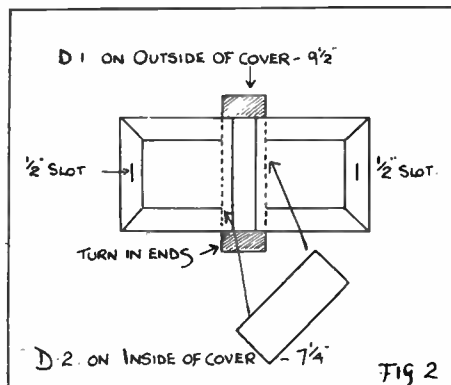
Covering the spine

Fig. 2 shows how two strips of a different coloured skiver of linen are used to cover and strengthen the spine. These strips should be 3 in. to 4 in. wide. Strip "D.1" on the outside of the cover should be $9\frac{1}{2}$ in. in length, allowing 1 in. at each end to be turned in. Strip "D.2" should be $7\frac{1}{4}$ in. long and is pasted on after the ends of "D.1" have been turned in. Also in fig. 2 are shown two $\frac{1}{2}$ in. slots; one on the outer edge of each cover. Through each of these slots is passed a 6 in. length of tape . . . NOT the magnetic variety . . . (fig. 3a).

These tapes will be used to tie the book in a closed position. Of course, if some form of clip is preferred for this purpose, the slots should not be made. Fig. 3b shows a piece of thin card cut to size and lightly scored. In fig. 3c this card has been bent along each of the scored lines. Three of these pieces will be required for each cover and they are affixed as shown in fig. 4. (A glance now at fig. 5 will make clear how the reels of tape will fit snugly under these flaps.)

The finishing touches

We now require two squares of black cartridge paper, each 7 in. \times 7 in. These are pasted one on the inside of each cover where they conceal the rough edges, ends of tape, etc. The last stage is optional but lends a professional touch to the finished article. A piece of card of a light colour and cut 8 in. \times 6 in. is scored and bent two inches from one end. It is then pasted on to the left-hand cover (fig 5) and makes a useful and neat information sheet. And so we arrive at the finished article. All measurements can be scaled up or down . . . presupposing the necessary mathematical ability . . . to suit tapes larger or smaller. May the appearance of your collection be enhanced and your pleasure proportionately increased.





AN item of interesting news from E.M.I. is that they are now in full production of Videotape. Behind this rather brief statement lies a story of considerable enterprise and no little energy. It was only about 18 months ago that the first Ampex Videotape recorders came into use in the U.K., and from that point in time the E.M.I. scientists and engineers began work. Today, not only is the tape being supplied to television studios in Great Britain, but samples have been sent to America where they have been very favourably received.

Big Business

At first sight, it might not appear to be a very large business, when one considers the vast market for standard $\frac{1}{4}$ inch tape that is used on domestic and professional sound recorders, and the comparatively few TV stations in the world. However, the fact that with one country alone, where Ampex Video machines are in use, a contract for 2,000 reels of tape is being negotiated, makes one think a second time—particularly when it is realised that a 4,800 foot reel of this Videotape costs £140 2s. net!

Our first picture on these news pages shows a $12\frac{1}{2}$ inch reel of the new tape, compared with a 3 inch "message" reel of standard $\frac{1}{4}$ inch tape. The Videotape giant holds enough tape for a full 1-hour programme of television pictures and



Two school recorders by Clarke and Smith. Left a CTR 4 which uses a Collaro deck. Right, the STR 14 with a modified Wearite deck.

HERE AND

● *Not for home consumption! Here is a $12\frac{1}{2}$ -inch reel of the latest tape product—E.M.I. Videotape. Compare it for size with the familiar "Message" spool of standard recording tape, which can be seen beside it. On the big reel is sufficient tape for a TV programme of one hour's duration—4,800 feet of it. Price, for your notebook, £140 2s. But unless you have £22,000 to spare for the Videotape recorder, don't worry! A 2-page article, "Pictures on Tape" appeared in Hi-Fi News, November 1959.*

sound. The tape width is 2 inches, and the playing speed is 15 i/s from reel to reel. But the "sound" and "video" heads are separate. The Video heads rotate and scan the tape transversely, and this additional motion, together with the standard left to right spooling, results in an effective recording (and re-playing) speed of approximately 1,500 i/s. Such a speed however it is achieved, must make very great demands upon the tape; and E.M.I. can already claim for their Videotape that it has exceptionally good resistance against the everyday wear-and-tear that must be expected. The oxide coating has a high surface finish to reduce friction and the incidence of "drop outs," and the oxide coating has good adhesive properties. The tape base is Mylar, one thousandth of an inch in thickness.

* * *
MMUSIC on Tape Ltd., of 6 Laurence Pountney Hill, London, E.C.4., ask us to remind readers that they have been issuing pre-recorded tapes now for nearly eighteen months on the *Music on Tape* label, and have no connection whatsoever with any other tape or disc company.

* * *
LLEE Products (G.B.) Ltd., who recently acquired the trade name and manufacturing premises of Dulci, announce that their distribution network for Audiotape is now working smoothly, and that Audiotape is now available throughout the U.K. Any readers who have difficulty in obtaining this should drop a postcard to Lee Products (G.B.) Ltd., 21 Longford Street, London, N.W.1.

Tape Recorders For Schools

OUR recent notes, news and pictures about tape recorders for use in schools, have brought us as many queries as comments. And the two illustrated features about the interesting development of recording at the Rochester School have apparently triggered off many similar moves in other parts of the country. We welcome news and pictures of all developments in this important field.

In the meantime, from Clarke & Smith Mfg. Co. Ltd., Melbourne Works, Wallington, Surrey, we have received details of two models of recorders which they have designed in consultation with certain Education Authorities. These robust instruments are already in wide use, and we suggest that those interested should write for particulars.

THERE AND EVERYWHERE

THE boom in sales of dictating machines has reverberated back on to the tape-typist. Of the many firms specialising in this field, **Tape Typing Ltd.**, of 12 Kingly St., London, W.1., employ a full-time staff of fifteen on transcription of Stenorette tapes, and supply and hire machines into the bargain. The business was founded by Miss Foster just over five years ago, working from her own flat. The net has now spread far and wide, and work is often received now from the other side of the Atlantic, when time allows! The bulk comes from the London region naturally, and Tape-Typing run a twice-daily delivery service in and around the Central London area, so that letters dictated in the morning are back and ready to sign before stumps are drawn for the day. Conferences, books and translations all pour in, in a variety of sizes, shapes and speeds, not to mention languages. It would appear that there is but one proviso: recordings can be plain bad, the material bewilderingly technical or the accent impossibly foreign, but the combination of all three is a bit much!

A NEW company, called **D.G.C. Ltd.**, has just sprung up in the field of tape records. The principal purpose of this new venture is to handle the production and distribution of tapes on the present Colrich label, and the Directors are D. Gerald Collingwood and Mrs. J. N. F. Collingwood, late of Colrich Audio. However a new catalogue is promised for the


near future, with a whole range of French, Scottish and English music, in both stereo and mono, and at both $7\frac{1}{2}$ i.p.s. and $3\frac{1}{4}$ i.p.s. More details in *The Tape Recorder* next month.

D.G.C. Ltd. are also producing and distributing speaker enclosures, stereo systems, tape players and Hi-Fi equipment generally. A speciality of the firm is equipment for restaurants and hotels; moreover D.G.C. Ltd. have, for some months, been specialising in custom-built stereo systems in a very reasonable price range. All enquiries to D.G.C. Ltd. Suite 9, Evelyn House, 62 Oxford Street, London, W.1.

* Unesco Sound Library *

Further evidence of ways in which amateurs, working solo or in groups can be of positive help on an international project is contained in this announcement from the Federation of British Tape Recording Clubs.

Federation Internationale des Chasseurs de Son (FICS) is collaborating with the United Nations Educational, Scientific and Cultural Organisation (UNESCO), in a scheme designed to widen the scope of the UNESCO Sound Library. FICS will supply to UNESCO recordings of sounds which are typical of their country of origin. These recordings will be obtained by FICS from its various national organisations, each of which has agreed to arrange for the collection of suitable recordings from its mem-



● The photograph above shows Mr. Durlacher, Industrial Sales Manager, Cine and Photographic Division, Rank Precision Industries Ltd., demonstrating how commentaries can be put on to 16 mm film. The photo was taken at the recent Scottish Industrial Film and Equipment Exhibition in Glasgow. Simply by speaking into a microphone, the commentary is magnetically added to the oxide stripe on the film as it runs through the projector—a Bell & Howell Model 640. Watching the demonstration are (left) Mr. W. A. Murray of W. A. Murray & Co. Ltd., Glasgow, and Mr. Millner of Hoover Ltd., Cambuslang.

NEWS FROM

● Congratulations to Cardew "The Cad" Robinson, and to all those who gave up their time over Christmas to bring a ray of sunshine to others less fortunate than themselves. This year "The Cad" visited the Northwood Sunshine Home for Blind Babies and presented them with a new Elizabethan 'Avon' complete with taped messages from the cast of Humpty Dumpty at the London Palladium. Roy Castle introduced Mary Mary Quite Contrary, with Sally Smith, Tommy Tucker, Gary Miller and the one and only Humpty, Harry Secombe. Three more of these recorders are to be given to other Sunshine homes.



bers. Those which are of a sufficiently high standard will be included in the UNESCO Sound Library, from which recordings are made available to broadcasting organisations throughout the world.

The Federation of British Tape Recording Clubs has the responsibility for organising the collection of contributions from recordists in Great Britain, and for submitting them to UNESCO.

A supply of forms, one of which should be completed and sent with each recording submitted, is available from the address below, together with a leaflet which gives more detailed information concerning the type of sounds required and the arrangements for payment which have been made with UNESCO.

All recordings received by FICS will be retained until May 1960, before being sent to UNESCO. This is necessary in order to avoid undue expenditure on postage, packing etc. Contributions for inclusion in this first batch should arrive by March 31st 1960 at the latest. Those received after that date may be retained for inclusion in a later collection.

We are sure that there must be many suitable recordings in the possession of Clubs and individual recordists in this country. In order to submit recordings, it is not, of course, necessary for your Club or Society to be a Member of F.B.T.R.C. Contributions may be submitted collectively by Clubs or individually by the Members concerned. Contributions will also be accepted from persons who are not members of a Club.

Please address tapes and requests for forms to: The Secretary, F.B.T.R.C., 9 Normandy Terrace, London, E.16.

NEWS FROM THE CLUBS

At the opening of the "Star" course of tape recording held on January 7th, not even bad weather could mar the good attendance of tape enthusiasts in and around Rugby. Mr. J. O. Bannister, President of the R.A.T.R.S., opened the meeting at 8 p.m. welcoming all members and non-members present. He then gave an introduction to tape recording—its history and development—telling of the progress made in tape recording from 1903. He brought along with him a 1948 'Baird' machine, together with a Wyndors Viscount. The other recorder on view was Mr. J. E. Capell's Grundig.

Amongst those present were Mr. Terry Nurse from Birmingham, and Mr. A. E. Greenway. This meeting proved most interesting and made an excellent beginning to a course which, it is hoped, will help everyone attending to understand the different aspects of tape recording. The next session (January 14th) is in two parts: (a) Introduction to tape recording equipment today—Mr. J. E. Capell and (b) Care of your recorder—Mr. Mostyn Ridley.

The Birmingham Tape Recording and Audio Club are starting the new year with a new name—the word *Audio* being incorporated to encourage stereo and Hi-Fi enthusiasts to join. Mr. Dennis W. Brown (133 Pool Lane, Oldbury, Birmingham) has taken over as new secretary together with a new committee. All this "newness" bears out their news report that "a lot has taken place concerning the club's internal affairs".

Club members visited a neighbouring radio club a little while ago—the Slade Radio Society at Ardington where they enjoyed a demonstration of stereo music. The founder of the club's Hospital Service, Barry Stephens, announced "a double" recently; it was his engagement to club member Molly Rickard and her 21st birthday. Congratulations to you both.

The club received an amusing "Goon type" tape from Nottingham a couple of weeks ago—by all events it broke the grammar barrier completely.

Mr. A. C. Ings, secretary of the newly formed Clacton Tape Recording Society says that after two months they now have ten members. They meet regularly at Clacton R.A.F.A. Club in Pier Avenue. They are currently adding music and sound to a colour film taken by a member in Cornwall and Devon.



FEBRUARY NUMBER

★
Contents include Part I of a survey of American Hi-Fi. Part 3 of Stereo for Beginners. Home-Made Printed Circuits. Disc Reviews.

★
NOW ON SALE

THE WORLD OF TAPE

● Mr. Jack Payne is continuing to sponsor the products of **Tape Recorders (Electronics) Ltd.** during 1960, and the photograph right shows him signing autographs at last year's Radio Show. Amongst the "hunters", the ladies outnumber the men by five to one, and the model shown in the foreground is the Sound "Belle" Tape Recorder. The latest model from this company, the Sound "Studio", features in our New Products this month, on page 41.

The **Crawley and Sussex Tape Recording Club** are expanding a mile a minute, and at their last meeting enrolled five new members. Their "expansion" plans include publicity by press and poster. Unfortunately their most technical member and Treasurer—Mr. A. A. Runki—has to leave the club to take up a post in Germany, but he has promised to keep in touch with members and send an occasional tape. His place has been taken by Mr. F. Whittingham.

It is planned to split the club into sub-groups, to be named *recording*; *technical* etc., the idea being that new members, or the less technically inclined, should not be "shy" of producing their recordings. They are planning a Gala night on February 1st. An interesting item from the secretary, Mr. R. C. Watson, is that more recorders have been sold in the Crawley area in the last couple of months than either radios or televisions!

If they don't qualify for the greatest number of members, then surely **E.T.E.S.S.A.** qualify for the longest title for a club—External Telecommunications Executive Sports and Social Association Tape Recording Club! But with a membership approaching 100—and this without canvassing—the club must have a great deal to offer. The club has been formed for two years and as far as is known is the only club in which all members work for the same employer.

All seems to be contentment with E.T.E.S.S.A; last year the retiring committee were re-elected en-bloc, and as there were no complaints or criticisms at meetings, the committee remains but with the addition of two further members. The General Secretary is Mr. G. P. Jones.

The **Glasgow and District Tape Recording Club** are starting a "Round Robin" tape with the London Recording Club and the West Middlesex. Members in Glasgow record greetings and messages using track 1 of a 5 inch reel. The tape is then sent to London who record on track 2, subsequently sending the tape to




West Middlesex. The latter, in turn, listen to both tracks and record their message on track 1, erasing Glasgow. The reel is posted to Glasgow to complete the cycle. The exchanges are organised by Mr. W. Patrick Copinger who is vice president and founder of the West Middlesex Club and an Honorary Member of the London Club. He is also a member of the Glasgow Club where he edits the tape magazine.

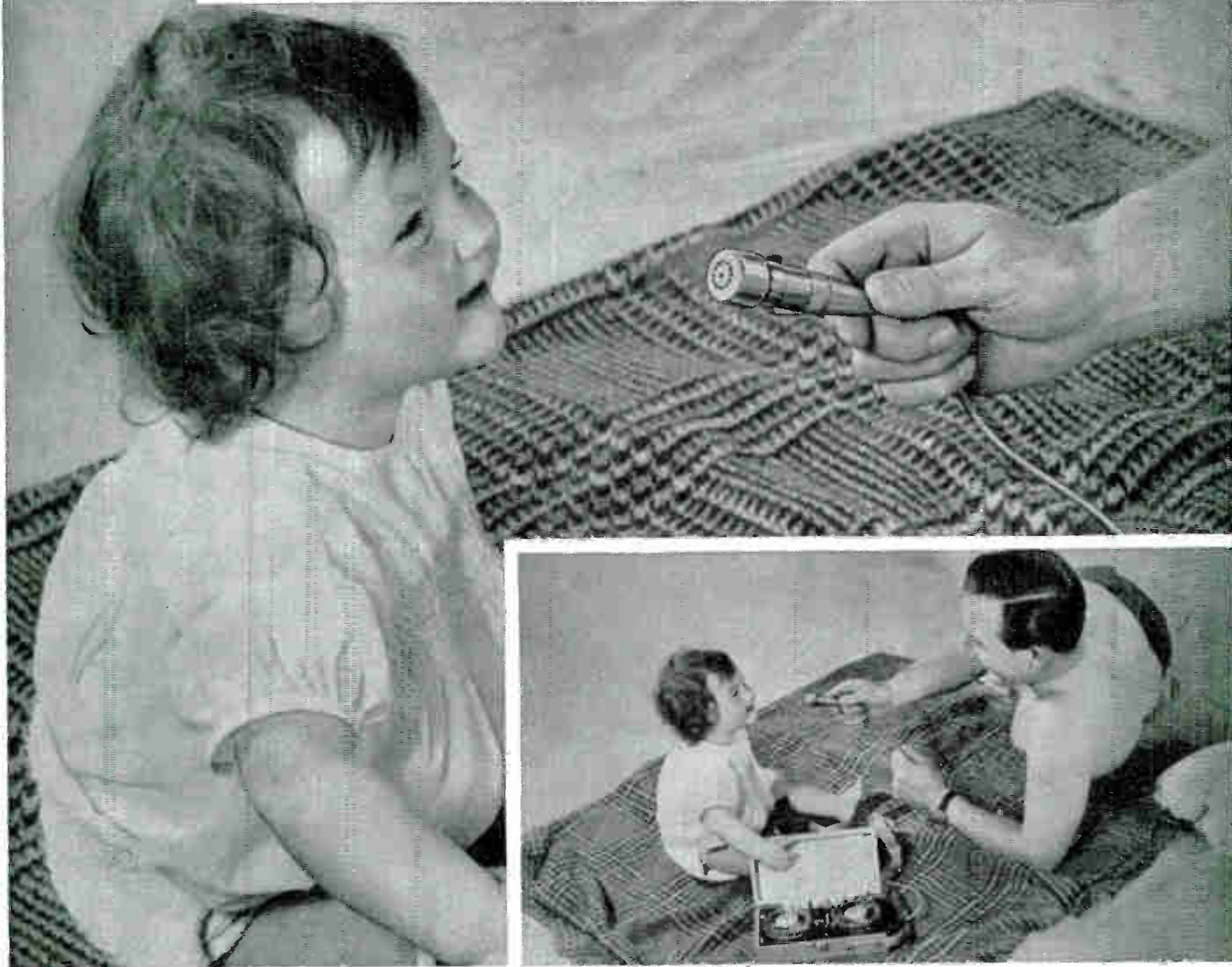
Several members of the **Nottingham Co-operative Amateur Tape Recording Society** have expressed the desire to know "more about the works", so they have arranged a series of informed discussions which will give everyone a chance to learn from the more experienced members. The suggested subjects for discussion are (1) Magnetic recording (2) Tape transport mechanisms (3) Recording techniques (4) Microphones and loudspeakers (5)

Seen here making a test recording are a few members of the Jarrow and District Tape Recording Society. They are (left to right) Bob Canham, John Rippington (Secretary), Malcolm Brown and George Blakey.

The equipment being used comprises two Ferrographs—a 2A and 2AN (owned by Mr. Rippington), a Vortexion four channel mixer and a Reslo microphone. But this is only a small part of the equipment owned by members, for at a recent sports meeting they gave a tape demonstration using £1,500 worth of equipment.



Catch it! (and keep it)



with **FI-CORD** hi-fi **PORTABLE TAPE RECORDER**

The FI-CORD is a jewel amongst recorders. And like all jewels it packs a lot of value into the smallest space: 9 $\frac{3}{8}$ " x 5" x 2 $\frac{3}{4}$ ". The fidelity of the FI-CORD is amazing — from 50 to 12,000 cycles \pm 3db. It's fully transistorized, uses *re-chargeable* batteries and provides full playback volume. Yet its price is only 59 gns. including microphone, tape, batteries and charger.

Send for details to:



FI-CORD LTD 40A Dover Street · London · W1

Tel: HYDE PARK 3448

16

040

CLUB NOTES and NEWS (continued)

Microphone technique (6) Mixers and preamplifiers (7) Studio technique (8) Tape recorder electronics (9) Editing, dubbing and splicing (10) Complete tape recorders. Meetings are now held on alternate Thursdays; the above series commenced on January 7th.



Grundig Ltd., are in the news again—this time with the help of the redoubtable Mr. Norman Wisdom. In his latest comedy for Rank—"Follow a Star", both a Grundig TK30 and TM20 deck are prominently featured. The film, which got off to a flying start at the New Victoria Cinema. When on general release, a competition was run in the London and Greater London areas for which the prize was a TK30.

Mr. Mick J. Witt very kindly sent us a copy of "Monitor", the Official Journal of the I.S.W.L. Our great interest was, of course in the Tape Section formed six months ago. Membership is steadily increasing both in the U.K. and abroad. In this country four "round robins" are circulating and a news tape has proved to be very successful. It is hoped that a news tape will be produced monthly from now on to all members.

They are planning a DX contest soon and all identifications will be put on tape. The contestant with the highest number of countries will be declared the winner. They have also started a morse service; anyone who possesses a tape recorder and would like to join this section should write to Mick J. Witt, 12 Bruce Avenue, Shepperton, Middlesex.

The Rugby Amateur Tape Recording Society have sent us an interesting bulletin entitled, "Mayor Takes to Tape Recording". The mayor of Rugby, Councillor P. A. Batt, this year adopted a method never before attempted by his predecessors, by recording his impressions of his mayoral tour on Christmas day on tape. After an exhaustive tour of local hospitals and homes for children, he said surprise visits to the fire station and ambulance depots. He returned home to record the details of the tour,

afterwards passing the tape to his secretary who made dubbings for the press.

New Recording Studios

THE City of London Recording Studios, at 9-13 Osborn House, Osborn Street, Aldgate, E.C.1., have now been completed, and are claimed to be the most modern and up to date in the British Isles.

Designed and built exclusively for recording purposes, these studios offer a high standard in both equipment and comfort. Behind this venture is Mr. Bryan Dempster, on whose life the film "The Naked Earth" was based, and whose recordings in Africa are now well-known. The Recording Manager is Mr. Bernard Mattimore.

Agfa Jointing Tape

WE have begun to receive a daily crop of letters from readers who have bought the booklet *How to Splice Tape* and who are anxious to try out the narrow gauge jointing tape that is illustrated in its pages. This tape is made by Agfa Ltd. It is $\frac{1}{4}$ in. wide. Its price is 5s. 6d. for a roll of 80 ft. The mathematically minded will already have calculated the cost of nearly 1,000 joints!

Until recently, Agfa jointing tape was only available for professional use; but it is now being distributed to shops in the U.K. If any difficulty is experienced in obtaining supplies, please write direct to Agfa Ltd., 27 Regent Street, London, S.W.1., who will tell you your nearest stockist.

OUR SPECIAL BIRTHDAY OFFER!

★ This February number of *The Tape Recorder* opens our second volume—Vol. 2 No. 1. And to mark the occasion we offer all new subscribers a token birthday present—a free copy of our useful booklet:

"HOW TO SPLICE TAPE"

The annual subscription rate for *The Tape Recorder* is 21/-, posted to any address in the world (U.S.A. \$3.00), or 24/- including the annual index (U.S.A. \$3.25).

Our subscription service guarantees readers a regular monthly posting on the day of publication, and ensures supplies in areas where copies are hard to obtain. Any copies lost in transit are replaced at our expense. If you wish your name to be added to our monthly mailing list, write today enclosing your cheque, postal order or money order.

All new applications received by February 29th, 1960—or from overseas by March 31st—will automatically entitle the subscriber to a free copy of our 2/- booklet, and this will be posted immediately upon receipt of the subscription order.

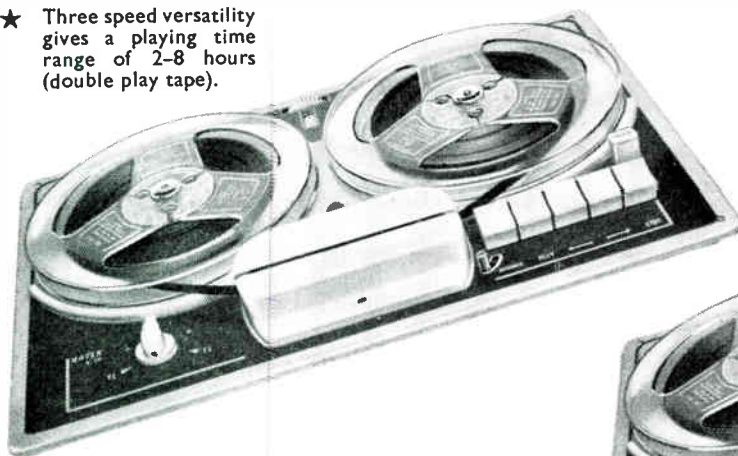
Remember, this offer extends only to the dates specified. Simply clip the token, and pin it to the letter enclosing your remittance. State the month with which the subscription is to begin, and please write the full name and address in BLOCK LETTERS, exactly as you wish your monthly wrappers to be addressed, because our stencil plates—and our regular service to you—depend upon this initial accuracy.

THE TAPE RECORDER
99 Mortimer Street, London, W.1

TOKEN FOR
ONE FREE
COPY OF
"HOW TO
SPLICE
TAPE"


the NEW MOTEK **K10** 3 SPEED TAPE DECK

- ★ Three speed versatility gives a playing time range of 2-8 hours (double play tape).



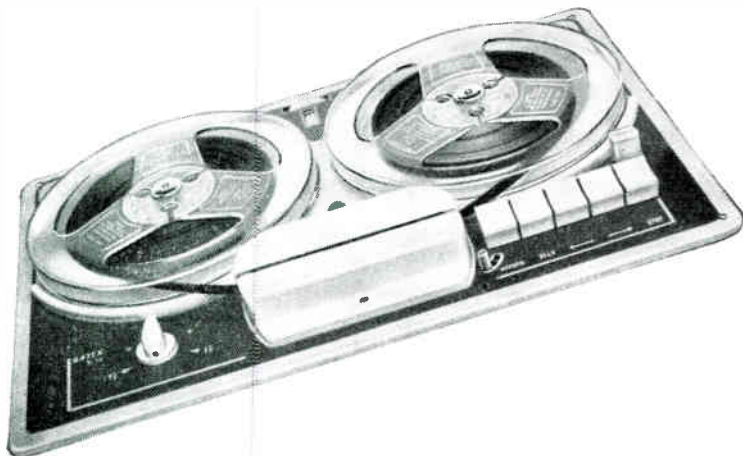
21 GNS

- ★ Improved record/playback head gives frequency response from 40 c/s-12,000 c/s at 7.5 i.p.s. Precision balanced flywheel and capstan assembly reduces wow to a minimum.



- ★ Motek's new K10 tape deck incorporates many outstanding features. Three speeds, pause control, push button operation, accidental erasure prevention, accurate positioning counter.

the NEW MOTEK **K10** 3 SPEED TAPE DECK



More and more manufacturers are incorporating the new Motek K10 tape deck in their machines. Motek's quality and reliability make Motek the first choice of manufacturers and enthusiasts.

**MODERN
TECHNIQUES**

Write for the Motek K10 leaflet

(S. KOROBUK LTD.) Wedmore Street, London, N.19. Tel: ARChway 3114

BUILDING A SOUND EFFECTS LIBRARY

PART 4 — RAILWAY SOUNDS

NEARLY every man has, at sometime in his life, wanted to be a train driver. Whether the boys of today feel the same urge to drive the new diesel engines or not, I don't know, but it would seem that interest in railways is still very much alive, judging by the numbers of boys seen wherever trains pass or gather, and the many news items in the press of amateur railway societies' efforts to preserve branch lines and old rolling stock. From my own experience, recordings of trains, especially expresses passing at speed, are of fascinating interest even to people who don't normally take much notice of these things. The powerful majestic sound of their approach and their loud friendly chatter as they pass, although always of wonderful interest, never frightens as, for example, a jet aeroplane does. So much so that I would say that their human qualities are only rivalled by old motor cars and paddle boats!


The biggest problem in making railway recordings is the selection of what to record from the tremendous variety and scope available. Very careful planning is needed in order to contain a library of railway recordings within reasonable limits, and quite a lot of self control must be exercised not to record any and every train that passes. With such an interesting and historic subject to work on, it is difficult to know where to begin, but let us make a start on the fast express trains.

Venue and Method

There are many places adjacent to or on public property giving access to main lines without trespassing on railway property. Road bridges over rail tracks, quiet roads running alongside them, etc., can all be used, but care must be taken not to trespass or endanger yourself or others by positioning yourself and equipment precariously on bridges or at the top of railway cuttings. Trains are not shy in letting themselves be heard, so there is no need to get too close, in fact it's a disadvantage. I rather feel that, as with aeroplanes, probably the best thing for an amateur to do is get to know someone whose garden or ground backs on to a train line. Better still, get to know several people so that you have a choice of locations.

My own preference of location for recording trains passing is the top of a cutting on a still day, out in the country away from all road traffic and other extraneous sounds. Recordings made in these conditions are as real and as near stereophonic in effect as monophonic recordings are ever likely to be, and there are many private locations where these conditions prevail. Town dwellers need not despair, however, as I have made many successful recordings from back gardens as near London as Caling for Western Region, and Wimbledon for Southern Region.

At these places, there are many locals and goods trains thrown in for good measure! Levels have to be watched and manipulated very carefully as, especially with expresses, the build up of sound is extremely rapid. So also is the die away, and it is often a good thing to bring up the level of the receding train so that its disappearance is not too abrupt. Likewise with the approach. Set the gain control fairly high and gradually reduce it so that the build up of the approach doesn't come with the crash impact of pre-set level recordings. It's uncanny how little noise express



Pipe in mouth, B. R. Read adds an electric train to his library.

trains make on their approach. They are on top of you so quickly, that it's an overwhelming argument against trespassing.

If you can get to a really quiet place for your recordings, you'll probably find that you'll be able to position yourself near a signal. If so, keep your machine running and record the signal being raised after the train has passed. It's a nice reassuring sound. Quite a lot of patience and working out from timetables will be required, though, to record the signal being lowered without using a lot of tape. By planning beforehand, you will probably find you can choose a stretch of track where locals and goods trains pass as well as expresses, but do make a careful note of each and every type of train you record, and the type, class, and wheel formation of each engine. There can be no doubts or arguments then at subsequent playbacks!

Quaint or rare railways

When out and about, always keep an eye, and ear, open for the unusual, quaint or rare in railways. For example, at Bourne End, near Maidenhead, an old tank engine fussily shuttles back and forth all day, during the summer anyway, blowing its whistle every time it rattles over a pedestrian level crossing. It pulls, or pushes, only one coach, and some gem period recordings can be made during a picnic at this lovely spot.

A similar train, with rather more coaches, but pulled by an equally old engine, runs between Havant and Hayling Island, and I've heard of many others up and down the country. This is the type of train that is rapidly disappearing and although many people and societies are making recordings of them, it's very satisfying to capture a good recording of your own. I would suggest that you also take your camera on these expeditions. Photographs of the trains you record will help you in identifying any you are not sure of.

The shunting of trucks is always a good noise to record, and usually quite an easy one. Goods yards and marshalling yards seem usually to be built in the middle of a housing estate, so access should present no difficulty, but the busiest and most impressive time always seems to be after midnight. You ask the local residents! There are no real balance snags here. Levels are inclined to be high and unexpected, if you happen to get too close to the activities. Therefore it is well worth waiting and taking a number of recordings to come away at last with a recording of the clink, clank, clank, clank from one end of a line of goods wagons to the other. Most big yards these days have diesel shunters, but you may be lucky enough to find an old "puffer" at work.


Moving Inwards

For the rest of the railway recordings, it is very difficult for the amateur to go very much further. Recordings on railway stations or on railway property require special permission which I should imagine would not be forthcoming. The railway's liability to its passengers would prevent them giving permission

ELPICO *Gelos* G256

The low-priced recorder with high-price performance

... a brand of beauty and performance that is completely new in the low priced field ... the most outstanding mains-operated tape recorder of the year. Almost 90 minutes of your favourite music or whatever you choose on one tape ... recorded and replayed to a standard of perfection beyond your wildest dreams. So light and portable you'll love to take it to every party you go to, to capture every fleeting word and happy song, to be re-lived just whenever you please ... and the price, only—



26 $\frac{1}{2}$ GNS.

(Complete with microphone and tape.)

- High-quality reproduction at 1 $\frac{7}{8}$ " per second from extra high flux elliptical speaker.
- B.S.S. tracking.
- Simple push-button control.
- Accurate place indicator.
- Isolated chassis.
- Dimensions 10" × 5 $\frac{1}{2}$ " × 4".
- Weight only 6 $\frac{1}{2}$ lbs.

*Available
from your
usual dealer*

Sole distributors for U.K. and Eire

LEE PRODUCTS (Gt. Britain) LTD.

ELPICO HOUSE, LONGFORD STREET, LONDON, N.W.1

Telephone: EUSton 5754/6

LP. 133

to amateur recordists to go wandering over their stations and other properties with electrical apparatus and wires.

Whenever I do recordings on railway property, the railways always send a representative with me to make sure I don't get myself or anyone else into trouble or danger. As it would be impossible to treat amateur recordists likewise, I would suggest that copies of recordings of this type be obtained from the recording studios who specialise in this type of recording. They often advertise in the magazines dealing with railways, or no doubt your nearest Amateur Railway Society will be very pleased to help you.

Level crossings

One recording you should be able to make, though, without much difficulty, is of the activity at a level crossing. The gates clanging shut, traffic coming to a halt, the train lumbering across the crossing, followed by the car and lorry engines starting up as the gates crash open; it all adds up to a nice sound picture.

Those of you who live in or near London shouldn't neglect to get some recordings of the Underground trains. The Piccadilly type and Metropolitan or District Line type are quite distinctive and would make a useful addition to any library. Back gardens abound on these lines where they run in the open, and they are so easy to record. Cuttings are again my preference, especially those right in town deep between high buildings. As this is one of the familiar sounds that Londoners who have emigrated miss so much, it might be an idea to make up a tape of this and other nostalgic sounds to send to friends or relatives in distant parts of the world.

The recording of Tube trains underground presents the same problems for the amateur as on other railways, only more so, with the Underground Stations' much more restricted space and relatively denser passenger traffic. However, very adequate station recordings may be obtained from the bottom of someone's garden adjoining a London Transport Station. Similar procedures would also apply, of course, to Southern, Midland and Eastern Region electric trains. Those Eastern Region electric trains with the overhead wire system are quite distinctive, and should find a place in any serious Railway Sound Library. If you record this type of train you might, when playing them back, deceive your audience into thinking that they are Swiss trains recorded during your last holiday there!

A few odds and ends

Generally speaking (unfortunately from many points of view), the recordings that are of most use, and most used, in a Sound Effects Library, are the least spectacular, the "bread and butter" recordings. These are the ones that earn their keep many times over, and most of them are easy to record and tailor made for these long winter evenings when extraneous sounds are probably at their lowest. So let us consider some, at random.

An easy sound picture which can be very useful and amusing is a recording of the front gate opening and closing, footsteps up the path, key inserted in lock, and door opened and closed. By separately recording the knocker and/or bell, doing a postman's knock, charity collector's knock, and a bailiff's knock, you are then prepared for most needs on this theme. A colleague and I made a similar recording some time ago, but he nearly spoilt it by giving a long drawn out slurping kiss to the back of his hand after opening the door!

Once indoors, a cup of tea is a usual thing, and setting cup and spoon on saucer is a nice homely sound, but make sure neither cup nor saucer are cracked, the surroundings are dead quiet, and don't get the microphone too near. About 18 in. away is a good general distance. Then put the kettle on. If it's an electric one, your recording should be of filling it up, putting the lid on, and switching on. There will then be nothing more to record until boiling time. If it's a gas kettle, again you can record the filling up, putting on the lid, placing the kettle on the stove, lighting the gas, and then wait until it boils to record again.


The making of the tea you can try if you wish, but you'll probably find that the low levels involved make it hardly worth

while. Whilst you are at the stove, though, bubbling porridge or a pudding being boiled make a good noise, as do chips being placed in the pan. And bacon frying; there's a versatile sound for you. Play around with the speed and you have a forest fire, volcanic lava, Martian death-ray guns and a host of other things. Washing up is another sound that should be included. The recording should, of course, include everything from the filling of the bowl or sink to the final gurgling emptying of the water down the drain.

Deserving a sit down after all that effort, do you have, by any chance, an old sprung chair or bed? A recording of the squeaks, grunts and "ploings" should be made if you have such a thing. It will be most useful. Exaggerated "ploings" can be made by flexing a thin bladed knife or a hacksaw blade over the edge of a wooden table or when held tightly in a vice. Now, before you finally settle yourself, perhaps the fire needs making up. For this I suggest a sequence of recordings starting with picking up the coal bucket, opening the back door, then opening the coal bunker door, shovelling coal into the bucket, closing the doors and finishing the recording with a shovel full or two of coal being put on the fire and the consequent spluttering and crackling of the new fuel.


To correspondents abroad

A recorded sequence such as just suggested, with or without commentary, exaggerated or played straight, might be just the sort of nostalgic recording to send to relatives living abroad. The kind of half-forgotten sounds that bring memories flooding back are so often those that we who are left take for granted, and, incorporated in a tape of spoken messages, they can add so much more interest and humour to a recording. Perhaps it might be a back door where the bolt rattles when it is opened, or a noisy gas jet turned out or again an old faithful alarm clock doing its duty. All these sounds will be of use to your own library anyway. And then, of course, the possibility to consider here is that the people abroad receiving your tape may well be in a position to make some recordings of typical sounds of their new country and send them to you.



‘ A new standard of quality, by which
other machines will be judged ’

Angus McKenzie in TAPE RECORDING AND HI-FI MAGAZINE



This is the enthusiastic opinion of an expert, an independent reviewer, after thoroughly testing the Simon SP4. Throughout the Hi-Fi world, this superb new tape recorder, with its combination of high performance and range of exclusive features, is sparking off similar praise from those who have seen and heard it. Look at this list of star features—then come and see it for yourself at your nearest dealer—try it, test it and you too will join the crowds of Simon enthusiasts.

* Automatic, in the Simon sense, is meant to be taken literally; it means continuous replay—the machine stops, reverses and changes to the other track with only a two-second pause, and with no necessity to touch any control. Similarly, up to three hours continuous recording can be made without attention the machine automatically stopping at the end of the second track.

- * SIMON AUTOMATIC DECK fully 'push-button controlled'.
- AUTOMATIC TAPE REVERSAL without touching controls.
- 3-WAY MIXING FACILITIES on both record and playback.
- BASS AND TREBLE LIFT AND CUT with independent controls.
- REMOTE CONTROL FACILITIES on both record and playback.
- HIGH QUALITY MONITORING Paired bass and treble loudspeaker units.
- 10 WATTS OUTPUT from ultra-linear push-pull amplifier.
- PUSH-PULL OSCILLATOR for noise and hum suppression.
- ACCIDENTAL ERASURE PREVENTION by special record 'safety button'.
- ACCURATE TAPE POSITION INDICATOR based on linear tape scale.
- 'PIN-POINT' MODULATION with cathode ray magic eye.

simon SP. 4

incorporating the new Simon fully automatic tape deck

and you can replay stereo, too
with the **SIMON STEREO ADAPTOR**

You can convert the SP4 for stereo at any time—and enjoy the brilliant realism in reproduction which only SP4 performance plus stereo can give. The Simon Stereo Adaptor replays pre-recorded tapes to CCIR specification and has full tone control as in SP4. Complete with amplifier and bass and treble speakers matching those in the SP4, price 49 gns.

Your Simon Dealer **95**
would be pleased to arrange H.P. terms **GNS**

Write for leaflet N.1, to:

Choose Simon for Sound

SIMON EQUIPMENT LTD.

46-50 George Street, Portman Square, London W.1

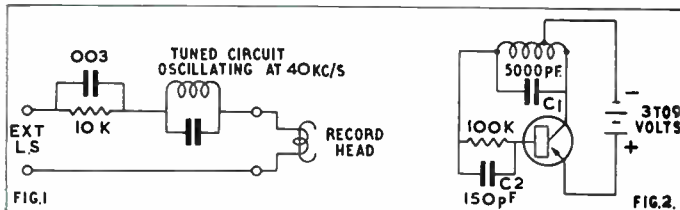
By A. Tutchings

THE HOME-BUILT RECORDER

PART SIX — HIGH FREQUENCY BIAS

WE have seen that although DC bias eliminates the gross distortion due to the magnetic stiffness of the recording medium, it leaves a small DC magnetisation on the tape which causes background noise. Also the tape will not accept the high level which can be recorded with a modern recorder using HF bias, and the recording level becomes a critical compromise between noise and overload.

You will remember that the initial experiments with DC bias showed that proper recording only takes place when the magnetic state of the oxide is *changing* at the instant when the recording signal is impressed on the tape. In other words, the magnetic molecules have to be violently agitated, and well shaken up, so that they settle down to a pattern dictated by the audio cur-




rent in the record head. HF or high frequency bias does this very well, and, in the absence of a recorded signal, leaves the oxide particles completely demagnetised so that the background noise is negligible.

The simplest way of applying HF bias is to replace the bias battery we have been using so far with a tuned circuit oscillating at about 40 Kc/s, and developing a voltage across its terminals of about 15 volts rms. (Fig. 1.) Due to the low impedance of the speech coil circuit, and the pre-emphasis condenser which shunts the 10K feed resistor, most of the HF voltage appears across the head. The impedance of the head at a frequency of 40 Kc/s is between 15 and 20K, so that the HF bias current is still less than 1mA, despite the higher voltage provided by the oscillator.

Fig. 2 shows the circuit of the transistor bias oscillator, but the circuit diagram is only a very small part of the story; the transistor and all the components must be carefully selected if the circuit is to work efficiently. Both condensers must be of the low loss mica dielectric type, and the tuning coil wound on a special low loss ferrite pot core. All these critical components are available from the same source as the rest of the Simple Recorder kit. (See advert. in this issue.)

The coil former is a polythene tube threaded on the inside to take two adjustable ferrite cores, these should be screwed in so that they just touch at the middle of the tube. The wire gauge used for the coil is not critical, but 36 S.W.G. enamelled wire has been found to be suitable and leaves plenty of winding



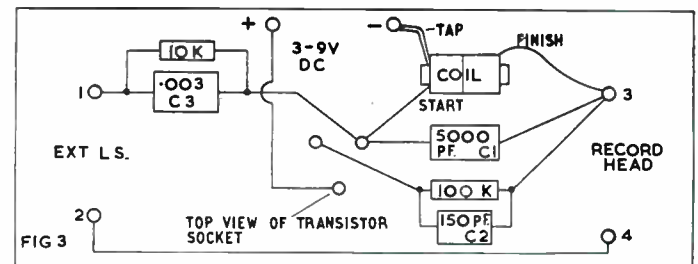
The switching facilities for record and replay with the transistor amplifier, described last month, are incorporated in the Author's Gramdeck amplifier.

space within the pot. One end of the wire is secured to the left hand end of the tube by a small piece of sellotape about $\frac{1}{8}$ in. wide. With the tube held in the left hand, 100 turns are wound evenly along the length of the tube, and a loop is led out at the left hand end to act as a tap. This loop is also secured by the first piece of sellotape.

A further 200 turns are now wound on the former, building up the diameter at the centre slightly, so that the coil is self supporting, and the end of the coil secured at the right hand end of the former. Finally, the two cup cores are slid over the ends of the former so that they envelope the winding, and the join where the lips of the cores meet are wrapped with another band of sellotape. The whole unit becomes a cylindrical block with the wire ends coming out at the ends of the former; start and tap are at one end, and finish at the other.

Building the breadboard oscillator

Fig. 3 shows a point to point wiring diagram of the bias oscillator bread board. The spare three pin socket, provided with the preamplifier transistor, should be used and wired as shown. It will be seen that the 10K constant current feed resistor and the 0.003 pre-emphasis condenser have been added to the oscillator so that it may be connected as a unit between the Ext. LS terminals of the radio set and the record head. An open bread board con-



struction should be used for early tests, using wood screws for terminals and anchorage points as in the original pre-amplifier.

The basic transistor oscillator may be tested independently of its record function by connecting terminal 1 to the Aerial socket of a radio set tuned to the long wave band. The oscillator frequency should be 40 Kc/s, and the fourth harmonic (160 Kc/s) corresponds to a wavelength of between 1800 and 1900 metres. This will be a carrier wave only, and it can be identified by breaking the battery circuit, or by touching the oscillator coil, so that the frequency is shifted slightly. With the oscillator tuning condenser C_1 disconnected completely, the frequency of the oscillator will rise to about 200 Kc/s; the fundamental frequency will be much more powerful and will probably beat strongly with the Light programme carrier to cause a loud whistle which will vary in pitch as the oscillator coil is touched.

If the oscillator shows no sign of life, check the battery polarity and the circuit wiring very carefully, and make sure that the plug-in transistor is making good contact in its socket. If oscilla-

RAPID RECORDING SERVICE

78s & LPs from your own tapes

Master discs and pressings

Recording Studio equipped with new Steinway Grand
Mobile Recording Van

Commentaries and music on Synchronised LPs for cine enthusiasts
21, Bishops Close, Walthamstow, E.17 Coppermill 3889

presenting the
PRINCESS

* * * * *



Another Elizabethan triumph—the new Princess—the most outstanding recorder of the present day. Three speeds and true-to-life reproduction. Four hours' playing. Most versatile features including mixing, super-imposition and listening while recording. Attractive two-tone cabinet, small and light. Simple push-button controls. Altogether, top for performance, top for looks, and TOP for value at its remarkably low price.

To be top of the poll—present the Princess.

39 gns

**Ready to use,
 Complete with microphone,
 tape, etc.**

Elizabethan

EAP For full details post this coupon to-day. **TRR**
 E.A.P. (Tape Recorders) Ltd., Bridge Close, Oldcharch Road,
 Romford, Essex

Name


Address

BLOCK LETTERS PLEASE



FIELD TRIALS OF PORTABLES

No. 4 THE STEELMAN "TRANSITAPE"



MORE and more people are coming to realise the advantages of a battery-operated recorder for outdoor and actuality recording. It is the aim of these Field Trials to test the handiness and ease of operation of the machines, under typical operating conditions. A full-scale technical review is felt to be of less importance, since these small recorders do not usually claim the same performance as their larger mains counterparts. The above photograph shows *The Tape Recorder's* Jean Clark recording the comments (and splashes) of a Royal Navy diver during a demonstration at the National Boat Show.

FIRST of the Steelman Phonograph and Radio Company's products to be available in this country, the "Transitape" is a battery operated portable with a number of novel features. It was first shown at the Northern Audio Fair, its appearance alone being enough to make Old World tape addicts sit up and take notice. Even the expanded metal loudspeaker grille, and the foil-sprayed plastic knobs have a decidedly Transatlantic expensive look, and the real leather case is edged in gold braid, and specially shaped and cut out to allow immediate access to all controls. There are observation windows too, so that the Level Indicator and spools can be watched during recording with the detachable flap fastened in position. This flap is punched with a series of holes, so that you can record while the microphone is still housed in its foam rubber compartment.

Microphone used in holder

A number of recordings were made with this "no microphone" arrangement—which would surely be unique except for the new Simon Minstrelle which has a built-in microphone—and the convenience was found to be terrific, either using the shoulder strap or the short carrying handle. Naturally the mechanical noise of the motor was audible on these recordings, but not at such a serious level as to affect intelligibility. Oddly enough, it did not affect results very much if the microphone was stored face downwards!

The microphone is a crystal type and carries a clip for easy fastening to one's lapel, etc. The lead is just over 2 ft. in length, which shows the designer's pre-occupation with the lapel method of recording. And, after all, for business men, and interviewers of all kinds, this will be the "Transitape's" main function. If a longer lead were supplied it would most likely get tangled up. In keeping with this, there is no auxiliary input socket for radio, or record-player, etc., though the microphone socket will cope with these. Of course, other types of microphone may be used, and there is a 10 ft. extension lead available. The only

requirement is that a high source impedance be presented to suit the recorder input, which is rated at 100,000 ohms.

Playback through external amplifier

The "Transitape" has an output socket, however, rated at 3.2 ohms, which will enable tapes to be replayed through an external loudspeaker or amplifier, etc. Plugging into this socket automatically cuts the internal loudspeaker. The lapel microphone may be inserted for private listening, and held to the ear, or a pair of headphones may be employed. As might be expected in an overseas machine, the plugs and sockets are non-standard, but it may be that this will be put right on British versions.

Since this particular field trial coincided with the Festive Season, the "Transitape" was used at a number of family parties, and several friends heard their own recorded voices for the first time. As always on these occasions, although no one had any difficulty in recognising everyone else's voice, they could not identify themselves. This gave us the idea for a party game, and each person took the "Transitape" away and made a recording impersonating someone else. We then had to guess not only who was speaking but *who they were attempting to mimic*.

It was obvious that no one had any difficulty in learning to operate the "Transitape", and its controls must surely be as simple as those of any recorder available. There are four controls, as follows:—(1) Volume/gain control knob. Not incorporating a switch, this may be preset and left in position; (2) fast rewind/wind forward/off lever; (3) 1½/3½ i/s speed selector lever; (4) Playback/Record/Off knob. Turning this away from the off position gives immediate playback. To record, it is necessary to press down an interlock button alongside the knob, so accidental erasure is guarded against.

Level indicator

On top of the machine is a neon lamp Level Indicator. When the recording gain knob is set correctly, this lamp glows at medium brightness on loud peaks of programme. In practice, this indicator was found to be relatively difficult to read with any accuracy, but of course for note-taking, and other business recordings, the distortion which might accompany overloading would not matter very much. It would therefore be enough to see that the neon lit fairly frequently to achieve satisfactory results.


A second neon lamp is situated on the front of the recorder, whose function is to indicate when the motor batteries require to be replaced. The "Transitape" employs a total of 13 small

batteries. Six of these supply the amplifier, and have an operating life of approximately 300 hours. The remaining seven batteries operate the motor, and will last for about 50 hours. For fast wind and rewind, the motor voltage is doubled. The winding time was found to be 40 seconds and 90 seconds for rewind and wind-on respectively, with the standard tape supplied.

Tape footage scale

There is a tape footage scale engraved on the deck, so that you can tell at a glance approximately how much tape there is still available. This facility is supplied on a number of mains recorders, such as the Brenell, but in view of the various thicknesses of tape now in use, the "Transitape's" scale is marked in percentage of playing time only. Several interesting auxiliary features may be added to this machine, which help to make it perhaps the most versatile so far tested. For example, there are two types of remote control switch, each supplied with 6 ft. of cable, a push-to-talk hand switch with a slide lock, and a push-on-push-off floor switch. The latter, plus a pair of headphones, would be extremely useful in transcribing letters or reports on to a typewriter. There is provision too for alternative power supplies, should these be required. Any external 12 volt

Removing the leather case (right) exposes the battery compartment, in which engraved instructions simplify the operation of replacing batteries. Although the operating life of the motor batteries is quoted as 50 hours, experience shows that 70 to 80 hours is often achieved. The top view (top of page) shows the moulded foam rubber microphone housing, and the neon level indicator.



battery may be used, or a mains adaptor is available to run the recorder from 220 or 110 volt AC mains.

Tape Footage and Time Chart

Type of Tape	Tape Length in feet	Playing Time in Minutes			
		Single Track		Two Tracks	
		1½ i/s	3½ i/s	1½ i/s	3½ i/s
Standard ...	150	16	8	32	16
Extra Play ...	225	24	12	48	24
Double Play ...	300	32	16	64	32

The "Commercial"

But I cannot end without mentioning the "commercial" which I found recorded on the tape, when first trying out this machine. I expect most people switch to "Playback" when first receiving a tape, to see if anything has been recorded previously. In the case of tapes on newly acquired tape recorders, the signal, only too often, consists of a shop assistant's hesitant attempts to demonstrate the tape machine, with, sometimes, a customer's reactions.

Not so with this American machine. On switching on, I was entertained by a three or four minute "commercial" pointing out the Steelman's many virtues. This recording was so well produced, with fanfares, a male voice quartet singing "Nelly Dean"—"take your 'Transitape' to a party"), dramatised interviews and "on location" note-taking, that you would never dream of erasing it. I must have played it over to dozens of people already, and although the machine under review is presumably an all-American sample, I hope the British-assembled versions (by Messrs. Redifon Ltd., of Wandsworth) will retain this entertaining—and surely money-spinning—feature.

Technical Specification

Battery complement: 13 × Mallory RM12R. **Operating life:** Seven motor batteries; 50 hours: six amplifier batteries; 300 hours. **Transistors:** 7 × RCA 405 or equivalent. **Level Indicator:** Neon lamp. **Playing time:** 16 minutes per track at 1½ i/s, standard tape. **Spool size:** 3 in. **Recording sense:** Standard: top track, left to right. **Tape speed:** 1½ and 3½ i/s. **Frequency response:** 150-7,500 c/s. **Output:** for 3 ohm extension speaker. **Input impedance:** 100,000 ohms. **Overall gain:** 55dB. **Weight:** 6½ lb. less batteries. **Dimensions:** 9½ × 6½ × 2½ in. **Price:** £57 15s.

Manufactured by Steelman Phonograph and Radio Company. U.K. agents: Teletronics Limited, 46/47 Frith Street, London, W.1.

A Tape Recorder

BY
HIS MASTER'S VOICE



**TODAY'S FINEST
TAPE RECORDER
VALUE!**

You'll hardly believe it! Here's a tape recorder that's stepped straight out of the 'professional' class into the popular price group. It's nothing short of astonishing that so many quality features, such as masterly engineering could be offered for so little. The Hi-Fi fan and amateur alike will rave about this recorder.

- * Two speeds: $7\frac{1}{2}$ i/s and $3\frac{1}{2}$ i/s
- * Frequency response: 50-10,000 c/s: at $7\frac{1}{2}$ i/s ± 3 dB
- * Takes 7" Reels
- * Half-track
- * Three motor drive
- * Separate record and playback amplifiers
- * Three head system for instantaneous playback
- * Pause control for instantaneous stop/start



**PACKED WITH
"PROFESSIONAL MACHINE"
FEATURES
YET COSTS
ONLY £50**

Complete with 1,200' Emitape, spare spool and crystal microphone

**AVAILABLE AT YOUR
DEALER'S NOW!**

THE GRAMOPHONE COMPANY LTD., HAYES, MIDDLESEX

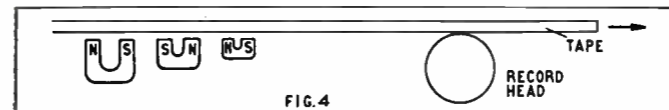
HOME-BUILT RECORDER—(continued)

tion appears to be weak or intermittent, the base feed condenser C_2 may be increased in value to about 500 pf, but this will usually overdrive the transistor to give waveform distortion, which will increase the recorded background noise. If all else fails it may be as well to rewind the oscillator coil, as a shorted turn may have developed during assembly. Also check that the winding continues in the same direction after leading out the tap loop. If the winding direction is let us say clockwise up to the tap, and anti-clockwise for the remainder of the Coil it will not oscillate.

Experiment 18. Recording with HF bias

Record a short length of tape with DC bias, using the 4.5 volt battery, and then substitute the circuit described above, first using the 4.5 volt battery to power the oscillator, and then altering the voltage from 4 to 6 volts by using an extra 1.5 volt cell as in the first DC bias tests. At 3v HT, the bias voltage will be approximately 7v, at 4.5v approximately 10v, and at 6v about 15v. The recording head coils should be connected in parallel.

Re-connect for playback, and listen carefully to these recordings. It should be found that the distortion and background noise are markedly reduced, and that a higher level can be recorded on the tape without audible distortion. As the bias is lowered the high



note response is improved, but the distortion will be a little higher. Too high a bias will cut the high note response, but the distortion and noise will be very low. It may be necessary to increase the oscillator HT voltage to 9 volts, to overbias the tape, but a wide range of voltages should be tried to make sure that optimum bias is available. The bias sensitivity of different tapes, and even individual recording heads, may vary over a range of almost two to one. It will be found that a low bias is preferable at low tape speeds, as the high note response is better maintained even at the expense of a slightly higher distortion and noise level. It will also be found that a low bias exaggerates tape defects which give rise to what are known as "drop outs"; small instantaneous variations in recorded level which show up as a roughness or unevenness on a sustained note.

Experiment 19. Erasing for HF bias

New virgin tape, straight from the maker's carton, will give the lowest background noise, and recorded tape which has been "bulk erased" should be equally quiet. A home-made bulk eraser was described by Mr. R. W. Panting in November *Readers' Letters*, and there are several bulk erasers on the market.

If recorded tape is erased with a permanent magnet, as for the DC bias experiments, the noise increases slightly as a small magnetisation is left on the tape which the HF bias cannot completely cancel. It will however be found that most of the "hiss" disappears when HF bias is used, leaving only a slight low pitched "rumble" background noise.

You might like to experiment with a multi-magnet erase system, where the tape is first saturated to eliminate any previous recording, and then passed over a series of magnets of diminishing strength, and alternately reversed polarity, so that the tape leaves the erase system with negligible magnetisation. Fig. 4.

If you own a commercial tape recorder, the tape may be erased by setting the machine to "record", and turning the volume control to zero, so that no signal is impressed on the tape. Most full sized recorders use an HF erase head, which electrically is rather like a record head with a wide gap. This head is fed from a powerful HF oscillator, which takes the tape oxide to saturation many times a second. Then, as each particle of oxide leaves the gap, it is subjected to a slowly decreasing alternating field, which reduces the residual magnetisation to zero so that the tape is perfectly clean and quiet. With nickle iron erase heads, the power required to erase a tape completely is several watts, but recent advances in low loss ferrite materials for the erase head core reduce the power requirements very considerably, and make a simple transistor-powered erase circuit a practical possibility.

COMPETITION RESULT

IN order to bring new readers into the picture, the idea behind our "New Music" competition was to break away from the more common ground, and to encourage owners of tape recorders to experiment with the "creation of sound patterns". In order to keep experiment and imagination within reasonable bounds, we specified five different subjects: (1) Interval Signal for a broadcasting station, (2) Sound Track for Film or TV, advertising Holiday Camps or Foreign Travel, (3) Theme Music, for use in part (or parts) of an "A" certificate Science Fiction Film, (4) Advertisement Sound Track, for a new detergent, for use on film or TV, (5) A Composition, to be listened to for its own sake, and not as an accompaniment.

As might have been expected, the entries in Class B (employing two machines or more) attained a higher technical standard than those in Class A, and it was decided to award 4 prizes in Class B and 2 in Class A. Quite a number of entries (particularly for subject 5) showed that the rules had not been studied. Some ran too long, some used copyright material, and we even received a Harmonica Solo!

The judges were, as previously announced, Tristran Cary, Eric Tomlinson, Desmond Briscoe, Daphne Oram, and John Borwick. Occasionally an entry made a count of votes necessary, but for the most part the panel were unanimous in their selections. On one important point they were certainly in complete agreement viz. that entries from semi-professional tape enthusiasts, or those who had access to professional equipment, were at a distinct advantage compared with the average user of a single domestic recorder. Of course this arose from the terms of the competition—"anyone can enter"—but amateurs should not feel "elbowed out" of things on this account.

RESULTS

Class A: First Prize. A H.M.V. Tape Recorder, Model DSR1, complete with microphone and 1,200 ft. of Emitape—N. Rees, 25 College Road North, Blundellsands, Liverpool, 23.

Second Prize. A Gramplan DP/4 microphone—J. W. Williams, 10 Nab Wood Road, Shipley, Yorkshire.

Class B: First Prize. A Fi-Cord battery-operated portable recorder, including tape, batteries, microphone and battery charger—F. C. Judd, 152 Maybank Road, South Woodford, London, E.18.

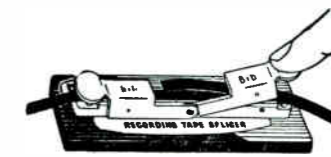
Second Prize. A Brenell Mark V Tape Deck—J. S. Harper, 82 Shaftesbury Avenue, London, W.1.

Third Prize. A Lustraphone Transistorised Mixer—Stuart Wynn Jones, 107 Fellows Road, London, N.W.3.

Fourth Prize. A Simon "Cadenza" ribbon microphone.

Consolation Prizes in both classes, each of one 1,200 ft. spool of M.S.S. recording tape, were awarded to all competitors who were judged to have produced "a good effort." In addition, free subscriptions to *The Tape Recorder*, and copies of "How to Splice Tape" were awarded to all entrants whose entries conformed to the rules of the competition.

Bib RECORDING TAPE SPLICER FOR EASIER AND ECONOMICAL TAPE EDITING



The easy-to-lift clamps on the new Mark II Bib Recording Tape Splicer are both hinged on the same side of the splicer, making the jointed tapes easy to remove. Precise, rapid tape jointing is ensured, and because you can use all the odd lengths of tape, you soon save the cost of the splicer.

Everyone who uses a tape recorder will need this little tool. It is indispensable. P. Wilson. "The Gramophone."

Send a stamped addressed envelope for a helpful leaflet on tape editing.

18/6 each (subject)

If you have difficulty obtaining a Bib splicer, let us know the name and address of your dealer.


Multicore Solders Ltd., Multicore Works, Hemel Hempstead, Herts. Tel: Boxmoor 3636

THE RECORDED PRODUCTION WAS BY YOU

PART ONE —

FINDING A PLAY AND CHOOSING A CAST

By **STEPHEN GRENFELL**



● As perhaps in no other medium, the amateur producer of tape programmes—drama or documentary—can draw on an unlimited professional example in the daily output of the BBC. Stephen Grenfell, shown above checking the "Radio Times" of that other BBC, the Barnham Broadcasting Corporation, with its Editor, Glynis Williams, has written and acted in a great many plays, in addition to putting on some of the best documentary programmes ever broadcast. Readers who enjoyed his "The Interviewer Was . . . You" feature in March, will welcome his helpful suggestions on the role of producer in this and subsequent articles.

* * *

THE more I travel around Britain—and I manage to cover a good many thousand miles every year—the more I become convinced that every second man, woman and child in the kingdom nurtures a deep and irrepressible desire to be an actor; or, if that is not possible, to be a writer. That, in these days when an ordinary, every day human being—with a gimmick he may not even be conscious of possessing—can become a television personality literally overnight, is the correct order of priority. Most radio listeners, as I have learned over the years, seem irrevocably wedded to the belief that actors and actresses make up the play at the microphone as they go along. Writers, to the listener, are small fry in the scheme of things. It's the man with the voice at the mike who counts.

The producer, vitally important though he is in a radio production, apparently counts for even less. A good producer does his job efficiently and unobtrusively; his name appears in very small print way down in the billing and few listeners apparently realise that he exists.

Producer's job is fascinating

Yet in a studio production the producer's job is probably the most fascinating of the lot. He has to put over, in words, music and sound effects, exactly what was in the writer's mind when he committed his idea to paper. The producer has to take the original script and time it with a stop-watch—playing all the parts himself and doing the sound effects—to see that its length bears some relation to the length he is aiming at. He will probably find in the script things that he feels want changing; lines of dialogue which can and must have more punch; scenes that add nothing to the story or the dramatic tension and which can well be cut; other scenes that must be added or rewritten to give the story its full dramatic value.

All these things the producer must discuss with the author so that he, the producer, can begin his production with the best possible script. Then he must decide on the players he is going to cast in the various roles; he must arrange the sound effects that are necessary to tell the story of the play or feature programme; he must choose the music he is going to use to give the dialogue a greater impact; he must arrange for a place to rehearse; and then he must rehearse and

direct his cast until he is satisfied that they are ready to record the programme or transmit it "live".

By any standards it's a tough and challenging job; and even in a TV-mad world a good radio producer is still a king-pin and worth more, probably, than he gets in hard cash. "Saturday Night Theatre"—on the Home Service of the BBC—can easily pull in a listening audience of two-and-a-half to three million and it's likely that a repeat broadcast the following week will gain another two million listeners

A home-radio producer

If you happen to possess a tape-recorder, and plenty of enthusiasm, you too can, if you so wish, become a radio producer; and it's my guess that you'll find it a fascinating and rewarding hobby. Of course you won't be getting audiences of millions like the BBC or Radio Luxemburg, but even if you can turn round at the end of a production and wipe the sweat off your brow in front of two dozen satisfied customers you will have made a good start.

To make this good start as a home radio-producer you mustn't begin by biting off more than you can chew. As you can't call on the facilities of a superbly equipped BBC studio there's not much future in choosing for your first effort an air-sea rescue epic, shall we say, that requires a cast of thirty, half-a-dozen microphones, distort devices and echo chambers, and dozens of special effects of modern aircraft at various stages of flight, lifeboats at sea, helicopters hovering above the ocean, and inflatable dinghies riding the waves.

You, as a newly-fledged producer of recorded programmes, will probably have only one microphone at your disposal. So you will have to cut your dramatic suit according to your radio cloth.

To mix a metaphor or two you would be wise to cut your teeth on a short, uncomplicated production which does not call for more than half-a-dozen actors, and which does not need the complete co-operation of the BBC effects department to put it over.

Let us assume that you have decided to open up your career as a producer with a thirty-minute programme.

You need a script

To start with you need a script. Well, you can hire one, borrow one or write one yourself. It may be that for years you have carried around in your head the plot of a play that you are determined to commit to paper. All right; go ahead and write it. If you want my advice I would suggest that you don't write a play which is set in a particular "heavily-accented" region—an American gang-war story or a drama about a love nest in Bradford. Nor do you want to attempt a play that bristles with Highland Scots, Welsh, County Down, Durham, Devonian and Southern Irish accents. Nothing sticks out of a production so much as badly executed regional accents, and amateurs, though they are anxious to attempt them, don't usually sound

(Continued on page 31.)

WHY?



DO WE SELL MORE TAPE RECORDERS THAN ANY OTHER OF THE 14,000 DEALERS HANDLING THEM IN THIS COUNTRY?

DO CUSTOMERS HUNDREDS OF MILES AWAY PREFER TO BUY FROM US, INSTEAD OF GOING TO THE SHOP ROUND THE CORNER?

- ★ Because we charge only 1s. in £ deposit (5%) for any machine.
- ★ Because the balance can be spread over 18 months with no interest charges.
- ★ Because you can spread over 2 years with only 1s. in £ charges.
- ★ Because we give free servicing for 12 months—no charges whatsoever.
- ★ Because our Mail Order Department covers the whole country and we deliver free anywhere in the United Kingdom.
- ★ Because we are appointed Main Agents for *all* the best makes.
- ★ Because we stock 200 new machines, 35 models; plus around 50 second-hand recorders.
- ★ Because we have so many sales that we firmly refuse to sell junk, just to make a profit out of you.
- ★ Because we give you excellent Commission, Free Tape, and Insurance offers.
- ★ Because we know Tape Recorders. Unless you are an expert, you must go to an expert firm which knows all the answers, and which can advise you in the light of experience gained from thousands of sales. Too many people get sold machines that are no good to them, because they have not come to us in the first place.
- ★ Because we will give you better value and better service for your money than any other firm; we are never willingly undersold.

If you want to buy a Tape Recorder and know nothing about them; if you are an expert and want to buy a professional machine; if you want to part-exchange a "pup" that someone else sold you for a *real* Tape Recorder; if you only want to buy a reel of tape, we are here to serve you.

Write, 'phone or call in NOW for free brochures and full details of all our terms & offers :
ENGLAND'S TAPE RECORDER CENTRE :

HOWARD
PHOTOGRAPHIC
218 HIGH ST · BROMLEY · KENT · RAV 4477

over-confident when they are trying to put lines across in anything from Lower Brooklyn to Upper Manchester Ship Canal.

There is also the question of the idiom in which you are writing. Write about the sort of people you know and meet in your everyday life. Put into their mouths the words they use in their ordinary speech, allowing yourself a little dramatic licence of course; and choose a theme and a setting that you know something about: the best playwrights write about things and people that they know; and unless you're a budding Bernard Shaw or an embryo J. B. Priestly it would be well if you copied the example of dramatists who have come up the hard way.

If you don't happen to have a play of your own you can always borrow a script or hire one. If you hear a short play which the BBC Drama Department broadcasts during one of its matinee spots, and you think it is something you and your team could handle, write to the author concerned. If it is an original play he will, in nine cases out of ten, own the copyright. And by law you may not use his work without his permission. In your letter explain clearly what you wish to do; that yours is an amateur organisation; that you do not intend to broadcast the play to a large audience, but to a small, non-paying audience consisting of the members of your group and their friends. Give an estimate of the number of times you intend to broadcast the recording you propose to make.

Ask the author

The author may charge you a few guineas for the permission to use his script; and he has every right to because a writer's scripts and ideas are his capital; but I have a feeling that most radio playwrights you approach will meet you more than half-way when they understand you are amateurs. Certainly I have never charged any amateur group a penny for the use of any of my radio scripts. It is just as well to remember, too, that most authors are vain to some extent; and a letter from you—asking for the use of a dramatist's play—which forgets to mention how moved, thrilled, delighted or overwhelmed you and your group were when you listened to the play might not be received with the interest you want to create.

Well, you now have a play: on with the show. The first problem you have to face is casting. This isn't as easy as it sounds, but it will be a lot easier if *you*, and you alone, do the casting. Amateur actors and actresses are very human, and sometimes just a little self-centred and intense; and your team will probably have very definite ideas on the parts they want to play. You have got to be firm, without being a petty tyrant. With your most charming and most determined smile, allocate the various roles to the people who, in your opinion, are best suited to play them. Don't let your heart rule your head. Angela might be the most adorable young woman in the world as far as you personally are concerned. You want to marry her as soon as possible. This, however, does not mean that she will of necessity be any great shakes as Lady Macbeth. Steel your heart, look Angela straight in her beautiful face, and tell her that she is going to have no more than "a spit and a cough" as Lady Agatha's personal maid; and that if she handles this assignment successfully you will give her more to do in your next epic.

Let the cast have their heads

As you are having to handle amateurs don't try them too hard. If a particular part calls for a hoarse, gravelly, sixty-year-old taxi-driver's voice don't give it to the youngest angry young man in your cast. Give it to one of your middle-aged or elderly male members; and let the angry young man tackle the role of the angry young man; he's going to feel a lot happier that way.

Welcome suggestions from your cast, but avoid letting their enthusiasm get the better of them. You'll never get very far if every



Stephen Grenfell is seen recording in Ghent, outside a café which was previously a gallows. This assignment was one of a number of recordings he made for the BBC's programme "Holiday Hour."

time a young actress has to say: "Dinner is served, my lord," she hurls her script into the fireplace, looks at you soulfully and intones those famous last words: "But, *dahling*, it just isn't me! It really isn't!"

So let your cast have their heads within reason, as long as you keep a tight rein on them and don't let them take over completely. No amateur production is ever such a shambles as the one in which the entire cast is determinedly doing the production, while the harassed producer sits huddled in his chair and does no more than miserably time the proceedings with a stop-watch.

Now all these pieces of advice might sound gratuitous and self-evident to you; but I have acted as midwife to enough amateur productions to feel that they need to be offered.

Typing extra scripts

Well, as I said, you have got yourself a script: and that is exactly what you have got—one script. As your cast of six or seven can't very well crowd round each other in a top-heavy spiral and act their heads off from one script, you obviously want more copies. Cunningly, therefore, you will have forestalled this problem by press-ganging into your outfit a typewriter from somewhere and an efficient secretary to operate it. Carefully treated she will canalise her dramatic enthusiasm into typing—on one side of the paper and in double spacing with a good solid margin—enough copies of the play for you to begin rehearsals. You are going to find that in this new hobby a typewriter is every bit as necessary as a tape-recorder. Lacking a typewriter you will have to dig into your subscription fund to send the script to a typewriting and duplicating bureau for the requisite number of copies to be made.

When the copies are ready have a conference, allocate the parts to members of your cast, hand every actor and actress a copy of the script and give them a week to go away and read the play and get the feel of the story.

Then have a restful week yourself and a course of tranquilizers and/or pep-pills, because your headaches are just beginning.

Stephen Grenfell


CAPE SUBAMPLIFIER UNITS

coupling Tape head, Microphone, Pick-up, etc., to preamplifier with additional gain. Frequency correction; monaural or stereo. Ten Models, from £3.10.0. Write for data sheet S.A.

CAPE ELECTROPHONICS LTD.

43-45 SHIRLEY HIGH STREET, SOUTHAMPTON

A REVOLUTIONARY NEW BRITISH INVENTION!



Gramdeck GRAMOPHONE TAPE RECORDER

- Instantly turns your gramophone into a first-class Tape-Recorder.
- As easy as putting on a record. Slip it on—it's a tape-recorder! Lift it off—it's a record-player!
- Records direct from radio or microphone.
- Plays back at the flick of a switch through gramophone or radio.

"Lifelike realism"

SAYS **TED HEATH**



"Far better than anything I have heard for a long time".

ONLY **£13.12s**

Special moving-coil microphone and tape extra.

EASY TERMS

- ★ Plays at 7½" per sec. Other speeds if desired.
- ★ Uses standard single or double-track tape.
- ★ Erase head. Fast motor rewind or hand rewind.
- ★ Instantly plays back through gramophone or radio.
- ★ Enables you to record out-doors too!
- ★ Tone as good as you get from your radio or gramophone!

"Ingenious—simple . . . why on earth did no one think of it before!"—*The Tape Recorder*.
 "Ingenious and robust."—*British Sound Recording Association Journal*.
 "Quality of reproduction excellent . . . real hi-fi results. . . potential is tremendous . . . both designer and manufacturer should be congratulated."—*British Radio & TV Retailers' Review*.
 "Better than many so-called hi-fi recorders . . . robust . . . carefully designed . . . excellent value."—*Amateur Cine World*.

MADE BY THE FIRM THAT MAKES RADAR EQUIPMENT FOR VISCOUNTS & BRITANNIAS

ALL THE ADVANTAGES OF A TAPE RECORDER FROM YOUR RECORD PLAYER OR RADIOGRAM—AT LITTLE EXTRA COST

Gramdeck is completely new . . . a revolutionary and ingenious invention that instantly turns your gramophone into a tape-recorder and back into a gramophone at will! Slip the Gramdeck on to your turntable and you have the finest tape-recorder you've ever heard. Lift it off . . . your gramophone is ready to play records again. There are no motors or valves to go wrong—and you get a quality of reproduction that has to be heard to be believed! Everyone is praising the Gramdeck. "The quality is at least equal to that obtained from a good micro-groove disc," says a leading professional journal.

WORKS FROM ANY RECORD-PLAYER OR RADIOGRAM

Hear music, speech . . . your favourite radio programme . . . the voices of your family—Gramdeck can record and reproduce them all with a wonderful depth and breadth of tone.

And, because Gramdeck uses the equipment you already possess in your own gramophone, it costs a mere fraction of the high-quality tape-recorder normally required to obtain such excellent results. Full details, technical specifications, photographs, Easy Terms . . . everything you want to know about the amazing Gramdeck, are given in the fully-illustrated Gramdeck Book. Find out how you, too, can so easily have full tape-recording facilities! Send for the Gramdeck Book today. It's FREE!

Free!



FREE BOOK—POST NOW!

I would like to know how to turn my gramophone into a first-class tape-recorder . . . please send me the Gramdeck Book—FREE and without obligation. (Write if you prefer not to cut page).

NAME

ADDRESS

GRAMDECK (Dept. TA/807) 29 WRIGHT'S LANE
KENSINGTON, LONDON, W.8

Gramdeck GRAMOPHONE TAPE RECORDER

BRINGS HIGH QUALITY TAPE RECORDING INTO EVERY HOME

GRAMDECK TURNS A TURNTABLE INTO A TAPE-RECORDER

Readers' Problems

★ Do you have any questions on tape recording—technical or otherwise? If so, send them to our Editorial Office and we will find the answer or invite readers to help. But please limit each letter to a single query to help us in answering.

Weighted noise levels

Dear Sir:—What does it mean in technical reports or reviews of tape recorders when the noise level is quoted as so many dB "weighted", and something else "unweighted"? Does this refer to different kinds of noise, or what? I know that the total noise will usually include mains hum at 50 c/s and harmonics, and valve hiss, etc., but I would like to have an explanation of this "weighting" terminology.

Yours faithfully, G. W. Leith.

In measuring the signal to noise ratio in a tape recorder, or an amplifier, the meter determines the level of the noise output relative to some standard signal. If the meter employed has an equal response to all frequencies, then the ratio obtained is said to be "unweighted", and this figure has at least the advantage that the relative performance of different machines may be easily checked with any ordinary meter.

The unweighted signal/noise ratio is, however, unrealistic insofar as it fails to take into account the ear's relative insensitivity to very low and very high frequencies at ordinary listening levels. It is found that a better idea of the true nuisance value of noise is obtained if the meter is "weighted", i.e., given a curved response characteristic which dips at either end of the spectrum to form a mirror image of the ear's response to sounds at a level of 40 phons above the threshold.

It follows that "weighted" ratios are greater than "unweighted" ones, particularly if hum is present in any marked degree. James Moir will be dealing with the whole subject of noise measurement in an article in his new series on "Testing Tape Recorders".

Unwanted superimposition

Dear Sir: I have recently bought a Philips EL3538 recorder, and one of the first things I did was to send a message tape to my brother, who has had a Regentone for about nine months. The quality of the recording, made at 3½ ips was excellent on playback, and I sent it off very pleased with everything.

He subsequently replied, and it was then that an odd phenomena occurred which neither of us, in our inexperience, can explain. His reply, recorded on top of my message, had the effect when played through my machine of a superimposition on my original recording. My voice and the others on the first tape could be heard quite distinctly in the background, and of course especially during all pauses in the second recording. Naturally I was puzzled as to why he had not noticed this defect on playback on his own machine, which he stated he had done (play back that is) before posting, and therefore kept the tape intact until he came home a few days later, so that I could demonstrate.

Incredibly (to me!) though, on playing back the second time, supposedly to show him what I was talking about, there was no background conversation whatsoever to be heard. It was a perfectly normal tape. The interval between his recording and my first playback was four days, and between the first and second playback, about a week. Can you explain this peculiarity to me please?

Yours faithfully, Miss H. J. M. F., Malvern.

The trouble here would appear to be a case of misalignment but we are not absolutely certain where to put the blame. If your brother's machine had an erase head which was slightly out of line, then it could happen that it would only partially erase your recording at the time he recorded his reply. You would then hear a mixture, which might conceivably have cleared itself up a

week later due to the slight loss of weak signals only which is sometimes associated with fast wind and rewind.

The fact that he heard only his own recording, when playing back prior to posting, could be explained if the narrower track of his record/replay head only scanned the tape over a line correctly wiped by his erase head. But perhaps other readers have laid this particular "ghost" successfully, and can let us hear about it.

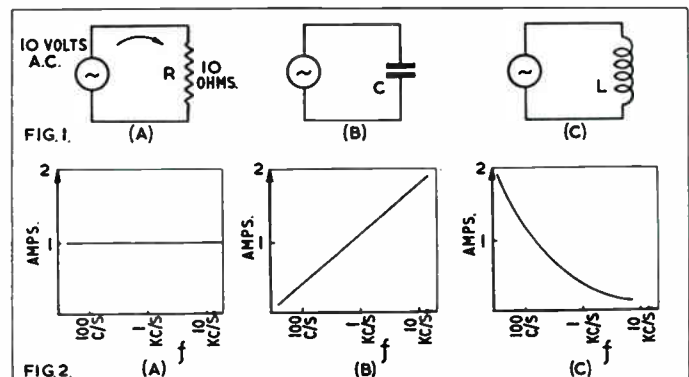
Capacitors

Dear Sir: Could you please refresh my memory as to why a capacitor can be used as a filter in a cross-over network (where it filters out the L.F. content), and yet the capacitor between say pre-amp and main amplifier must pass the whole frequency range of the signal?

I ought to know this from earlier years' studies, but I regret I have apparently forgotten this completely.

Yours sincerely, M. R. R., Bradford.

The short answer is that it all depends on the value of the capacitor (what we used to call a condenser), but you will obviously want a longer answer than that! You will remember that resistance is measured in ohms, and that the number of ohms of a given



resistor is the number of volts required to drive 1 ampere of current through it. (See figs. 1a and 2a).

Now the properties of capacitance and inductance resemble resistance, in that they can be said to oppose the flow of current. But they differ from resistance in one important respect, viz., they do not offer the same opposition to all frequencies. A capacitor offers an increasingly difficult path to low frequencies (fig. 2b). So, for a given value of applied AC volts, the current through a capacitor falls to an insignificant value below some frequency which depends on the value of the capacitor. (See my opening sentence.) In the case of lumped inductance, as in a choke or coil, we have the same situation in reverse, i.e., high frequencies are attenuated and low frequencies have an easy path (fig. 2c).

So to return to your original question, the coupling capacitor between one stage and another is chosen to have an appropriate value to pass all frequencies equally (unless some bass cut is required) whereas the correct value of capacitance to use in a crossover network is that which, in combination with the other impedances present, will act as a "gate" to separate highs from lows.

TAPE RECORDERS · AUDIO EQUIPMENT · DISC CUTTING STD & LP FROM TAPE · STUDIO FACILITIES · HIRE SERVICE · SALES · EXCHANGES

MAGNEGRAPH

1 Hanway Place, London, W.1

Tel: LAN 2156



Now the

Crystal Cadenza

Professional Quality - at a price for everyone

Answering the demand for a low-priced, quality microphone—the Crystal Cadenza. It has the high standard of workmanship and styling you associate with the Cadenza Ribbon microphone, plus a few advantages of its own. It's robust and handy, with top crystal performance and its low price makes it an ideal second microphone for studio work, or an excellent partner to your tape recorder. Call in at your local dealer's and look it over—handle it, listen to its performance and you'll see why the Cadenza Crystal is getting such a warm welcome.

Crystal Cadenza Microphone

Open circuit sensitivity	-47dB referred to 1 volt/dyne/cm ²
Frequency range	30 to 8000 c/s
Optimum load	10 megohms
Minimum load	1 megohm
Recommended amplifier sensitivity	1 - 10mV approx.

Mounting head hinged on desk stand for adjustment to best recording angle.

price 3¹/₂ guineas

Simon Sound Service Ltd

Recorder House

46-50 George St., Portman Square, London, W.1

TA 1044

R. B. TAPES Co. LTD.

FOR

**Tape Recorder
Specialists**



**Agents for Wyndors,
Grundig, Telefunken, etc.**

To all owners of the Collaro Mark III and IV Tape Deck, we can convert your deck to give 1⁷/₈ i.p.s. in place of/or in addition to 15 i.p.s. for only 3 gns., thus giving 8¹/₂ hours playing time with the reversible track change.

All tape recorders can be obtained for a minimum deposit and up to 2 years to pay. R.B. Tapes Co. Ltd. give their own 12 months guarantee with free after sales service.

FREE two tapes given with every tape recorder purchased

Sound Belle



26 GNS. 66s. Deposit

Write, call or phone for **FREE** booklet on Tape Recorders.

OPEN ALL DAY SATURDAY

(DEPARTMENT TR)

**179, STOKE NEWINGTON HIGH STREET
LONDON, N.16**

PHONE: CLI. 9477

Sound Prince



34 GNS. 74s. Deposit

By James Moir

REVIEWING TAPE RECORDERS

PART TWO — FREQUENCY STANDARDS

THE choice of the "best" recording characteristic is a matter of considerable difficulty, and indeed there is no single optimum recording characteristic (though there may be a best for one particular type of music). The final choice is always a compromise, and is the recording characteristic that produces the best results when using average tapes to record typical music under normal studio conditions. This apparently simple problem of determining the best recording characteristic has occupied a large number of the best brains in Europe for several years, and there is now a large measure of agreement. This has been secured through one of the international standardising organisations, the International Radio Consultative Committee. The result is generally known as the C.C.I.R. characteristic.

There are some fundamental difficulties in measuring the flux density recorded on the tape, and, in consequence, the recording characteristic is specified in terms of a replay characteristic. The agreed C.C.I.R. recording characteristic is secured when a flat overall response is obtained from a record/replay chain in which the replay equipment has the response curve shown in fig. 4.

This indirect method of specifying the recording characteristic is used because there was, at the time of standardisation, no un-



The Simon SP4 recorder was reviewed in March, and has an excellent frequency response.

ambiguous method of measuring the flux density impressed on the tape. The performance of a replay chain may easily be measured, the only equipment required being an oscillator, attenuator and valve voltmeter, whereas the determination of the surface magnetic induction on the tape is extremely difficult. There is no magnetic equivalent to the Buchman-Meyer method of measuring the groove amplitude on a gramophone record.

NARTB used in America

The American companies and broadcast organisations have separately agreed on a slightly different curve, the N.A.R.T.B. (National Association of Radio and Television Broadcasters) replay characteristic shown in fig. 4. The shape of the replay response indicates that more HF boost is used in recording than when recording to C.C.I.R. standards. It is now some years since the C.C.I.R. standard was chosen, and I would hazard a guess that, if and when the standard is revised, it will be brought into line with the American N.A.R.T.B. standard, for this appears to result in a slightly better signal/noise ratio than the C.C.I.R. response curve.

Most domestic tape recorders claim that their recording amplifier is equalised to C.C.I.R. standards, but in some of the cheaper ones this is something of a gesture rather than an accomplishment, for though the overall response may be moderately flat it is often secured by under-emphasis in replay and over-emphasis in recording. Commercially recorded tapes are all made to C.C.I.R. standards, and the optimum performance is not secured when replaying on these machines.

The uncorrected curve

The fundamental processes of magnetic recording result in the voltage across the replay head having an output voltage/frequency response similar to that shown in fig. 5, when the record head is excited by a constant current at all frequencies. The C.C.I.R. standard requires that the low frequency loss be corrected in the replay



ALL YOUR
RECORDINGS CAN BE
FOUND QUICKLY AND
EASILY BY USING —

METRO-TABS

3/11 per set

A new and scientific device designed to clean the record and erase heads of your tape recorder, and to reduce faults caused by oxide deposits. Price 12/6



Write for illustrated leaflets to:

METRO-SOUND MFG., CO. LTD.

19a BUCKINGHAM ROAD
LONDON N.1

Telephone: CLIssold 8506/7

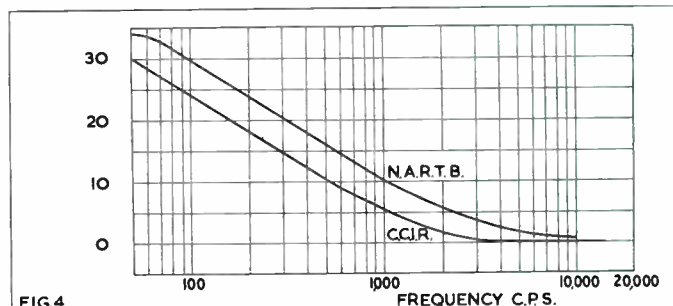


FIG. 4. Replay characteristics for the two standards now in use.

amplifier, which must have a frequency response that rises at 6 dB/octave below a frequency of 1,700 c/s approximately (for a tape speed of $7\frac{1}{2}$ i/s). Thus at 50 c/s the replay amplifier must have a gain 30 dB higher than at 1,000 c/s. Above 1,700 c/s the replay response departs from the 6 dB/octave slope, thus providing some compensation for the HF losses in recording.

The remainder of the correction required to turn the basic head response of fig. 5 into the C.C.I.R. recording characteristic must

(Continued on page 37.)

Get it TAPED — to perfection

naturally



on



SIZES	STANDARD			LONG PLAY			
	FEET	TOTAL RUNNING TIME (78 I.P.S.)	PRICE £ S. D.	FEET	TOTAL RUNNING TIME (78 I.P.S.)	PRICE £ S. D.	
3"	150	8 MINS	5 6	225	12 MINS	8 6	
4"	300	16 "	10 0	450	25 "	14 6	
5"	600	32 "	1 0 0	850	45½"	1 8 0	
5½"	850	45½"	1 7 6	1200	1 HR 4 MINS	1 15 0	
7"	1200	1 HR 4 MINS	1 15 0	1800	1..36 "	2 10 0	
8½"	1750	1..33 "	2 10 0	2400	2.. 8 "	3 10 0	
		DOUBLE PLAY		SUPERGRADE			
3"	300	16 MINS	10 6				
5"	1200	1 HR 4 "	2 5 0				
5½"	1800	1..36 "	3 10 0				
7"	2400	2.. 8 "	4 0 0	1200	1 HR 4 MINS	2 18 6	

MSS Mastertape

MSS RECORDING COMPANY LIMITED, COLNBROOK, BUCKS. TEL. COLNBROOK 2431
MSS SHOWROOM AND STUDIO: 21 BLOOMSBURY STREET, LONDON W1

FRANCIS OF STREATHAM

● The Centre for Prompt Personal Attention and respect for your Pocket

NO EXTRA FOR CREDIT

No interest or charges on H.P. up to 18 months
FREE SERVICE WHILST UNDER GUARANTEE

HIRE SERVICE

Tape Recorders available on hire from 45/- per week.

MICROPHONES AND MIXERS

	£	s.	d.
Lustraphone "Lustrette" M/C	3	7	6
Lustraphone VR/64 Ribbon	7	17	6
Lustraphone LFV/59 Dynamic	8	18	6
Simon "Cadenza" complete	10	10	0
Grundig GCM 3	6	6	0
Reslo Ribbon	8	15	0
TSL 3-Channel Mixer	2	2	0
Grundig Mixer	16	16	0

Also by Ronette, Acos, etc. We will gladly advise on the type best suited to your requirements.

HI-FI & ASSOCIATED EQUIPMENT

	£	s.	d.		£	s.	d.
Rogers Junior FM	24	13	5	Pye AM/FM	30	9	0
Tuner	27	6	0	Collaro 4T200	18	13	0
Armstrong ST.3	23	15	2	Lenco GL/58	19	17	6
Dulci AM/FM	22	15	8	cartridge	22	7	3
Jason FM	25	7	3	Garrard 301	31	10	0
Jason JTV/2	22	0	7	Pamphonic 3000	30	9	0
Pye FM	26	5	0	Leak Stereo 20			
Trixtereo	18	17	8	Loudspeakers by—			
Garrard 4HF				Expert, C.G., W.B., Pye,			
				Wnarfedale etc.			

TAPE TO DISC AND TAPE COPY SERVICE

- ★ COMPLETE TAPE RECORDER SPECIALISTS
- ★ LARGEST SELECTION OF LATEST MODELS

Amplion	26½	gns.	*Reflectograph 500	94	gns.
Balmoral	43	gns.	*Reflectograph 570		
*Brenell Mk. V	64	gns.	Stereo	149	gns.
Brenell 3 star	58	gns.	Sagatone	38	gns.
*Brenell 3 Star Stereo	89	gns.	*Saba	89	gns.
E.A.R.	28	gns.	*Simon SP4	95	gns.
*Elektron 4 Track Stereo	77	gns.	Simon Minstrelle	39	gns.
Elizabethan Avon	27	gns.	Spectone 161	49	gns.
Elizabethan "Princess"	39	gns.	*Telefunken KL85	75	gns.
Elizabethan Major	59	gns.	*Telefunken 85K	79	gns.
E.M.I. TR.51	100	gns.	*Telefunken 75/15	50	gns.
*Ferrograph 4AN	81	gns.	Trix	29	gns.
*Ferrograph 4AN/H	86	gns.	Verdik	45	gns.
*Ferrograph 4AN/S	88	gns.	*Veritone "Venus"	58	gns.
Ferrograph Stereo-Ad.	30	gns.	*Vortexion WVA	£93 13 0	
Fidelity Argyll	29	gns.	*Vortexion WVB	£110 3 0	
*Grundig TK60 Stereo	128	gns.	Walter 101	29	gns.
Grundig TK20	52	gns.	Walter 303 De Luxe	42	gns.
*Grundig TK25	62	gns.	Walter 505	57	gns.
*Grundig TK30	72	gns.	Wyndor Viscount	49	gns.
*Grundig TK35	82	gns.			
Ferrograph 808 Stereo	105	gns.			
*Harting	81	gns.			
*Harting 4 Track Stereo	86	gns.			
*Korting 4 Track Stereo	68	gns.			
Magnafon Minstrel	49	gns.			
Philips EL 3527	39	gns.			
Philips 8108G	62	gns.			

BATTERY RECORDERS

Grundig "Cub"	26	gns.
Clarion	25	gns.
Minivox	37	gns.
Fi-Cord	59	gns.
Stuzzi "Magnet"	69	gns.

ALWAYS AVAILABLE Pre-Recorded Tapes by Saga and "Music on Tape," etc.
ALSO Tapes of every size and type by leading makers ready for prompt dispatch.

169-171 STREATHAM HIGH ROAD, LONDON, S.W.16

Between St. Leonard's Church and Streatham Station

STReatham 0466/0192

REVIEWING TAPE RECORDERS—(continued)

be provided by the recording engineer. The compensation required varies with the make and type of tape being used, and, while this introduces little complication into commercial recordings, it means that the designed overall response curve will only be secured from a domestic tape recorder when the make of tape specified by the designer is being used on the machine.

Head losses

Apart from the tape equalisation required to achieve the C.C.I.R. recording characteristic, and to correct for the basic replay head performance, additional equalisation must be introduced to correct for the frequency-dependant losses in record and replay heads. Thus the overall response curve of a tape recorder is the sum of the basic response curve, equalisation for the particular tape being used, correction for the record and replay head losses, plus the shaping required to produce the C.C.I.R. response. Bearing in mind the difficulty of matching a loss curve with its equalisation curve, it is hardly to be expected that the final overall response will be quite as smooth between the upper and lower frequency limits as can be obtained in a typical high fidelity amplifier. In my opinion, smoothness of response between say 70 and 10,000 c/s is more important than any extension of the frequency range beyond 14,000 c/s.

Tape speeds

The frequency range that can be obtained from any machine is ultimately limited by the tape speed. Current machines may obtain a response that is flat within 3 dB ($\pm 1\frac{1}{2}$ dB) between 50 and about 18,000 c/s at a tape speed of $7\frac{1}{2}$ i/s, and 50 to about 13,000 c/s at a tape speed of $3\frac{1}{2}$ i/s. Tape speeds of 30 and 15 i/s are almost obsolete in domestic machines, for an adequate performance can be secured from tape running at $7\frac{1}{2}$ i/s.

Practically all tape machines include some form of tone control that allows the extreme ends of the frequency range to be adjusted to suit the user's taste. When the millenium arrives this will not be necessary, but at the moment, and for a long time to come, every user will demand some form of adjustment to compensate for the differences between loudspeakers, rooms, microphones and for differences of opinion as to what constitutes good reproduction.

Tape records

The sales of commercially recorded tapes have hardly set the world on fire, rather suggesting that few purchasers of a recorder use tapes as a replacement for gramophone records. When using the machine to replay these commercially recorded tapes, the response of the "record" side of the equipment is of no significance. Thus several

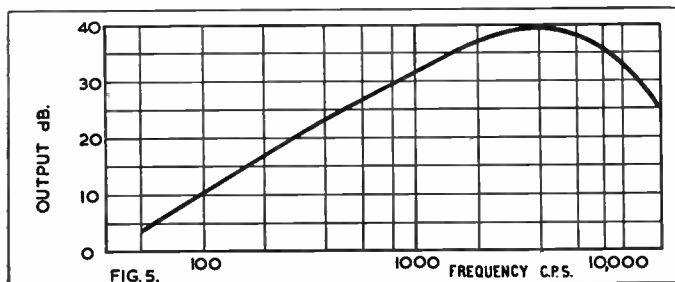



Fig. 5. Uncorrected response of record/replay heads

response curves have to be measured. The first curves are taken with a standard test tape carrying test signals covering the frequency range between 40 and 10,000 c/s. The tone controls are first set to "max" and then to "min", it being assumed that any desired response between these two limits can be obtained by appropriate settings of the two tone controls. This assumption is not always true, for some of the cheaper machines use tone control circuits in which there is interaction between the two controls, the setting of one control affecting the performance of the other.

The curves are then repeated using an oscillator input signal to the "microphone input" socket in place of a test tape, a procedure that checks the performance of the complete record/replay system.

Many machines particularly those of continental origin, include an extra output socket intended to feed an external amplifier. This is a good scheme, for the signal may be taken out at some point before the output stage, thus eliminating the major source of harmonic distortion

The Taplin-Hurst Balmoral recorder was reviewed in June, and found to possess a frequency response adequate for amateur use.



in domestic machines, a subject that will be dealt with in a later instalment. When such a socket is included, the output is generally not controlled by the tone controls or the volume control. More precise correction can thus be obtained, some domestic machines achieving a performance at this socket that is of professional standard.

Test tape is used

When testing frequency response, the E.M.I. test tape TBT 1 is used, but it is frequently checked against a professional EMI test tape (SRT 13) to confirm that all is well. Most of the better machines are checked using the SRT 13 tape itself, to minimise possible discrepancies. The output voltage is measured across a resistance load equal to the impedance of the extension speaker specified by the designer of the machine, an Advance Advac valve voltmeter being used. Where an extra output socket is fitted, the response curve is repeated using the Advac alone across the socket. As previously noted, the designed performance is rarely secured unless the make of tape specified by the designer is used, so this precaution is always taken. The results are presented in the form of curves to avoid any ambiguity, and to indicate, when it occurs, that the middle range response includes a few "wiggles".

J. Moir.

QUALITY TAPE RECORDER SPECIALISTS

Officially Appointed Agents for:—

- ★ FERROGRAPH
- ★ REFLECTOGRAPH
- ★ SIMON
- ★ GRUNDIG
- ★ REPS
- ★ BRENNELL
- ★ TANDBERG
- ★ VORTEXION



ALSO IN STOCK

TELEFUNKEN
STUZZI-MAGNETTE
SPECTONE
MAGNAFON
REGENTONE
SOUND

FERGUSON
BALMORAL
SABA
CLARION
KURLAND
PERTH-SAJA

ELECTRON
HARTING
TRUVOX
VERITONE
FI-CORD
ARGYLL

NO INTEREST TERMS!

With Free Insurance on your Payments

150 MODELS ON DISPLAY — FREE MAINTENANCE
2/- IN THE £ DEPOSIT

BEST PART EXCHANGE


on your Tape Recorder, Record Player

REW EARLSFIELD LTD, 545 Garratt Lane, S.W.18. WIM 0709

10 mins. from Tooting Broadway 100 yds. from Earlsfield Station

PHILIPS TAPES... better for all tape recorders!

On any tape recorder, Philips Tape gives you better results. It has great sensitivity, a very wide frequency range, and extremely low noise level. This superlative tape is equally good for music or voice recording. Available in all reel sizes from 3" to 7". For those building up a tape library, Philips 7" reels are specially packed in durable books designed for convenient storage, and quick easy reference.



- * Strong pvc base.
- * Resistant to stretch, snapping and tearing
- * Powerful adhesion of magnetic coating
- * Unvarying high-quality performance
- * Standard, long-play, and double-play tapes available



PHILIPS ELECTRICAL LTD · CENTURY HOUSE · SHAFTESBURY AVENUE · LONDON WC2

(PR2916)



the **FINEST TAPE RECORDERS** on **INTEREST FREE TERMS**....

Write, Phone or Call today. You can buy by post with perfect confidence

I know how difficult it is to choose *the* Tape Recorder. That is why more and more people come to the Royal Opera Arcade, because my advice, personal attention, and help are freely given. Full demonstrations at any time and you can always examine and hear the latest and most interesting machines. Remember—I am here to help you.

LAURENCE DICKINSON.

Leaflets gladly sent if you are unable to call.

WHY not add a tape deck with pre amp to your present equipment. We highly recommend the Telefunken deck at 63 gns. Details on request.



NEW! Two fine machines for Stereo Record and play back both with 4 mono-aural tracks or two stereo tracks.

Harting HM8 86 gns.

Kurting (3 1/2 I.P.S.) 68 gns.

• Send now for full details. •

Dickinsons of Pall Mall Ltd.

11 Royal Opera Arcade, Pall Mall, S.W.1

TRA 2881

The Royal Opera Arcade lies behind Her Majesty's Theatre in the Haymarket (one minute from Piccadilly Circus or Trafalgar Square)

MODEL	Cash Price	Deposit	12 Month ^y Payments
	Gns.	£ s. d.	£ s. d.
Geloso	26 1/2	3 17 6	2 0 0
Philips EL3527	39	4 19 0	3 0 0
Elizabethan Princess	39	4 19 0	3 0 0
Saja Standard	45	6 5 0	3 8 4
Electron	47 1/2	6 17 6	3 12 2
Wyndson Viscount	49	6 19 0	3 14 2
Spectone 161 ex Tape	49	6 19 0	3 14 2
H.M.V.	50	7 0 0	3 15 10
Telefunken 75 KB with mike	56	7 6 0	4 5 10
Brenell 3 star	58	7 10 0	4 9 0
Varitone Portable	58	7 10 0	4 9 0
Fi-Cord	59	7 19 0	4 10 0
Elizabethan Major	59	7 19 0	4 10 0
Grundig TK25*	62	8 2 0	4 15 0
Telefunken Deck with Pre-amp*	63	8 3 0	4 16 8
Philips 8108	62	8 2 0	4 15 0
Varitone Venus*	66	8 9 0	5 2 6
Kurting	68	8 8 0	5 5 0
Brenell Mk V with mic.	69	8 11 0	5 5 6
Grundig TK30*	72	9 12 0	5 10 0
Telefunken 85 3w.*	75	9 15 0	5 15 0
Telefunken 85 6w.*	79	9 19 0	6 1 8
Grundig TK35*	82	10 12 0	6 5 8
Harting HM 8	86	12 6 0	6 10 0
Sabafon Automatic*	89	13 19 0	6 13 4
Simon SP4*	95	14 15 0	7 1 8
Tandberg 4TR*	124	20 4 0	9 3 4

All machines are complete with tape and microphone, except those marked * which are without microphone.

... tape recorder workbench

Practical suggestions for the tape handyman _____ by A. Bartlett Still

No. 9 ROUTINE MAINTENANCE

AS I promised at the end of my notes last month, I propose now to deal once more with the question of maintenance of tape recorders, this time looking at the electronic chassis. To those of my readers who are already saying to themselves that with their inadequate knowledge of electronics they had better let well alone I would hasten to say that, largely, that is my advice to anybody!


The great beauty of electronic apparatus of any sort is that it does not need maintenance. In other words, you don't touch it while it works! However, to prove that I am not writing this month's column under false pretences, let me point out that 80 or 90% of the faults that arise in the electronics department of a tape recorder are switching faults, and switches are mechanical devices to which attention can be given easily, and to good effect. The symptoms of a switch fault are usually a crackling noise, intermittent or continuous, or a failure to work at all unless the switch is operated a few times.

Deterioration in performance

The remaining faults are usually indicated by a general deterioration in performance, or a sudden cessation, which may or may not be accompanied by a smell of burning! Finally, crackling noises of various sorts may become evident that cannot be easily associated with a selector switch.

This rough and ready bracketing of possible faults into four categories has been carried out with a view to determining just what we can do, simply, to prevent them arising. The slow

deterioration in performance does in fact start, unnoticeably, when the machine is first used. This represents the usage of available valve life and is accepted. A sudden and complete failure to operate will probably be due to a random component



An important part of the routine maintenance of all electronic equipment is regular checking of switch contacts.

failure and cannot be guarded against (except in the original design). Those who have a suitable voltmeter available can, however, simplify "trouble-shooting" by preparing a table of HT voltages, etc., at the various points while all is in order. Comparison can often show where a fault of this nature lies.

A table of this kind should not only show where HT is present, and its magnitude, but also where it is absent. Voltage in the wrong place may be the cause of the smell and indicate a capacitor break-down! A more serious fault of this nature may show itself by the persistent blowing of fuses, it should *not* be overcome by the fitting of a heavier fuse.

Leaving the subject of switches on one side for a moment, let us look at the other causes of crackle. Crackling will usually indicate a poor connection, either wanted or unwanted. Dirty valve pins, making a poor connection in the holder, is one example, curable with a pocket-knife blade. A worn track on a potentiometer is another, requiring replacement. A common example of an unwanted connection is the wearing away of insulation on a wire where it touches part of the metal work.

Any such points can be located and reinforced with a bit of insulating tape, either round the wire or on the offending metal edge. Dry-soldered joints are, happily, not common these days, but they do occur. Such a joint will usually have a "powdery" look, or the solder will have formed itself into a small globule and not be "faired in" to the tag. Such a joint can be loosened completely by a few judicious tugs on the wire, and must be resoldered, cleaning wire and tag if necessary.

Check the switches

There can be no doubt, however, that the most profitable way in which attention can be given to the "Electronics Department", with a view to preventing trouble at a later date, is to deal with the various switch contacts. These are often made of brass or phosphor bronze, silverplated, mounted on either paxolin or plastic. Heavy oxidation of the plating is one possible cause of trouble that can be largely prevented by the introduction of a smear of vaseline. Switch cleaning fluids are available, usually consisting of a cleansing solvent which, after evaporation, leaves a lubricating film. Such fluids should always be used sparingly, particularly on continental machines where the switch banks, like the heads, often use a plastic that is soluble in Carbon Tetrachloride.

One final point, valves dissipate a fair amount of heat, which could adversely affect the performances or life of other components. Unless the makers specifically allow it, never run your machine with the lid closed, and if it has ventilation louvres in the bottom, watch that they are not restricted by a soft rug or carpet if the machine is stood on the floor.

Next month I shall be suggesting ways of connecting your machine to other apparatus to obtain the best playback performance.

LOOK FOR THIS SYMBOL



PRODUCT

The S.K. trademark has now been adopted for all products designed and manufactured by Stanley Kelly. It is your guarantee of Quality of purpose, design and production.

ROMAGNA ◆ **REPRODUCERS**

E N F I E L D M I D D X

All enquires to: K. H. Williman & Co. Ltd.,
11 Blackford House, Sutton, Surrey. Phone: Vigilant 3700

DAR260TR

THIS or THIS?



GRUNDIG TK 30



TELEFUNKEN 75K-15

The Best way to choose is to have a full demonstration. In other words come to The Recorder Co. and see the whole range of Tape Recorders available, side by side, so that you can appreciate the merits of one against the other in open competition. The price range of Recorders offered is from £25 to £155. If you live too far to call, our mail order Department is at your service.

★ We are mail-order specialists—free catalogues and full information on request.

★ Open all day Saturday. Fridays until 6-30 p.m.

★ Free Insurance Policy covering your payments in the event of sickness, accident or unemployment, etc.

★ INTEREST FREE H.P. TERMS

THE RECORDER CO.

(Dept. R) 188, West End Lane,
WEST HAMPSTEAD, LONDON, N.W.6

'Phone: SW1 4977



LD/66



A new dynamic model in the best traditions of fine microphone design

A completely new dynamic (moving-coil) LUSTRAPHONE MICROPHONE produced specially to meet the demand for an instrument embodying first-class design, robust construction and professional standards of production. MODEL LD/66 is available as a Hand/Table model or with special swivel for stand mounting. In high or low impedance for direct connection to all types of recorders. With 6' cable. In cream colour polystyrene housing.

LEAFLET ON REQUEST.

BRITISH DESIGNED & MADE BY

LUSTRAPHONE LTD.

- RESPONSE—Substantially flat, 70-12,000 c/s
- IMPEDANCE—Low, Line, High, Condenser
- Size—3½" × 2½" × 1"

FROM

£4-2-6

ACCORDING TO IMPEDANCE AND MOUNTING

ST. GEORGE'S WORKS
REGENTS PARK ROAD, LONDON, N.W. 1

Re-recording of Gramophone Records

WARNING

on copyright infringement

All the principal gramophone record manufacturers collectively wish to bring to general notice that on the 14th April, 1959 one of the members of the Industry obtained an injunction in the High Court against an offender restraining the re-recording (dubbing) of its records on to tape and that legal action will be taken by the individual manufacturers concerned in all similar cases which may come to the notice of the Industry in order to prevent the infringement of their copyright.

TAPE, RECORDERS & ACCESSORIES

FIRST DETAILS OF NEW PRODUCTS

● We remind our readers that notices of equipment listed and illustrated in this monthly feature are in no sense reviews. When figures, specifications and diagrams are published, these data are extractions from manufacturers' lists. When samples of this equipment are submitted for test, they are passed to our technical contributors, whose reports are published in a separate section.




★
The Crown Tape Machine just announced by Audio Amplifiers Ltd.
★

WE have received advance information of a new tape recorder, the Audio Amplifiers Ltd. "Crown", the design work on which was carried out by the well-known associate company, C.Q. Audio Ltd. It employs the Collaro Studio deck, operating at the three speeds $7\frac{1}{2}$, $3\frac{1}{2}$, and $1\frac{1}{2}$ i/s. There are useful facilities such as superimposing and "straight through" amplification, in addition to a monitor switch, magic eye, and digital position indicator. The wooden case is covered in dark green and grained grey leather cloth. Negative feedback is used to produce the correct equalisation for each speed, and the 4 watt amplifier feeds a larger than usual loudspeaker. Price, including microphone and 7 in. reel of tape, £40 19s. Further information from Audio Amplifiers Ltd., No. 3 Factory, Tye Green, Bush Fair, Harlow, Essex.

Entirely new Multimusic "professional quality" tape deck

INITIAL supplies of a new Multimusic Tape Deck will soon be available to manufacturers of high fidelity equipment. Multimusic Ltd. claim that this is probably the first British deck of "professional" quality to be made in quantity.

There are no belts or interwheels, and in operation there are only five moving parts. Three of these are the motors, all specifically designed for the job, one being the main drive motor, syn-



chronous or alternatively hysteresis synchronous, and two side motors. Instant start and stop is possible. The only other moving parts are the pinchwheel and a gear-driven clock-type tape position indicator. The main motor, which is direct drive can be reversible and provision is made in the head assembly unit for 3 heads to be accommodated each side of the capstan.

It is therefore possible to produce machines for stereo quarter track recording with professional quality. An additional refinement is a provision for a connection, which, when the tape recorder switches itself off, will automatically cut the AC supply to an amplifier and any ancillary equipment such as a radio tuner unit which may be connected to the recorder deck.

Open access is provided to the heads for ease of editing, and, as standard, the deck is supplied for use with reels up to $8\frac{1}{2}$ in. diameter. Fast wind forward and back, which is guaranteed will not stretch or break even the thinnest tape, is entirely electrically controlled by a single knob, and 1,200 feet of tape can be wound in either direction in 45 seconds. A mechanically locked "Park" position holds the reels gently but firmly when the function switch is in the "off" position.

The new Multimusic deck which has been styled by industrial designer, Douglas Scott, M.S.I.A., is standard rack size, 19 in. width, and will be used in a new range of Reflectograph tape recorders, details of which will be announced in the near future. However, a new departure in Multimusic policy is that the deck will be supplied to manufacturers of high fidelity equipment but not direct to the public.

Further information from Multimusic Limited, Maylands Avenue, Hemel Hempstead, Herts.

★
The new Sound Recorder is called the "Studio" and uses the Collaro Studio Deck
★



A NEW lightweight from the Sound stable weighs only 22 lb., and is called the "Studio". It claims a frequency response of 60-12,000 c/s \pm 3 dB at $7\frac{1}{2}$ i/s, and hum and noise are at - 50 dB. Wow and flutter are 0.15% at $3\frac{1}{2}$ i/s, and mixing is added to the usual list of facilities. The "Studio" measures $15\frac{1}{4} \times 14\frac{1}{2} \times 7\frac{1}{2}$ in., and retails at £44 2s. The manufacturers are Tape Recorders (Electronics) Ltd., 784 High Road, Tottenham, London, N.17.

A new brand of professional grade tape

A SPECIAL feature of the Ferrodynamics Brand Five recording tape, is that professional studios may obtain supplies on full-size 10 in. reels. Two types of base are available, on 5 and 7 in. spools as follows: Acetate, 600 ft.—5 in., 16s.; 1,200 ft.—7 in., 25s.; 1,800 ft.—7 in., 46s.; 2,400 ft.—7 in., 65s. Write for further information to Electro-Techno-Dynamics, 101 Leadenhall Street, London, E.C.3.

The NEW PERTH CLARISSA tape recorders



Elegant carrying case with olive green spanish hide finish, gilt fittings and a cream plastic front. Easy portability. Highest quality components. Three speeds ($7\frac{1}{2}$, $3\frac{3}{4}$ and $1\frac{1}{2}$ inches per second). Maximum playing time of four hours. Tape spools up to 7" diameter. Wow and flutter better than 0.15 per cent at $3\frac{3}{4}$ ips. Full mixing and superimposing. Unit construction gives easy accessibility and servicing. Separate compensated inputs for microphone, gram/radio. Extension speaker socket with automatic muting of internal speaker. Dimensions 18" x 13" x 7".

CLARISSA MK 1 price 42 gns.

Frequency response up to 10 kcs. Magic-eye. Full-range tone control. Large high-flux speaker giving 3 watts undistorted output. Complete with crystal microphone and 1,200 feet recording tape. Weight 23lbs.

CLARISSA Twin de Luxe MK 2 price 56 gns.

Frequency response virtually straight line from 40-12,000 cycles \pm 3dB. True aural monitoring through separate built-in amplifier channel gives studio grade recording under all conditions. Independent bass and treble controls. Special "grain-orientated" transformer and Mu-metal screening for maximum hum-level suppression. Large bass speaker unit with matched Tweeter unit ensures finest quality output, 4 watts. Complete with dynamic moving coil microphone and 1,200 feet recording tape. Weight 26lbs.

made exclusively by

perth

EASY TERMS AT YOUR DEALERS


Send for illustrated folder to :

PERTH RADIOS LTD., MARTEN HOUSE, 39-47 EAST ROAD, LONDON, N.1

Telephone : CLerkenwell 2413-4

When you have read "HOW TO SPLICE TAPE"

You will want a precision-made tape editing block, so as to make good workmanlike joints.



THE ROMAGNA EDITING BLOCK

● The Romagna Editing Block is accurately machined from aluminium, and designed to grip the edges of the tape during the operations of cutting and jointing. The block is slotted for making razor-blade cuts, both diagonally or vertically across the tape.

Price 7/6 Posted

ROMAGNA REPRODUCERS

2, Sarnesfield Road, Enfield, Middlesex

Trade Distribution by: K. H. WILLIMAN & CO. LTD.

29, The Highway, Sutton, Surrey

DO YOU SPLICE TAPE?



HOW TO SPLICE TAPE

★ If you use tape, sooner or later you will need to know how to splice tape—how to repair simple or complicated breaks—how to edit your material—how to cut out words or syllables, etc. All this is described in this well-illustrated booklet, in which stage-by-stage photos and text provide the complete answer to professional tape splicing.

Price 2/6 . . . Postage paid

THE TAPE RECORDER

99 Mortimer Street, London, W.1

our readers write

★ We award a prize of one 5-inch spool of Tape each month for the best letter printed either on this page or amongst "Readers' Problems." This month the prize goes to J. F. Archer. Letters not intended for publication should be clearly marked NOT FOR PUBLICATION.

. . . about reviews of magnetic tape

From:—J. T. Harris, 26 Dare Road, Erdington, Birmingham 23.

Dear Sir:—As a subscriber to *The Tape Recorder* and *Hi-Fi News*, the one item conspicuous by its absence from Reviews of Equipment etc., is magnetic tape itself! In the course of time the owner of tape recorder may well spend many times the cost of his recorder itself on tapes, yet this is the one item that is never tested! How can the user be expected to choose between the umpteen makes on the market without some guidance from the technical magazines?

I have a Vortexion WVA recorder, and as you know it is supplied with the Bias setting and Max Meter setting for Ferrograph Tape. What I wish to know is the settings for other tapes which are usually cheaper than the Ferrograph tape. As the Vortexion settings must vary with each machine, I should require the setting for other tapes as a percentage of that required for the Ferrograph tape, e.g. 25 per cent. greater bias and 10 per cent. greater mod. deflection. I should be grateful for any guidance you could give me on this question of tape selection and use.

Yours faithfully

It will nearly always be best to stick to the make of tape recommended for your particular machine. You will notice, however, that several manufacturers now market a number of different grades of tape.

*We are preparing to meet your request for more information on the various brands of tape with a new series of articles in which a particular manufacturer's tapes will be discussed each month. This will not provide your percentage comparisons, unfortunately, but we feel it will answer many people's questions on the characteristics of each type of tape. We would point out too, the article describing some anonymous tape comparisons in the December issue of *Hi-Fi News*.—(Editor).*

* * *

. . . about a registered telegraphic address

From:—D. T. Bennett, Managing Director, Film Industries Ltd.

Dear Sir:—Our attention has been drawn to page 377 of your current issue wherein a correspondent refers to products under the name of "Trusound".

We would draw your readers' attention to our registered telegraphic address which we have possessed since the early 1930's. Application was made to the appropriate authorities for the registration of Trusound but this was refused and the present registered name allotted: TROOSOUND.

As our legally registered name now has a world-wide reputation, we would ask the indulgence of your columns to make it clear that a near plagiarism would be treated very seriously by this company.

Yours faithfully

* * *

. . . about TV recording again

From:—J. C. Lenahan, 1 Buckingham Crescent, Newport, Mon.

Dear Sir:—Re your correspondents—J. E. P. of Maidstone, and A. N. B. of Warrington—letters on recording from TV, perhaps I can tell them what I, or rather my TV engineer did. I may say that the engineer is one of the very few really honest folk who treat their calling more as a vocation. He fitted a 1:1 transformer, the same as he has done for people with hearing aids; I gather it was a simple matter. Added to that, I made sure that the chassis was on the earth side and now I have no difficulty. I just plug in to a co-ax socket and set the volume to room comfort, and the eventual result is better than that which

emanates from the small TV L/S. I play back all my tapes via a hi-fi radio, as the speaker in the tape recorder is rather small for good range. Incidentally, all my equipment is from the same maker.

Yours faithfully

* * *

. . . about A. Tutchings' kit for monitoring

From:—J. F. Archer, 75 Beechwood Drive, Woodford Green, Essex.


Dear Sir:—I have been prompted to write to you as a result of carrying out an idea that occurred to me when reading Mr. Tutchings' articles on "Building a Simple Tape Recorder". In



The extra head is situated by the off key, and the tape is not threaded for transistor playback to show the guide.

his first article Mr. Tutchings gave details of a Transistor Amplifier and in a subsequent article suggested that with this amplifier and a suitable magnetic head, mounted on a tape deck immediately following the recording head, it would be possible to monitor recordings.


I have a Truvox Tape Deck mark IV and a pre-amp and erase unit, both of which I have built into a cabinet with provision for replay through a *Hi-Fi* system. I am able to monitor record-



Pre-amp on chocolate strip is mounted in lid (left).

ings and arranged a switch to divert the voltage from the erase head, thus making it possible to superimpose. However to have control over this was another matter, and a real problem until the introduction by way of your magazine to this little amplifier.

(Continued overleaf.)



Those who sell
recommend . . .



recording tape

WORLD'S LARGEST SALES OF MAGNETIC TAPE

READERS' LETTERS—(continued)

It then occurred to me to mount a magnetic head in front of the erase head and with this little kit it would be possible to listen by phones to whatever was on the tape before its arrival at the recording head. This I have now accomplished, and find it of immense value in many ways and an absolute necessity for superimposing. This facility is incorporated in some machines, but, for a matter of a few shillings, a little time and patience it is possible to add the feature to most models.

The enclosed photographs show the Transistor Amplifier and Batteries fitted into a box, with the necessary leads and sockets etc. This box I have placed in my cabinet and leads are taken up through the side of the cabinet and along the deck to the head, to a socket for phones, and to a battery switch. These latter are affixed to the side of the cabinet. A second switch is shown but this is to be connected up later for further play/record experiments.

Mounting the head was a process of trial and error. I constructed a little container for the head cut from a piece of perspex, and obtained the required height by adding thin pieces of cardboard between the floor of the container and the base of the head. When this was satisfactory for the passage of the tape across the head, I positioned it as close as possible to the recording head. With my machine, I could not get nearer than half a second at a speed of $7\frac{1}{2}$ i/s. A 7 B.A. screw with appropriate nuts supplied the necessary guide for the tape, and this was placed so as to pass the tape across the head making intimate contact, but with the least impedance to the transport of the tape.

As the idea of this came from reading your magazine, and as the result is in every way satisfactory, it is possible that other readers may be interested. Like many others of your readers I find that your magazine does indeed supply that interest and stimulant for this form of home and family entertainment and enjoyment.

Yours sincerely

... with a Stuzzi in Yugoslavia

From:—J. D. Treherne, 12 Lessar Avenue, Clapham, London, S.W.4.

Dear Sir: I recently toured with a Stuzzi tape recorder off the Yugoslavian coast. We recorded a conversation between myself and a Yugoslavian friend (who fortunately could speak English), and this created much interest among the Yugoslavian natives on the coastal steamer on which we were travelling.

There is much interesting material to record in Yugoslavia. There seems to be a National Scheme for holidays, and everywhere we went we met bands of 20 children in the care of an adult, on their way from place to place complete with blankets sleeping bags etc. There was always one who had a musical instrument—accordian, concertina, or even a simple wooden whistle—and they were always more than willing to comply with my request for a recording. Sometimes their enthusiasm was too much for me. For instance on the way to Pula a band of boys about 12 years old kept me recording and replaying for nearly 5 hours. But I have much pleasure in listening to them in the coldness of our dreary winter.

As a raw beginner I have much to learn. I would like to know the technique of cutting out unwanted sounds. For instance, on a train when trying to record a conversation or a song, the noise of the wheels and the internal echoes drown the words. I have written to many firms to try and buy a directional microphone but neither Gramphian nor Lustraphone make one.

I have seen advertised in American magazines directional microphones which are not only directional but actually double the output from the sounds reversed.

Incidentally I think your magazine is excellent, I like the articles by A. Tutchings, as I am in the process of making a small pocket recorder which has no erase (I shall use virgin tape) and no playback, using tape speed of $3\frac{3}{4}$ i/s. I hope to achieve something approaching the quality of the Stuzzi, but about $\frac{1}{4}$ the size and weight. The governed motor has given me much

READERS' LETTERS—(continued)

trouble, but I have now fitted a successful governor to an ex-government Hoover 24v motor. At about 2,000 r.p.m., it uses 100 mA at 12v and gives a torque of approximately 0.3 oz. in. Starr-Kinde make one especially for tape recorders but I have not been able to trace one so far. I hope Mr. Tutchings gets around to AC bias in order to improve quality, also an input level indicator which I think is absolutely essential.

Yours faithfully,

* * *
... about a handy carrying case

From:—D. A. King, 42 Banyard Road, London, S.E.16.

Dear Sir:—After reading John Borwick's field trial of the Grundig "Cub", I thought that owners of the same machine or similar may be interested in a carrying case that I have made for my own "Cub" which does away with the need to carry the lid, which was a nuisance, makes it easy to operate, adds very little weight and, the main object of the case, keeps it hidden from prying eyes.

A plastic brief case was adapted, the type with one large zip pocket on one side of the case. A 12 in × 12 in. piece of aluminium sheet was bent to make a three-sided box with 4 in. sides and bottom. One side and the bottom were covered with rubber pads inside, the other side has pads positioned where the speaker and sound channel would come in contact with them. The aluminium sheet only covers half of the sound channel. This was done to allow easy access to the controls and also allows you to see how much tape you have left on the spools.

The shoulder strap is 72 in. long and I find it is just the right length. To hold the strap in position, strips of leather were used, riveted to the case on either side by split rivets, and covered with cycle repair rubber inside the brief case so that the sharp edges of the rivets did not scratch the recorder. By using the leather strap in this way it can be slipped out of the holding strips and the case can be carried in the normal way. The shoulder pad I made from a sample piece of rubber-based carpet.

I didn't find the tiny wire brackets that held the spools in place very easy to handle in a hurry, so I have made my own from two large-size paper clips cut in half and bent up one end about ¼ in. I find these much easier to use.

John Borwick mentions that there is no room for the microphone, but current models are now sold with a plastic case to house the "mike".

When using the brief case it is unnecessary to use the "mike" case as the "mike" can be stowed underneath the carrying handle of the recorder. Also, if the side pocket of the brief case is a large one it will hold four boxed tapes quite easily.

Hoping this will be of some use to your readers.

Yours faithfully

* * *
... about amateurs v. professionals

From:—Cathedral Sound, 38 Nutfield Gardens, Northolt, Middx.

Dear Sir:—What is now a rapidly growing hobby for many has been our business for a long time. In fact, we must be among the pioneers in the commercial field of tape in this country, having originated our first Send Your Voice message in 1948, followed by the first complete Morse Code Tuition on tape for No. 78 Squadron of the Air Training Corps.

In recent years we have noticed a distinct drop in many of our recording jobs, which has been due directly to amateur recorder owners accepting the type of work which would normally come our way. This year, for example, we have had three weddings cancelled, because one of the guests volunteered to record the ceremony for nothing—and we have afterwards been approached to sort out the muddle resulting from their efforts. Needless to say we declined this offer!

We have now reached the stage of having our Christmas engagements cancelled for the same reason, and many of our regular message customers are finding amateurs to execute the

(Continued on page 47)



*Those who know
insist on . . .*



recording tape

WORLD'S LARGEST SALES OF MAGNETIC TAPE

T S L present the most advanced recorder programme ever

**THREE
4 TRACK
STEREO
RECORDERS**

*No add-on Units required
Also record and play mono
8 HRS PLAYING ON 7" REEL AT 3 3/4*

From TSL come today's most advanced Continental tape recorders, each with its own special features to give you choice from a range that will be modern for years to come. With any of the three, live stereo recording becomes as practical and as simple as single-channel operation, and you don't need an add-on unit to do it. Used monaurally, you make a fabulous saving in tape costs for

each reel gives twice or four times what is obtainable from a conventional mono. instrument. Thus 8 hrs. playing from a 7 in. reel at 3 3/4 i.p.s. is possible, and the heads and amplifiers used in each of these models ensures the highest standards of reproduction. Many other advantages are offered by these instruments, particularly for owners of photographic equipment, and are described in the leaflets available.

HARTING HM8 (illustrated below.)

4-track, 2-speed recorder (7 1/2 and 3 3/4 i.p.s.) with two speakers (one in lid) for direct stereo replay. Overall response 30-20,000 c/s ± 3dB. Heavy Engel Motor, Telefunken heads; pause, superimpose and monitor facilities, etc.

86 GNS

ELEKTRON 9S/4K


4-track, single-speed recorder (3 3/4 i.p.s.) in small compact "airline" styled case. 2 15-ohm outlets; built-in speaker and dual amplifiers for record and playback. Pause, superimpose, monitor facilities, etc.. etc. Response 30-16,000 c/s ± 3dB. Squirrel-cage motor by Papst.

77 GNS

KORTING Mk. 128

4-track, single-speed recorder (3 3/4 i.p.s.). Telefunken heads, built-in speaker for monitoring. Response 30-16,000 c/s ± 3dB. 5 watts total output. Superimpose, pause, etc., etc. Heavy-duty A.E.G. motor. 7" reels.

68 GNS



Microphone(s) and Tape extra.

Send for full descriptive leaflets. These recorders are sold by leading stockists everywhere.

Sole Distributors for Great Britain and British Commonwealth

TECHNICAL SUPPLIERS LTD.


HUDSON HOUSE, 63, GOLDHAWK RD., LONDON, W.12

Telephone—SHEpherds 2581 and 4794

SUPPLIERS OF FINE RECORDERS TO THE TRADE

ESSEX TAPE RECORDER CENTRES

- ★ PART EXCHANGE SPECIALISTS
- ★ 100% AFTER SALES SERVICE
- ★ UNIQUE H.P. TERMS



"As TAPE RECORDER SPECIALISTS we make no extravagant claims to being the LARGEST STOCKISTS

(although we may well be) or to having the GREATEST SALES (although we may well have), but we do claim the FRIENDLIEST atmosphere, UNLIMITED patience, an EXPERT knowledge of tape recorders and an UNRIVALLED 100% AFTER SALES SERVICE second to none. Why not pay us a visit and give us the opportunity of putting into practice our modest claims?"

- ★ FERROGRAPH · VORTEXION · BRENNELL · ETC. ★

2 MARYLAND STATION
STRATFORD · E.15
MARYLAND 5879

205 HIGH STREET NORTH
EAST HAM · E.6
GRANGEWOOD 6543

**ARE YOU GETTING
THE MOST OUT OF
YOUR TAPE RECORDER
??**



With a Valradio DC/AC converter you can really start enjoying the full use from your tape recorder. Take it with you in the car to record outdoor events or dictation; or in the caravan when you go on holiday; or in the country cottage you visit. Now you can take it anywhere, even though there's no mains lighting.



Valradio converters step up the DC voltage from your car battery enabling you to make your tape recorder really mobile.

We have an interesting leaflet we'd like to send you. Why not write for it today?

Prices from £6 10s.



VALRADIO LIMITED

(Dept. TR/C) Browells Lane · Feltham · Middx.
Feltham 4242

London Office: 57 Fortress Road, N.W.5 GULiver 5165



READERS' LETTERS—(continued)

work. We wonder if this is just our bad luck, or if the recording trade in general is experiencing the same inconvenience?

Yours faithfully

To an extent, we imagine this is bound to happen. Professional photographers must have suffered a similar slight at the comparable period of amateur photographic enthusiasm; but we would wager that professionals photograph most weddings today. In spite of all the aids and inducements to persuade Mr. and Mrs. X to sweep the chimneys, paper the walls, and spray the car, the man who really knows his job, and who has the best tools for it, will get the bulk of the work when enthusiasm wanes and "time" once more asserts its dominating influence.—Ed.

. . . about slide projectors

From:—F. B. Phillips & Co., Electronic Engineers, Wallasey, Cheshire.

Dear Sir:—An article in your October, 1959 issue has been brought to our attention. The article described the automatic control of a slide projector by means of a pulse input from a tape recorder.

We would like to point out that we have for some time produced an Electronic Projector Control which feeds a low frequency pulse into the recorder on the same track on which the usual descriptive recording is being made. This system of course requires no extra head and retains the twin track facilities. Due to the slight modification required we find that any recorder can be used with this unit.

The Liverpool Museum uses these units in conjunction with Grundig TK5 recorders for educational purposes. Trust this may be of interest to you. *Yours sincerely*

. . . about the FI-CORD Review

From:—J. Ripington, 30 Breamish Street, Jarrow, Co. Durham.

Dear Sir:—I feel I must write in support of Mr. Gough of Fi-Cord re Mr. Moir's remarks about this transistorised portable (September issue).

I have a Fi-Cord portable and find it an excellent machine. I have recorded music with very good results and sound effects too numerous to mention. I only use the 7½ i/s, the tape I transfer on to my Ferrograph, where it is edited through my Vortexion mixing unit. In conjunction with the Fi-Cord I use a Grampian DP4/M microphone which gives me very good results. I should add that I find the Fi-Cord speed "spot on" with my Ferrograph.

I did think that Mr. Moir's review of this little machine rather harsh. In my own personal opinion, it is essential to have a machine for some considerable time in order to understand it—one has to live with it day in day out—am I right in thinking that your critics do such? *Yours faithfully*

So far as time permits, our reviewers treat the equipment as part of the "household effects" during the review period, in addition to carrying out objective measurements, etc.—Ed.

NUSOUND RECORDING CO.

Agent for the incomparable

Ferrograph



Showrooms : First Floor
3-8 BRIGSTOCK PARADE,
LONDON ROAD,
THORNTON HEATH, SURREY.
(Opposite Thornton Heath L.T. Bus Depot)
TELEPHONE : THO 7609

YOUR TAPE DEALER

Specialists in Hi-Fi Equipment and Tape Recorders

CHELSEA RECORD CENTRE

203 KINGS ROAD, S.W.3 FLA 2596

Open till 8 p.m. (except Thursdays)

LONDON AREA, W.1

- Stockists of leading makes of Tape Recorders
- Comparative demonstrations at any time

H. C. HARRIDGE

8 MOOR STREET, W.1 Telephone: GERard 7108



ALL LEADING MAKES IN STOCK
Cash or Easy Terms

LONDON'S FINEST SERVICE

207 EDWARE ROAD, W.2.
PAD 3271/2

42 TOTTENHAM COURT ROAD, W.1 MUS 2605

LONDON AREA

MUSICRAFT

20/22 HIGH ST., SOUTHALL, MIDDX. SOU 3888

13 KING ST., RICHMOND, SURREY RIC 8798

80-82 UXBRIDGE ROAD, EALING, W.13 EAL 6996

Hours of business: 9.00 a.m.-6 p.m. Mon.-Sat. (Wed. early closing)

TAPE TO DISC SERVICE

78s or L.P.

QUEENSWAY RECORDING STUDIOS

123, Queensway, London, W.2. Tel: BAYwater 4992

Tape Recorders "Sales - Exchanges"

ESSEX TAPE RECORDER and HI-FI CENTRE

PART EXCHANGE SPECIALISTS

APPROVED DEALERS

FERROGRAPH, BRENELL, SIMON GRUNDIG, REPS,
PHILIPS ETC., ETC. and ALL HI-FI EQUIPMENT

2 MARYLAND STATION, STRATFORD, E.15 MARYland 5879

Disc and Tape Reproducing Equipment and Tape Recorders
by Leading Manufacturers

CUSTOM BUILT INSTALLATIONS

All High Fidelity Requirement and Services Available

Estimates Free

Personal Service

Custom High Fidelity

371 Green Lanes, Palmers Green, London, N.13

Tel.: PALmers Green 5228

R·E·S of COVENTRY

SPECIALISTS IN HIGH FIDELITY

and all makes of Tape Recorders


All leading makes of High Fidelity Equipment stocked and demonstrated under ideal conditions. ★ *The Best Selection—Terms and After Sales Service in the MIDLANDS.*

R·E·S (Coventry) Ltd. 128 Far Gosford St.

Coventry 60913


LOWBOY Mk. I by WAL

Ideal for tape deck or 4-speed gramophone motor. Height, including legs, 24½". Length 34". Depth 17". Motorboard, length 33" by Depth (from back to front) 15". Amplifier compartment provides space 12¼" high x 33" long x 15" deep. Single lid. Removable back panel for installation. Legs can also be removed. Finish—Walnut, or oak. Price £15 10s. 0d.



LOWBOY Mk. III

Anglo—U.S.A. design. Lovely cabinet. Height including legs 31", Length 42", Depth 25¼". Motorboard 40¼" long x 15" deep (from front to back), with additional sloping fascia for tone controls 40½" long x 7" wide. Internal amplifier compartment 13½" high x 40½" long x 19½" deep. Piano fold-back type lid, ventilated removable back panel for installation. Legs also removable. Finish Walnut. Price £40. The Lowboys can be seen by confirmed appointment, any weekday, if you care to give us a ring. The WAL Tape Eraser £7 18s. 6d. The WAL Gain transistorised pre-amplifier, Mon £5, Stereo £7 10s.



Send for Full Descriptive Leaflets



Wellington Acoustic Laboratories Ltd. Farnham, Surrey, England
Farnham 6461 and 4961

A TAPE-RECORDER WITH A PEDIGREE

Crown

CRAFTSMAN-BUILT
3-SPEED RECORDER
COMPLETE FOR ONLY

39 GNS.

WITH TAPE & MIC.



This superbly designed craftsman-built instrument records to professional levels, re-plying with a power and quality associated with far dearer equipment. Its design represents an expertly balanced combination of specially developed amplifier, high efficiency three-speed tape deck, concert quality speaker system and a strongly built cabinet of pleasing design and good acoustic qualities. The 'Crown' has these plus the advantages that only years of specialisation in high-fidelity design and manufacture can bring to such a product. **ASK YOUR DEALER TO LET YOU HEAR IT.** You will be delighted to find that so fine an instrument can be bought for so modest a price.

- Genuine hi-fi 4 watt amplifier
- Callara 3-speed deck taking 7" reels
- 40-12,000 c/s at 7½ ips. ± 3dB
- Concert quality large elliptical speaker
- Modern-styled 2-tone cabinet

FROM YOUR USUAL STOCKIST

Designed and Produced Exclusively by

AUDIO AMPLIFIERS LTD.

Phone: HARLOW 24566

LEAFLET ON REQUEST

NO. 3 FACTORY · BUSH FAIR
TYE GREEN · HARLOW · ESSEX

BOGEN

TAPE HEADS

2 & 4 TRACK MONO AND STEREO

Bogen Tape Heads are found in fine recording equipment all over the world. They are made by Bogen of West Germany who specialise exclusively in the manufacture of magnetic heads to extraordinarily high standards of design and performance. Many new and original techniques are used in their production, the results of which are instantly apparent in use. Particular attention is drawn to Bogen 4-track heads for stereo and other multi-channel requirements. These are supplied in sets for record/replay and erase. Two-track stereo and mono heads are also available.

- **FREQUENCY RESPONSE:** 30-16,000 c/s at 3½ ips; 30-10,000 c/s at 1½ ips. using high quality tapes and amplifiers.
- **MAGNETS:** Finished to micro-precision standards of accuracy.
- **GAP:** 3.5 microns (0.0001375") ground and lapped (twice as good as normally accepted standards).
- **SCREENING:** All heads mu-metal shielded.
- **CONSTRUCTION:** To very small size, with screened leads. Mono heads faced with special plastic surround to ensure perfect contact.
- **USEFUL LIFE:** 10,000 working hours (about 10 years under average conditions).

Set of 4-Track Heads for Record/Replay and Erase **15 gns.** retail

TRADE ENQUIRIES INVITED


SPECIAL TERMS TO MANUFACTURERS

Details an request from the sale distributors for U.K. and the Commonwealth

GOPALCO, LTD., 1, LONG ACRE, LONDON, W.C.2.

Phone: COV 2052

WHY NOT BIND THEM?



★ Semi-permanent binders for The Tape Recorder keep your copies clean and ready for easy reference. Each case is gold blocked on spine with the name and volume number, will take twelve copies plus index, and will open flat at any page.

Price 15 Shillings

Available post free from:

THE TAPE RECORDER,
99, Mortimer Street, London, W.1.

CLASSIFIED ADVERTISEMENTS

Advertisements for this section must be pre-paid, and accompanied by a postal order, money order, or cheque, made payable to "The Tape Recorder", 99 Mortimer Street, London, W.1. They must be clearly written or typed, and must be in the form of a separate sheet of paper if included with a letter dealing with other subjects.

The rate is 6d. per word, with a minimum charge of 7s. 6d. Box numbers may be used for an extra charge of 1s. 6d. The trade rate is 9d. per word, plus 2s. for a box number, conditions on application.

No responsibility will be accepted by the editor, the publishers, or the printers of "The Tape Recorder", for the quality of any goods offered, bought, or exchanged through the medium of these columns. or for any failure in payment, etc., though the greatest care will be taken to ensure that only bona-fide advertisements are accepted.

For Sale

Brenell Mark V, 3 months old, little used, definitely as new. £52 10s. 0d. Beale, 6, St. Leonards Ave., Chatham.

Two **STC** sound reinforcement amplifiers. Voltage 200 to 250 A.C. Input impedance 25 to 150 ohms. Output impedance 650 or 160. Output power 15 watts. Both mounted in cabinet. £50 each, o.n.o.—Director, Belgrade Theatre, Coventry.

Special Purchase! 1,800 ft. Agfa-Wolfen L.P. tape on 7 in. spools, only 32s. 6d.; 1,200 ft. 7 in. Ferrotape, 26s. 6d.; P. & P. 1s. 6d.; send for complete list of tape bargains (including American Audio tape, BASF etc.) and list of new and secondhand tape recorders. E. C. E. Kingsley & Co., 132 Tottenham Court Road, London, W.1. EUS 6500.

Tape Recorders: Wearite 2B monitor head. Excellent, little used, with record replay pre-amp (W.W.) in case, 35 guineas. Wearite 1B monitor head, completely reconditioned by makers, with record replay pre-amp, 28 guineas.—41, Newton Road, Cambridge. Tel. 59237.

Ferrograph eleven weeks old. Perfect. Accessories, 73 gns. Inspection welcomed.—Connor, 27, Lancaster Gate, W.2. PADDINGTON 8577.

Well-established London Recording Studio business.—Box 240.

As new Philips EL. 3527. Phone: I. B. Johnson, SNA. 2800.

Complete photographic set-up for sale. Reflex Korelle II A. Victor f. 2.9 lens and 13.5 cm. Tessar f. 5.6 telephoto. Lens hoods, filters, close-up lens, 2 extension tubes, e.r. case. Weston meter not used since recondition by makers. Home made enlarger, works very well, takes Korelle lens. Double Patterson dev. tank. Cheap for quick sale, going cine £55 0s. 0d. J. Berrisford, 6, Scarth Road, London, S.W.13.

Wanted

Tape Recorders, players, radios etc. (modern) wanted for cash. Callers or particulars, Cooks Store, 159 and 187 Praed Street. W.2. (opposite Paddington Station). PAD 6464.

(Continued overleaf)

SIMPLE TAPE RECORDER KITS

As shown in this issue, page 23

Transistor Pre-Amplifier kit with plug in transistor and all components. £1 10s. 0d.

Transistor Bias Oscillator kit with plug in transistor, ferrite pot core, and all components. £1 16s. 0d.

Either kit without transistor less 15s. 0d.

Record-Replay head for use with above kits. £1 6s. 0d.

Microphone-Headphone unit for use with above kits. £1 6s. 0d.

TUTCHINGS ELECTRONICS LTD.,
14 ROOK HILL ROAD, FRIARS CLIFF,
CHRISTCHURCH, HANTS

YOUR TAPE DEALER

PALMERS of MIDDLESBROUGH DARLINGTON

JASON · LEAK · ROGERS · PAMPHONIC · W.B.
WHARFEDAILE · R.C.A. · GOODMAN'S · GRUNDIG

Call or send for lists:—
3 East Street, Darlington or 106 Newport Road, Middlesbrough

ACOUSTIC PRODUCTS

HI-FI Stereo Tape Recorders

Specialised Loudspeaker enclosures and
Equipment Cabinets Designed to order

Write or ask for Mr. Pendreich

54 ELM ROW, EDINBURGH, 7. Tel.: WAV 6338

FARNHAM, SURREY

- ★ Stockists of all the leading makes of High-Fidelity Equipment
- ★ Comparative Demonstrations
- ★ Cabinet Manufacturers and Designers
- ★ Personal service and satisfaction guaranteed

LLOYD & KEYWORTH LTD, The Record Shop
24/7 Downing Street, Farnham, Surrey Telephone: Farnham 5534
SURREY AND HAMPSHIRE'S HI-FI SPECIALISTS

TAPE TO TAPE OR DISC · 78s OR LP · WEDDINGS

Full details Phone or Write to

GUILDFORD SOUND RECORDINGS

30 Graham Street, BIRMINGHAM 1 Tel: CEN 2027
Studio Moseley, BIRMINGHAM 13 Tel: SOL 2357

TAPE RECORDERS REPAIRED

HALIFAX

YORKSHIRE'S LEADING TAPE RECORDER SPECIALISTS

Comparative Demonstrations Daily ● Call and see our extensive range
Hi-Fi Stockists ● Official Telefunken Service Agents

TREVOR FAWTHROP LTD.
17 Rawson Street, Halifax Phone: Halifax 66832

"RADIO HOUSE", LEATHERHEAD, SURREY PHONE 2214

Maurice Richards Ltd.

In our "Hi-Fi" Demonstration Room you can take your time, make your choice in comfort, hear recordings made and replayed on:—

HARTING · GRUNDIG · BRENELL · SPECTONE
PHILIPS · TANDBERG · FERROGRAPH and others

LEICESTER

ALL YOUR HI-FI REQUIREMENTS

QUAD · LEAK · B.T.H. · ALTOBASS · DULCI · PAMPHONIC
Speakers by WHARFEDAILE · LOWTHER · ROGERS · W.B. · PAMPHONIC
Tape Recorders FERROGRAPH · BRENELL · GRUNDIG · HARTING
RECORD DEPT · COMPARATOR

LEICESTER CO-OPERATIVE SOCIETY LTD.
HIGH STREET Telephone: 20431

MANCHESTER

THE NORTH'S TAPE RECORDER CENTRE

Stockists of Ferrograph, Reflectograph, Brenell, Grundig,
Elizabethan, Tandberg, Telefunken, Wyndor, etc., etc.

HIGH FIDELITY DEVELOPMENTS LTD.
8 DEANSGATE · MANCHESTER 3

(Next to Grosvenor Hotel)

— YOUR TAPE DEALER —

PETERBOROUGH, NORTHANTS Tel: 5545
 Hi-Fi Equipment and Record Specialists
 Tape Recorders - - Record Players
Comparative demonstrations of all leading makes of Audio equipment
CAMPKIN'S RECORD SHOP
 28 CUMBERGATE (opp. G.P.O.)
 also at KP Camera Shop, Kings Parade, Cambridge

SOUTHAMPTON — SALISBURY
 ★ All the best makes of Tape Recorders
 ★ Hi-Fi Systems and Records
 ★ Expert knowledge and advice
 The West of England High Fidelity Specialists
J. F. SUTTON 421 SHIRLEY ROAD, SOUTHAMPTON
 15-18 QUEEN STREET, SALISBURY

FOR ALL YOUR HI-FI REQUIREMENTS

UNIVERSITY CAMERAS
 of
SOUTHAMPTON

12 BARGATE STREET Telephone: 28547

WORTHING, SUSSEX
 We Stock Hi-Fi Equipment by Leak, Quad, Goodsell, RCA, Acos, Garrard, Collaro, Tannoy, Wharfedale and Goodman and give fully comparative Demonstrations
BOWERS & WILKINS LTD.
 1 Becket Bldgs., Littlehampton Road Worthing 5142



NEW PORTABLE
GRUNDIG
 1960 TAPE RECORDER

5/7 PER WEEK **Deposit £2.6.0**
 (2 years)

26 gns. cash including mike, L.P. Tape and extension lead. Fully transistorised, 12 months' Guarantee. Every make of recorder in stock—Hire purchase terms up to three years to pay. Free Catalogue! For recorder, please call or send deposit to:—

RAPP TAPE RECORDER SPECIALISTS
 181, DALSTON LANE, E.8. Telephone: AMHerst 5253/2238
 OUR SPECIALITY—any type of Tape Recorder repaired

CABINETS ENCLOSURES & EQUIPMENT BY STAMFORD

This elegantly styled cabinet has been designed for the tape enthusiast, and will accept all of the present day decks and recorders. Size: 32" high, 42" wide, 17" deep. Polished to shade required in walnut or mahogany veneers.

Price of cabinet £21 15 0 cash or £3 5 3 deposit and 18 monthly payments of £1 3 8. Delivery 12/6

Write for new List of Complete Systems, Monaural and Stereo, also Equipment and Cabinets.

Call at our Showrooms:

A. L. STAMFORD LTD.
 (Dept. K)
 84/86 & 98 Weymouth Terrace,
 London, E.2

Telephone: SHO 5003

Directions: No. 6 Bus from Liverpool Street to Odeon, Hackney Road. Walk back 2 turnings.



C2/E.

CLASSIFIED ADVERTISEMENTS—(continued)

Wanted

WANTED

Experienced Tape Recorder Service Engineer urgently required by leading W. London importing house. Very good salary. 5 day week. Phone: SHEpherds Bush 2581 for appointment, or write TSL, 63, Goldhawk Rd., London, W.12

Personal

Choose Your Hobby This Winter from Music, Art, English or Writing. Please state subject in which interested. Brochure free. Southern Correspondence College, Albion Road, Selsey, Sussex.

Miscellaneous

TAPE RECORDER need repairing? Let the specialists do it for you at an economical price. See page 46. ESSEX TAPE RECORDER CENTRES.

Tape Recorders. Large selection of used models mostly as new with Three Months' Guarantee. Part exchanges with cameras, binoculars etc. Good quality recording tape on spools 3 in. 7s., 4 in. 8s. 6d., 5½ in. 19s. 6d., and 25s., 7 in. 25s. Cooks Store, 159 and 187, Praed Street, W.2. (opposite Paddington Station). PAD 6464.

Tape to Disc—Comprehensive 78-45-33 service available from Rendezvous Records, 19 Blackfriars Street, Manchester 3.

LONDON AREA—TAPE RECORDERS AND HI-FI
 Stocking Agents: **Ferrograph, Vortexion, Leak, Quad, etc.**
RECORDING CO., 3-8 Brigstock Parade,
 London Road, Thornton Heath, Surrey
TAPE RECORDER SPECIALISTS

NUSOUND
 Tel: THO 7609
 (Opposite Thornton Heath L.T. Bus Garage—1st floor)

ADVERTISERS' INDEX

	Page
B.A.S.F. Tape	52
Cape Electrophones Ltd.	31
Cosmocord Ltd.	6
C.O. Audio Ltd.	48
Dickinsons of Pall Mall	38
E.A.P. (Tape Recorders) Ltd.	24
E.M.I. Sales & Service Ltd.	4, 5
Essex Tape Recorder Centres	46
Fi-Cord Ltd.	16
Francis of Streatham	36
Gopalco	48
Gramdeck	32
Gramophone Co. Ltd., The	28
Grundig (G.B.) Ltd.	51
Howard Photographic	30
Lee Products (G.B.) Ltd.	2, 20
Lustraphone Ltd.	40
Magnegraph	33
Metro Sound Mfg. Co. Ltd.	35
Minnesota Mining & Mfg. Co. Ltd. (Scotch Brand Tape)	44, 45
Modern Techniques	18
M.S.S. Recording Co. Ltd.	36
Multicore Solders Ltd.	25
Nusound	47, 50
Perth Radios Ltd.	42
Phillips Electrical Ltd.	38
Rapid Recording Co.	23
Rapps Tape Recorders	50
R.B. Tapes	34
Recorder Co., The	40
Reps (Tape Recorders) Ltd.	8
R.E.W. Earlsfield Ltd.	37
Romagna Reproducers Ltd.	39, 42
Simon Equipment Ltd.	10, 22, 34
A. L. Stamford Ltd.	50
Tape Recorder Centre	7
Technical Suppliers Ltd.	46
Tutchings Electronics Ltd.	49
Valradio	46
Wellington Acoustic Laboratories Ltd.	48
Welmecc Corpn. Ltd. (Telefunken)	3

A **GRUNDIG**

TAPE RECORDER

for only

26

GUINEAS

(including Microphone and pick-up lead. Batteries extra)

THE

Cub

**MINIATURE, PORTABLE, BATTERY-OPERATED
TAPE RECORDER**

Now *you* can own a Grundig tape recorder!

Now, for only 26 guineas (or the easiest of H.P. terms) the wonderful new Grundig *battery-operated* 'Cub' can be yours.

Completely self-contained, entirely independent of mains supply, the Grundig 'Cub' works *anywhere*. You can take it to parties, on trips, on weekends away. You can record sounds indoors and outdoors: music, friends' voices, birdcalls, important occasions, visiting celebrities—anything, anywhere.

Simple to operate, complete with its own microphone and built-in speaker, the 'Cub' weighs only 5 lbs. and yet plays for as long as 30 minutes. Plugged into a radio or radiogram by means of the special lead provided, it will give you reproduction better than machines twice its size.

Get the most out of life


GET A GRUNDIG

Cub

... and go places!

GRUNDIG (Gt. Britain) LTD.

Advertising & Showrooms: 39/41 New Oxford Street, London, W.C.1
Trade enquiries to: Newlands Park, Sydenham, London, S.E.26
(Electronics Division, Gas Purification & Chemical Company Limited)



- * FULLY TRANSISTORISED
- * EASY TO OPERATE
- * GOOD TO LOOK AT



* **FREE LEAFLET**

Post this coupon for a free fully illustrated leaflet giving all the details.

TODAY

I'd like a copy of the leaflet telling me all the fun I can have with the Grundig 'CUB' Portable Tape Recorder.

NAME

ADDRESS

NEAREST TOWN

GS. TR. 194

How can you measure the authenticity of a tape recording? The simple answer is—you can't with any guarantee of accuracy. The sound thing to do is rely on proven quality and choose for all recordings the tape that's made to give Authentic Sound.

the 'rod, pole and perch' of **Authentic Sound**



BASF tape has a base of Luvitherm, the special plastic which permanently holds magnetic oxide in the tightest bond; and the oxide itself is made by a special BASF process to ensure magnetic stability no matter how long the tape is stored. These outstanding features are the reason experts use BASF tape for original research—recording the eating sounds of fish is one unusual field—as well as for true-to-life records of more mundane events. BASF is the original recording tape. A vast reserve of more than 25 years experience and continued development keeps it ahead for authenticity. On BASF tape you can always be sure of registering your recorder's complete range of frequencies . . . always reproducing them . . . always obtaining Authentic Sound whatever and wherever you record.

insist on the tape with the Luvitherm base

Magnetic Recording Tape

**Standard • Long Play
Double Play • Editing Sound**

F. A. HUGHES & CO LTD 4 STANHOPE GATE LONDON W1

of h/t 1/2/60 m.