

the TAPE RECORDER

PRICE 1/6

MARCH 1959

Vol. 1 No. 2



IN THIS NUMBER

- How to Splice Tape (Part 2)
- The Interviewer
- First report on the new RCA Tape Cassettes
- Tape Club Notes and News
- Readers' Letters
- The Collaro Deck Analysed
- The Story of Tape (Part 2)
- News Page
- Beginners' Page
- Wow and Flutter and the Tape User
- Reviews of Tape Records
- Building a Library of Sound
- Equipment Reviews
- Details of New Products

MY LOOK! MY BANDBOX



My new Elizabethan Bandbox. It's the smallest, finest, neatest recorder in the world. Just look at my Bandbox: it's as small and as neat as my model bag, and even I can lift it with a finger. Just listen to my Bandbox: sounds nice! My boy friend says the specification is wonderful for the price. It's got two speeds, 3 $\frac{1}{2}$ " and 1 $\frac{1}{2}$ " (the only two-speed recorder at this price). The loudspeaker is oval, 7" x 4". There are clever push-buttons (and even I can work them). There's an external monitoring sprocket, or something, and a dial position clock and you can turn knobs to change the sound. You can record two things at once. And there's a full-size 6-valve circus and four magnifier stages and I just love my Bandbox.

You'll love it, too, and *your* boyfriend can jolly well buy you one. He'll find it at all the better dealers.

29 GNS

including
Microphone, Tape
and Accessories

EAP For full details of the Elizabethan Bandbox, post this coupon to-day. E.A.F. (Tape Recorders) Ltd., Bridge Close, Oldchurch Road, Romford, Essex.

Name

Address


.....

BLOCK LETTERS PLEASE

Elizabethan

THE NEW IMPROVED COLLARO TAPE TRANSCRIPTOR

(MARK IV)



... as used by many of the leading
British Tape Recorder manufacturers

This High-Fidelity Tape Transcriptor, designed on Transcription quality principles for live recording, recording from F.M. Broadcasts, etc., and for reproducing pre-recorded tapes, is a twin-track model fitted with two sets of heads, and runs at speeds of $3\frac{3}{4}$, $7\frac{1}{2}$ and 15 inches per second. Several new modifications are incorporated in the MARK IV. The new interconnected Micro Switch and Fly-Wheel Brake switch off both motors and stop the flywheel immediately the "stop" button is operated. Any one of the six smaller knobs will then re-start the machine in either direction,

without overloading the motors. Due to reduced wattage input, these are cooler and run more quietly. The enlarged diameter of the motor pulleys, new type re-wind pulleys and new springing arrangements make for more active re-wind.

The COLLARO STUDIO MICROPHONE is a high-fidelity, super-sensitive crystal type miniature hand microphone. Finished in maroon or cream, it has a frequency range of 30-10,000 c.p.s. with an output of 1.8 mv/ub at 1,000 c.p.s. It has an equivalent capacity of 1,500 pf.

COLLARO

COLLARO LTD., RIPPLE WORKS, BY-PASS ROAD, BARKING, ESSEX

Telephone: Rippleway 5533 — Telex 28748

Telegrams: Korllaro-Telex-Barking

Makers of Record Changers, Gramophone Units, Pickups, Electric Motors, etc.

New! A TRULY REMARKABLE BRITISH INVENTION!

Gramdeck

GRAMOPHONE TAPE RECORDER

- Instantly turns your gramophone into a first-class Tape-Recorder.
- As easy as putting on a record. Slip it on—it's a tape-recorder! Lift it off—it's a record-player!
- Records direct from radio or microphone.
- Plays back at the flick of a switch through gramophone or radio.

ALL THE ADVANTAGES OF A TAPE-RECORDER FROM YOUR RECORD-PLAYER OR RADIOGRAM—AT LITTLE EXTRA COST



Gramdeck is completely *new* . . . a revolutionary and ingenious invention that instantly turns your gramophone into a tape-recorder and back into a gramophone at will! Slip the Gramdeck on to your turntable and you have the finest tape-recorder you've ever heard. Lift it off . . . your gramophone is ready to play records again. There are no motors or valves to go wrong—and *you get a quality of reproduction that has to be heard to be believed!* Everyone is praising the Gramdeck. "The quality is at least equal to that obtained from a good micro-groove disc," says a leading professional journal.

WORKS FROM ANY RECORD-PLAYER OR RADIOGRAM

Hear music, speech . . . your favourite radio programme . . . the voices of your family—Gramdeck can record and reproduce them all with a wonderful depth and breadth of tone. And, because Gramdeck uses the equipment you already possess in your own gramophone, it costs a mere fraction of the high-quality tape-recorder normally required to obtain such excellent results. Full details, technical specifications, photographs, Easy Terms . . . everything you want to know about the amazing Gramdeck, are given in the fully-illustrated Gramdeck Book. Find out how you, too, can so easily have full tape-recording facilities! Send for the Gramdeck Book *today*. It's FREE!

COMPLETE—READY TO RECORD

£13.12s OR PLAY BACK!
CASH EASY TERMS AVAILABLE

- ★ Plays at 7½" per sec. Other speeds if desired.
- ★ Uses standard single or double-track tape.
- ★ Erase head. Fast motor rewind or hand rewind.
- ★ Instantly plays back through gramophone or radio.
- ★ Enables you to record out-doors too!
- ★ Tone as good as you get from your radio or gramophone!

"Ingenious—simply . . . why on earth did no one think of it before!" —*The Tape Recorder*.
 "Ingenious and robust."—*British Sound Recording Association Journal*.
 "Quality of reproduction excellent . . . real hi-fi results . . . potential is tremendous . . . both designer and manufacturer should be congratulated."—*British Radio & T.V. Retailers' Review*.
 "Better than many so-called hi-fi recorders . . . robust . . . carefully designed . . . excellent value."—*Amateur Cine World*.

MADE BY THE FIRM THAT MAKES MICROWAVE WAVE-GUIDES FOR VISCOUNTS & BRITANNIAS



FREE BOOK—POST NOW!

I would like to know how to turn my gramophone into a first-class tape-recorder . . . please send me the Gramdeck Book—FREE and without obligation. (Write if you prefer not to cut coupon.)

NAME

ADDRESS


GRAMDECK (Dept. TA/802) 29 WRIGHT'S LANE KENSINGTON, LONDON, W.8

Gramdeck

GRAMOPHONE TAPE RECORDER

BRINGS HIGH QUALITY TAPE RECORDING INTO EVERY HOME

ONLY OBTAINABLE FROM AND GUARANTEED BY ANDREW MERRYFIELD OF KENSINGTON



for the finest
results -
record on ...

Emitape

Type No.	Title	Size	Length Approx.	Price
88/3	"Message"	3" dia.	175'	7.6
99/3		3" dia.	250'	9.6
88/3N		3 1/4" dia.	175'	7.6
99/3N		3 1/4" dia.	250'	9.6
★88/6	"Junior"	5" dia.	600'	£1 1.0
★99/9		5" dia.	850'	£1 8.0
★88/9	"Continental"	5 3/4" dia.	850'	£1 8.0
★99/12		5 3/4" dia.	1200'	£1 15.0
★88/12	"Standard"	7" dia.	1200'	£1 15.0
★99/18		7" dia.	1800'	£2 10.0
88/18		"Professional"	8 1/4" dia.	1750'
99/24	8 1/4" dia.		2400'	£3 12.6

★ Also available in EMICASE — 2s. 6d. extra

Record on Emitape—the magnetic tape made in the largest tape factory in Europe and used by the world's leading recording and broadcasting authorities, by industry and science . . . Exacting technical standards and a rigid system of testing ensure that consistently high quality of recording for which Emitape is world-famous.

Emitape's outstanding technical features


- High sensitivity ● Low noise level ● Low 'print through' factor
- Anti-static ● Freedom from curl and stretch

Emitape

"77" "Pen-tested"

"88" General Purpose

"99" Long Play giving 50% increased playing time



Emitape accessories

for jointing and editing

- * Jointing block and cutter AP 46
- * Jointing compound AP 35 for C.A. Base Tape
- * Jointing compound AP 77 for P.V.C. Base Tape
- * Non-magnetic scissors AP 39
- * P.V.C. editing and marker tapes in a range of 6 colours AP38 1-6
- * Jointing tape AP 103

Emicase available separately!

protect your recordings

- * Emicase gives easy identification of leader tapes
- * Has visible index
- * Solves your storage problem

Emicases: 5" 3/6 — 5 3/4" 3/6 — 7" 4/-

For further details ask your local dealer or write to:

E.M.I. SALES & SERVICE LTD · (Recording Materials Division) HAYES · MIDDLESEX · Telephone: SOUTHALL 2468
ES/R/16

Hand Made ...

This is no idle statement, it virtually sums up the REPS recorders, for high quality products such as these cannot possibly be mass produced. Our production capacity is therefore strictly limited, and for this we make no apology; rather we pride ourselves that all models manufactured comply with this published technical specification.

The whole mechanism is mounted on rubber which together with careful selection of motors reduces mechanical noise to a minimum.

Provision is made for the addition of a stereo head with both channels available either to an external stereo amplifier, or one channel through the internal amplifier and the other externally.

TECHNICAL SPECIFICATION

*The improved R40

3½ ips 60—7,000 ± 3dbs

7½ ips 50—12,000 ± 3dbs

15 ips 40—20,000 ± 3dbs

(signal-noise ratio at 7½ ips—47dbs)

Separate record amplifier


2 per cent total harmonic distortion at peak recording level 1 kc/s.

†Push-pull bias erase oscillator for low tape hiss

Separate bass and treble controls ± 15dbs at 14 kc/s—15dbs at 40 c/s

Supplied complete with Acos 39/1 mic. stand. and 1,200' E.M.I. tape

MODEL R30/R40



MODELS

R20 62 GNS. with magic eye record indicator
R30 66 GNS. with meter record level indicator
R40 70 GNS. as R30 but with push/pull sound output.

HOW MANY CYCLES?

From the correspondence we receive it appears that a great deal of importance is attached to the frequency response in its relation to reproduction, generally to the exclusion of the other inter-relating factors—i.e., background noise, harmonic distortion, transient response, etc.

In tape recording a balance must be sought between these factors in order to approach as near as possible to the original sound. The designer must decide at any given speed whether wide frequency response, low distortion or negligible background noise should be given precedence for one can be improved at the expense of the other.

It is generally known that to obtain the best results the bias is adjusted individually on each machine to an optimum level. This implies that a series of recordings are made at some middle frequency, generally 1,000c/s and the bias current adjusted until maximum output is obtained on playback. The bias is then increased until the output drops by approximately 10 per cent. This is the optimum point at which distortion and background noise† from the tape is at minimum. However, the high frequency output from the Playback Head is attenuated as the bias increases towards optimum; the higher this frequency the greater this effect. It is not known for certain the reason for this attenuation; one theory suggests the bias causes partial erasure, which is accentuated as the bias current increases.

A more plausible answer takes into account that at 7½ in. per second at 7,500c/s a distance of 0.0001 in. between tape and Playback Head results

in a loss of 6dbs or half the output; this loss is nearly proportional to frequency. Now below optimum bias the surface of the oxide coating on the recording tape is the most sensitive part and no distance loss can occur, subject to the tape making intimate contact with the Head. However, at optimum bias the point of maximum sensitivity or remanence is below the surface of the oxide giving a distance loss. This is borne out by the fact that a thinner oxide coating improves the treble response but with reduced overall sensitivity.

You are by now probably asking what all this boils down to—briefly then, a Playback Head with a very fine gap will not by itself improve the treble range unless:—

1. It is under-biased, which means higher background noise and greater harmonic distortion.
2. Receives large amount of treble boost during record which leads to increased distortion in the treble region and excessive ringing on the transients.

Finally to see if you really need all those practically inaudible cycles try recording on a really good machine* at 7½ in. per sec. and then at 15 in. per sec. to compare the difference.

STOP PRESS!

We shall be exhibiting with other Manufacturers at the IMPERIAL HOTEL, Russell Sq., W.C.1. Free tickets available through your local dealer, or in case of difficulty, apply direct. Times of opening are Thursday, April 2nd: 6 p.m.—10 p.m. Friday, April 3rd: 10 a.m.—9.30 p.m. Saturday, April 4th: 10 a.m.—9.30 p.m. Sunday, April 5th: 10 a.m.—8.30 p.m.

Send for fully illustrated literature from:—

REPS (TAPE RECORDERS) LTD.

118 Park Road, North Acton, London, W.3

Phone: ACOrn 4141

the TAPE RECORDER

Editor - - - - - MILES HENSLOW
 Technical Editor - - - - - John Borwick
 Assistant Editor - - - - - Julian Berrisford
 Editorial Offices - - - - 99 Mortimer Street, London, W.1
 Telephone - - - - - MUSEum 3967 to 3969



EDITORIAL

WHEN we launched *The Tape Recorder* last month, we had high hopes for it; but we confess that we had no idea it would prove so popular so soon. We thought that our planned print order of 10,000 copies would be more than enough to cover the demand. However, these were all gone within five days, and we were obliged to print a second edition of 3,500 copies to cover the flow of orders. This, too, was sold out; and we very much regret that we were therefore unable to meet the demands of many distributors whose orders arrived late. A small reserve stock has been set aside for the benefit of overseas readers who are at a postal disadvantage, and copies of vol. 1, numbers 1, 2, and 3 will be posted to those who were disappointed, and in strict rotation, not forgetting the needs of Home readers if supplies permit.

We send our sincere thanks to the hundreds of readers who have written to us, and we ask them to accept this as a Combined Operation, for unless letters have demanded a specific reply we were unable to deal with them all individually.

Many of these letters made suggestions for future articles, and quite a few reminded us that their writers had been readers of our sister journal, *Hi-Fi News*, since its first number nearly three years ago; and in this connection they pointed out that it could be a mistake to reprint articles which had appeared in that paper. This is an important point, and one which was debated very seriously in this office. The view taken was as follows: *Hi-Fi News* published some extremely valuable articles on tape subjects during the first twelve months (June 1956 to May 1957), and there must be many thousands of readers who would welcome the opportunity to read them. During that same period, the circulation of *Hi-Fi News* rose from 5,000 to 10,000; which means that the interest value must even now be potentially between 10,000 and 15,000 readers.

Because of this, we do hope that those readers who have already digested some of the early *Hi-Fi News* features will not condemn us for occasional reprints of really worthwhile material. For our part, we assure readers that these items will always be regarded by us as "extra reading", as and when space is available for them. And, with this point in mind, may we reassure all readers that our primary aim is to provide them with the best possible value on all counts, with the best reading content that we are able to secure, and with the best monthly balance of news, informative features, pictures and reviews that we can collect and commission.

Dealing with yet another matter, raised repeatedly in readers' letters, we also confirm our policy of "keeping both editorial feet" well on the ground, in order to make *THE TAPE RECORDER* a magazine that all tape enthusiasts will find easy and useful to read. For those who wish to read further, and often to dig deeper, we recommend *Hi-Fi News*, for its specialised features on tape and other audio subjects, with particular emphasis on stereo, which it covers most fully each month.

MAKE SURE OF YOUR COPY—PLACE A FIRM ORDER

MARCH - - - - - 1959
 VOL. 1 - - - - - NO. 2

CONTENTS

	Page
The Interviewer	
By Stephen Grenfell	53
Readers' Letters	57
Building a Library of Sound	
By B. R. Read	60
Taking Up Tape (2)	
By Jack Forage	63
News Page	65
How To Splice Tape	
(2) Cutting and Joining for Editing	
By I. W. Jarman	67
Club Notes and News	73
Something New!	
(2) The RCA Cassette	74
Reviews of Tape Records	76
What Do These Things Mean To You?	
(2) Wow and Flutter	77
Tape Decks Analysed	
(2) The Collaro Mk. IV	78
The Story of Tape	
Part TWO. How it is Made	
By W. H. Y. Grainger	80
Details of New Products	83
Equipment Under Review	85
What Do You Know?	
A columns of queries and answers	88
Classified Advertisements	90
Advertisers' Index	90

COVER PICTURE

ON our cover this month is the author of the article on page 60. B. R. Read, Assistant (Special Effects Recordings) in the BBC's Library Production Unit. The scene is a blacksmith's forge at Staines, Middlesex. The sound effect that he is recording is one which is now heard but rarely in these islands, where horses have already given way to cars upon the roads, and where they are rapidly being ousted from the farms by tractors. But listeners of middle-age and more will remember the exciting atmosphere of smoke and smell which are linked with the recorded sounds.

NEXT MONTH

TO coin an adage, there is many a slip between a "Next Month" announcement and what actually appears. Please accept our apologies for two such slips. The first was an out and out editorial clanger. We announced the first article of Maurice Brown's series on Editing to appear this month. It should have been "next month". We deliberately switched the programme on item two, for it seemed more sensible to hold over *Recording Bird Song* until there was some to record. Instead, we introduced B. R. Read, and we hope to publish the first article by Eric Sims "next month". In the April number, too, I. W. Jarman continues his fine series on *Tape Splicing*; there will be another *Tape Deck Analysed*; *reviews of tape records*; more "New Equipment", and more "Equipment under review". In addition, all the regular features, such as *Readers' Letters*, *News Page*, and *Club News*.



LOOK FOR THIS COVER!

SUBSCRIPTION RATES

The subscription rate to *The Tape Recorder* is 21/- per annum (U.S.A. \$3.00) from The Tape Recorder, 99 Mortimer Street, London, W.1. Subscription + Index, 24/- (U.S.A. \$3.25).



we get such glowing letters!

Yes, we receive many letters congratulating us on the quality and fine performance of our products also the excellent service we maintain. Being the sole manufacturers of Brenell recorders, we are naturally pleased to receive such praises which fully justify our claim that the equipment we manufacture and sell is the finest value money can buy.

AN ENTHUSIAST

... Results now have justified my faith in buying a Brenell, and I shall not hesitate to recommend your products and excellent service to anyone ... F.A.M.

... again I would say that we are more than pleased with the instrument itself and it is nice to know that one is dealing with manufacturers who have the interest of their customers after sale so much at heart ... F.G.C.

A MEMBER OF U.S.A.F.

... having investigated tape recorders manufactured in the United States, Germany, the Netherlands and Great Britain I was greatly impressed by the performance and quality of your product: it is, in my opinion, one of the finest instruments of its type available in this wide market ... D.B.

TAPE CLUB FOUNDER


... You can quote me at any time as saying that pound for pound the Brenell recorder is the finest value in tape equipment on the market today ... C.W.A.

A PROUD OWNER

... my recorder has given me excellent service and I am really delighted with it ... J.R.

A WARDEN

... a member of the management committee of our Centre was at the Show last week, and came back full of praise for your equipment, Brenell Mk. 5 Stereophonic Record Playback. He has interested us to the extent that we would like to add this item to the Centre's equipment ... A.B.



BRENELL Mark 5

- ★ Four recording speeds 1½, 3½, 7½ and 15 i.p.s.
- ★ Permits use of 8½ in. reels (2,400 ft. of tape for long play. 1¼ i.p.s. over 8 hours)
- ★ Three independent motors (B.T.H.)
- ★ Special foolproof interlocking controls
- ★ Instant stop without spillage
- ★ Pause control
- ★ Digital rev. counter
- ★ High quality amplifier
- ★ Recording level indicator
- ★ Monitoring facilities
- ★ Azimuth head adjustment
- ★ Provision for extra sound heads
- ★ Fast rewind (1,200 ft. in 45 secs.)
- ★ Coloured signal lights

LIST PRICE

64 GNS.

including
1,200 ft.
of tape

Because the Mark 5 is of unit construction the following can be supplied as separate items for incorporation in your own equipment.

Tape deck with provision for extra heads.....	28 gns.
Tape Pre-amplifier Type T.P.2.....	17 gns.
Power Unit T.U.2.....	£4. 18. 0
Stereo/Rec. Playback (including mounting rack).....	£93. 16. 0.

BRENELL ★ ★ ★ 3 STAR PORTABLE

- ★ Three recording speeds, 1½, 3½, 7½ i.p.s.
- ★ Frequency compensation at all speeds
- ★ Push button operation (interlocked)
- ★ Printed circuit amplifier
- ★ Separate bass and treble controls
- ★ High-quality loudspeaker (8 in. by 5 in.)
- ★ Spool sizes up to 7 in. to take standard pre-recorded tapes (all E.M.I. pre-recorded tapes are on 7 in. reels)
- ★ Pause control
- ★ Digital revolution counter
- ★ Modern style wooden cabinet designed for improved acoustic performance



58 gns.

Price includes microphone, 7 in. spool and 1,200 ft. tape.

See this model on show at The Design Centre
Hi-Fi Exhibition 16 Feb — 14 Mar

Send for full details and information on Stereophonic/dual track play-back equipment, to Sole Manufacturers:

BRENELL ENGINEERING CO. LTD.

1a DOUGHTY STREET, LONDON, W.C.1
Tel : CHAncery 5809 and HOLborn 7358



GD17a

By Stephen Grenfell

THE INTERVIEWER WAS . . . YOU

★ Stephen Grenfell has had one of those story book careers. On leaving school in South Africa, he walked round the coast line for a year looking for a ship to take him to England. He has served in the Regular Army, with and without a commission; sold vacuum cleaners from door to door; and tried his hand at kerb-side busking. His scores of B.B.C. scripts include the "Our Day and Age" series, and "It Happened to Me". His most recent television appearance was as interviewer/comper in "A Slice of Life".

DURING the last few years assembly-belt production of tape recorders within the reach of most pockets has caused a revolution in home entertainment. Most of us today who have reached forty-five can probably remember the awe and wonderment with which we listened to our first gramophone at a time when that creaking, hand-cranked box with its enormous tin horn was as new as the aeroplane. All of us in our middle years can no doubt recall the amazement and breath-taking excitement with which we fiddled with crystal and cat's whisker when sound radio was a child and the station identification 2LO was an adventurous call-sign to the future. And there can't be many teenagers in the country who haven't got imprinted vividly on their memories the fascination with which they first looked at a television screen.

The New Home Entertainer

Now the tape recorder has come to take its place among those mechanical inventions in the home that help to while away mankind's increasing hours of leisure. Whereas, however, the gramophone, the radio and the television set demanded little in the way of co-operation except switching on a mechanical device and sitting back placidly to look or to listen, the tape recorder offers the members of any family circle a chance to participate actively in group entertainment... a sort of do-it-yourself home-built show business on its own.

And yet, in a way, the tape recorder, rather than being a device of the future, harks back to the past. Long before paper, printing presses, typewriters, gramophones, radio receivers and television sets were invented man down the ages preserved the chronicle of his activities by word of mouth. He was a teller of stories, and our early history has been handed down to us by the graphic stories that father told son, and son grandson over century after century.

The tape recorder gives the ordinary man the chance once again to preserve by the spoken word the account of his trials, his tribulations, his achievements, his joys and his despair. The modern tape recorder gives Henry Bloggs of Battersea the chance to be a latter-day Boewulf.

A Record of the Spoken Word

No device perhaps offers richer opportunities for preserving the light and shade of a family occasion, the exquisite clarity of a baby daughter's voice, the minute but unforgettable personal achievement of a son or a nephew, the pain of farewell or the ecstasy of reunion after long absence than the compact little box with its two revolving spools that has come to be almost a part of the furniture of so many homes today. And the best technique of doing this is the interview.

So switch on your tape recorder and start interviewing the people who make up the background to your daily life... those in your own family circle, the friends you have made at school or at work, the men, women and children you meet on holiday.



The author interviews Jim Beckley of the General Steam Navigation Co. at Margate for the B.B.C.'s "Holiday Hour".

(Photo by courtesy of "Isle of Thanet Gazette.")

Begin to build up a library that will reproduce vividly for your grandchildren at the flick of a switch the brief and violent times in which you lived as a child or a man... word-pictures of the contemporaries of your day and age who march into the future at your side.

Interviewing... Hardest job of all!


It so happens (although practically everybody in show business believes he is a past master at it) that interviewing is one of the more difficult techniques of radio or television. During the years since the war I've interviewed some thousands of men, women and children (interviews ranging from recalcitrant and almost inarticulate film stars to a talking dog, a singing cat and an uncompromisingly lethal polar bear), and it occurs to me that if I pass on to you some of the tips I've learned during this long and talkative stint you may find them helpful.

There are very few people who can't be successfully interviewed, unless they are chronically shy or suffer from speech defects... provided of course they are properly handled. Proper handling means they must have confidence both in the interviewer and themselves. They must know what is expected of them and they must know something about the subject they are going to discuss. There isn't much point in shooting a loaded question about the differential calculus, or Red China's brand-new commune-system of living, to eleven-year old David. A boy that age can hardly be expected to come up with a brilliant Malcolm Muggeridge dissertation on a something beyond the scope of his, the child's, years and experience. Instead ask the boy what he thinks about the Eleven-plus examination, and you're likely to pull a full and interesting taped interview out of the bag.

First, Choose your Subject

The cobbler, then, to his last. When you are going to interview somebody choose a subject that your victim has knowledge of. Don't be too ambitious at first: not everybody is a born Richard Dimbleby, Michael Ingrams or Daniel Farson. Sixty-year-old Auntie Flora may have very little to say on the specific types of liquid fuel used to propel inter-continental ballistic missiles, but she'll probably be a riot if you ask her to describe how she cooked for a family of seven children when supermarkets and frozen food were unknown; when three meals a day had to be prepared on an open range, and when Mrs. Beeton's lavish cookery book was every housewife's bible. Uncle John may come up with an excruciatingly tongue-tied interview on the subject of the Zimbabwe ruins; but he'll very likely turn up trumps if you ask him to describe what life and death were like in the trenches of Passchandaale, when he was young and one single minute particle of the flower of a nation's manhood.

Remember that the subject most people can talk about best is themselves and their personal history. Remember, too, when



MODEL 500 • Price 94 GNS
including 1 YEAR'S
FREE SERVICE
(including valves)

Reflectograph

THE PROFESSIONAL RECORDER FOR THE HOME

IF YOU ARE seriously interested in making high quality recordings at home you will want to be the proud owner of the Reflectograph Model 500, which is the *only* recorder costing less than £500, possessing all these advantages:

- 21 features including variable speed between 8' and 3½ i.p.s. Stroboscope shows precise speeds of 7½ and 37 i.p.s.
- 3 heads—separate record and playback amplifiers providing instant monitoring off the tape whilst recording.
- Frequency characteristics guaranteed to comply with C.C.I.R. standards.
- Lever controls providing instant start and stop—fast and slow forward and rewind with inching—sound available if required.

Service & Maintenance Guarantee

1 year's free Service and Maintenance Guarantee (including valves) available throughout U.K. Service undertaken immediately by engineers of E.M.I. Company, Home Maintenance Ltd. Annual Service Contract available for 20 years subsequently for small annual fee.

Stereophonic Recording & Reproduction

Provision for conversion for *stereo recording* as well as stereo reproduction.

Recommended by High Fidelity Manufacturers

The high quality reproduction obtainable from the Reflectograph has resulted in orders being received from gramophone recording studios, broadcasting authorities, and many industrial firms. The majority of high fidelity amplifier manufacturers use and recommend the Reflectograph. At the last Northern and London Audio Fairs, H. J. Leak & Co. Ltd. used the Reflectograph exclusively for supplying a tape input during demonstrations of their latest amplifiers.

FOR THE TECHNICAL MAN—Dimensions: 21" long x 14½" wide x 10½" high; **Weight** 50 lbs. **Frequency Response:** ±2 dB. 50—10,000 c/s; ±3 dB. 45—12,000 c/s. **Overall Response:** Strictly to C.C.I.R. recommended specifications. **Signal to Noise Ratio:** Better than —45 dB. (unweighted, including hum). **Output from Playback Pre-amplifier:** 200mV. R.M.S. **Inputs to Record Amplifier (High Impedance):** Microphone 1mV.; Radio or pick-up 50-200mV.—for maximum record level. "Wow" and "Flutter"; Better than 0.2% R.M.S. as measured on the G.B.-Kalee Flutter Meter.

OPINIONS OF TECHNICAL EXPERTS

P. Wilson, M.A., "The Gramophone"
 This is without doubt the most versatile domestic tape recorder that I have had the pleasure of trying out, and the quality, both of its recording and its playback, is of exceptionally high standard. For quality of performance, then, I give the instrument full marks: I know of no better. For the construction I have nothing but praise. There is nothing flimsy about it either as a piece of mechanism or on the electronic side. It is a fine piece of engineering up to the highest British standards.

D. W. Aldous, M.Inst.E., M.B.K.S.
"The Gramophone Record Review"
 The separate record and replay amplifiers make possible the direct monitoring from the tape during the actual recording and this facility is certainly a boon. There is no doubt whatever that when one has used this type of recorder one never wishes to return to the combined record/playback type of instrument. I have never heard better quality at 7½ in.p.s. from any tape recorder that has passed through my hands. The "Reflectograph" is a pedigree tape recorder of immaculate construction and impeccable performance.

James Moir, "Hi-Fi News"
 Separate motors are used for capstan drive and both spools, all three motors being of Garrard manufacture. The overall impression after some months of use is that the machine is convenient and pleasant to handle, while the extra facilities make it very suitable for professional use.

MULTIMUSIC LTD., MAYLANDS AVENUE, HEMEL HEMPSTEAD, HERTS. TELEPHONE BOXMOOR 3636

INTERVIEWING—(continued)

you are interviewing someone who is an expert on a particular subject, that it is very likely that you will be able to ask him a question he is unable to answer. Everyone is an expert on himself and his opinions. Stick to a man's life and his experiences and you won't go far wrong.

Good Preparation Counts

Like every job in life, interviewing is usually more successful when it is based on solid preparation. You may, of course, obtain a brilliant interview from someone you've never talked to, or even see until the instant you switch on the tape recorder; but it's unlikely. I once successfully interviewed Billy Wright of *Wolves* when we had never met; I was sitting in a BBC Studio in Manchester, and he was similarly incarcerated in a studio in Birmingham. On the other hand, one Saturday some years ago, when I was introducing "Sports Report", an Australian boxer whom I had never met was brought into the studio while I was actually on the air. Still talking I nodded to him; he sat down and we began a six-minute "live" interview. It was a shambles during which I worked harder than I have ever done, before or since, to drag some sort of information out of this laconic Aussie. Afterwards we got on like a house on fire, and I realised that if he had not lost his way coming to the Studio, and we had been given five minutes together over a cup of tea in the canteen beforehand things would have turned out very differently.

By "preparing for an interview", I don't necessarily mean that the whole thing must be rehearsed. One of the fascinating features of tape is that the rehearsal can be recorded, as it were. It will probably turn out to have a pace and a spontaneity that a rehearsal interview will lack. However, this isn't always the case; as I'm afraid I have proved only too conclusively in the past. But if the first attempt is a diabolical failure, then the tape can be "washed", and you should both be able to approach the second attempt with more confidence and the knowledge of the mistakes you both made during the first run.

Don't Miss the Spontaneous

First "takes" often repay the effort put into them by bringing to the surface little flashes of spontaneous unrehearsed wit and colour that cannot be successfully repeated after a rehearsal. Once, in Rye, I asked a ninety-odd-year-old fisherman if Rye had changed since he was a boy. "Aye", he replied. "How has it changed, Shad?" I enquired. "The people", he said with a lugubrious face. "How have the people changed?" I persisted. He paused for a moment . . . then: "The so-and-sos are all dead", he said with a casual finality.

More recently, I was tape recording an interview with a ten-year-old girl and her small brother, in Margate on a rainy day. I asked this young woman if she and her brother had been enjoying themselves that morning. Oh, indeed they had. Had they been playing on the beach? The child looked at me with surprise. "Oh, no, sir", she said clearly. "We been playing in the ladies. We do that every day."

When you are setting out to interview anybody you must be prepared to sink your own personality—however strong it is—beneath the personality of the person you're interviewing. The people who are going to listen to the interviewer will want to hear what he, and not you, have to say. Your job is to be a sort of shepherd and unobtrusive catalyst combined. You've got to introduce him, ask him sensible and straight-forward questions (single questions; not a portmanteau of Why? How? and When?), bring his answer reasonably and unobtrusively to an end if you think he is devoting too much time to it; and lead him on to his next answer. To do this you have to develop a sort of split mind. Half your mind should be concentrating on the way the interview is developing, what further questions you intend to ask; the other half must be absorbing what your interviewee has said and is saying. Nothing confuses a person in these circumstances more than being intently asked a question that he had done his best to answer fully for the last two minutes.

Without necessarily rehearsing your interview, or telling your subject the actual questions you intend to ask him, put him in the picture. Discuss with him the subject you are going to talk about. Give him some idea of the sort of questions you are going to ask him. Put him at his ease. Gain his confidence. Let it be quite clear to him that you know what you are doing and that nothing he can do or say is going to throw you off balance. Tell him clearly what length of interview you are aiming at. Recording miles of tape with a person rambling on in 45-minute "idiom" isn't much good if you intend afterwards to try and edit four or five reels down into a brisk and snappy three minutes.

Beware of Note-makers!

Make your physical preparations too. He may prefer to stand. He may want to sit at a table, or at your side on a settee. He may want to make notes. Discourage this particular foible because probably most of the people you will interview are amateurs, and amateurs, unlike professional actors, find it exceedingly difficult to keep up an easy ad-lib conversation while they are peering down at a scrap of paper and trying to decipher a hastily scribbled note. If you're sitting at a table, remove any cigarette lighters, or sauce bottles, or packets of cigarettes. Half way through your most important question he'll start trying to make out what the small print on the packet or bottle says, or he'll begin to play with the lighter.

Don't wave the microphone in his face like a tennis racquet. That will scare him out of his wits. Hold it somewhere between you where both your voices balance. Keep it, if possible, lower than his mouth, with the "live" surface upwards, so that he can look into your face and speak directly to you while his and your words "fall" into the mike.

Then switch on and go ahead. And may your interviews within the confines of your family circle and your friends afford you as much fun and interest as my years of interviewing men, women, children (and animals!) have afforded me.

BOOK REVIEWS

"Tape Recorder Circuits"—By Herman Burstein and Henry C. Pollak. Published by Gernsback Library Inc. Distributed in U.K. by The Modern Book Co., 19-23 Praed St., London. W.2.

This book is No. 67 in the Gernsback Library of paper backed semi-technical books written for the information of the technician and hi-fi enthusiast. Economies in backing, printing, and paper, enable this book to be sold in this country for 23s., about half the price of a similar book employing conventional techniques and standards of printing and binding. Despite these economies the quality of both text and diagrams is above average.

Within the limits indicated by the title, the book is comprehensive and free from serious technical errors. Some precision in explanation must generally be sacrificed if a readable account of a technical subject is to be produced, but the authors have managed to maintain a very acceptable balance between readability and technical accuracy. The scope of the book is well indicated by the list of chapter headings:

1. Elements of a tape recorder.
2. Characteristics of a high-quality tape amplifier.
3. Head characteristics.
4. Tape characteristics.
5. Bias current.
6. Equalization requirements.
7. Equalization circuits.
8. Oscillators.
9. Record-level indicators.
10. Minimizing noise and hum.

Each chapter gives very good coverage of its subject at about the same technical level as the *Hi-Fi News*. Thus, Chapter 6, "Equalization Requirements", discusses the need for equalization in tape recordings, its distribution between recording and playback circuits, tape hiss and noise, and the derivation of the American N.A.R.T.B. equalization curve. As the book is of American origin it omits any reference to the European C.C.I.R. equalization standard, but as the basic reasoning behind both standards is the same—the omission of any reference to C.C.I.R. standards is, perhaps, not so serious as it might otherwise appear.

As an introductory text to the subject, "Tape Recorder Circuits" can be recommended to the technician and hi-fi enthusiast.

J. Moir

HI-FI YEAR BOOK

—1959 EDITION—

IN ITS FOURTH YEAR OF PUBLICATION

HI-FI YEAR BOOK WILL BE A BIGGER AND MORE
COMPREHENSIVE MANUAL THAN BEFORE, WITH
SPECIAL SECTIONS FOR TAPE AND STEREO

READY — MID-APRIL

● **Hi-Fi Year Book** is scheduled for publication in its fourth annual edition at Mid-April. This year it will be bigger than ever, with several new features, and many informative articles covering the different sections of audio equipment. As its regular readers already know, Tape Recorders, Tape Accessories, Microphones, etc., have always occupied an important place in this invaluable annual; and this year the sections devoted to these products have been very considerably increased in order to take in the many new items of equipment which have appeared on the market. Tape recorders of all types will be illustrated and included in its directory sections—professional and domestic models, stereo and single channel.

The directory sections of **Hi-Fi Year Book** form the most complete published guide to the available audio equipment, and every section is thoroughly covered, with pictures, makers' specifications, prices, addresses and telephone numbers. The various sections are outlined in the opposite column.

● The main sections of the 1959 **Hi-Fi Year Book** will include *Pickups*, stereo and monaural: *Turntable units*: *Pre-amplifiers*, both stereo and monaural: *Radio tuners*: FM and AM, self-powered and otherwise: *Tape Recorders*, professional, semi-professional and domestic: *Tape Amplifiers*: *Tape Accessories*: *Tapes*: *Tape Decks*: *Microphones*: *Loudspeaker Drive Units*: *Speaker Enclosures* and *Complete Speakers*: *Home Construction and Kits*. Following its customary layout, **Hi-Fi Year Book** (1959) will also include its advertisement section, fully indexed, at the end of the book, as well as its directory of Hi-Fi and Tape Dealers.

Hi-Fi Year Book is the accepted annual reference book for the whole Audio Industry, and is read by enthusiasts, engineers and dealers alike, in all parts of the world. The 1958 edition is now out of print, but may be found in most libraries for reference purposes.

To avoid any confusion with other publications note the short title—
“HI-FI YEAR BOOK”

Supplies of *Hi-Fi Year Book* (1959) will be available to dealers and booksellers in the early part of April, and is scheduled for general sale at the time of the London Audio Fair. Though the book is greatly enlarged, the price remains the same—10s. 6d. or 11s. 6d., post paid from the publishers below.

HI-FI YEAR BOOK, 99 Mortimer Street, London, W.1

our readers write

AS announced last month (page 12), in order to make this a lively feature we have decided to award three spools of tape for the best three letters published. 7-inch, 5-inch and 3-inch spools respectively, for 1, 2 and 3. And the winners this month are Ernest S. Walkering, Geoffrey Mitcham and G. E. Payne, in that same order. All letters should be addressed to *The Editor, "The Tape Recorder"*, 99, Mortimer Street, London, W.1. Letters not intended for publication should be clearly marked, beneath the signature NOT FOR PUBLICATION.

. . . about a useful gadget

From: Ernest S. Walkering, 98 Lessons Hill, St. Pauls Cray, Orpington, Kent.

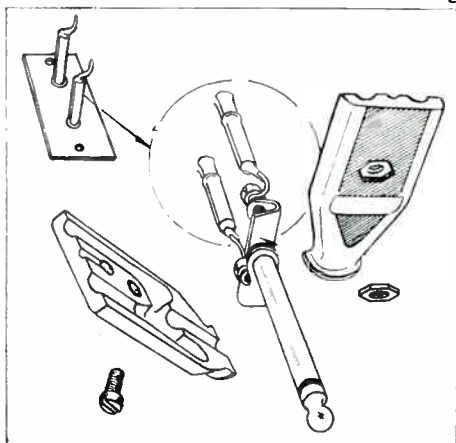
Dear Sir:—May I take this opportunity of congratulating you on the excellence of your first edition. If it can strike an interesting equilibrium between the very technical and not so technical article, it should do very well.

The plug adaptor illustrated is a useful additional accessory for tape recorder owners who have jack socket terminals, and friends whose tape recorder leads terminate with two wander plugs.

Material can be transferred from one tape to the other without the tiresome bother of changing lead ends. The plug has done valiant service for the writer and his friends. The jack plug was three shillings and the wander plug socket sixpence, plus a little patience with a soldering iron.

Removing the sockets from the bakelite strip, the ends can either be soldered straight on to the jack terminals or as illustrated, a small piece of wire soldered to the socket and held by the jack terminal screws, can be accomplished. Whatever the method the result is a neat adaptor.

Yours faithfully



. . . about manufacturing standards

From:—Geoffrey Mitcham, 21 Crofton Road, Woodside Estate, Grays, Essex.

Dear Sir:—As a relative newcomer to tape recording, I would like to express an opinion on what I think is a bugbear to users of tape recorders, especially those people who are interested in "tapesponding", or whom at one time or another have exchanged tapes with friends. I refer to the position of the head gap on various types and makes of recorders.

I wonder how many times borrowers of tape have found that when playing back on their own machines, their friend's tape on which an excellent recording has been made, the music sounds quite flat and gives a very limited frequency response, simply because his recording-playback head is out of adjustment with that on his friend's machine.

"Tapesponding" enthusiasts will be only too familiar with this type of problem, and although with some of the semi-professional models an azimuth adjustment of the head is quite a simple matter, on other models this can quite often involve a major operation with a screwdriver removing quite a few parts in order to gain access to the recording head.

Whilst manufacturers advertise their tape recorders being made to CCIR specification, could not this specification also cover a universal test tape of which every manufacturer of tape recorders could first adjust their replay heads before dispatch to the wholesalers?

We could then know with a reasonable certainty that a tape recorded on one machine would give the same response when played back on another machine and would save that annoying fiddling

around with the azimuth screw on the recording head before we can get the maximum response from the tape of which our machines are capable of reproducing.

Yours faithfully

Note: We offer a 7-inch spool of recorded tape (any title from the EMI catalogue—stereo or monaural) for the best word to replace "Tapespondent", which is neither correct for what it is meant to imply, nor pleasing to the ear. Send entries on postcards only. Up to three suggestions per card. Name and address at foot of card. Nothing else on card (except our address and the necessary stamp on the reverse.) Entries close first post April 16th. Judging will be by a panel. If winning entry is sent by more than one reader, prize will be increased and shared. (Editor).

. . . about tape, spools and splicing

From:—G. E. Payne, 43 Hanworth Road, Earlswood, Redhill, Surrey.

Dear Sir:—I should like to congratulate you on a splendid first issue of *The Tape Recorder*. Being a reader of *Hi-Fi News* since its inception, I welcome this companion publication and feel sure that it will quickly acquire the high esteem that the *Hi-Fi News* already has, and that Hi-Fi and Recording enthusiasts such as myself, will derive from them the finest knowledge and pleasure to be found anywhere in print.

I should like to raise two points. Firstly, tapes and spools. There are two continental manufacturers now supplying double-play tape to the British market, and in the United States double-play tape has been on the market for several years. Yet no British tape manufacturer has yet marketed double-play tape, despite the fact a British manufacturer claims to be the largest tape producer in Europe. If I remember correctly it was from the Continent that we first received 1p tape, and it seems that once again British tape manufacturers are lagging behind, and that the United States and continental manufacturers have given the lead in producing this much needed and useful extra thin tape. I have often wondered, too, why some manufacturer has not had the bright idea to produce unbreakable plastic spools. One of the bugbears of sending tapes through the mail is broken spools. Whilst this can be overcome by metal or cine spools, it would be far better if we could buy our tape on unbreakable spools.

Finally, I should like to ask Mr. Jarman, or any reader, if they can offer a foolproof method of tape splicing for blind persons. I am one of many thousands of blind tape enthusiasts and my most difficult problem is easy efficient splicing. It is difficult to use narrow splicing tape, and not too easy to trim the wider variety. I once tried jointing compound, but didn't seem to get satisfactory results. Perhaps somebody could advise me how to get excellent results with this solution.

Yours sincerely

Note: We suggest that the jointing tape method is your best answer. Admittedly the operation is fiddling, but the editing block described by Mr. Jarman, versions of which are now available, is a terrific help. First of all, it holds the loose ends of the tape—when their natural tendency is to curl up. Secondly, the overhung edge of the channel cut in the block is of great assistance in guiding the thin jointing tape into correct alignment with the tape. (Editor).

. . . about standards generally

From:—Bruce Stephens, 29 Manor Road, Barnet, Herts.

Dear Sir:—Congratulations! You referred, in your announcement in *Hi-Fi News*, to the *Tape Recorder* as "the magazine that all tape enthusiasts have been waiting for". For my part, this could not have been more true, and your first number could not have set the ball rolling more propitiously. While avoiding being over-technical, your presentation is thoroughly adult and at the same time delightfully friendly. I am certain that in its sphere this is going to be just as successful as *Hi-Fi News*. May I be permitted two pleas?

1. That you will set, and maintain, as high a minimum standard on the mechanical side of tape recorders as you always have on the audio side in *Hi-Fi News*. A tape deck is a relatively complicated piece of mechanism and only the highest standards of mechanical engineering design and execution will yield an efficient and dependable product. I hope that, especially in your reviews, this crucial factor of

FREE!

40 page catalogue

For tape recorders or Hi-Fi, YOU MUST SEE this unique new catalogue from the Tape Recorder Centre. 40 illustrated pages, free of charge, giving details of all makes of tape recorders, accessories and Hi-Fi equipments. The most comprehensive catalogue of its kind, listing over 150 items. All orders over £30 on no interest terms.

Tape Recorders

GRUNDIG
ELIZABETHAN
FERROGRAPH
VORTEXION
WALTER
BRENNELL
REFLECTOGRAPH
SIMON
TANDBERG
HARTING
TELEFUNKEN
PHILIPS
SPECTONE
VERDIK
VERITONE
STUZZI-MAGNETTE
FICORD
TRUVOX
BAIRD
MAGNAFON
KURLAND
REPS
REVOX
WYNDSOR

Hi-Fi equipment

Microphones,
Speakers, etc.
LEAK
QUAD
ROGERS
ARMSTRONG
DULCI
JASON
PAMPHONIC
AVANTIC
W. B. STENTORIAN
GOODMANS

C.O.
WHARFEDALE
ELAC
B.J.
GARRARD
CONNOISSEUR
GOLDRING
T.S.L.
STIRLING TUNERS
ACOS
LUSTRAPHONE
ELPICO-GELOSIO
SIMON-CADENZA
RESLO
RECORD HOUSING
LINEAR
TANNOY
ORTOFON
R.C.A.
LOWTHER

Tape
E.M.I.
SCOTCH BOY
BASF
GRUNDIG
TELEFUNKEN
AGFA
ELPICO
SOUNDRITE

All Accessories,
tapes, etc., by
return of post.
All makes
in stock.

Choose with confidence from
the leading Specialists in the country:

THE TAPE RECORDER CENTRE

SYPHA SOUND SALES LIMITED (DEPT. TR)
75 Grand Parade, Haringay, London, N.4. STAmford Hill 1146



TSL HIGH FIDELITY NEWS LETTER

No. 3

WE ARE PROUD TO INTRODUCE THE WORLD'S FINEST
AND MOST VERSATILE TAPE RECORDER

THE NEW TANDBERG QUADRUPLE 4-TRACK MODEL 5 STEREO PLUS

This machine is unique. The sensation of the recent New York Audio Fair. Double the recording and playing time of any other machine available in the world today. Uses standard $\frac{1}{2}$ " tape and carries 4 tracks instead of 2, thus giving two entirely separate stereo recordings or four individual monophonic recordings.

Extra Facilities—Two built-in balanced stereo amplifiers with individual controls capable of playing stereo discs as a normal high fidelity stereo amplifier.

Stereo amplifiers for high fidelity live use, either paralleled for monaural with twice the output, or separated for stereophonic use.

SPECIFICATION

Frequency Response—

From 30–18,000 cps. within ± 3 dB at $7\frac{1}{2}$ i.p.s.

From 30–12,000 cps. within ± 3 dB at $3\frac{3}{4}$ i.p.s.

From 30–6,500 cps. within ± 3 dB at $1\frac{7}{8}$ i.p.s.

Wow and Flutter—Total wow and flutter better than 0-15% at $7\frac{1}{2}$ i.p.s.

Amplifiers—Two built-in high fidelity amplifiers constructed within close tolerance limits. An output of $3\frac{1}{2}$ watts is available from each amplifier.

Signal to Noise Ratio—55 dB below recording level.

Valve Line-up—2x EF804. 2x ECC83. 2x EL84. EM71 magic eye and 3 bridge circuit metal rectifiers.

Speeds— $7\frac{1}{2}$ i.p.s., $3\frac{3}{4}$ i.p.s., $1\frac{7}{8}$ i.p.s.

Recording and Replay Characteristics—Corrected to C.C.I.R. or NARTB standards.

Recording Facilities—

Monaural recording on each of 4 tracks or $\frac{1}{2}$ -track system.

Monaural recording on each of 2 tracks or $\frac{1}{4}$ -track system.

Stereo recording on 2 pairs of tracks or $\frac{1}{2}$ -track system.

Stereo recording on 1 pair of tracks or $\frac{1}{4}$ -track system.

Playback Facilities—

Four-track or $\frac{1}{2}$ -track stereo.

Four-track or $\frac{1}{4}$ -track monaural.

Two-track or $\frac{1}{2}$ -track stereo.

Two-track or $\frac{1}{4}$ -track monaural.

Full-track monaural.

Reel Size—7 in. reels maximum.

Heads—Record/Replay head: specially made in line stereo quadruple. Head gap: 0.00016 in. Two-track erase head.

Cross-talk between the two head halves better than 60 dB.

Inputs—(a) radio (b) microphone (c) disc (d) amplifier.

Loudspeaker Facilities—Built-in monitoring loudspeaker.

Distortion—A recording level 10 dBs below the saturation point results in less than 1% distortion of a 400 c/s signal on replay.

Speed Tolerance—Better than $\pm 1\%$ for all speeds.

Erase Safety Switch fitted to prevent accidental erasure.

Tape Playing Time with double play tape—

$\frac{1}{2}$ -track monaural. $\frac{1}{4}$ -track monaural.

2 hours at $7\frac{1}{2}$ i.p.s. 4 hours at $7\frac{1}{2}$ i.p.s.

4 hours at $3\frac{3}{4}$ i.p.s. 8 hours at $3\frac{3}{4}$ i.p.s.

8 hours at $1\frac{7}{8}$ i.p.s. 16 hours at $1\frac{7}{8}$ i.p.s.

Note.—On stereo recording or playback above times are halved.

Size—Recorder in portable case: $12\frac{1}{2}$ in. x 16 in. x $7\frac{1}{2}$ in.

Weight—Recorder in portable case: 27 lb. **Price 124 gns.**

TANDBERG STEREO ADD-ON RECORDING UNIT

To record stereo on either two tracks or four tracks from live sources, stereo discs, or from stereo programmes now being transmitted by the B.B.C., TANDBERG presents the STEREO RECORDING ADD-ON UNIT. This is a 3-valve recording amplifier to match the TANDBERG Model 5 recorder with built-in magic eye indicator to permit perfect balance with the main recorder.

Price £17

Obtainable from all High Class Hi-Fi, Music and Radio Dealers.

Fully illustrated technical catalogue is available on request from:

TECHNICAL SUPPLIERS LIMITED

Hudson House, 63 Goldhawk Road, London W.12

Telephone: SHEpherds Bush 2581/4794

Telegrams—Home: TEKNIKA, LONDON, W.12 Overseas: TEKNIKA, LONDON

readers letters—(continued)

mechanical reliability will receive first consideration. (A slap on the side, or an extra powerful thrust on a Start button *may* be effective, but, dammit, it may well be too late!)

2. As one of the vast body of users of tape for utilitarian purposes, may I ask for lots of guidance in the fields of (a) Amateur Dramatics and (b) Amateur Cinematography? And the best of Luck!

Yours sincerely

* * *

... about the BBC's "Sound" programme

From:—N. P. Turner, 26 Brookland Hill, London, N.W.10.

Dear Sir:—It is no doubt churlish to complain about the BBC's fine effort in producing "Sound". I managed to hear the last ten minutes of the first broadcast and wished I could have heard it all. And thereby hangs my complaint. We cannot all get home by 6.45, and some of us have other engagements on Mondays. Surely then, since the BBC are prepared to repeat the programme, it would be more sensible to repeat it on a different night and/or at a different time, to cater for those of us who are not available at 6.45 p.m. on Mondays. I should be interested to know what your readers think of this; they should provide a good cross section of those who will wish to listen to this programme.

No doubt many of your readers will say that I can always have the programme recorded for me; but how many of them trust their wives with the tape recorder? (This may well prove another interesting survey.)

Yours faithfully

Note: With paragraph one we agree. But, Mr. Turner, are you not sticking your neck out in para two? (Editor).

* * *

... about duplication

From:—R. Fairweather, 18 Lancaster Court, West Norwood.

Dear Editor:—Congratulations on the first number of the *Tape Recorder*. It supplies a long felt need! But in order to cater for all, don't forget that a good many of us have been with you from number one of *Hi-Fi News*, and have already read and retained articles like "The Story of Tape", now reproduced in full in the new magazine. Granted, it made me turn up my back number of "H.F.N.", and I also read the second part, too; so that one article in next month's "Recorder" has been studied in advance. Tell the newcomer where to find the information by all means, but please don't forget the Old Boys have had this, and "Microphones" and kindred articles before. I am certain that you've got enough to tell us, without too much repetition.

"T/R." could, no doubt, help us all by telling us how to service our machines. For example, one month, *braking*, might be covered, and tips on adjusting the better known make of decks listed. Another journal has covered various recorders, but one recorder per month, and if your particular recorder is not up for treatment until next November, say, it leads to impatience. How about it "T/R."?

We now have our "Sound" programme on Network 3. Is this not an ideal place to transmit those lost BBC Test Frequencies? (*Hi-Fi News*, Vol. 2, No. 9, page 471). Tape recordists need not be told the implication of this. Maybe another campaign started by "T/R." could achieve transmission of the test tones once more, at least, in our own programme? There's another job for you!

Wishing you all the good luck you deserve for "T/R.", I am,

Yours faithfully

Note: See our Editorial. (Editor).

* * *


... about Zoo-phonoc noises

From:—David M. Ogden, 128 Boundary Road, Newbury, Berkshire.

Dear Sir:—I have received the first edition of your new magazine and very nice too. I have recently been experimenting with a loop of tape and I must say I have produced some weird and wonderful noises. For instance, the words "How's this" when recorded at 15 i/s and played back at 3½ i/s sounds very much like what I imagine a cross between a snake and a lion would be. I wonder if any other reader has any brilliant suggestions to make on this subject?

Yours faithfully

Note: A member of our staff says: "Yes. Take recorder to Zoo and record lion and snake at 3½ i/s. Then see what they say at 15 i/s." (Editor).



"BARK, darn you—BARK"

* * *

... mainly about us

From:—Alan C. J. York, 5a Southbourne Grove, Bournemouth.

Dear Sir:—I was intensely interested in the first issue of *The Tape Recorder* and should like to take this opportunity of wishing the magazine the best of luck and of conveying my thanks to all those persons who made the first issue possible.

As a comparative "new boy" to the world of cine photography I have been introduced to the equally fascinating world of tape recording. The two subjects appear to go hand in hand, certainly a film show without sound can be likened to bread without butter. Naturally, my chief interest in recording is the preparation of musical background and dialogue for film, and I was particularly interested in your articles on "The Brenell Mark 5" and "Next Buy a Deck".

As an impecunious but inveterate "Do-it-yourselfer", with no technical knowledge, I am looking forward to further articles on the assembly of unitary equipment such as was described in your article on the Brenell. Please, for the sake of the many who like myself know not the difference between an amp and an ohm, publish at least some of your articles in terms that can be understood by the greenest of novices.

Whilst I appreciate that space is limited in any magazine may I suggest that a little more is devoted to "Tape Records" and a spot found somewhere for "Sound Effects"?

Yours faithfully

* * *

From:—Colin Francis-Griffiths, 4 Garden City, Penydarren, Merthyr Tydfil.

Dear Sir:—I feel that I must write and congratulate you on such a first class publication. The tape enthusiast has never before been catered for and if I may say so, taken seriously, until this publication made its appearance this month—not before time! Here in Merthyr Tydfil I am in the stages of forming a tape recording club, and with this new venture we have a new publication to help us along our way in *The Tape Recorder*. I must say, that although I have been a tape enthusiast for some five years, I am very dull when it becomes technical in any way. There are very many publications that I just could not follow. I read this first copy of *The Tape Recorder* and was able to learn more from that publication in one hour than I have been able to get from other publications in three years. I do hope that you will remember the Tape Recording Clubs in this publication, and give space for their news and views.

Yours faithfully

HOW NEW IS RECORDING?

(2) Not for the Home Service!

"But, sad as angels for the good man's sin weep to record, and blush to give it in"

(From "Pleasures of Hope" part ii, line 357, by Thomas Campbell 1777—1844)

BUILD A LIBRARY OF

★ B. R. Read is very fully employed making recordings—on land, sea, and air—for the “Sound Effects” section of the BBC’s Recorded Programme Library, and has personally “bagged” many of the best of the Library’s 7,000 different sounds. He first became a sound enthusiast many years ago when working with the famous Dr. Ludwig Koch. The BBC’s best thunderstorm recording, for example, was collected by B. R. Read at 4 a.m. in pyjamas, with rain lashing down on to a plastic mac—which he laid out for the purpose!

MAKING recordings “in the field”, or away from your own home, is a fascinating occupation or hobby, with a different set of circumstances and problems to be overcome and solved each time you set up your equipment. Some disappointments are inevitable, but these can be minimised by attention to details. Really knowing your recording machine, its limitations and possibilities, and making a friend of it, is most important; and you should never be satisfied with your first “take”. Don’t be afraid to experiment, especially with microphone positions and recording levels; and, probably most important of all, *learn to attune your ears to unwanted and extraneous sounds*, so that you may take the necessary avoiding action and so save these unwanted sounds jarring on your ears when you play your precious recordings back.

In this tight little overcrowded isle of ours, extraneous sounds are the biggest enemy of the recordist in the field; and so, with this in mind, working when others are not becomes almost a must. Recording indoors may seem a simpler proposition, but here again do watch out for these extraneous sounds which, though fewer generally, loom larger in an otherwise quiet background. Ticking clocks come over beautifully when you do not want them, and chiming clocks are best consigned to the end of the garden! A busy wife washing up, even ever so quietly, should be bribed to leave it until the morning, and even the soft thud of iron on ironing board will “come over” in an otherwise quiet house. Possible exceptions are what we may well call “co-operative noises”, as for instance, on one of my recent assignments.

Recording Pet Budgerigars . . .

Recently I had to get recordings of a prize talking budgerigar. All kinds of subterfuges were resorted to, so as to get the bird started, but in the end we found the only one which set him talking was the sound of washing up. As the budgie was in the living room, away from the kitchen, a system of hand signals was devised to stop the lady of the house from rattling the cups and saucers when the bird started his party piece—and to start her rattling cups and saucers again when the bird needed further prompting.

A complication on this particular assignment was the Western Region’s Main Line, with local expresses running past the bottom of the garden! I. W. Jarman’s tape editing technique was well tried on this job!

To prepare this budgerigar for recording (and this applies to all small caged birds) an object closely resembling the microphone in appearance was propped against the cage as near as possible to his talking perch, about a week or ten days before my recording day, in order to familiarise the bird with what is to him a frightening object. We used one of the small brush tools from a vacuum cleaner, but a torch, a piece of broom handle, or anything which resembles the microphone in size and brightness of colouring will do.

When I arrived, the cage was covered with its night cloth and the real microphone was substituted for the imitation one; and then, when the cover was taken off the cage, the bird was none the wiser. Before starting recording, though, the ticking clock was removed, the crackling fire damped down, and the creaking chair changed for one that didn’t. If there is a

squeaky door, lock it or oil it. It is bound to be opened by someone just at the wrong moment. (*But before you oil it, record it! It may well be a very useful recording to have at a later date!*) A snag with budgerigars is the low level of their speech compared with the very high level of their squawks and shrieks with which they punctuate their set-pieces. I have found that it is best to set the level for the speech, editing out the squawks which usually distort through overloading; although doing it this way there is often the danger of the “printing” of some of these squawks.

. . . and Parrots

Just recently I have been making recordings of parrots. These are easier to record than budgerigars because of their louder and more confident voices. Microphone positioning is not so critical with so much more level in hand; and parrots, far from being nervous of the microphone, always seem curious of it and want to investigate it closely! Starting them off depends on the habits and idiosyncrasies of the individual birds but generally speaking, I have found it saves a lot of time and frustration to record them repeating their words and party pieces after their owners have spoken them. This means, of course, that some of the owner’s voice will be recorded, but by schooling the owner to stop speaking instantly when the parrot starts, and to leave a pause after the parrot has spoken, editing becomes quite straightforward if somewhat tedious.

A sign I have found useful with some parrots, and I do not know if it applies to them all, is that immediately (and I do mean *immediately*) before the bird speaks, the pupils of its eyes contract. This sign has saved me much time and tape. Others ruffle their neck and head feathers, but I have not found this signal very reliable. Many parrots like human company, and talk well with the hubbub of general conversation. If, however, after a while, everyone leaves the room, the bird will often show his disgust by letting forth. By leaving the microphone set up and the machine running, results can often be obtained in this way.


Chickens and Ducks

Before leaving our domestic feathered friends, I would like to mention chickens and ducks. If there is a healthy cockerel in the neighbourhood (and you should know!) the agony of effort required to get up just before dawn in order to get a rousing recording of his majesty in full cry is really worthwhile, and your martyrdom is complete if you have to make several attempts at the recording! The clucking or cackling hen is much easier to record, and with very little effort you can have a nice friendly contented recording for the asking. Sprinkling some seed near the microphone position sets them off very well. Ducks are so obliging, the only real problem is to know when to stop recording! Singly they are more difficult, but with patience they will perform, especially if the one you wish to record has been separated from his friends. Otherwise a few snails fed to them at opportune moments will raise the equivalent of a duck’s cheer!

With chickens and ducks we have now gone outdoors, probably down to the end of the garden and we now come up

SOUND

The trouble with recording domestic pets, is they are so friendly. To a dog-lover, like the author, it is easy enough to record a "conversation". But how do you get a tape of fierce growling and barking, from an Afghan who just stands laughing at you?



against other kinds of extraneous sound nuisances. Aircraft are big offenders, and even when out of earshot it is best to wait until all possibility of a returning wave of reverberation has gone. Watch out for the possibility of someone's lawnmower rattling its way into your recording, or a dog barking in the distance--and for any one of a hundred and one ordinary everyday sounds that generally pass unnoticed but which will spoil your recording if let go by. Someone emptying an ashcan, slamming a back door, scraping a plate, or getting a shovel full of coal.

Dogs and Cats

And now let's get the chickens quiet and record the dog. On the whole dogs, being friendly creatures, are willing to oblige at almost any time and, because they are so much more responsive to us humans, they can be "taped" in many moods. I prefer to record them on their home ground, because then they do not seem so inclined to wander, scamper and explore as much as in a park or other open place; and I thus have more chance of deciding the distance and perspective, rather than have the dog forcing it on me by his harum-scarum running around. The dog's master, with a ball or stick, playing with the dog usually gets him barking happily, and a friendly tug-of-war will produce the growls and pretended snarls that sound so impressive on a recording. With his master playing with him in this way, I have found the dog is usually soon oblivious of the stranger with microphone and machine nearby.

This happened to me when I wanted to record a golden retriever's lovely deep-throated bark. No matter how absurd our antics, he just wagged his tail and nuzzled up to his master (and myself) as if to comfort us in our delirium! In the end his master, with an anticipatory gleam in his eye, suggested I pretend to attack his wife! This with much trepidation I started to do, with her reluctant consent, of course, to the accompaniment of much violent but silent encouragement by the husband. The dog thoroughly approved of this new game, barking, growling and frolicking all around us, enjoying it hugely. If you try this trick, take care you choose a consenting husband and a sporty wife! With the barking alternating with growling, levels will again be a problem, as the barks are very high level indeed compared with the growls; and "printing", I have found, becomes a real problem.

There is really no answer to this except to record one tape for the growls, and another for the barks; and once again editing came to the rescue. Cats are an especial problem, they are so independent and superior! Purring is fairly easy to record, given quiet surroundings. Simply get him (her) nice and comfortable in a well padded armchair, stroke lazily—and there you are! He will usually take no notice of the microphone at all until you want him to meow for you, and then he seems to meow just when you are not ready, and stops as soon as the microphone is produced.

Twisting tails and other forms of persuasion are out! You must be ready for him when he is hungry and wants his food; and watch out for him when he has had a saucer of milk, taking up your station by the back door ready for his meow when he asks to go out. But be content with just two or three meows at a time. Do not keep him uncomfortable too long! If you know from experience that a pugnacious tom cat is fond of a certain spot within reach of your microphone on the same night as his rival, then there is your opportunity to record them naturally in their environment at the cost of getting out of yours!

Farm Opportunities

Generally speaking, sounds on farms offer most scope to people with battery driven recorders; but the farm yard is often within reach of a mains-driven job, especially since so many farms are fully wired and mechanised these days. There are no hard and fast rules here, just simply that opportunities must be watched out for and seized, and patience is the great virtue. Cows can usually be recorded when they are waiting to come in to be milked. Geese will "create" as soon as you look at them, and goats will nearly always oblige after one carrot or tit-bit!

If the farm has a five-barred gate, or local equivalent, it makes a lovely sound to get on record; and for a sound picture, the lorry calling to collect the milk, off-load the empty churns to the accompaniment of the farm dog barking is hard to beat. But it happens early in the morning! Very early!

Another nice noise is the tractor starting up, coughing and spluttering until warm, then approaching and passing away in the distance until lost. You may also be fortunate enough to find a bull in his pen in a belligerent mood. But do not tease him! And if it is possible that the farm still has a horse in service, together with a farmcart, try and get it drowsily approaching and passing once or twice, crunching, rumbling and jolting along a rutted lane.


With the vast majority of amateur recordists, the equipment used will be mains-driven, and for recording in the garden and thereabouts, a long mains lead will be necessary. You don't really need me to point out the obvious precautions to take. Do use proper heavy rubber covered three-way lead, made up with proper connections. Those odd bits of flex and insulating tape are *not* worth the risk to yourself and the machine. The wind is a problem at all times, but in a garden you should be able to pick a recording position behind some kind of shelter; in fact quite often I use my body and a judiciously draped coat, and get away with it. And then, of course, for many microphones there are windshields available which are satisfactory in certain conditions, although I must confess I only use mine when there is no other way out as I feel there must be some loss of quality even if only slight.

In the next article I hope to deal with the recording of cars, aircraft, etc.

EDITAPE

BRIT. PAT. APP. NO.: 30648/58

... the most efficient tape splicer



yet costs only 7/6 . . .

No owner of a tape recorder can afford to be without this tool. Machined to fine limits, the groove holds the tape firmly without damage. The tape cannot slip after cutting. It's the professional's choice—and the easiest one to use!

Send 7/6 to:—

SOUND DEVELOPMENTS
9, OSBORNE ROAD, KINGSTON-UPON-THAMES
(TRADE ENQUIRIES INVITED)

What ? Where

What type of Tape Recorder, among all the machines now on the market should I buy? What are the various characteristics, for instance, of a Grundig TK20 or a Telefunken KL75, a Simon SP/4 or a Reflectograph 500 and other recommended machines?

Where can I see all the leading makes demonstrated? Where can I go for unbiased help and advice, where technical points are patiently explained, where the service is willing and friendly, and, above all, where purchase terms are the most reasonable?

Ask a fellow enthusiast—more than likely he will tell you

THE RECORDER Co. (dept. R.)

**188 West End Lane, West Hampstead
London N.W.6. Telephone SW1 4977**

- ★ *We are mail-order specialists—free catalogue and full information on request*
- ★ *Open all day Saturday. Fridays until 6.30 p.m.*



HIGH TOP RESPONSE

The ability to capture and reproduce sounds of extremely high register—even beyond the limits of human hearing, that is what is meant by High Top Response. This the bat can do—and so can MASTER-TAPE. MASTERTAPE records and plays back every sound with the utmost clarity, in a way that must be heard to be believed. High top response also means that MASTERTAPE can record efficiently at lower speeds with maximum possible brilliance.

Mastertape in the News! Mastertape is now supplied for use with the B.B.C. Mars Recorder in Service with the United States Air Force.

Mastertape

MAGNETIC RECORDING TAPE BY
MSS RECORDING CO. LTD. Colnbrook, Bucks.
Telephone: Colnbrook 2431.

Showroom and Studio

21, Bloomsbury Street, London, W.C.1.
Telephone: MUSeum 1600.



Attractive, ideal tape storage. Stoutly bound book containers in red, black and gold, with transfer numerals, holding two 7 in. reels of tape. Price 7/6. Bookrack to hold six books, 17/6. Set of 6 books and rack 62/6.

TAKING UP TAPE

PART 2

AS with most hobbies or pursuits, tape recording has its own vocabulary of special words. Some of these are technical in origin, and others have "just grown". You should get to know these terms—or at least some of them—since it makes reading and conversing on the subject so much easier. This Beginners' Page will be devoted to the "Language of tape recorders", for the next three issues, and I have divided the discussion under three headings:—(1) the *recording system*, (2) the *playback system*, and (3) the *transport system*.

Brief Description of the Recording/Playback Chain

Referring to the diagram, the relatively small electrical signals generated by the microphone, or other source, are amplified and passed through the coils of the record head. This sets up a proportionate magnetic field, which is concentrated at the frontal gap over which the tape passes. The net effect is to align the tiny magnetic particles, which comprise the coating of the tape, so that they form a record or "history" of the programme voltages.

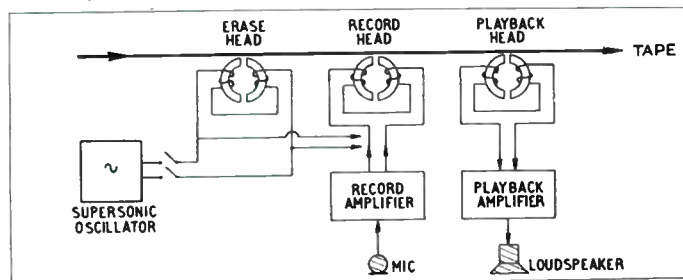


Fig. 1: Basic recording and playback chain. In many portable recorders, space, weight and expense are saved by combining the record/replay functions in a single head and amplifier.

As the tape passes over the playback head, the varying magnetic fields from the tape set up alternating currents in the coils. These are amplified by the playback amplifier sufficiently to drive the loudspeaker. Clearly, when we are recording, the tape should reach the recording head in a uniform state of magnetisation or demagnetisation. This "erasing" process is nowadays nearly always done by applying a high frequency field to the tape, so that in the time taken to pass the erase head, the tape particles are subjected to several cycles of alternating field. As shown in the diagram, part of the oscillator's output is also mixed with the programme input to the record head as what is called "bias".

The Tape

Now let us examine the various links in the recording chain in a little more detail, starting with the tape itself, and working back towards the programme inputs. The standard dimensions of the tape are 0.25 in. wide, by 0.002 in. thick, consisting of a 0.0015 in. cellulose acetate or PVC plastic base, and a 0.0005 inch coating which contains a finely ground iron oxide. In recent years tougher plastic materials, notably polyester, have made possible the production of thinner tapes (0.0014 in.) with a comparable performance, and the advantage of a 50 per cent. increase in the playing time for a given size of spool. These are termed "Long Play" tapes. When preparing the magnetic coating, tape manufacturers have to strike a balance between a material which is easy to magnetise, and one which is difficult to demagnetise. The former—the so-called low or medium coercivity tapes—require comparatively low bias and erase currents, but suffer from poor high frequency response due to the self-demagnetisation that takes place. The latter—high coercivity—are better for permanence of the recording and response to high frequencies, but may be difficult to erase.

The faint spurious echoes that are sometimes heard on tape recordings, due to interaction or "print-through" of the magnetic fields of adjacent turns of the tape, are less in evidence now that medium or high coercivity tapes are the rule. Nevertheless, they




Fig. 3: View of the sound channel of the Wearite deck, showing (l. to r.) automatic stop; erase and record/playback heads each with pressure pad; drive capstan and pressure roller (disengaged).

must be guarded against by never over-modulating the tape, and by avoiding high temperatures.

The "Record" Head

As indicated in the diagram, the *record head* is usually ring-shaped, with a break or gap at the front and back. The horizontal width of the front gap is approximately 0.001 in. (Except that in some domestic recorders a single head is switched to serve either as record or playback head, and a narrower gap is then employed—approximately 0.0005 in.) Thus the gap may well be invisible to the naked eye, and the front of the head may seem to be of solid steel—highly polished to ensure the closest possible contact between tape and head.

The vertical depth of the head determines the width of the track recorded on the tape. In many professional recorders this corresponds to the full 1/4-in. width of the tape; but it has become the rule with domestic machines to limit recording to a narrow track near one edge, to permit a second recording on the opposite edge. The dimensions for twin-track recording are shown in the diagram, and the standard mode of recording is to use the top track, with the tape travelling from left to right.

Mixed with the programme currents, through the coils of the record head, is the high frequency bias current already referred to. Frequencies used for this are 40–100 Kc/s—i.e. supersonic—and briefly the purpose of this bias is to give better linearity, and less distortion. The exact mechanism of this improvement in quality is not fully understood, even by experts; but it is known that the strength and frequency of the bias current have to be adjusted carefully for best results. This is why a variable bias control is provided on some recorders, and a specific type of tape is recommended for others.

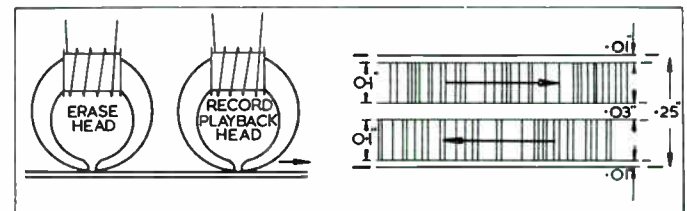


Fig. 2: Standard dimensions and direction of travel used in two-track tape recording.

The output of the bias oscillator is utilised also to erase the tape before it reaches the record head. The switch shown in the diagram may be interlocked with the Record/Replay selector switch, or it may be coupled with some form of safety switch to prevent accidental wiping.

The Record Amplifier

The primary function of the record amplifier is to raise the voltages supplied by the microphone, gramophone pickup, radio, etc., to a value sufficient to give effective magnetisation of the tape. This may call for a very high gain amplifier for low level inputs, such as ribbon or moving-coil microphones (perhaps 100,000 times). For the higher input levels obtained from some gramophone pickups and the external loudspeaker sockets of a radio set, less gain is necessary. To cater

high
performance
dual
impedance
the
Cadenza
REGD.

ribbon microphone

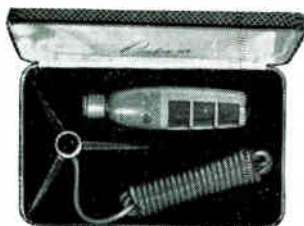
designed and manufactured in England



A worthy link in the chain between live sound and perfect recording, the Cadenza ribbon microphone has been designed to give performance of the level of studio equipment, while remaining in the medium price range.

It can be used as either a low or high impedance microphone to suit any type of equipment and to give almost unlimited cable length without line transformers.

The entirely new arrangement of ribbon and magnet gives an output which is flat to within close limits over the wide range from 50 c.p.s. to 12,000 c.p.s. This enables the user to record the full gamut of symphony orchestra, cathedral organ, or the strong rhythmic bass and percussive highlights which add so much to the drive of jazz—even the solo piano, normally the most difficult instrument, is faithfully reproduced.



Microphone with dual impedance head in presentation case, 81 gns.

Microphone (dual impedance head) and tripod desk stand, with 11 ft. of cable, 10 gns.

Send now for illustrated folder 'N5) or ask your radio dealer

Simon Sound Service Ltd
46-50 George Street, London W1
WELbeck 2371

TA 1994

TAKING UP TAPE—(continued)

for these two conditions, many tape recorders have low and high level input sockets—the latter may incorporate an attenuator to reduce the level, or may by-pass the first valve of the record amplifier.

In addition to boosting the signals, the amplifier introduces frequency correction, otherwise known as equalisation, to compensate for the uneven frequency responses inherent in the magnetic recording system. Basically, this consists of pre-emphasis of the high frequencies. It is usual to switch in extra top boost for the lower recording speeds, at which the inherent losses are greater.

It is very important to have the correct setting of the volume or gain control when recording. Too high a setting will cause overloading on the loud passages, and consequent distortion. On the other hand, recording at too low a level will undermodulate the tape; and then the higher volume setting needed on playback will bring the background noise into prominence. The level indicator is designed to guide you in maintaining the correct signal strength. However, this device—magic-eye, level meter, neon lamp, etc.—has the disadvantage of responding equally to high, middle, and low frequencies, and may give unreliable indications of the *loudness* of the sounds as judged by ear.

You should therefore carry out a rough calibration of your particular machine, to find out what visual indications correspond to audible distortion. You might try the following experiment:—read into the microphone in a fairly level voice, increasing the volume setting at the end of each sentence, and noting the level indicator peaks at each stage. Then play back the recording to discover for which indicator readings noticeable distortion begins.

Recording Inputs

The most obvious source of programme material, and the one which you will certainly try out first, is the microphone. It is the microphone's job to respond to the sound waves, and vibrate in such a way as to generate an alternating voltage at the input to the record amplifier. Ideally, this voltage will faithfully convey all the information that was present in the original sounds. That is, the strength of the voltage will follow the rise and fall in sound intensity, and the number of cycles per second will equal the rate of vibration (i.e. the frequency) of the sound source.

Any departure from this ideal conversion of sound to electricity is called distortion. The most common types of distortion are **overload distortion**, which results in the production of many harsh overtones or harmonics, and **attenuation distortion**, which occurs when the various frequencies present in the sounds are unequally reproduced.

The voltage generated by a microphone for a given intensity of sound is called its sensitivity. This varies considerably between the different types of microphone. For example, crystal microphones, which are widely used with domestic tape recorders, and are relatively inexpensive, are fairly sensitive. They produce an output of approximately 0.002 volts, i.e. 2 millivolts. Ribbon and moving-coil microphones are generally less sensitive, with outputs of about 0.0001 volts, i.e. 10 microvolts.

But these values depend too on the microphone's having been correctly "matched", i.e. connected to input terminals of the appropriate electrical "appearance" or *impedance*. Crystals are said to be "high impedance" microphones, and must be used with a high impedance input—roughly 500,000 ohms. Ribbon and moving-coil microphones on the other hand are low impedance devices, and must be used in conjunction with a step-up transformer. This transformer may be built into the microphone base, or a small connecting box, or be incorporated in the recorder itself, wired to a "low impedance" input.

The terminology of recording from radio, gramophone, and other tape machines, etc., will be discussed next month.

LONDON AREA—TAPE RECORDERS AND HI-FI
Stacking Agents: **Ferrograph, Vortexion, Leak, Quad, etc.**
NUSOUND
RECORDING CO., 3-8 Brigstock Parade,
London Road, Thornton Heath, Surrey
TAPE RECORDER SPECIALISTS
Tel: THO 7609
(Opposite Thornton Heath L.T. Bus Garage—1st floor)

NEWS PAGE



● Billy Cotton, with his Grundig TK35 has a trial run through the script of one of his B.B.C. programmes *The "Billy Cotton Band Show"*.

In a joint statement on the 28th January C.Q. Audio Ltd. and TSL announced that in future all the marketing of C.Q. products will be carried out by Messrs. Technical Suppliers Ltd., Hudson House, 63 Goldhawk Road, London, W.12.

New Foot Control for Stenorette

An improved foot control for use with their *Stenorette* dictating machine is announced by Grundig (Great Britain) Limited. Simply designed to allow easy operation for both stop/start and back space, this entirely new unit has a single foot plate control, and is finished in two tones to match the *Stenorette*. It will be known as RCF 33—Mk II and the price remains unaltered at £3 13s. 6d.

In the reference to the *Tape Recorder Centre* (Sypha Sound Sales Ltd.) last month, the postal district was given incorrectly, the address is 75 Grand Parade, Harringay, London, N.4.

Caplin-Hirst & Co., 122 Coram Street, London, W.C.1. are producing a new tape recorder "*The Balmoral*", using the Collaro tape deck; full details will be published next month, but any reader requiring a domestic recorder that is attractively styled, light in weight, and very easy to operate is recommended to write for further details. The price is 49 gns.

A sample has been submitted for review.

The *Tape Recorder Service Co.* have announced a 3-speed recorder selling for £46 4s., "*The Bromley*". It is also hoped shortly to introduce a de luxe model selling for around £65; this will incorporate an electronic timer. Further details from 43 Napier Road, Bromley, Kent.

Multimusic Ltd., manufacturers of Reflectograph professional tape recorders, state that owing to increased demand for their Model 500, and to provide for the manufacture of stereophonic recording and reproducing instruments, they have had to expand production facilities.

An interest in an electronic engineering firm at Chelmsford has been acquired and all record and playback amplifiers will now be made in the Chelmsford works. Complete Reflectographs will continue to be assembled at Hemel Hempstead where a number of unusual soundproof rooms are now being used for individual calibration of each instrument. The recently announced annual maintenance and guarantee scheme, which is free for the first year, is now in operation as more than 120 E.M.I.—Home Maintenance Ltd. Engineers have been trained to service Reflectographs.

We understand that shortly Multimusic will be announcing details whereby owners of the Reflectograph Model 500 will be able to have their instruments converted for both stereo recording and reproduction

whilst being able to retain the facility for monophonic recording and reproduction. All the well known features of the Reflectograph will be retained including the variable speed drive, stroboscope and separate record and playback amplifiers for each channel to permit monitoring off the tape whilst recording.

As from 2nd February, 1959, the Head Offices and Showroom of *Stella Radio and Television Co. Ltd.*, will be located at:—Astra House, 121/3 Shaftesbury Avenue, London, W.C.2. Stella produce two tape recorders, the ST.451 single speed machine, costing £42; and the ST.450 3-speed model, price £69 3s.

Philips Electrical Ltd. have introduced a new 4-Channel Mixer (Type ET.1039) which supersedes the existing model ET.1027. The new version sells at £36, £11 less than its predecessor.

Intended not only for public address work, but also for those who are seriously interested in tape recording, the ET.1039 is of compact design and dimensions. It is basically a table mixer which can easily be converted for rack mounting by the fixing of a panel (Type ET.1040) available separately at £1, list.

The finish is of silver hammer enamel on steel and the instrument is provided with rubber feet.

Getting the Game Taped: Football coaches in the United States are getting their teams' mistakes literally taped—on *Scotch* video recording tape. The action of the game is recorded on the magnetic tape and during half-time fed through a closed circuit to television monitors in the locker room.

One professional team, the Los Angeles Rams, has been using this system for many of its games this season. During the half-time break the tape is "played back" so that second-half strategy can be adjusted to the performance displayed so far. Now tape has moved into American college football so that boys can sit in their dressing room after a match, watch a tele-recording of the game on TV monitors and study their mistakes. In Britain the use of this particular video tape is so far confined to Independent Television broadcasts.



The new
Fi-Cord battery
portable described
on page 83

The *Minnesota Mining and Manufacturing Co. Ltd.* have introduced a new silicone dry lubrication treatment for their acetate PVC and Polyester-based *Scotch* recording tapes. They claim that this cuts down friction and permits smooth passage of the tape past the heads, thereby considerably reducing the wear on them. This wear on the heads can reduce the frequency response by a full octave. The lubrication properties will last the length of the tape.

The *M.S.S. Recording Co. Ltd.* hope that a thinner polyester film will be available early this year, making it possible for them to introduce Double Play tape, i.e. 2,400 feet on 7-inch reels. This will be a *Melinex*-based tape, which maintains excellent contact with the head. It clings whilst in contact, thus ensuring maximum response on playback.

IFIFS ANDANDS

[WERE POTSNPANS ETCETERA]



IF—you like this magazine THE TAPE RECORDER — **AND**

IF—you enjoy reading HI-FI NEWS — **AND**

IF—you listen to discs of classical music . . .

. . . then you will
most certainly like

RECORD NEWS
AND
STEREO DISC

“ . . . WITHOUT ANY DOUBT THE
FINEST AND THE MOST RELIABLE
REVIEW PAPER OF ITS KIND ANY-
WHERE IN THE WORLD ”

PRICE 1s. 6d. MONTHLY




● You will easily recognise “Record News” each month by its fine cover . . . pillar-box red, plus a full colour photograph. Its colour photo for the February number is an 1838 Valentine. On the March cover you will find a beautiful Irish village. But the fine outward appearance of “Record News” is only a token of the same high standards maintained within! All the month’s releases listed for you; all the details, plus playing times, of the discs that are reviewed; interesting articles on music and its personalities; unique comparative reviews of works several times recorded. If you cannot obtain “Record News” locally, sample it at our expense! Send 6d. stamp for specimen copy. At 1s. 6d. monthly, “Record News” is the finest value anywhere.

CLASSICAL RECORD NEWS LTD., 99 Mortimer Street, London, W.1

HOW TO SPLICE TAPE

No. 2. CUTTING AND JOINING FOR EDITING



Accessories required in tape editing—french chalk, yellow wax or chinagraph pencil, editing block, razor blade, and jointing tape.

LAST month, in the first article of this series, I described the repair of a simple tape break, i.e. a clean break where the two ends match. The other type of break to be dealt with is much more difficult, i.e. where the ends of the tape have been damaged on breaking. In this case, in order to make a good joint, the damaged portions must obviously be cut away. If the tape has been recorded and you wish to preserve a reasonable continuity in your recording, your first job will be to play the tape and to listen carefully to find the most suitable cutting points to achieve this end. Some material is bound to be lost, but naturally there will be some good and some not-so-good points. Firstly, therefore, a "makeshift" joint is called for—one with which you preserve as much of the tape as possible.

Trim each end of the tape as close to the damaged portions as possible. This can be done by overlapping the two ends in the editing block over the 45 degrees slot. Holding the razor blade at an angle (see fig. 3), cut cleanly through both pieces simultaneously. Then joint the tape as shown in figs. 7 and 8.

Now play the tape and select your editing points. Mark them clearly with a yellow wax chinagraph pencil. The marks should be approximately $\frac{1}{8}$ inch long and should be made at the bottom of the tape (fig. 1). If you always mark at the bottom of the tape, these marks will act as an instant indication of the beginning of a tape length, and whenever you edit in odd lengths, the speech or music will automatically be the right way round.

Where to Mark the Tape

At this stage you must consider your own tape deck, and decide how you are going to mark the tape so as to ensure absolute accuracy. The obvious point is, of course, the centre of the replay head at which you select your editing point. However, you may find this difficult, since most domestic recorders employ pressure pads to keep the tape in contact with the heads; and nearly all of them are fitted with covers which make the face of the heads inaccessible. In such cases the mark must be made further along the tape, where it can be got at easily.

Let us assume that there is a clear space on your deck, say three inches to the right (or left) of the centre of the replay head. Mark

this point accurately on the deck with a pencil or (better) a small piece of jointing tape. If you intend to do a lot of editing, it will be worth while fixing a small upright pillar to the deck at this point. The pillar should be well polished to avoid friction with the tape. The distance between this point and the centre of the head should be measured most carefully; then make a mark on your editing block precisely the same distance from the 45 degrees slot, and in the same direction away from it. Such a reference mark can be seen on the editing block in fig. 2.

Where to Cut the Tape

If your deck allows you to mark your spot over the actual centre of the replay head, you will obviously only have to place the spot over the 45 degrees slot and cut across its centre. If, however, you have been obliged to use the "offset" method described above, you will merely have to place the spot on the tape against the reference line on the editing block; the point to be cut will then automatically be in position over the 45 degrees slot.

Fig. 1 shows the first spot marked on the bottom of the tape (with a pin added purely as a photographic aid to indicate it clearly).

In fig. 2 the tape is shown marked each side of the piece to be removed. (The pins have again been used merely to draw your attention to the marks.)

Fig. 3 shows the actual cutting at the first mark on the tape. You will see the angle at which the blade is held. Avoid using a sawing motion, or a blunt blade, for these can cause ragged edges and consequently an unsatisfactory joint. Then overlap the second mark as shown in fig. 4 and cut again.

After cutting, remove the unwanted piece (see fig. 5), leaving the two ends to be jointed butted together. Make your joint as in figs. 7 and 8.

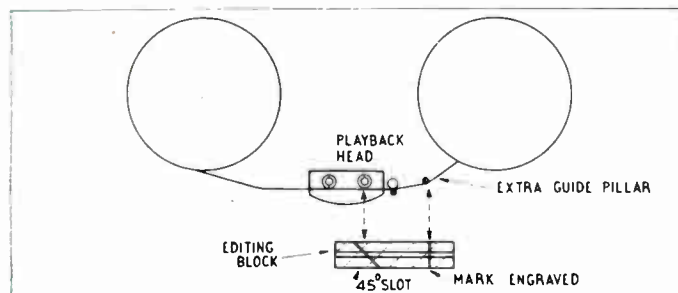
Fig. 6 has been included to show the piece removed, and to demonstrate clearly the point made earlier about marking the bottom of the tape.

Removing Long Sections of Tape

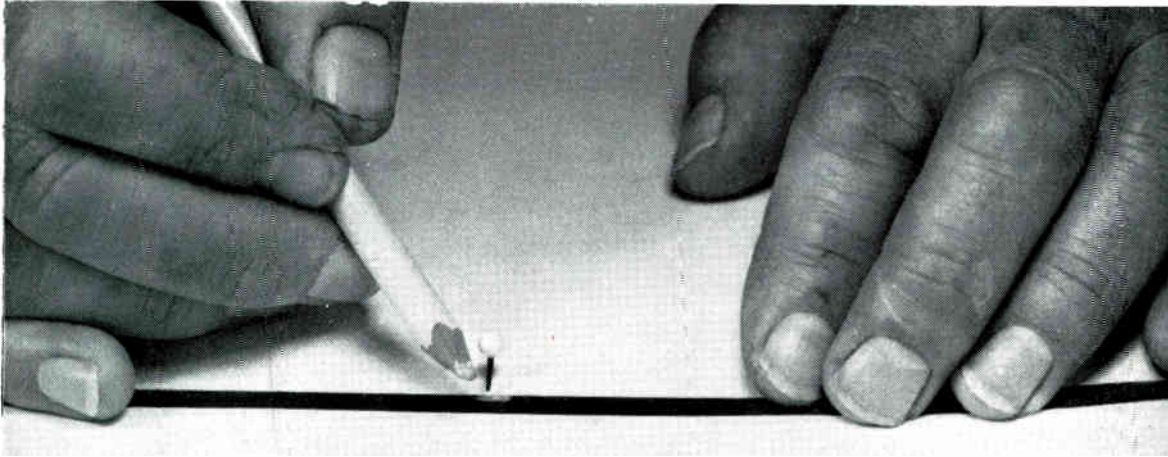
The piece removed, in the editing shown, consisted of only two words—about three inches of tape. If you were removing a much longer piece, e.g. thirty seconds or more, then a slightly different procedure would be adopted, as follows:

First mark and cut the start of the piece to be removed, and run this piece off on to a spare empty spool. Cut at your second mark, and make your joint. The piece removed can then be jointed on to the end of the reel and erased, so that no tape is wasted.

So far this discussion has assumed, for simplicity, that only one track of the tape has been recorded. But now we must consider the




★ THESE 8 PICTURES SHOW




1
Make
First
Mark

Fig. 1: Mark with the yellow wax chinagraph pencil at the bottom of the tape as indicated.



2
Make
Second
Mark

Fig. 2: Mark before and after the unwanted portion, before cutting.



3
Cut
First
Mark

Fig. 3: Cut at the first mark. Note the angle of the blade and that the cut is made through the centre of the mark.

HOW TO CUT OUT WORDS! ★

We start in this article with the assumption that your tape has broken in such a way as to damage the ends, and you therefore have to cut away a portion of tape. However, the steps described for coping with this situation are equally applicable to the job of editing out unwanted words, coughs, etc. Developing a quick skill at splicing in this way is the first stage in becoming a virtuoso tape editor. The other requirements are a good ear, and plenty of practice.

probability that there will be recorded material! on both upper and lower tracks.

Again, trim away the damaged portions and joint the tape. In making your joint, you may by sheer chance have cut at points which do not seriously affect the continuity of either track, but I'm afraid that the odds are heavily against this, and you will have to consider editing so as to effect an improvement.

Remember, before marking and cutting, that whatever you do on one track will affect the other. I would suggest therefore that, if you have the facilities (i.e. another tape deck and pre-amplifier), you copy one track to a new tape before attempting any editing. Thus each track can be edited separately. After editing both tracks, the uncopied track may then be copied to the second tape. Restoring the copied track to its original tape should be avoided, since this would involve

making a copy of a copy, probably resulting in an appreciable loss of quality.

To avoid cutting both tapes, the following procedure may be adopted: first edit one track, retaining the portion you cut out (this is most important), and copy this edited track to a new tape. Replace the portion removed on your first editing. It is then possible to edit the second track and to copy this to the new tape. Your original tape can then be serviced and used again.

In these first two articles, I have dealt with the temporary jointing of tapes; and this method you may well find adequate for your requirements. However, you may decide that a joint of a more permanent nature is required. This type of joint, and the servicing and care of tapes, I shall be dealing with in the next and final article on the mechanics of tape editing.

4
Overlap
Second
Mark

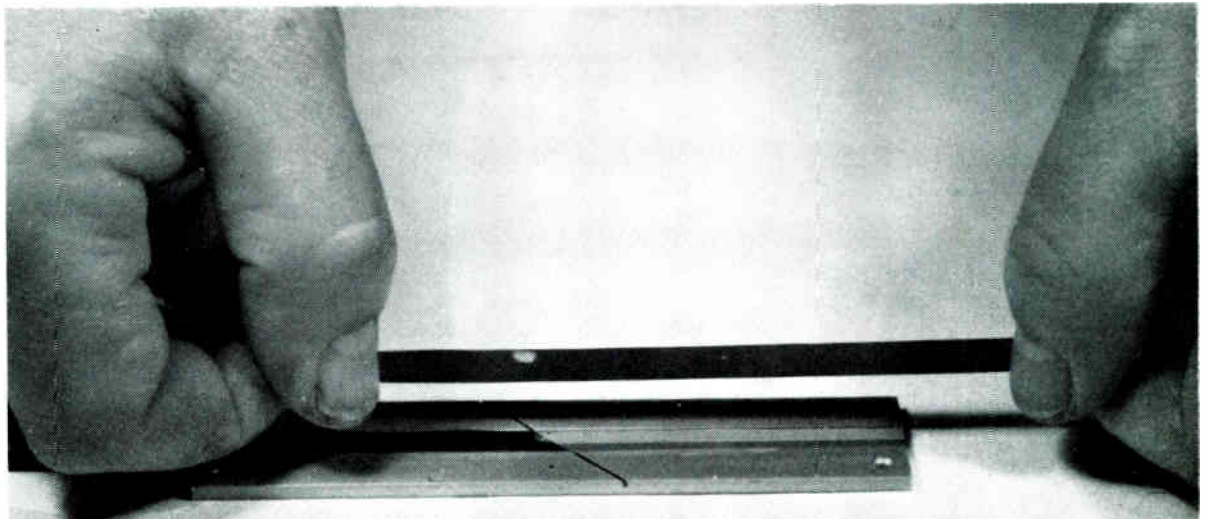


Fig. 4: *Overlap the second mark on the first, and cut as before.*

5
Cut
Again

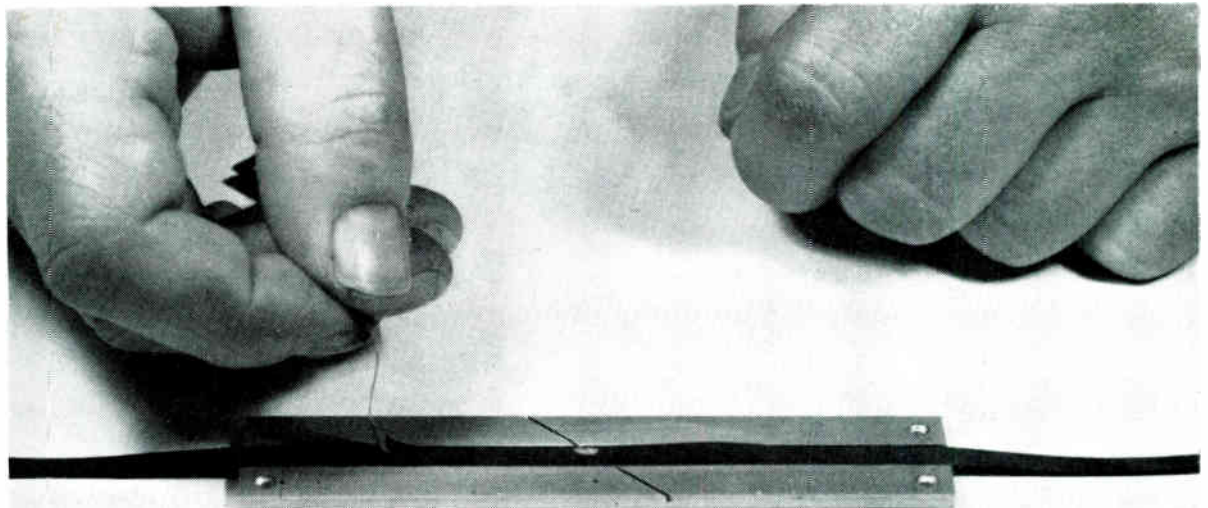


Fig. 5: *Removal of the unwanted portion will leave the two ends butted together ready for jointing.*

WHERE DO YOU LIVE?

**LANDS END? JOHN O' GROATS?
DEVON? LANCS? LINCS? MANCHESTER
OR MUDDELCOMBE-on-SEA?**

"IT MAKES NO DIFFERENCE!" We can supply your tape recorder, and service it, and guarantee it. Don't go shopping in THIS weather! Don't be persuaded by a persuasive salesman! Choose what *you* want in the comfort of your own home. We can supply it! Not quite sure which model to have? Drop us a line or give us a ring. We'll give our advice without sales talk. We'll try to help you decide. We won't try to sell you the most expensive. Yes! tape recorders are expensive, but you can spread your payments over 24 months at no extra cost. We charge **NO INTEREST!** If you are ill and cannot work, don't worry! You're insured against that and it costs you nothing. Delivery is free and so is our advice.

' Your old recorder not working ?' We will repair it or, if you wish, we will supply the part and tell you how to do it. What about that old recorder? Does it have a bad cough? Does it chatter, splutter or wheeze? Does it over'eat or produce miles of chewed tape? Is it a heavy smoker? Do you have to start it with the handle? Don't send it, or yourself, around the bend at fast speed. Send it to us, and we'll jack it up in our own workshop. We'll return it repaired and ready for many happy hours of recording. We'll buy it too, and give you the best price possible. We have the best cash terms also, so don't delay, send for your free brochures now. **Ready next month!!!**
The new exciting "Bromley" Recorder at a new low price! Yes! we make them too.

THE TAPE RECORDER SERVICE CO.

43 NAPIER ROAD · BROMLEY · KENT · RAVENSBOURNE 4498

Please send without obligation your brochures and full details of Tape Recorders.

I am interested in cash.....credit.....H.P.....P/Exchange.....


Name

Address

.....

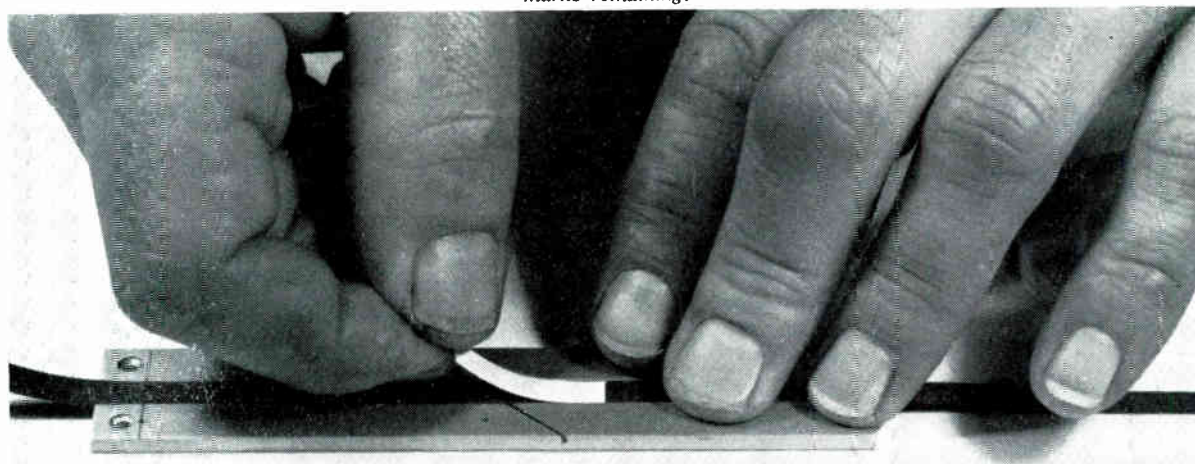


. . . and the splice is completed as before!



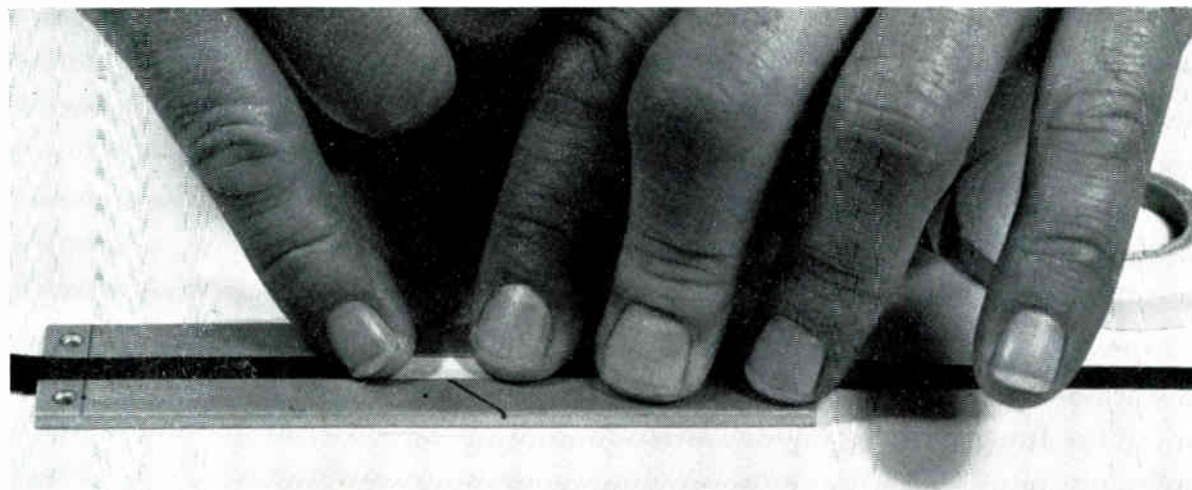
6
Ends
Match
Exactly

Fig. 6: The unwanted portion removed and the two ends lifted from the editing block to show clearly the clean cuts and the marks remaining.



7
Line up
Jointing
Tape

Fig. 7: Approximately 1 inch of jointing tape is placed over the break. Ensure that the jointing tape does not overlap the outer edges.




8
Press
Down
Firmly

Fig. 8: Press down firmly to exclude air bubbles and ensure good adhesion, and finish off with a light application of french chalk, as described last month.

Add **QUALITY** to your recorder
with a **LUSTRAPHONE**
microphone

"RIBBONETTE"
PENCIL RIBBON
VELOCITY MICROPHONE

Outstanding features include a high level of sensitivity, extended frequency response and triple blast screening. Ribbon assembly anti-vibration mounted. Available in high, line or low impedance. Complete on stand with special swivel mounting and appropriate length of cable. Model VR/64 is of relatively miniature proportions and robust construction, and is outstandingly successful used with a tape recorder. £7.17.6



MODEL
VR/64

British in Design. Materials & Manufacture

Details of this and other LUSTRAPHONE microphones and 4-Channel Mixer Unit sent on request.

LUSTRAPHONE LTD.

ST. GEORGE'S WORKS, REGENTS PARK ROAD,
LONDON, N.W.1
Telephone: PRImrose 8844



AMA L.T.

Teletape



NEW H/Q AT MARBLE ARCH

This is where the enthusiasts go. To the new Teletape headquarters at Marble Arch. Where every day they can look at—and listen to—every type of tape recorder made. Where they can ask questions and get sensible answers. And where they can buy on H.P. terms at cash prices.
Open till 8 p.m. Fridays. 6 p.m. Saturdays. Closed Thursdays p.m.

If Marble Arch is too far away, write for address of your nearest branch. Or send for free details of the tape recorder that interests you. 7 days' free trial for cash customers.

Teletape Britain's Largest Tape Recorder Specialists

59a EDGWARE ROAD (2 MINS. MARBLE ARCH), W.2. TEL.: PADdington 1942.
230 HERTFORD ROAD, ENFIELD HIGHWAY, ENFIELD, MIDDX. TEL: HOWARD 1799.

EVERY MAKE OF TAPE RECORDER IN STOCK

Including:—BRENELL 3-STAR
BRENELL Mk. 5 . ELIZABETHAN
ESCORT . ELIZABETHAN ESSEX
GRUNDIG T.K.20 . GRUNDIG T.K.25
GRUNDIG T.K.30 . GRUNDIG T.K.35
HARTING . PERTH SAJA . PHILIPS
E.L.3527 . PHILIPS A.G.8108
REFLECTOGRAPH . REPS . SIMON
S.P.4 . STUZZI MAGNETTE . TELE-
FUNKEN KL85 . TELEFUNKEN
KL75KX . TRUVOX R.2 . VERDIK
VERITONE . VENUS PORTABLE &
CONSOLE . WYNDSOR VISCOUNT

Tape Recorders always in stock

Ferrograph	3A/N	79 gns.
Brenell	Mark V	64 gns.
Brenell	3 star	58 gns.
Telefunken		75 gns.
Elizabethan		45 gns.
Magnafon		47 gns.

Your unwanted recorder taken in part exchange

H. C. HARRIDGE

8 MOOR STREET, CAMBRIDGE CIRCUS, W.1

Telephone: GERrard 7108

Open daily except Thursday. Late night Friday.

JEFFREYS OF LEITH

EDINBURGH'S HI-FI SPECIALISTS

Removal to New and Enlarged Premises

During March, we shall be removing to:

23 EARL GREY STREET, EDINBURGH 3

and will trade under the name of:

JEFFREYS

GEO. JEFFREY LTD.

Our New Record Dept. will then be open for Classical, Pop and Stereo Discs, also Pre-recorded Tapes, both Mono and Stereophonic.

Our New Recording Studio will then be available for Private Recordings. Our Mobile Recording unit can record Weddings, Concerts, etc., and a comprehensive Tape to Disc Service, also Tape Recorder Hire service will be in operation.

Our Modern Audio Saloon will stock all the latest in Tape Recorders and Hi-Fi Equipment, both Monophonic and Stereophonic, Accessories and Magnetic Tapes.

Cash or Hire Purchase Terms

JEFFREYS

GEO. JEFFREY LTD.

23 EARL GREY STREET, EDINBURGH, 3. Telephone: FOU 8389

Open 9 a.m. to 6 p.m. Thursdays 7 p.m. Tuesdays 1 p.m.

YOUR LOCAL CLUB? (2)

The Literary Tape Circle

THE Circle is believed to be the first group of its kind. Circle members are interested in literature, chiefly poetry, and in tape as a medium for its discussion. The first circle was recently established, and other circles can be started for newcomers. The circle must be small; about six. Even with only six members if a recorded tape is posted to each member in turn and each retains it for a week, it takes twelve weeks before all contributions have been heard by all members. Personal correspondence is not included. Good listening as well as good talking is necessary in a successful tape circle, and the use of excerpts from radio broadcasts and from previous tapes are also useful for discussion or illustration, and these require a reasonably good technical management. Poor recording reduces the effectiveness of a contribution, this is where the clubs and technical press provide assistance. In their view an adequate tape technique is necessary before the purposes of a literary tape circle can be served. Careless management could be disastrous when the listener is interested in the technique as well as the art of reading. Tempo, tone and articulation are subtleties well within the compass of tape when it is well handled.

The Secretary suggests that a minimum of organisation to start a new circle would be necessary. The expenses are small: mainly members' postage. There should be a treasurer, and a secretary to prepare the rota and keep track of tapes. A Members' List with details of interests and equipment is desirable.

Those interested in literary matters and owning a tape recorder, but who require assistance in organising a small group of amateurs are invited to write to Mr. Albert Chapman, 31 Dulwich Village, London, S.E.21.

CLUB ROUNDABOUT—

● **Coventry.** This month has proved quite a busy one for the Coventry Tape Recording Club. They have visited the International Club at the Quakers Hall, Hill Street, where a programme was arranged for the members. Tapes played included "Strange to your Ears", Part 1, and a number of overseas taperspondents in North America and Sweden. Members of the International Club were recorded also, so that they could hear their own voices played back. The evening was a success, especially as this is a new type of presentation for the Club.

At the Meeting held on the 22nd January, 1959, the matching of Members' microphones on Ron Longmore's "Spectone" Tape Recorder proved most interesting and the differences were most marked. Details of future meetings can be obtained from the Hon. Secretary, Roy Reynolds, 1 Thurlstone Road, Radford, Coventry.

● **Crawley & West Sussex Tape Recording Club** (in formation). It is hoped to hold the inaugural meeting in mid-March. All those who have submitted their names will be informed of time and place. New members are welcome, whether in possession of Recorders or not. Particulars from Acting Secretary, R. C. Watson, 32 Southgate Drive, Crawley, Sussex.

● **Edinburgh.** Alex. Whyte resigned as Secretary due to pressure of business, but remains on the committee. Mr. John F. Tenman has taken over the office of Secretary. At their meeting on the 20th January the subject was the reading and recording of plays.

● **Etessa.** At the AGM held at the Club recently the existing committee were re-elected *en bloc* for 1959. The Club have been pleased to welcome nine new members in the past month.

● **Jarrow.** On the 29th January, 1959, a meeting was held and the Jarrow and District Tape Recording Club was officially formed. Mr. John Rippington was elected Hon. Secretary. Although no fixed Constitution has yet been decided, this will be done at a future meeting.

The last Meeting was held on the 12th February at 30 Breamish Street, Jarrow, Co. Durham, and for dates of future meetings, details, etc., please write to Mr. Rippington at 30 Breamish Street.

● **London.** The Abbey Community Association, where the Club meets on the first Thursday in each month, is holding a Spring Fair on April 18th. The object of this Fair is to raise money for the Association to carry on its good work. The Club is co-operating closely with the organisers and will be providing background music and announcements throughout the building. In addition it is

TAPE CLUBS

Notes and News

proposed that the Club will run a "Record your own voice" stand. Secretary—E. Roger Aslin, 29 Belmont Road, Uxbridge, Middx.

● **The Midland Counties Tape Society** have now changed their name to the **Tape Recording Society (of Great Britain)**. The Tape Recording Society is unusual in that it relies purely upon the medium of tape to maintain contact with its members, they issue to their members each month, a Sound magazine, a Technical magazine and an Opinion tape. and they are in the process of compiling an effects library. Full details of the Society may be had from the Hon. Secretary, John R. Walters, 29 Pitt Street, Broadwaters, Kidderminster, Worcs.

● **Rugby.** The membership is now twenty-eight, which includes five ladies. Mr. Campden, Mrs. Oxbury and Mr. Scott have been elected to the Committee.

At a meeting on January 28th an entry was played over to the members of a tape that has been entered in the National Tape Drama Competition by the play reading section. A tape was made and every member spoke greetings for the inaugural meeting of the Leicester Tape Club held on the 29th January, 1959.

Three car-loads of members visited the BBC Sound Studios at Birmingham on February 3rd.

Their next meeting will take place on February 19th, at 7.30 p.m. at the Gatehouse, North Street. One item will be a technical film by Mullards. For details of future meetings please write to the Secretary, Mike Brown, 219, Clifton Road, Rugby, Warwickshire.

● **Tape Programmes for the Blind.** Those who would like to help a really worthwhile cause, please contact Mr. M. L. Chambers, Tape Programmes for the Blind, 139 Goldthorne Avenue, Sheldon, Birmingham, 26.

● **Tape Recorder Club.** In order to eliminate any possibility of confusion between The Tape Recorder Club and Messrs. Sypha Sound Sales Limited who also use the title Tape Recorder Centre, this Club will be known, in future, as "Lanes British Tape Recorder Club". And until their own premises are available all communications are to be addressed to the Secretary, A. Alexander, 123 Sutton Common Road, Sutton, Surrey.




"IT'S MY WIFE'S IDEA - SHE'S IN RED WITH FLU"

● **Voicespondence Club** (Noel, Virginia, USA). At the recent election of Club Deputies, Mr. Lee Lacy of 15 Fentons Avenue, Plaistow, London, E.13, was elected English Special Deputy; Sir Mark Dalrymple, Bart., was elected Celtic-British Special Deputy. All queries concerning the Club can now be sent direct to the representatives,

Membership enquiries should be sent to Mr. Ron Davies, the Publicity Representative of the Voicespondence Club, at 15 Fentons Avenue, Plaistow, London, E.13.

● Readers living in any of the following districts who are interested in joining clubs which are being formed in these areas are invited to write in for the name and address of the acting secretary: **Bristol**; **Birmingham** (2 clubs); **Eastam**, Cheshire; **Hereford**; and **Leigh**, Lancs.

SOMETHING NEW!-(No. 2)



● Here is the new-style tape, as it is packed and presented for the dealer's counter. Each title is in a strong cardboard case which opens bookwise. The cover is attractively designed and printed in full colour, presumably to rank on equal terms with the universally popular lp disc sleeves when it comes to eye-catching appeal. In each box, also, is the equivalent of the disc's sleeve note—a printed sheet describing the contents of the tape. Our photo shows the cassette pulled slightly from the box. RCA (America) have already produced quite a catalogue of these tapes, ranging from classical works, through songs, to dance and Jazz. Rumour has it that they are offering manufacturing rights to various firms in this country. So far no one has made even a tentative announcement about British production.

Officially, there are no RCA tape cassettes in this country. Unofficially, there are dozens. We have seen them in many strange places—on 'lab' benches, in manufacturers' offices, etc.—and they are causing a lot of people a lot of thought. So, we introduce you to:—

THE NEW R.C.A. TAPE CASSETTE

FORECASTING developments in sound reproduction is a risky business at any time, and the changing fortunes of tape and disc constitute a particularly controversial topic at present. But if there is controversy in this country over this latest threat to the status quo, there is furious argument on the other side of the Atlantic.

Which is right?—the optimistic view, that the new cartridges combine all the advantages of tape, including good quality, quiet background, no deterioration with frequent playing, and the possibility of making home recordings, whilst being as easy to use as discs (a view to which Stanley Kelly subscribes here)? or the pessimistic view (perhaps not entirely "disinterested") that this new cartridge has only joined battle with stereo discs on equal terms of price and easy handling at the sacrifice of tape's principal advantage—superior quality and crosstalk figures?

All this the next year or two will reveal. It may be, as one authority has suggested, that all three forms will co-exist, stereo disc, two-track tape, and four-track tape cartridge. If the result is an improved quality/cost ratio, we customers shall perhaps feel that all the present confusion has been worthwhile.

Important Note. This report represents the views of the author, Stanley Kelly. It is an independent survey, and it does not necessarily reflect the opinions of the editorial office.

(Editor.)

FOR a number of years, many thinking engineers have prognosticated the doom of the gramophone record. At one time, it was the radio; later, it was talking films; then it was television. Just after the war, the long-playing record rescued the industry from what many people thought were the doldrums preceding final stagnation and, lately, twin-channel disc (erroneously called "stereo") has put off, at least for some short period, the final extinction of this mechanical monstrosity.


● The cassette is made from plastic in a dove grey finish, with the label in black and white. To the right and left of the spools are window slots which show the spooled tape, which can also be seen passing down to its tracking position through the curved slots, left and right. The five recesses at the foot of the cassette in the photo are used as follows: Left and right (semi-circular) accept the capstan and idler wheels. Centre fits round the erase head. Left and right of this fit round record/replay heads. The cassette is a turn-over product (like a disc!), and the recesses therefore work appropriately both ways. The recess at the top accepts a projection which releases a tape brake when the cassette is pressed into position on the playing deck. Access to the cassette is by the two screws shown at the bottom of the photo.

*THIS IS NOT A REVIEW



FIRST REPORT*

● When the two screws are removed, the top of the cassette hinges back and detaches. We have moved the empty spool from its circular guide in order to show the brake mechanism—a series of serrations on the wedge-shaped metal plate. These grip a flange on each spool under spring pressure, until the brake is automatically released by mechanical pressure when the cassette is placed in playing position on the deck. As described in the text of Stanley Kelly's report, the tapes can be used for playbacks only—or for recording, with erasure as in normal practice—depending upon the type of machine the user decides to buy. For the former purpose, only one head would be fitted; and this would engage with the second slot in the photo.



The only reason why the gramophone record has lasted so long (and will probably last for another couple of generations) is because it is virtually foolproof. Anyone can put a record on to a turntable and place the pickup within ± 10 grooves of the start. But all tape enthusiasts, no matter how rabid, will agree that threading a spool of tape on the majority of domestic recorders is not an operation recommended for morons.

What is needed is a "packaged" tape cartridge, in which the user just has to drop it into position and everything else is taken care of. Some years ago, the National Institute for the Blind produced just such a system for their talking books, but it is only within the last few months that this same system has become not only a commercial possibility but an accomplished fact. R.C.A. introduced the 45 r.p.m. record nearly ten years ago which, despite the moans and groans of critics at its inception, now outsells practically every other type of record. Once again, R.C.A. have produced a startling innovation, namely, the "R.C.A. TAPE CARTRIDGE".

This consists of a plastic moulding holding up to 600 feet of standard $\frac{1}{4}$ -inch \times one thou. tape. It operates at a speed of $3\frac{3}{4}$ inches per sec. and carries four tracks. The tracks can be arranged to play in turn, giving a total maximum playing time of two hours or, if used as a stereo combination, giving a total maximum playing time of one hour. Prices are strictly comparable to those prevailing in the United States for stereo discs.

The mechanics of the system

And now to the mechanics of the system: From the photograph it will be seen that the two spools are carried in a container with five cut-outs on the front face, and one cut-out and two blind holes on the back face. The purpose of the central cut-out at the back is to provide an automatic brake which is only released when the cartridge is pressed home into the playing deck. Thus, removing the cartridge from the deck automatically applies the brake to the spools. On the front face, the two outer semi-circular cut-outs are to take the capstan and idler. The two outer square cut-outs are for the "Record" (and/or "Replay") heads, whilst the centre cut-out is to take the "Erase" head.

Two types of tape transport mechanism are envisaged: Type A, the simple one, consists of one playback head and one capstan only; after the tape has been played on the first pair of tracks the cartridge is simply lifted from the mechanism, turned over, and re-inserted, the Replay head and capstan thus engaging on the other pair of slots. Where recording facilities are provided, there will obviously be the Erase head, which always engages the centre slot—but of this, more anon. The second, Type B, tape transport features an automatic reversing switch. This deck will have two capstans and two heads, and the tape reverses automatically when it gets to the end of the

spool, the curved slots in the cartridge being provided for the trip pins for this operation.

At the back of the cartridge, placed symmetrically about the slot covering the brake mechanism, are two blind holes, which, on decks provided with recording facilities, operate an interlock switch thus preventing accidental connection of the Record/Replay head to the recording amplifier and the Erase head to its oscillator. This makes it impossible to accidentally erase recorded material. Cartridges fitted with blank tape have these holes filled with removable "knock-out" pieces, the interlock switch then allows the normal "record" facilities to operate. After recording, the "knockouts" are removed and the cartridge is used for playback in the normal manner.

The tape, which is standard $\frac{1}{4}$ -inch material is provided with four tracks, each of 0.043 inch wide and separated by 0.025 inch. Tracks 1 and 3 operate in one direction, whilst tracks 2 and 4 operate in the other direction. When used for dual channel recording, tracks 1 and 4 are recorded with information for the lefthand speaker, and 2 and 3 feed the righthand speaker. The optimum dimensions for the heads are 0.043 inch wide, spaced 0.136 centre to centre, whilst the Erase head is also a dual unit, having a nominal width of 0.051 inch with a 0.136 centre to centre spacing. Where the Erase head is used with the automatic reversing deck, a cam lifts it into the correct position for initially erasing the tracks being recorded.

The design of tape and tape heads has progressed considerably during the last few years and, with present day techniques (which for the head consist of lapping the gap faces of each half of the core to within optical limits and then precisely plating (usually 2 microns) the non-magnetic spacer on to the core face) has enabled a frequency response up to 15 Kc/s ± 3 dB to be obtained at a tape speed of $3\frac{3}{4}$ inches per sec. for a signal to noise ratio in excess of 45 dB. The constant current frequency response for a typical tape running at $3\frac{3}{4}$ inches per sec. gives a rise of 6 dB per octave to 3 Kc/s, and a gradual fall of 18 dB to 15 Kc/s from the maximum (3 Kc/s), the slope being about -9 dB per octave. The 15 Kc/s level coincides with that at 180 c/s. For machines used for domestic conditions it is only necessary to put a constant -6 dB per octave de-emphasiser up to 3 Kc/s and then allow it to flatten (normal RC network), giving an overall frequency response of 80 c/s to 8 Kc/s for ± 3 dB limits. Where it is desired to improve the overall high frequency response, standard equalising techniques well known in the tape field can be used.

To conclude: I think that this is probably the biggest single revolution in the tape field since the inception of plastic tape. If correctly applied (in a commercial sense) it can, within a few years, put the tape reproducer in the same position as the gramophone player unit is today.

British Recorders meet the challenge . . .

With the spur of increasing and substantial competition from continental designers certain British tape recording manufacturers have well and truly accepted the challenge. To name but a few—REFLECTOGRAPH, REPS, VERITONE, VERDIK. Come to Audio House and see for yourself how well these British recorders perform.



REPS

Practically a hand-made machine as a high quality tape recorder such as this cannot possibly be mass produced. Provision for stereo adaptation if desired.


R 20 62 gns. with magic eye record indicator.

R 30 66 gns. with meter record level indicator.

R 40 70 gns. as R 30 but with push/pull sound output.

REFLECTOGRAPH

Model 500. Entirely self-contained. Separate record and replay heads—two independent amplifiers. Push button controls with safety latch for record button. Clock type tape position indicator. Complete with output amplifier, two matched loudspeakers. 94 gns.



VERDIK

A fully monitored QUALITY tape recorder with a feature hitherto obtainable only in equipment costing double the price. Separate Record and Play-back amplifiers and heads allow playback as you record—no more ruined recordings. Speeds $3\frac{3}{4}$ " / sec., $7\frac{1}{2}$ " / sec. Five valves plus magic eye level indicator. High flux internal speaker. Frequency 40 c/s to 12 kc/s. Corrected output for play-back through your Hi-Fi amplifier. Provision for 15 ohm external speaker. Complete with 1,200 ft. tape and microphone. 45 gns.

Make full use of your recorder . . .

As a regular reader of *Hi-Fi News* you may be familiar with the excellent resources of our Tape Library and are enjoying the rich entertainment these facilities provide. There are still several users of tape recorders however, who are unaware of the hours and hours of pleasure afforded by this service. To those we say send for details today. 6d. in stamps. A grand selection of stereo and monaural recordings is available.



AUDIO HOUSE

8 DARTMOUTH PARK AVE., LONDON, N.W.5
GULLIVER 1131

Our showroom is open for demonstrations daily 9.30-6. Friday 1.30-9. Closed Monday. Only 20 minutes from Charing Cross by Northern Underground or Bus 27 134, 137 to Tufnell Park Station.

TAPE RECORDS

★ Last month we reviewed three tapes from the H.M.V. and Columbia catalogues—one stereo : two monaural. To our surprise, this feature brought us more than a dozen letters and telephone calls from readers asking where tape records could be obtained, and whether catalogues existed. The answer to the first is: from any record dealer who handles the E.M.I. disc catalogue. And catalogues of these tapes can be obtained from E.M.K. Records Ltd., 8-11 Great Castle Street, London, W.1. In addition, we understand that more lists of tape records from a catalogue named *Phonoband* are now available from T.S.L. Limited, Hudson House, 63 Goldhawk Road, London, W.12.

In view of this apparent uncertainty, sooner than review one or two tapes this month, we decided to select some notably good titles from reviews which have appeared over the past three years in our other publications, *Hi-Fi News* and *Record News*. These tapes may be bought without hesitation, speaking in terms of good musical performance and high quality recording.

Stereo Tapes

SDT 1750. Prokofiev. *Classical Symphony*. Played by the Philharmonia Orchestra, conducted by Nicolai Malko. An H.M.V. tape. Playing time approx. 14 minutes. Price 42s.

BTD 702. *The Very Thought of You*. Played by Norrie Paramor and his orchestra. A Columbia tape. Playing time 14 minutes, price 42s.

BTD 705. The Music of Eric Coates (*Three Bears; Sleepy Lagoon; Queen Elizabeth March*). Played by the London Symphony Orchestra, conducted by Charles Mackerras. Columbia tape. Playing time, approx. 18 minutes, price 42s.

BTC 503. Waltzing with Waldteufel (No. 1) containing *The Skaters waltz; Mon Reve; Estudiantina*. Played by the Philharmonia Orchestra, conducted by Henry Krips. Columbia tape. Playing time 22 minutes, price 55s.


Single Channel Tapes

HTA 19. *Operatic Arias*, sung in Italian by Victoria de los Angeles, with the chorus of the Opera House, Rome, conducted by Giuseppe Morelli. H.M.V. tape. Playing time approx. 49½ minutes. Price 84s. We are almost tired of recommending this tape, but will never tire of hearing it.

HTA 23. *Sorcerer's Apprentice*, by Dukas. *A l'après-midi d'un Faun*, by Debussy. *The Three-Cornered Hat*, by Falla. *Pavane for a dead Infanta*, by Ravel. Played by the Philharmonia Orchestra, conducted by Guido Cantelli. H.M.V. tape. Playing time 38 minutes, price 84s.

Footnote: Readers are advised to "de-gauss" their tape heads before using tape records. Magnetised heads can damage recordings by introducing hiss. This subject will be dealt with next month. In the meantime, "defluxers" (made by British Ferrograph Recorders Co., Ltd., 131 Sloane Street, London, S.W.1) are available from hi-fi dealers. Price 50s. All owners of tape recorders should consider such an accessory.

A. L. Stamford Ltd. for Cabinets & Equipmt.



We specialise in high fidelity housings for tape recorders, loudspeakers and other equipment which we can supply and fit if required (no fitting charge).

Equipment Cabinet GP61. Size 36" wide, 33½" high, 16" deep. Control panel 34½" x 9" high. Price £28 15 or £4 7 dep. and 9 monthly payments of £2 18 3.
S.43 Enclosure to house any 12" speaker, provision for tweeter. Strictly to Goodman's specification. 36" high, 21" panels. Price £15 15 or £2 8 dep. and 9 monthly payments of £1 12.

Record Cabinets as shown for 450 Lps. Price £14 12 6. Full range from £8 12 6.

These cabinets are supplied in a choice of veneers and shades, delivery England and Wales 12/6, Scotland and N.Ireland 25/- . Visit our showroom, open 9.30-6 p.m. incl. SATURDAY, or send for our new illustrated catalogues.

A. L. STAMFORD LTD. (Dept. 8.12) 84/85 & 98 Weymouth Terrace Hackney Rd., London, E.2. Telephone: SH0reditch 5003 Bargains, Equipment Sale—See our Classified Ad.—page 90

WHAT DO THESE THINGS MEAN TO YOU?

(2) WOW & FLUTTER

★ If you are about to buy a tape recorder—or if you already own one—there are about six points in the manufacturers' specification which will concern you. But don't be blinded by them. Their importance varies, according to your own demands from your recorder. This series of articles is written in order to explain them in daily, matter-of-fact terms.

SOME manufacturers of tape recorders are also manufacturers of rods for their own backs. Not content with making a really good and useful domestic instrument, which is often capable of doing more than the average user will demand of it, they then spoil the whole picture by claiming the Earth, Moon and Stars for it. And by so doing, if only they could see it, they actually debase the product.

There are, roughly speaking, three grades of tape recorder. Domestic; Semi-professional; Professional. There is only one factor which separates these grades. It is price. There are tens of thousands of buyers for the first grade, thousands for the second, and perhaps hundreds for the latter. The price differences enable the designers and manufacturers to incorporate more costly parts, more precise electronics, more refinements, and far closer electrical and mechanical tolerances. Yet, reading the various claims made by manufacturers, one might well believe all this to be nonsense. Let us take an example or two:

The Modest Claims of the Giants

The EMI TR90 Professional recorder, as used by record manufacturers, broadcasting companies and the like, sells for about £600. Its specification claims a frequency response of 50 to 10,000 c/s within 2 dB at the $7\frac{1}{2}$ i/s speed, with a Wow and Flutter not greater than 0.15%. The American Ampex Professional model of comparable price is sold with comparable claims.

Skipping over the names of several semi-professional makes, we find similarly conservative claims in the price range of £100 to £200. But when we survey the domestic field, we find recorders in the price range of £40 to £60 with claims for a far better performance than the professional giants. Who is trying to fool who?

To quote the words of one of our *Hi-Fi News* reviewers: "The so-and-so is a jolly good machine. It is just what the doctor ordered, for anyone who wants a good, all-round instrument. Yet I have to criticise it, because it nowhere near meets the claims made for it. If these people don't want unnecessary criticisms, why on earth do they invite them by making such stupid statements?"

What are the Acceptable Standards?

And so we come to the sub-heading of this article "Wow and Flutter". Writing in *Hi-Fi News* (June 1957, page 25), James Moir summed up the requirements as follows: "... it is difficult to put down any precise value that is acceptable in all circumstances without suggesting an unattainable figure. I regard 0.05% as the desirable target, 0.1% as very good indeed, 0.2% as acceptable, and 0.3% as tolerable in small machines where performance must be sacrificed to portability." And as a practical postscript to those well considered words of wisdom from an expert, let us add that we have never yet seen the first figure claimed, even for the most expensive professional machine made: similarly, we have yet to meet the modest claim of the latter figure, even in the most humble or miniature portable!

The articles in this series are being written to aid the purchaser. That they must often debunk the "specification" is as necessary as it is unfortunate. A manufacturer's "tec spec" was once sacrosanct: today, alas, it is all too often a sales gimmick. So, as was cautioned last month, beware of the fabulous claims. Ask yourself, in the words

of the title of the series: "What do these things mean to you?" And, in this case therefore, what does 0.1% Wow and Flutter mean?

First of all, the two terms must be examined separately. "Wow" is the very apt word coined to cover the relatively slow variations in pitch. "Flutter" covers the higher frequency variations. The former is probably heard at its worst when a sustained piano note wobbles rhythmically, sharp and flat. The latter can be heard at its most irritating limit in the rapid tremolo added to a high pitched note, as in song. The two are usually combined in a specification as "a percentage"; but unless one understands how the percentage was measured—and knows, in fact, "the percentage of what"—the statement is worthless.

Let it be taken for granted that manufacturers mean their percentage to be understood as the amount of speed variation which occurs around the proper speed. And since variation of speed means variation of pitch in sound, let us think in those terms. Therefore, a note recorded at 1,000 c/s can only be reproduced by a tape recorder at that strict frequency if no wow or flutter are introduced by the machine. If the often quoted 0.1% wow and flutter figure is truly quoted, then the 1,000 c/s note will only vary by 1 c/s each way, i.e. 1,001 to 999 c/s. It would take a good ear to detect that! But down towards the bass end, say at 100 c/s, with the same speed variation, it would be audible, just. And if the percentage were 3, it would be a bit wobbly, and definitely very annoying at 30 c/s.

In the end, it is the ear which must dictate to the purchaser what is acceptable and what is not; and therefore it is a good plan, before buying a recorder, to listen to the right kind of recorded sounds—not a brass band! If the "spec" claims 0.1%, and if you feel seasick when listening to a sustained piano chord, then listen again on another machine". But, again, do not be super-critical of the small portable that you intend to use primarily for speech. Provided that the price is right, and that it does the intended job satisfactorily, why look for the Moon and the Stars?

How Wow and Flutter Creep In

Wow and flutter can be introduced through a number of loopholes. Just because a machine is claimed to do this-and-that, do not assume that it will do it regardless of the treatment handed out to it. The points that are under the manufacturer's control are: accurately made flywheel, capstan, pinch roller and take-up mechanics. And, if tape-tension guides are fitted, they should move smoothly. Slight snatch in such rollers can introduce flutter. Points outside the manufacturer's domain include: uneven cores on spools, warped spools that snatch at the tape, bad spooling on the take-up side, often caused by careless threading at the start of the tape. This, even if only a slight lump, results in the successive layers of tape building up on the spool eccentrically, so that every turn of the spool adds a tug to the tape as it passes the replay head.


These and other points will be dealt with in *The Tape Recorder* in future numbers. They are very important if quality recordings and replays are wanted. But as a concluding note, remember that most domestic recorders on the market are more than capable of recording and reproducing sound of a pleasantly acceptable quality—even if some of them could not measure up to the claims made for them in terms of Wow and Flutter! It is also worth noting that, in order to measure accurately the Wow and Flutter percentage, apparatus costing several hundreds of pounds is needed—so the average purchaser has not a hope of checking the spec, anyway! And, repeating the advice given earlier, the figures don't mean a thing if the ear is not satisfied. If your intended tape recorder does not introduce an artificial tremolo to your favourite soprano, and does not add a disagreeably noticeable wobble to a bass piano note, then be happy that the wow and flutter content is better than the 0.3% which no one is modest enough to claim. Next month: *hum and noise*.

THE COLLARO

THE Collaro Tape Transcriber is undoubtedly the best known tape deck in this country, it was the first deck to be mass produced here, and at the time of its introduction possessed a number of revolutionary features, the most outstanding being the ability to record on the second track without removing the tape spools.

The deck was introduced at the Exhibition of Radio and Electronic Components (R.E.C.M.F.) in May, 1955, but it was about a year before the first production models of Mk. I started to leave the assembly lines. Very few Mk. I's were produced, the latching mechanism was

soon redesigned and it became the Mk. II. The pause lever made its appearance during the run of this model. The Mk. III followed, and major modifications included the fitting of a three digit counter in place of the pointer and scale and a bit later the adaption of larger drive motors. The Mk. IV was introduced for the Radio Show, 1958, and saw a number of new features, a micro-switch was included which switches off the motors when the stop bar is depressed. This has been found desirable to help in keeping the running temperature of motors as low as possible, particularly where the deck is used in small portable



MARK IV

recorders where the amplifier and deck are positioned close together. A flywheel brake is now fitted, worked directly by the stop bar. Small motors have been reverted to and the rewind pulley spring arrangement of the tensioning arms has been altered.

After four years of development the deck is now easy to operate, pleasant to look at and, above all, reliable in use. This is well borne out by the number of independent manufacturers who incorporate the deck in their recorders, these are: Tape Recorders (Electronics) Ltd., "Sound". E.A.P. (Tape Recorders) Ltd., "Elizabethan". The Abbey Radiogram Mfg. Co. Ltd., "Sovereign". Repts (Tape Recorders) Ltd., "Reps". Kurland Recording Systems Ltd., "Kurland". Magnafon Ltd., "Diplomat". Sonomag Ltd., "Sonomag" and "Elon". Specto Ltd., "Specto". Wyndor Recording Co. Ltd., "Wyndor". Clarke & Smith (Mfg.) Co. Ltd., C.T.R.4. Ambassador, Baird Ltd., T.R.I. Winston Electronics Ltd., "Winston". Lee Products Ltd., "Elpico". Tutor Tape Company, "Tutor". Taplin-Hirst & Co., "Balmoral".

Construction


A robust and rigid die-casting is used as the basic foundation for the deck, on this all the components are assembled and it also provides bearing supports for the main spindles. Two motors are employed, one drives the take-up spool through a friction disc reduction gear, while the second drives the capstan shaft through a second friction disc reduction. The function of the two motors are interchanged when the direction of tape travel is reversed.

Choice of tape speed is made by a large knob at the back of the deck. Rotation of the knob lifts an idler shaft to allow the friction disc to contact the motor shaft on the appropriate diameter, thus fixing the capstan speed. The spindle on each motor has four separate diameters, the lowest step being the surface for the friction drive for the relative spool spindle, the upper three steps give the three speeds and provide surfaces for a friction drive between motor and capstan flywheel.

The capstan is of large diameter (1 3/8 in.), and together with the large flywheel on the same spindle is carried in a very long bearing housing

LEFT: 1. Spool carrier plate. 2. Counter drive belt. 3. Drive control lever ass. R.H. 4. Idler release lever R.H. 5. Counter pulley. 6. 3 digit counter. 7. Flywheel. 8 & 29. Tape tensioning arms. 9. Erase head R.H. 10. Tape Guide. 11. Head Plate. 12 & 26. Guide Plate ass. 13. Pressure pad carrier pivot. 14 & 25. Pressure pad carrier. 15. Pressure Pad 16 & 23. Record safety slide ass. 17. Record/playback head R.H. 18. Pinch Wheel carrier. 19. Pinch Wheel. 20. Tape Guide. 21. Record/playback head L.H. 22. Pause lever ass. 24. Pressure pad springs. 27. Erase head L.H. 28. Brake springs. 30. Spool carrier and bass ass. 31 & 34. Brake stops. 32 & 33. Brake ass.

RIGHT: Cut away chassis to show drive ass. rev counter not fitted.



• Manufactured by Collaro, Ltd., Ripple Works, By-Pass Road, Barking, Essex. Price £25.


in the main die-cast body and runs on a ball at the bottom.

The flywheel is 6 1/2 in. in diameter and 9/10 in. deep and stores sufficient energy to run for a minute and a half (at 7 1/2 i/s) after the drive disc is withdrawn. A combination of large diameter tape capstan, large flywheel and a particularly effective tape tension compensator all help to produce a deck with commendably low wow and flutter figures and in practice the claimed figure of 0.15 per cent. at 7 1/2 i/s is nearly always bettered.

Technical Specification

Track width, .087 in.—.091 in.; Track Location, 12 ft. to right top track, right to left lower track; Number of Motors and Type, 2 Induction; Number of Heads, 4; Head Types, 2 Record/Playback, 2 Erase; Operating Speeds, 3 1/2 in., 7 1/2 in. and 15 in. i/s; Playing Time, 60, 30 and 15 minutes per standard 1,200 ft. reel; Rewind Time, 2 min. 40 secs.; Attainable Frequency Response, 12 Kc/s at 7 1/2 i/s ±3 dB with record/playback equalisation; Record Head Gap, .0003 in.; Wow and Flutter, not greater than 0.15 per cent. at 7 1/2 i/s; Long Term Speed Stability, better than 0.5 per cent.; Recommended Erase and Bias Frequency, 45–60 Kc/s; Erasing Voltage, approx. 25 volts at 120 m/a; Erase Head Impedance, 200/300 ohms at 45–60 Kc/s; Recording Head Impedance, 30 K ohms at 10 Kc/s; Motor Voltage, as stated on voltage plate at side of motors; Power Consumption, 24 watts each motor at 250 volts A.C.; Dimensions, 13 in. × 11 3/8 in. × 5 1/8 in.; Weight, 16 1/2 lb.

★ This is a report—not a review.



by W. H. Y. Grainger

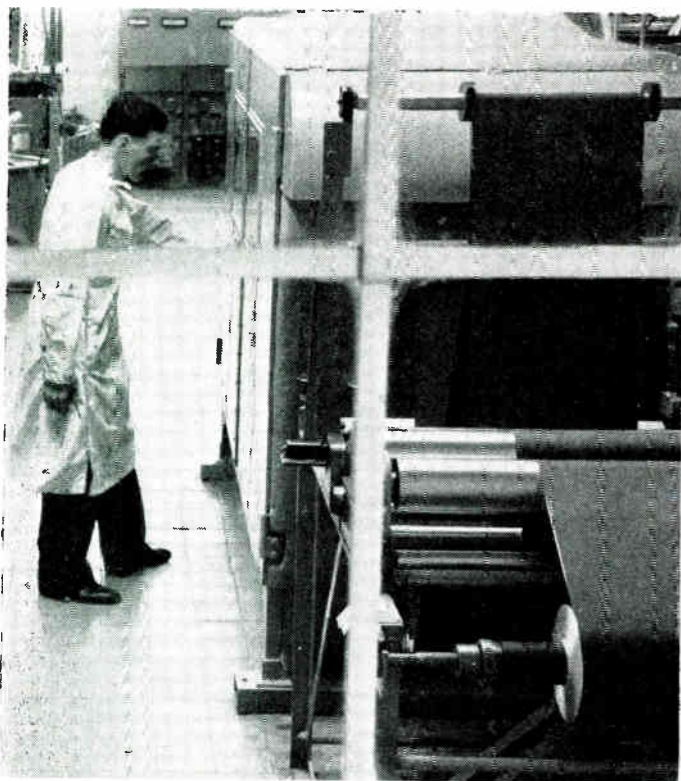


Fig. 3—The film leaves the coating machine in a wide strip.

THE last article reviewed the history and post-war development of magnetic tape as a recording medium. This month the manufacturing technique of a present-day magnetic tape will be detailed. The particular process will be that used in the manufacture of "Emitape", which is made by Electric & Musical Industries Limited at Hayes, Middlesex, for professional and domestic users all over the world. In its most modern guise, "Emitape" is supplied in two forms, one with the normal P.V.C. base .0016 in. thick which is known as "general purpose", and the other with a thinner (.001 in.) base, or "long-play" tape. In each case, however, the oxide and method of manufacture is similar so the general process is applicable to both.

The red iron oxide which forms the basis of the magnetic coating is subjected to a lengthy and carefully controlled process to ensure that the individual particles are of an even, minute size and that their magnetic properties are within very close pre-determined limits. The furnaces in which part of this refining takes place can be seen in fig. 1.

Tests by Electron Microscope

On the completion of this process, the oxide has been converted to an even particle size of the order of $\frac{1}{4}$ micron, and at this point samples are taken from each batch and tested, not only in respect of all magnetic properties, but also for particle size and uniformity with an electron microscope.

On the successful completion of batch tests, the oxide is passed for production, and must then be converted into the form in which it can conveniently be applied to the base film—this is done as a fine suspension in a synthetic resin varnish. The oxide/varnish mixture is made up as a concentrate and dispersed in a ball mill for a period of 96 hours, after which time an extremely intimate mixture is attained. Each milling batch, when suitably diluted, yields 40 gallons of the dope used for coating purposes. This dope is then passed through a mechanically vibrated refining sieve of 350 mesh into sealed containers, which are then connected to a unit to pump the dope through a closed circuit to the coating

THE STORY

THIS IS THE SECOND OF TWO ARTICLES

head. The ball mills used for this part of the process can be seen in fig. 2.

As a further check on the oxide, before the batch of dope is used for production, an experimental spread is made on the production plant to ensure that the finished tape resulting from the use of the oxide will meet the final tape specification in every way.

The P.V.C. base film is received in 5,000 ft. rolls, 15 in. wide, and either .0016 in. or .001 in. thick, according to whether it is to be used for the "general purpose" or "long-play" Emitape, and this is fed into the coating unit over a number of highly polished rollers in such a way that any local variations in tension are ironed out of the base film before it approaches the coating head.

The coating process itself is controlled by precision electronic equipment, and the extreme care necessary will be appreciated when it is realised that, as "Emitape" has an oxide coating of .0005 in., and the sensitivity must not vary by more than one decibel from reel to reel, this means that the coating thickness must not vary by more than .00005 in.

Pressurised, Air Conditioned Room

The coating unit is specially designed for this particular application, being completely enclosed and pressurised by filtered air. The room in which the coating unit is operated is itself pressurised and air conditioned, air being drawn from the room, filtered for a second time, and heated to 120°F before being pumped into the coating unit, thus ensuring that no airborne impurities can possibly reach the newly coated surface of the base film whilst the coating solvent is evaporating. No persons, other than operators, are allowed in the coating room—the view in fig. 3 has therefore been taken from outside—supplies of uncoated film and "oxide dope" are fed into this room through special hatchways.

During all its 300 ft. journey through the drying section of the coating unit, the tape is maintained at a constant tension, and the coated surface has no contact other than with doubly purified air until it is finally wound up as a finished roll at the completion of the coating process. The roll of coated base film emerging from the coating unit can be seen in fig. 3.

After coating, the rolls are passed out, through an air lock, into another room where they are first printed with the trade mark on the back of the base film by an off-set rubber stereo process, and




Fig. 1—One of the cylindrical refining furnaces with control gear keeping a continuous record of the furnace temperature variations.

OF "TAPE"

PREPARED WITH THE CO-OPERATION OF E.M.I. LTD

then slit into the $\frac{1}{4}$ in. widths in which the tape will be used. The operation of loading up the slitting machine in preparation for the commencement of a 5,000 ft. roll can be seen in fig. 4.

The slitting process is particularly important, since any imperfect edges will impair the smooth running of the tape through the mechanism of the recorder, and so reflect on the quality of the eventual recording. On these slitting machines, therefore, an electrical device is employed to control the tension throughout the length of a roll to ensure perfect slitting.

Throughout all these processes, such careful records are kept that each individual reel of $\frac{1}{4}$ in. tape can immediately be identified with its particular batch of oxide, roll of film, time of coating, printing, slitting, etc., so that should any fault be detected during the subsequent inspection cycle, any other reels which are possibly affected can be instantly isolated.




Fig. 2—Ball mills thoroughly separate the minute particles.

After slitting, the tape passes to the Inspection Department where every foot is subjected to a rigorous visual inspection, during which it is passed over a strong light and scanned by a photo-electric cell which detects any slight variations in coating thickness and also any slight flaws, pin-holes, etc., in the base film. This method of testing enables local faults over the $\frac{1}{4}$ in. width to be isolated, as opposed to the coating inspection over the full 15 in. width.

Despite this rigorous visual inspection, the extremely precise control during the coating process, and the sample reels which are regularly extracted from the production at all stages to be electrically tested in every way and compared with the tests spread originally made from the batch of oxide; for some purposes, yet another inspection is applied.

Tape for Very Special Purposes

To meet the very specialised requirements of certain professional users such as Recording Studios and Broadcast Companies, "Emitape" is supplied as a "pen tested" grade, known as "type 77", every reel having been recorded throughout its length with a test signal, the replay output being graphed by an automatic pen recorder, the chart from which is kept at Hayes as a guarantee of the absolute uniformity of sensitivity of that particular reel. The extremely close limits maintained on these tests ensure that slow variations within the reel are not greater than $\pm\frac{1}{2}$ db on the mean sensitivity, and no instantaneous variation is greater than $\frac{1}{2}$ db. A general view of the section in which visual inspection and "pen testing" is carried out can be seen in fig. 5.

It will be realised from these details of the process that such close control throughout manufacture, and care in inspection,




Fig. 4—The wide tape strip is slit and wound in 5,000-ft. rolls.

results in a tape which is in itself a precision material and capable, under proper conditions, of an extremely high degree of performance.

The necessity for reasonable care in handling magnetic recording tape is generally realised, as any physical distortion will obviously impair the quality of the recording, but what is not always recognised, is the fact that bad mechanical conditions in the equipment itself can also give rise to physical distortion which will prevent the best results from being obtained.

Modern magnetic tapes have been carefully developed to have the minimum print, or layer to layer transfer, and provided that care is taken that the tape is never subjected to undue heat, no trouble should be experienced in this respect. But even short periods under adverse temperature conditions can greatly accentuate print. In particular, it should be remembered that even a few moments in direct sunlight can often raise the temperature of a tape to dangerous level.

The Speeds of the Future

Tape recording has made spectacular progress during the past few years. It is now possible to record virtually the same quality at $7\frac{1}{2}$ i.p.s. as was only attainable at 30 i.p.s. ten years ago. How far away is high quality recording at even lower speeds?

Improvements in recording heads and the standard of perfection now achieved in the production of tape has already made possible good quality recording at $3\frac{1}{2}$ i.p.s. At present $7\frac{1}{2}$ i.p.s. is the standard speed at which high quality recording is attainable for normal domestic purposes, but with the steadily improving quality of the domestic tape recorder, the future for slower speeds holds great promise.

In conclusion, we should like to amend the figures given on page 19 last month for the width of standard tape. They should have been 0.246 ± 0.002 in.



Fig. 5—The re-spooling machine (seen in operation in the foreground of the illustration) provides automatic inspection of the coating by a photo-electric system. In the background can be seen the machines for "pen-testing" Emitape.

(LANES)
BRITISH
TAPE RECORDER CLUB

SECRETARY: A. ALEXANDER
123 SUTTON COMMON ROAD, SUTTON, SURREY

February 1959

Dear Sir/Madam,

It is with great pleasure that we announce the formation of a Tape Recording Club.


Special facilities are available to all Club Members—foremost of which is an extensive record library and a Tape Recording Bulletin is published free monthly.

Membership Form and full details on request. Please enclose 3d stamp.

We trust that we shall have the pleasure of enrolling you in our friendly circle.

Yours sincerely,
D.V. Lane.
Principal.

DISCURIO present the . . .



At DISCURIO you will find an excellent array of records and high fidelity equipment in a unique atmosphere devoted purely to pleasing good musical taste.



M.23

SMALL STUDIO RECORDER

A new and very versatile Studio Recorder embodying interchangeable head assembly, 8 $\frac{3}{4}$ " reels and many features of great importance to professional and other users.

£150

DEMONSTRATIONS DAILY 10-6 (Saturday 10-1)

Literature on request from DISCURIO

DISCURIO, 9-11, SHEPHERD ST., SHEPHERD MARKET, PICCADILLY, LONDON, W.1 HYDe Park 6939

TAPE, RECORDERS & ACCESSORIES

FIRST DETAILS OF NEW PRODUCTS

● We remind our readers that notices of equipment listed and illustrated in this monthly feature are in no sense reviews. When figures, specifications and diagrams are published, these data are extractions from manufacturers' lists. When samples of this equipment are submitted for test, they are passed to our technical contributors, whose reports are published in a separate section.



★
The Veritone
Venus portable
recorder

★
VERITONE LTD. have produced a portable version of the Venus recorder. There are several features on this recorder usually

only found on machines of a much higher price. There are three heads, erase, record, replay, and separate record and replay amplifiers; there is full monitoring with a 1/5 second delay. Extra facilities include echo effect and superimposing of a second recording on an existing one; the problem of the bias partially erasing the first recording has been almost completely overcome. Output is 4 watts.

There are red and green lights to indicate recording and playback, separate bass and treble controls, straight through amplifier switch, digital counter, solenoid braking, extension speaker socket and outlet to feed external amplifier. By mounting the speaker in the lid it has been possible to use a large drive unit, a 10 in. × 6 in. elliptical with 10,000 line magnet, and yet keep the size to a minimum, 17½ in. × 15½ in. × 7½ in. It is supplied complete with an Acos mic. 39/1 microphone, 1,200 ft. of tape and radio lead with jack plug. The price is £60 18s. complete. Further details from Veritone Ltd., Avenue Parade, Ridge Avenue, London, N.21.



★
The EAP
Bandbox
A miniature
mains powered
recorder

★
THE latest addition to the midget mains operated recorders is the EAP Bandbox. This measures only 10½ in. × 9 in. × 6 in. and weighs 12 lb. There are two speeds, 3¼ and 1⅞ i/s; 3¼ in. spools are used but at 1⅞ i/s with 400 ft. of double play tape this will give about 42 mins. playing time on each track. There is a precision clock type tape indicator, and a magic eye level indicator, all operations are controlled by push buttons. The two inputs are for microphone and radio/pickup and there is a socket for extension loudspeaker and provision for monitoring from a high impedance output. An audio output of 2½ watts is claimed. The built-in speaker is a 7 in. × 4 in. It is contained in a strong wooden cabinet covered in two-tone

rexine. The price complete with microphone, tape and leads is £30 9s. Manufactured by EAP (Tape Recorders) Ltd., Bridge Close, Oldchurch Road, Romford, Essex.

★ A New Battery Operated Portable

★
A NEW pocket-sized tape recorder worked off batteries and containing its own full-volume playback has just been introduced by Fi-Cord Ltd. It costs £61 19s.

The recorder weighs only 4½ lb.—the same as Fi-Cord's first pocket model introduced last year—and measures 9⅞ in. long × 5 in. wide × 2⅞ in. deep. It records at standard speeds of 7½ and 1½ i/s and has a claimed frequency response of 50 to 12,000 c/s (± 3 dB) at 7½ i/s. Fi-Cord is particularly suitable for adding sound to cine films: its light weight and independence of mains power ensure mobility and freedom for recording on outdoor location.

The set is fully transistorised and an automatic charger is supplied to recharge each of the four 2 v. accumulator batteries from normal A.C. supplies of 110–240 v. The batteries weigh only 5 oz. each and have a life of 1½–2 hours without recharging during recording at 7½ i/s and 3–3½ hours at 1½ i/s.

The recording time varies from 18 mins. per spool (9 mins. each track) at 7½ i/s to 72 mins. (36 mins. on each track) at 1½ i/s. There is a hi-fi output socket for linking the set to a hi-fi reproducer, and the microphone is carried in a pocket on the shoulder strap. The Fi-Cord records in any position—even upside down with the lid open or shut. Further details from Fi-Cord Ltd., 40a Dover Street, London, W.1.



★
Two Mixer
Units

★
TWO new mixer units are announced by Sound News Productions, these are the Unimixer I and the Unimixer II, these are similar externally.

The Unimixer I has provision for three inputs, two microphones and one radio/pickup. The mic. inputs are duplicated so that either high or low impedance mics. can be used, the impedances are 30 and 400 K ohms approx.; recommended load impedance not less than 500 K ohms. The frequency response from a 30 ohm input is claimed to be 50–10,000 c/s ± 3 dB. If the user wishes to take all the inputs and outputs from one socket a cut-out in the rear panel is provided for a miniature 6 pin socket. The price of this unit is £9 9s.

The Unimixer II is designed for the more serious user and provides amplification on the two mic. inputs prior to mixing, this is claimed to reduce noise and interaction, in addition the input impedance for crystal mics. is said to be high enough to prevent bass attenuation. This unit needs an external power supply of 200–300 v. at 5mA and 6.3 v. at 0.3 A. There are special cables available, V/I and F/I, to obtain this supply from Vortexion and Ferrograph recorders. Both units are suitable for all types of microphone, except capacitor types, likely to be met by the average user.

The low impedance inputs are approx. 30 ohms and the high impedance 5 M ohms, radio pickup input 500 K ohms; frequency response 40–12,000 c/s ± 3 dB. Amplification, mic. 1 and 2, 6 dB; pickup —27 dB. Noise level, —55 dB (with reference to 0.775 v. output). Recommended load, not less than 500 K ohms. Price £15 15s. Connecting cables V/I or F/I 10s. each. Manufactured by Sound News Productions, 10 Clifford Street, New Bond Street, London, W.1.

LONDON'S 5-STAR HI-FI STOCKISTS



Complete with Power Pack (for A.C. mains operation 200/250 volts), wiring details and operating instructions.

A SOLUTION TO THE HOUSING PROBLEM

Properly housed equipment looks better, lasts longer and means better performance. We can build equipment to your specification into existing cabinet work, or supply new modern cabinet designs. Enquiries invited without obligation.

Tele-Radio (1943) Ltd.

27 GNS.

Postage and Packing - 4/-

- ★ Playback adjustable to C.C.I.R. characteristic
- ★ Recordings may be made direct or from your existing amplifier equipment
- ★ May be used with decks incorporating head-switching such as Wearite, Reflectograph, Brenell, Collaro, etc.
- ★ Complete with separate power pack
- ★ Guaranteed

ALL YOU REQUIRE FOR TAPE RECORDING

We stock amplifiers, speakers, tuners, pickups, motors, etc., by all well-known makers as well as very large stocks of components, accessories, valves, etc. Goods sent to all parts of the world, carriage at cost. Enquiries welcomed.

present their own exclusive MASTERLINK M.2A

"The finest Pre-Amp Unit ever made for tape recording"

As specialist distributors of High Fidelity equipment for tape, disc and radio, we found a great need for a tape pre-amp of exceptional quality and adaptability and accordingly designed and produced our now widely-accepted "Masterlink" Unit. Model M2A meets practically every requirement of the recording enthusiast anxious to build up his own high quality installation, and is supplied complete with separate power pack. Provision is made for D.C. Solenoid supply, speed equalisation, signal and bias metering, oscillator cut-out, etc. Response attainable ± 2 db from 30 to 15,000 c/s. A leaflet is available which we will gladly send on request. Please mention "Tape Recorder".

TELE-RADIO (1943) LTD 189 EDGWARE RD., LONDON, W.2

Few minutes from Marble Arch • Our only address • Open all day Saturday (1.0 p.m. Thurs.) • Phone: PADdington 4455-6

LARGEST SALES IN ENGLAND!

WHY? BECAUSE WE GUARANTEE YOU

THE BEST TERMS!

- ★ 1/- IN £ DEPOSIT, ANY MACHINE ★
- ★ NO INTEREST CHARGES ★
- ★ 2 YEARS TO PAY ★

SPECIAL FREE TAPE OFFER ★ FREE DELIVERY ANYWHERE IN U.K. ★ FREE SERVICING FOR 12 MONTHS ★ PART-EXCHANGES ★ FREE DEMONSTRATIONS IN YOUR OWN HOME ★ NO PURCHASE TAX ★ etc., etc.

150 machines, 35 models on permanent demonstration in our showrooms ★ Open all day Saturday ★ All accessories in stock or sent by mail-order ★ Main Agents for all the best makes ★ You may purchase from us by post, with complete confidence. (We are the biggest Mail Order Specialists with thousands of sales over the U.K.)




HOWARD PHOTOGRAPHIC

(TAPE RECORDER & CAMERA CENTRE)

WRITE, PHONE OR CALL FOR FREE BROCHURES AND FULL DETAILS OF OUR TERMS:

218 HIGH STREET • BROMLEY • KENT • RAV 4477

EQUIPMENT REVIEWED



★
THE
SIMON SP4
TAPE RECORDER
★

★ **Manufacturer's specification:** Tape speeds: $7\frac{1}{2}$ and $3\frac{3}{4}$ i/s. Spool size: 7 in. Mains supply: 110, 125, 200, 220, 245 volts, 50 c/s A.C. (60 c/s American). Rewind time: 1,200 ft. tape—2 minutes. Wow and flutter content: better than 0.2% peak to peak. Mixing facilities: Inputs: high impedance mic., sensitivity 2.5 mV., low imp. mic., sensitivity 40 μ V., radio pickup, sensitivity 350 mV. Output: amplifier distortion: less than 0.5% at 1 Kc/s at rated output. Tone controls: treble at 12,000 c/s + 6 -18 dB; bass at 50 c/s, + 6, -18 dB. Frequency response: direct amplifier 30-18,000 c/s ± 1 dB, from tape at $7\frac{1}{2}$ i/s, 30-12,000 c/s ± 3 dB, 30-15,000 c/s better than ± 5 dB. At $3\frac{3}{4}$ i/s 30-7,000 c/s ± 3 dB. Push-pull oscillator. Amplifier hum and noise level: (referred to 10 watts output from fully modulated tape) -52 dB. Tape position indicator, 3 digit counter. P.A. Button, allows use of the high fidelity amplifier direct for reproduction without tape from microphone, record-player, tuner unit, etc. Internal loudspeakers: 10 in. \times 6 in. elliptical, 4 in. tweeter with diffuser. Erase level: at 1 Kc better than 70 dB. At 300 c/s better than 60 dB. Monitoring facilities: Independent control to permit of either silent or monitored recording at user's option. Size: 17 in. \times 10 $\frac{1}{2}$ in \times 15 in. Weight: approx. 46 lb. Price: £99 15s.

Manufactured by Simon Sound Services, Ltd., 48 George Street, London, W.1. Welbeck 2371.

THE price of 95 guineas places the Simon SP4 tape recorder in the semi-professional class, and suggests that the performance and the facilities are likely to be a great deal better than the small ultra portable machines that appear to be intended for the well heeled teenager. A short glance at the specification confirms the expectation, for there are few other tape recorders with such facilities as an automatic end-of-reel reverse or an amplifier with an output of ten watts.

The machine is moderately heavy 44 lb. but is not unduly large (approx. 16 in. \times 15 in. \times 10in.), and is thus portable if it does not have to be taken too far by hand. The case is well finished but the choice of colours aroused some difference of opinion among the family, the "flecked" finish hardly doing justice to the machine, and there was universal agreement that the appearance would have been improved by making the top deck plate the same colour as the push-buttons (cream).

Adequate Storage Space

Adequate storage space is provided for the long mains lead but, as with many other machines, there is insufficient space for the plug, with the annoying result that the trap giving access to the space could not be closed, and the lead and plug were free to fall out. The extra space required for storage of a 13-amp. plug is obviously difficult to find, but a small "niche" in either door or case just sufficiently large to trap the mains lead when the access door was closed, leaving the plug outside the case, would be a simple solution to the problem.

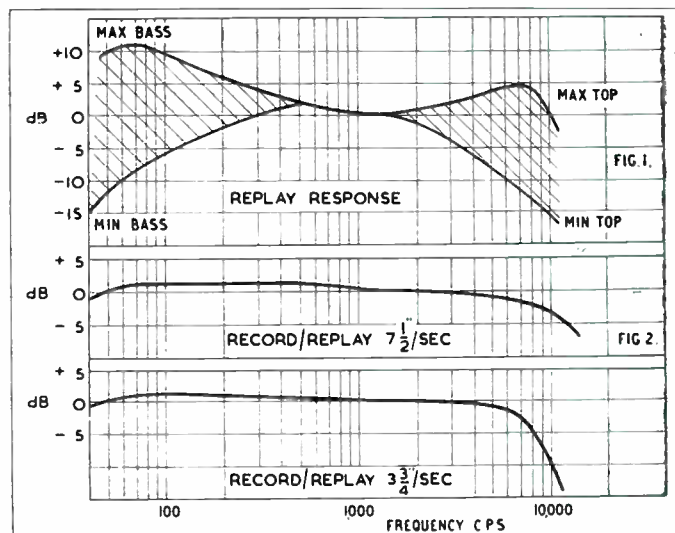
Push-button control of tape motion in both directions is provided, with other button switches to select "record", "replay" and "P.A." facilities. All the push-buttons are reasonably light in action, are of large area, and have a nice engineering feel about them. The Simon is one of the few machines using a deck mechanism of the manufacturers' own design, that allows the tape to be played in either direction of

travel, a facility so useful that its appearance on all machines appears inevitable. But the Simon SP4 goes further; it provides an automatic end-of-reel reverse mechanism actuated by the usual short length of foiled tape. Thus, at the end of a reel the tape travel is reversed, and the second track replayed without any need for the user's attention.

Two tape speeds, $7\frac{1}{2}$ and $3\frac{3}{4}$ i/s are provided, selection being made by a large diameter knob at the rear of the top deck, very easy in action but with a slightly confusing indication of the action to be taken to change the speed. 7-inch spools can be accommodated, allowing nearly 1 $\frac{1}{2}$ hours of playing time per track at the lower tape speed, particularly adequate in view of the easy way in which the tape motion can be reversed without having to remove the spools from the machine. If the speeches at a long conference were being recorded, no more than four or five words need be missed during the short interval required to reverse the direction of tape travel. For a professional user this is invaluable.

Four Control Knobs

Four controls are provided, two of these serving a double purpose. The two left-hand knobs provide mixing for two microphones and a radio or gramophone signal during recording—unusually generous facilities in a domestic machine. Replay volume is controlled by the inner knob. The third control also has a dual function, the inner (top) knob adjusting top response and the outer (lower) section adjusting bass response.



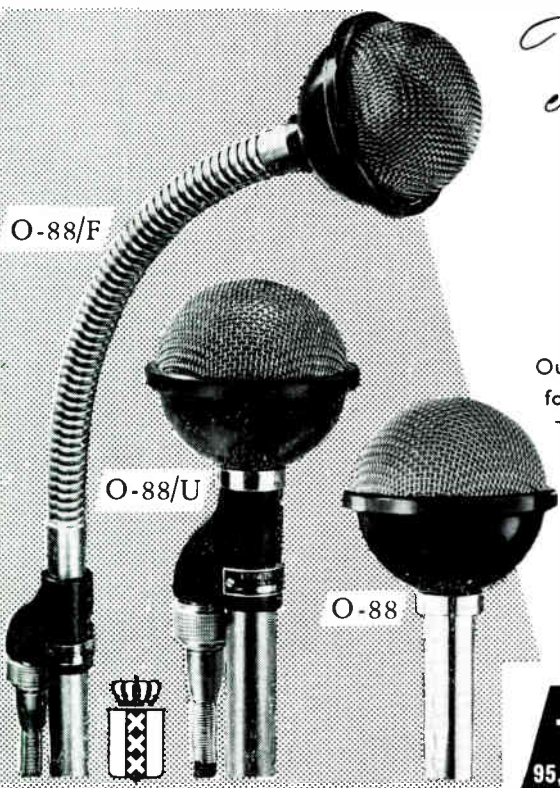
● Response curves of the Simon SP4

The tone control settings giving a flat overall curve are indicated on a separate calibration tag provided with each machine, a useful feature for the professional user. A monitor volume control and the mains on/off switch are ganged on the fourth knob. The usual 3/digit tape footage indicator is mounted in the centre of the top deck while a neon type EM81 volume indicator appears in a rather unusual place on the front of the machine below the mains indicator lamp.

10-watt Push-Pull Output Stage

Two EL84s are used in a 10 watt push-pull output stage, adequate power for public address used in a hall seating several hundred people. The SP4 includes facilities for P.A. work including a socket for a low impedance microphone that allows the "mike" to be used a few hundred feet from the machine.

Many owners use their tape recorders as dictating machines. When transcribing from the tape it is almost imperative to have a remote control device that allows the tape to be started, stopped or reversed. This is a facility that appears almost universally on continental machines but the SP4 is almost unique among British machines in including such a feature.



Three popular microphones by **Ronette**

series **O-88**

Our O-88 series has been especially developed for use with magnetic recording equipment. These microphones are equally sensitive to sound reaching it from all directions. They are obtainable with different voltage/frequency response curves, to suit your special requirements.

Ask for leaflet Nr. 508 describing our patented cartridges.

Sole distributors for Gt. Britain
TRIANON ELECTRIC Ltd. LONDON NW10
 95, Cobbold Rd., Willesden Telephone Willesden 2116

FAMOUS MICROPHONES

We sell the amazing **NEW TELEFUNKEN** models
 ON INTEREST FREE TERMS

★ FULL DEMONSTRATIONS

★ PERSONAL SERVICE

★ EASY TERMS

Dickinsons
 of PALL MALL LTD.
 11, ROYAL OPERA ARCADE,
 PALL MALL, London, S.W.1
 Trafalgar 2881

(Behind Her Majesty's Theatre in the Haymarket, one minute from Piccadilly Circus or Trafalgar Square)

MODEL 85 takes 7" spools, fantastic frequency range 30-20,000 c.p.s. at 7½ i.p.s. ± 3 dB, 30-15,000 c.p.s. 3¾ i.p.s. certificate presented with every machine. Two speakers, super imposition, separate bass and treble controls.

KL85T TABLE MODEL (Deck and Pre-amp only) 63 gns.

KL85K COMPLETE RECORDER 3 w output, 75 gns.

KL85KL Complete Recorder 6 w output, 79 gns.

Microphones at 5 gns., 6 gns., 9 gns., 19 gns.

MODEL 75 takes 5" spools 60-16,000 c.p.s. at 3¾ i.p.s. and 60-10,000 at 1¾ i.p.s. Light weight (approx. 20 lb.). Push-button controls, over 4 hours play at 1¾ i.p.s. on extra long play tape.

KL75T Table Model (Deck and Pre-amp only) 45 gns.

KL75K Complete Recorder, 50 gns.



(Prices including M9A Microphone at 5 gns.)

Model	Deposit	12 Monthly payments
KL85T	£9 0 0	£5 4 0
KL85K	£10 0 0	£6 3 4
KL85KL	£11 4 0	£6 8 4
KL75T	£6 10 0	£3 16 8
KL75K	£7 15 0	£4 3 4

ALL INTEREST FREE

To Dickinsons of Pall Mall Ltd.
 11 Royal Opera Arcade,
 Pall Mall, S.W.1.

Please send full details of the new Telefunken Model 75/85

OR I enclose deposit of.....

for the Telefunken.....with mic. Please send easy payment forms.

Name.....

Address.....

POST THE COUPON NOW!



Technical Details of Performance

The replay response, important when playing commercially recorded tapes, is shown in fig. 1, any response within the shaded areas being obtainable by appropriate adjustment of the bass and treble tone controls. With the tone controls in the positions claimed to give the C.C.I.R. standard response, the curve did in fact meet the specification to within the tolerances on the test tape.

When recording your own material, it is the combined record and replay performance that is important. This is shown in fig. 2 for both tape speeds and it is seen to be within the manufacturers' claim for ± 3 dB between 30 and 12,000 c/s. at $7\frac{1}{2}$ i/s. and ± 3 dB between 30 and 7,000 c/s. at $3\frac{3}{4}$ i/s. Some fiddling with tone control settings might even improve on the manufacturers' claims for frequency response, a most unusual state of affairs in the tape recorder field.

The signal-noise ratios measured by recording a 1 Kc/s tone at full modulation as shown by the magic eye volume indicator, checking the output level on replay and then erasing the tape on the machine before replaying the wiped tape, are shown in table 1. These are very satisfactory values.

Table 1—Signal/Noise Ratios		Table 2—Wow and Flutter	
$7\frac{1}{2}$ in./sec.	Unweighted—40 dB	$7\frac{1}{2}$ in./sec.	.17%
	Weighted —47 dB		
$3\frac{3}{4}$ in./sec.	Unweighted—36 dB	$3\frac{3}{4}$ in./sec.	.2%
	Weighted —44 dB		

This method of measuring signal/noise differs somewhat from that adopted by the manufacturers and results in slightly different figures.

Wow and flutter figures obtained at both tape speeds are quoted in table 2. These are RMS values whereas the manufacturers quote peak-to-peak readings. Flutter waveforms are of such character that there is no very satisfactory correlation between peak-to-peak and RMS readings but irrespective of this the wow and flutter values are reasonable for a portable machine.

General Comment


It is always impossible to be completely objective in assessing the performance of a tape recorder. One is objective where possible, but in many things one gets a feeling about the smoothness and "handability" of a machine that is difficult to convey to a reader. The SP4 was found easy, pleasant and convenient to handle. The recording facilities were appreciated. Preliminary adjustment of the recording gain controls can be made and the signal monitored after pressing the "record" button but before starting the tape with the "safety" button, a most useful feature to a professional user.

The novel features incorporated in the SP4 are generally of real value to the user, and are not gimmicks put in to please a Sales Director who must have something different. It is only sheer laziness on the part of the user that results in annoyance at having to get up and reverse the direction of tape travel at the end of a reel. Nevertheless this laziness is well catered for by the automatic tape reversal at the reel end, though your tapes will need a short length of foiled tape spliced into them to actuate the reversing mechanism. It was a feature that was liked by the family.

The special facilities—such as automatic tape reversal, tape run out stop, remote control, etc.—lead to a machine that is more complex mechanically than a "basic" tape recorder, and in consequence needs more skill in design. None of the "automatics" gave trouble during a month's regular use. The breaking system worked perfectly under all conditions of tape loading, and the high speed wind and rewind were exceptionally smooth. Two minutes are required to rewind 1,800 ft. of tape, and either by accident or clever design the torque characteristics of the motors have been nicely balanced to produce a high speed wind with a low speed end to the process. Undue stress on the tape is thus avoided.

A minor point but one worthy of note, the instruction book is an unusually good and comprehensive guide not only to the machine but to its use. The Simon machine is not cheap but it has exceptional facilities, a good performance and is undoubtedly good value for money.

J. Moir



★
THE
"LEERASER"
BULK ERASER

★

★ Manufactured by Leever-Rich Equipment Ltd., 78B Hampstead Road, London, N.W.1.

IN last month's *Tape Recorder*, the basic construction and method of operation of a bulk eraser was discussed with reference to the Instant bulk eraser. It was mentioned that a high quality eraser would cost between £5 and £10 and the Standard Leeraser, reviewed here, is in this class. Three models are available according to the size of the tape spool, the Senior for 12 in. at £15, the Standard for 7 in. at £9 10s. 0d. and the Junior for 5 in. at £6 5s. 0d.

The model submitted was found to have a strong cast frame finished in grey stove enamel. This carries a generous block of laminations, a mains switch, an indicator lamp and a length of good quality three core cable for mains connection. The top of the eraser forms a platform with a spindle to take the tape spool and the laminations cover a wide area of the platform so that two or three revolutions of the spool was found sufficient to cleanly erase a high level recording. The toggle switch with warning lamp was preferred to the press switch found on some other erasers. This is unquestionably a well designed and well made eraser which can be recommended with confidence.

H.L.Y.

BOOK REVIEWS

"How to get the Best out of Your Tape Recorder"—by Percival J. Guy, 1958, 128 pages, illustrated, 8s. 6d., Norman price (Publishers) Ltd.

The subject of tape recording, with all its ramifications, can be covered completely only in a very, very large book. The author of a small book—128 pages including Glossary and Index—must therefore give at least as much thought to what to leave out as he does to what to include. P. J. Guy has many years' experience of recording in all its aspects and is now lecturing on the subject at the BBC's engineering school.

The things he has sensibly left out of this book are the usual block diagrams and general talk about recording which are already duplicated in too many text books and instruction booklets on tape recorders. He has thus been able to concentrate on the parts of the subject which usually present the newcomer with the most difficulty. There are chapters on distortion, matching, filters, equalisation, mixers, acoustics, microphone balance and control, loudspeakers, fault tracing and general maintenance. In addition the Copyright and legal aspects are discussed and the book opens with simplified treatment of magnetic theory.

This first chapter is particularly thorough and provides just the right foundation for understanding the rest of the book. In chapter 8 you will find useful hints on microphone positioning and other practical matters. I would disagree on one small point that testing the vertical response of a microphone should be carried out "with the aid of a tall step-ladder". I would prefer to tilt the microphone, and keep the speaker's feet firmly on the ground.

To sum up, the selection of specific subjects in this book is original and avoids duplicating existing small handbooks. If you possess an "operating instructions" booklet which describes the general working of your tape recorder, this small publication will help you to take tape further, both the theory and the practice.

J.N.B.

Please mention **THE TAPE RECORDER** when writing for further details

— YOUR TAPE DEALER —

LONDON AREA, W.1

- Stockists of leading makes of Tape Recorders
- Comparative demonstrations at any time

H. C. HARRIDGE

8 MOOR STREET, W.1 Telephone: GERrard 7108

FULL RANGE OF DOMESTIC & PROFESSIONAL TAPE RECORDERS FOR HIRE BY THE DAY OR WEEK

YOUR TAPE-RECORDINGS CAN BE TRANSCRIBED TO HIGH-QUALITY STANDARD OR LONG-PLAYING DISCS, EPs are also available.

Our Studio is also equipped with the finest Professional AMPEX & E.M.I. Recording machines.

For full details 'phone or write to:- THE MAGNEGRAPH RECORDING CO. LTD.
1, HANWAY PLACE, OXFORD ST., W.1 Telephone LAngham 2156

LONDON AREA, W.1

Come to the RADIO CENTRE

THE HI-FI and TAPE RECORDER SPECIALISTS

GARRARD . GOODMAN'S . ROGERS . SOUND . E.A.R. . LEAK . R.C.A.
WHARFEDALE . CHAPMAN . CONNOISSEUR . QUAD . W.B.

33 TOTTENHAM COURT ROAD, LONDON, W.1

Expert advice

Telephone: MUSeum 6667

Easy Terms

TAPE TO DISC SERVICE

78s or L.P.

QUEENSWAY RECORDING STUDIOS

123, Queensway, London, W.2. Tel: BAYswater 4992

Tape Recorders "Sales - Exchanges"

COVENTRY and WARWICK

Hi-Fi & TAPE RECORDER SPECIALISTS

Stereophonic demonstrations from Tape and Records. All leading makes of High Fidelity Equipment stocked and demonstrated under ideal conditions with exclusive cabinet designs and finishes.

R·E·S (Coventry) Ltd 128 Far Gosford St. Phone 60913

HAMPSHIRE—HIGHCLIFFE-ON-SEA

J. H. WOOD

TAPE RECORDER STUDIO

Leading makes of Tape Recorders stocked. Authorised Walter Service Centre.

ROGERS HIGH FIDELITY SOUND EQUIPMENT

Demonstrations of Sound with Home Cine

117, Ringwood Road, Highcliffe-on-Sea

Telephone: 2040

LEICESTER

ALL YOUR HI-FI REQUIREMENTS

QUAD . LEAK . B.T.H. . ALTOBASS . DULCI . PAMPHONIC
Speakers by WHARFEDALE . LOWTHER . ROGERS . W.B. . PAMPHONIC
Tape Recorders FERROGRAPH . BRENNELL . GRUNDIG . HARTING
RECORD DEPT . COMPARATOR

LEICESTER CO-OPERATIVE SOCIETY LTD.

HIGH STREET

Telephone: 20431

MANCHESTER

THE NORTH'S TAPE RECORDER CENTRE

Stockists of Ferrograph, Reflectograph, Brenell, Grundig, Elizabethan, Tandberg, Telefunken, Wyndor, etc., etc.

HIGH FIDELITY DEVELOPMENTS LTD.

8 DEANSGATE . MANCHESTER 3

(Next to Grosvenor Hotel)

WHAT DO YOU KNOW ?

HERE are a few more mental exercises—not all of them to be taken seriously—to get you thinking. The answers are printed at the foot of the column, upside down, as before.

1. Two grand pianos played in unison produce 3 dB more power than one. How many pianos are needed to give + 18 dB?

2. Rust, pinch, idle, stagger, flat: although these words may be used in a different connotation, they also apply to tape recording. Can you say how?

3. How do the faint echoes due to "print through" between the magnetic fields of adjacent layers of recorded tape differ from post- and pre-echo on disc?

4. Which of the following microphones may be used as a loudspeaker?—crystal, moving-coil, condenser.

5. These "package" words seem to have been miss-sorted. Can you put them right?—pick-through, built-over, play-up, change-in, print-back.

6. In a 3-head machine, which head has (a) the narrowest, (b) the widest gap?

7. Is it better to record radio programmes through a microphone or via the External Loudspeaker sockets?

—THE ANSWERS—

7. Recording from the Ext. L/S socket is preferred, since it eliminates the loudspeaker and microphone from the recording chain, both of which are liable to impart the recorded quality. In addition, the room acoustics and extraneous noises are avoided. For best results, the radio signals are usually picked up at the output of the detector (diode) stage, so that the radio's audio-frequency amplifier is by-passed too.

6. (a) playback head, 0.0005 in., or less, (b) erase head approximately 0.015 in.

5. Pickup, playback, built-in, change-over, print-through. units use a loudspeaker-cum-microphone.

4. A moving-coil microphone is in effect a small loudspeaker and whose time lag is longer at the outside of the reel than the inside. In tape recording, magnetic print-through produces echoes interval before or after the original namely, 1/33 $\frac{1}{3}$, 1/45 or 1/78 of of the groove wall on extra loud passages, and occur a fixed time 3. In disc recording these echoes are due to mechanical deformation

or capstan is a frequent cause of wow. departure from a true circle, on the rubber edge of the pressure roller Stacked heads (one above the other) are now in vogue. A flat, or any and produce two tracks which are vertically a few inches out of step. once the accepted method of recording stereo, especially in America, the pressure roller, which holds the tape against the drive capstan. It is also referred to as the idler. Staggered record/replay heads were sensitive coating on a magnetic tape. Finch roller is another name for 2. Rust is iron oxide, a particular species of which forms the

FRANCIS OF STREATHAM

THE COMPLETE TAPE RECORDER SPECIALISTS

WE STOCK THE LARGEST SELECTION OF RECORDERS IN LONDON. LATEST MODELS ONLY

	Price		Price		Price
*Brenell Mk. V	64 gns.	*Harting	82 gns.	Spectone	76 gns.
Brenell 3 Star	58 gns.	Magnaфон Courier	49 gns.	Stuzzi Magnette	69 gns.
Elizabethan Escort	45 gns.	Magnaфон Diplomat	59 gns.	Truvox R.2	59 gns.
*Elizabethan Essex	65 gns.	Phonotrix	26 gns.	Telefunken KL85	75 gns.
Elizabethan Mayfair	72 gns.	Perth-Saja Standard	45 gns.	Telefunken KL65	57 gns.
*Ferrograph 3AN	79 gns.	Perth-Saja De Luxe	56 gns.	Telefunken KL75	50 gns.
*Ferrograph 3ANH	86 gns.	Philips 8109	39 gns.	Verdik	45 gns.
*Ferrograph 3AN/S	86 gns.	Philips 8108G	62 gns.	*Vortexion WVA	£93 13 0
Ferrograph Stere-ad	30 gns.	*Reflectograph	94 gns.	*Vortexion WVB	£110 3 0
Grundig TK20	50 gns.	*Simon SP4	95 gns.	Wyndor Dauphin	89 gns.
Grundig TK25	62 gns.	Sound 444	45 gns.	Wyndor Viscount	49 gns.
*Grundig TK30	72 gns.	Sound A20	55 gns.	Walter 101	29 gns.
*Grundig TK35	82 gns.	Sound 555	65 gns.	Walter 303 De Luxe	42 gns.
Geloso	38 gns.	Sound Belle	26 gns.	Walter 505	57 gns.

*Microphones Extra

All Recorders available on NO INTEREST—NO CHARGES terms to suit the customer plus Free Service whilst under guarantee. Personal callers welcome to continuous comparative demonstrations. Open all day Saturday. Recorders for hire from 45s. weekly.

MAIL ORDER DEPARTMENT FOR ALL AVAILABLE SIZES IN THE FOLLOWING TAPES: E.M.I. ◊ GRUNDIG ◊ SCOTCH BOY ◊ BASF PHILIPS ◊ TELEFUNKEN ◊ GELOSO ◊ FERROGRAPH ◊ STENOIRETTE EMPTY SPOOLS ◊ EMICASES ◊ SPLICERS ◊ DEFLEXERS TELEPHONE ATTACHMENTS ◊ STETHOSCOPE EARPHONES RADIO JACKS ◊ MIXERS ◊ TAPE RECORDER ACCESSORIES ◊ POST FREE ◊ LARGE RANGE OF CRYSTAL ◊ MOVING COIL ◊ DYNAMIC RIBBON MICROPHONES BY: LUSTRAPHONE ◊ ACOS ◊ RESLO

GRUNDIG ◊ RONETTE ◊ PHILIPS ◊ CADENZA ◊ SOUND DESK AND FLOOR STANDS ◊ TUNERS BY: DULCI ◊ T.S.L STIRLING ◊ ELIZABETHAN ◊ PHILCO ◊ PAMPHONIC ◊ STEREO AUDIO AMPLIFIERS BY: DULCI ◊ LEAK ◊ PAMPHONIC TRIXONIC ◊ TRANSCRIPTION UNITS BY: GARRARD ◊ LENCO GOLDRING ◊ COLLARO ◊ PRE-RECORDED TAPES BY: COLUMBIA HMV ◊ SAGA ELIZABETHAN

TAPE TO DISC SERVICE

169-171 STREATHAM HIGH ROAD, LONDON, S.W.16

STReatham 0466-0192

(Between St. Leonard's Church and Streatham Station)

... for the Audio enthusiast

THE LONDON AUDIO FAIR

1959

at THE HOTEL RUSSELL, RUSSELL SQUARE,
LONDON, W.C.1

More and more people are taking a discerning interest in all forms of Audio development.

To cope with this increase, the London Audio Fair is this year to be held at a new and larger venue.

More exhibitors, more products and all the latest technical developments will be on display and you will be able to hear them in

conditions akin to those of your own home.

Now fully established as the national event of the Audio year, the London Audio Fair 1959 promises to be an even greater success than the Fairs of previous years.

Apply now to your local audio, radio, record or music shop for FREE entrance tickets—and note the dates.

Apply to:

EXHIBITION OFFICE, 42 MANCHESTER STREET, LONDON, W.1

THURSDAY, 2nd April
(Trade only 11 a.m.—5.30 p.m.)
5.30 p.m.—9 p.m.

FRIDAY, 3rd April
11 a.m.—9 p.m.

SATURDAY, 4th April
11 a.m.—9 p.m.

SUNDAY, 5th April
11 a.m.—9 p.m.

— YOUR TAPE DEALER —

SPECTACHORD

78 and L.P. records cut from your own tapes

Quick postal service from:

12 EAST DRIVE, ST. MARY CRAY, KENT

Also mobile recording facilities. Tel: Fairlands 3857

SOUTHAMPTON — SALISBURY

- ★ All the best makes of Tape Recorders
- ★ Hi-Fi Systems and Records
- ★ Expert knowledge and advice

The West of England High Fidelity Specialists

J. F. SUTTON 421 SHIRLEY ROAD, SOUTHAMPTON
15-18 QUEEN STREET, SALISBURY

FOR ALL YOUR HI-FI REQUIREMENTS

UNIVERSITY CAMERAS

of

SOUTHAMPTON

12 BARGATE STREET

Telephone: 28547

COVENTRY and WARWICK

HI-FI & TAPE RECORDER SPECIALISTS

All leading makes of High Fidelity Equipment stocked and demonstrated under ideal conditions with exclusive cabinet designs and finishes. Stereophonic demonstrations from Tape and Records.

R·E·S (Coventry) Ltd 128 Far Gosford St. Phone 60913

ADVERTISERS' INDEX

	Page
Brenell Engineering Co., Ltd.	52
Collaro, Ltd.	47
Dickinsons of Pall Mall	86
Discurio	82
E.A.P. (Tape Recorders), Ltd.	46
Editape	62
Emitape	49
Francis of Streatham	89
Gramdek	48
H. C. Harridge	72
Hi-Fi News	92
Hi-Fi Year Book	56
Howard Photographic	84
Jeffreys of Leith	72
Lane's British Tape Recorder Club	82
London Audio Fair	89
Lustraphone	72
M.S.S. Recording Co., Ltd.	62
Multimusic, Ltd.	54
Nusound Recording Co.	64
Quality Mart	76
Record News	66
Reps (Tape Recorders), Ltd.	50
Recorder Company, Ltd.	62
Simon Sound Service, Ltd.	64 & 91
A. L. Stamford, Ltd.	76
Tape Recorder Centre (Sypha Sales)	58
Tape Recorder Service Co.	70
Tele-Radio (1943), Ltd.	84
Tele-Tape	72
Technical Suppliers, Ltd.	58
Trianon Electric, Ltd.	86

CLASSIFIED ADVERTISEMENTS

Advertisements for this section must be pre-paid, and accompanied by a postal order, money order, or cheque, made payable to "The Tape Recorder", 99 Mortimer Street, London, W.1. They must be clearly written or typed, and must be in the form of a separate sheet of paper if included with a letter dealing with other subjects.

The rate is 6d. per word, with a minimum charge of 7s. 6d. Box numbers may be used for an extra charge of 1s. 6d. The trade rate is 9d. per word, 2s. will be charged for a box number, conditions on application.

No responsibility will be accepted by the editor, the publishers, or the printers of "The Tape Recorder", for the quality of any goods offered, bought, or exchanged through the medium of these columns, or for any failure in payment, etc., though the greatest care will be taken to ensure that only bona-fide advertisements are accepted.

For Sale

Unused Grundig TK20 with microphone, brand new and unpacked, as bought recently, 40 guineas.—Box 201.

Bradmatic Deck 5D cost £50. Used only in design of experimental amplifier. Bargain at £25. 3 spare heads £5.—Box 202.

Axioms 150, Mk II. Unopened, £9, Sonomag adaptatape £28. Magnafon Tape Decks with Meter, brand new, guaranteed, £35. Leak Point One complete, £20. Lenco GL56/500 £19 10s. Discontinued Lines.
A. L. Stamford (CL/1), 84 Weymouth Terrace, London, E.2.

Cabinets, Turntables, Loudspeakers—Showroom soiled, to clear. Reder Ltd., 122 Bow Road, E.3. Phone Advance 5533.

Only 10/-. A CW Contact—a 30 minute Morse Tape Recording. Mitchell, 150 Station Avenue, West Ewell, Surrey.

MSS Tape Recorder, 2 speeds, Foot Control, backspacing—as new. 66 guineas or near offer. Telephone Bristol 20763.

Grundig TK5. Good condition, including microphone and 4 spools of tape, offers over £40.—Box 200.

HMV Stereosonic Tape Deck, model 3035 complete with pre-amp. and control unit. Perfect condition. Genuine reason for sale. Price £50 o.n.o.—Box 203.

Binders for "The Tape Recorder", will take 12 copies plus index. Covered in black buckram, gold blocked on spine. Price 15s. post free from: 99 Mortimer Street, London, W.1.

Miscellaneous

Tape to Disc—Comprehensive 78-45-33 service available from Rendezvous Records, 19 Blackfriars Street, Manchester 3.

Tapes need protection from atmospheric changes. Keep them in perfect condition in polythene tape protectors. Packets of 12: 3 in.—1s. 6d.; 4 in.—1s. 8d.; 5 in.—1s. 9d.; 5½ in.—2s.; 7 in.—2s. 4d.; 8½ in.—2s. 8d. From your Dealer, or write to us, adding 6d. postage. Swains Papercraft Ltd., Dept. R, Buckhurst Hill, Essex.

Editing and Dubbing service for magnetic tapes. Mobile Unit available. Millar Thomson, 112 Alcester Road, South Birmingham, 14, Highbury 1314.

German Conversational Tape 3½ i/s. Native speakers. 3 in. spool with script and translation. 17s. Dept., TM, BCM/AIDS, London, W.C.1.

Music on Tape—recorded tapes at 7½ and 3½ i/s—music for dancing (ballroom and Latin American), Viennese, Cowboy, operatic, light orchestral, piano (classical and popular), theatre organ and French bistro (mostly accordion)—by well-known continental artists and orchestras—13s., 15s., 32s. and 64s.—trade terms available—all enquiries to sole owners and distributors, Music on Tape Limited, 6 Laurence Pountney Hill, London, E.C.4.

Only from us! A famous stick mike, normally 5 gns. Only £2 14s.; Once again super tape bargain—Ferroglyph Tape, 7in. Ferroglyph spool 1,200 ft. 27s. 6d. each; E. C. Kingsley & Co., 132 Tottenham Court Road (Corner of Warren Street), London, W.1. Euston 6500.

Wanted

Professional Type Battery Portable Recorder. Must be in first class condition. State age, details of use, etc. Good price paid.—Box 204.

for those who want something more



these figures

Frequency response
 at 3 $\frac{3}{4}$ i.p.s. 30-7000 c.p.s. \pm 3dB
 at 7 $\frac{1}{2}$ i.p.s., 30-15,000 c.p.s. \pm 3dB. ref. to 1 Kc
 Wow and flutter content—better than 0.2% peak to peak
 Output 10 watts push-pull

... and these features

Something really worthwhile has been achieved in the design of this fine new tape recorder. Performance of a high order has been married to a range of features, many of them exclusive to Simon, enormously increasing its value to the connoisseur of recorded sound.

Never before have all these been brought together in a portable tape recorder—3-way mixing, lift and cut on bass and treble, a monitor with separate bass and treble units giving you high quality sound without a separate loudspeaker and, to match the superb 10-watt ultra-linear amplifier, the Simon all push-button, automatic tape deck.

Automatic, in the Simon sense, is meant to be taken literally: it means continuous replay—the machine stops, reverses and changes to the other track with only a two-second pause, and with no necessity to touch any control. Similarly, up to three hours continuous recording can be made without attention, the machine automatically stopping at the end of the second track.

Look at its elegant styling, listen to it at your local dealer—you'll decide that this is the recorder for you.

SIMON AUTOMATIC DECK fully 'push-button-controlled'

AUTOMATIC TAPE REVERSAL *without touching controls*

3-WAY MIXING FACILITIES on both record and playback

BASS AND TREBLE *LIFT AND CUT* with independent controls

REMOTE CONTROL FACILITIES on both record and playback

HIGH QUALITY MONITORING Paired bass and treble loudspeaker units

10 WATTS OUTPUT from ultra-linear push-pull amplifier

PUSH-PULL OSCILLATOR for noise and hum suppression

ACCIDENTAL ERASURE PREVENTION by special record 'safety button'

ACCURATE TAPE POSITION INDICATOR based on linear tape scale

'PIN-POINT' MODULATION with cathode ray magic eye

combined in the new

simon SP.

4

Incorporating the new Simon fully automatic tape deck

95 GNS

Your Simon Dealer would be pleased to arrange H.P. terms



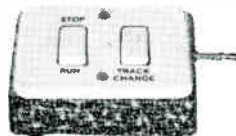
Two accessories to do justice to the SP4

THE CADENZA Ribbon microphone

Dual impedance head for flexibility in use: output sensibly flat between 50-12000 cps. In handsome presentation case: head only 8½ gns. With tripod desk stand 10 gns.

THE SIMON REMOTE CONTROL UNIT

Electrically operated, gives push-button control at any practical distance. (Stop/Start and track change on either Record or Playback.) Size 11" x 21" x 31" With 25 ft. of flex 3 gns.



Choose Simon for Sound

See it at the Audio Fair, Booth 61, Dem. Room 347

Write now for brochure (N3) to:

SIMON SOUND SERVICE LTD

46-50 George Street, Portman Square, London W.1

Hi-Fi News

THE WORLD'S LEADING MAGAZINE
FOR ALL SOUND ENTHUSIASTS

FAMED FOR
RELIABLE
REVIEWS



PRICE
TWO SHILLINGS
MONTHLY

★ HI-FI NEWS IS READ BY MORE THAN 20,000 PEOPLE EVERY MONTH—BEGINNERS AND EXPERTS ALIKE. WHETHER YOUR AUDIO INTERESTS ARE WITH TAPE, DISC, OR RADIO, HI-FI NEWS WILL BRING YOU THE NEWS AND INFORMATION YOU NEED.

In the March Number

- Hi-Fi For Beginners
- Stereo News
- Audio News
- How to build the Decca Corner Speaker
- Readers' Problems Discussed
- Details of a Unique German Speaker
- Absolute Beginners' Corner
- Reviews of Equipment
- Details of New products
- Readers' Letters
- Classified Advertisements
- Hi-Fi Physics
- Sound Waves
- Recommended Discs and Tapes

CLASSICAL RECORD NEWS LTD. 99 Mortimer Street, London, W.1