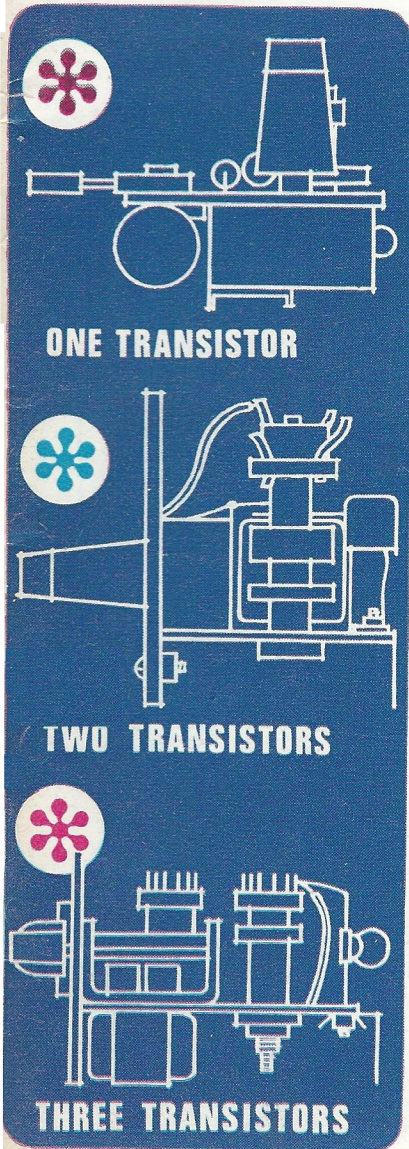


PRACTICAL WIRELESS

JUNE
1968

216



SIMPLE RECEIVERS FOR Beginners



ONE TRANSISTOR

TWO TRANSISTORS

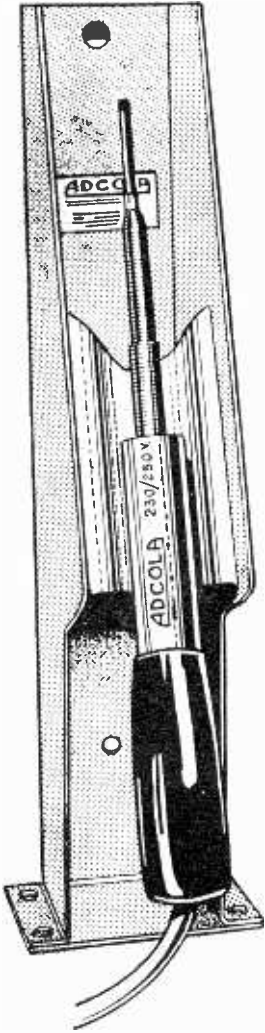
THREE TRANSISTORS



ALSO INSIDE: INTEGRATED CIRCUIT PREAMP

ADCOLA
ESTABLISHED 1938
(Incorporated in England)

**SOLDERING INSTRUMENTS
 AND EQUIPMENT**



DESIGNED FOR
 THE AMATEUR'S
 RADIO STATION

ILLUSTRATED
 List No. 70 $\frac{1}{8}$ " BIT
 IN
 PROTECTIVE
 SHIELD
 List No. 68

for catalogue apply direct to:—
 Sales and Service Dept.
 ADCOLA PRODUCTS LTD.,
 ADCOLA HOUSE,
 GAUDEN ROAD,
 LONDON, S.W.4

Telephone
 01 622 0291

Telegrams
 SOLJOINT LONDON SW4

JACKSON 
 the big name in PRECISION components



**INTRODUCING
 C1604
 TRIMMER**

A new version of
 C16 Type Trimmer

Actual size

For Panel Mounting with one-hole fixing

- The only 20 pF available on $\frac{3}{8}$ " square (-14 square inch) base.
- Min. 3 pF.
- 2 screws, 1 hole or p.c. fixing also available.
- Other capacitances, 5, 8.5, 11.5 and 14 pF.
- Capacitance swing 20 pF within + 20%.
- Temp. coeff. +50 p.p.m./Deg. C.

It's reliable if it's made by Jackson's

JACKSON BROS. (LONDON) LTD.

Dept. P.W., KINGSWAY WADDON, CROYDON, CR9, 4DG
 'Phone: (01-688) 2754-5. 'Grams: Walfilco, Croydon

Canadian Agents: Messrs. R. Mack & Co. Ltd., 1485 South West Marine Drive, Vancouver 14, B.C., Canada.

American Agents: M. Swedgal Electronics, 258 Broadway, New York 10007, N.Y., U.S.A.

E.S.V.

BUSINESS AS USUAL

**WATCH
 FOR OUR FUTURE
 ADVERTISEMENTS
 AFTER REORGANISATION**

ELECTRONIC SALES (Victoria) LTD
 17 GILLINGHAM ROW · WILTON ROAD
 LONDON S.W.1.

Telephone Victoria 5091

Lasky's Radio

DON'T MISS THIS!

HAVE YOU GOT YOUR LASKY'S CATALOGUE FREE Second Great Reprint Issue Now Ready. Just send your name, address and 1/- for post only.

CONSTRUCTORS BARGAINS

SINCLAIR SPECIAL

THE MICRO FM
THE WORLD'S ONLY COMBINED FM TUNER AND POCKET RECEIVER

A unique 7 transistor FM superhet tuner-receiver for constructors, which requires no alignment when built and which uses pulse counting detection for better quality. Can be used as a tuner for amplifier, tape-recorder, etc., or as a self-contained pocket FM receiver contained with battery in a case no bigger than a packet of ten cigarettes! The Micro FM is beautifully styled, with brushed and polished aluminium front panel and spun aluminium slow motion dial, in keeping with its outstanding performance. Technical spec.: 7 transistor, 2 diode superhet FM with one output to amp., or tape-recorder and one which enables set to be used as a self-contained pocket FM receiver. Low IF. Pulse counting discriminator. Telescopic aerial. Audio response: 10 to 20,000 c/s + 1dB. Signal to noise ratio: 30dB at 30mV. Sensitivity: Typically 3 microvolts. Power source: Standard 9 volt battery. Size 2 1/16 x 1 1/16 x 3/16 in., plus aerial.



LASKY'S PRICE £5.19.6 IN KIT FORM. Post 2/6

THE Z-12 INTEGRATED 12 WATT AMP AND PRE-AMPLIFIER


Eight special H.F. Transistors are used in this remarkable integrated twelve watt amplifier. Outstanding features are its great versatility, compactness, power and brilliant performance. The Z-12 is equally suitable for use as a true Hi-Fi amplifier, in an electric guitar, as a P.A. unit for car radio or in an intercom system. The inputs can be matched to all pick ups, microphones and radio tuners and detailed circuits for appropriate tone and volume controls are given in the manual supplied with every Z-12. Technical specification: Output: Class B, ultra linear, with generous negative feedback. Output: 12 watts R.M.S. music power (30 watts peak). Frequency response: 15 to 50,000 c/s + 1dB. Input sensitivity: 2mV into 2K ohms. Signal to noise ratio: better than 60dB. Output impedance: suitable for 3, 7.5 and 15 ohm speakers. (Two 3 ohm speakers may be used in parallel.) Power requirements: 6 to 20 volts D.C. or Sinclair PZ. 4 mains power supply unit which is available at 99/6 extra. Size 3 1/4 x 1 1/4 in. Weight 3 ozs.

LASKY'S PRICE 89/6 FULLY BUILT. Post 3/-

STEREO 25

DE LUXE STEREO PRE-AMP AND CONTROL UNIT

A first class pre-amp and tone control unit is vital to the performance of any hi-fi system and particularly where a modern light-weight stereo pick up and high quality loud speakers are used. The Sinclair Stereo 25 has been designed to match the excellent characteristics of the Z-12 Controls: Bass lift/cut, treble lift/cut, volume, balance and input selection. Supplied ready built with full installation and operating manual. Front panel finished in brushed aluminium with black flguring. knobs in solid aluminium. The Stereo 25 is unusually compact and a delight to use. Technical spec.: Performance figures obtained from using Stereo 25, two Z-12's and a PZ. 4 power supply unit. Sensitivity: for 10 watts into 15 ohm load per channel. Mic.: 2mV into 50 K ohms. Pick up: 3mV into 50 K ohms. Radio: 20mV into 10 K ohms. Frequency response: (Mic and Radio) 20 c/s to 30 Kc/s ± 1dB to 100 Kc/s ± 3dB. RIAA equalisation for pick up. Size 6 1/2 x 2 1/2 ins.



LASKY'S PRICE £9.19.6 FULLY BUILT. Post 3/6


SINCLAIR PACKAGE DEALS

Package "A": Micro FM with Z-12 Amplifier £9.9.0 Post 3/6
Package "B": Two Z-12 Amplifiers £8.2.6 Post 4/6
Package "C": 1—Stereo 25 pre-amp control unit, 2—Z-12 amplifiers, 1—PZ.4 power pack, 2—Sinclair Q14 speaker systems .. £35.0.0 Post 10/-

SPECIAL INTEREST ITEMS!

TRIO Model TK-60BE

TRANSISTORISED AM/FM MULTIPLEX STEREO TUNER AMPLIFIER



AT A PRICE YOU CAN AFFORD!

The 36 Transistor TR10 TK-60BE incorporates superb modern styling with many features normally found in models costing £££'s more. This great value for money Hi-Fi unit offers the following superb features: Tuner AM/FM 4-gang tuning condenser all transistor front end provides FM 2.5mV sensitivity. *Automatic FM/Stereo Mono mode silent switching circuit with Stereo signal beacon. *Illuminated pinpoint AM/FM tuning meter. *4 diode fine division multiplexer de-coder giving 35dB channel separation. Amplifier. *All silicon transistor amplifier provides wide 20—50,000 Hz frequency response. *Exclusive blow-out free automatic circuit breaker for power transistor protection. *Speaker output terminals and power for 2 sets of stereo speakers—switch selected (A speakers, B speakers, A+B speakers, head phones). *Centre channel output. *Full range of controls. *Front panel stereo phone jack. *Direct tape monitor switch for tape monitoring without changing cable connections. *DIN connector for tape recorder. Brief spec: Amplifier—Music Power 60 watts (IHF standard 4 ohms). Continuous power—20 watts per channel. Signal to noise ratio—Phono 60dB. Tape HD-60dB. Input sensitivity—Phono 2mV, Tape HD-2.5mV, AUC 150mV, Tape play 150mV. Speaker Impedance—4/16 ohms. Controls: Input selector, Mode, HF and LF filters, separate treble and bass controls for each channel, balance, loudness tape monitoring, output selector. Tuner: FM cover 88—108 Mc/s, AM cover 540—1600 Kc/s. FM Harmonic Distortion—0.6%. FM Signal to Noise Ratio—60dB. FM F.M. Selectivity—40dB. General: For 110/250V mains. Finish—brushed aluminium with hammer enamel case. Size 17 1/2 x 5 1/2 x 14 in.

LASKY'S PRICE 69 Gns. Carriage FREE in U.K.

LASKY'S CLEAR PLASTIC PANEL METERS

Precision made in Japan by HIOKI. Each meter boxed and fully guaranteed with all fixing nuts and washers. Sizes are of front panel. Add 1/6 P. on each. (Quotes for quantities.) Type KR-52 3 x 2 1/2 in. (Illustrated).



1mA DC	47/6	100µA	47/6
5mA DC	32/6	500µA	37/6
300V DC	32/6	1mA S Meter	39/6
50µA	56/-		
Type MK-38A 1 1/2 in. square		Type KR-65 3 1/2 x 3 in.	
1mA DC	29/6	1mA DC	36/-
5mA DC	22/6	5mA DC	35/-
300V DC	22/6	300V DC	35/-
50µA	30/-	50µA	49/6
100µA	29/6	100µA	49/6
500µA	27/6	500µA	42/6
1mA S meter	29/6	1mA S meter	39/6
Type MK-45A 2 in. square		Type MK-65A 3 in. square	
1mA DC	25/-	1mA DC	36/-
5mA DC	25/-	5mA DC	35/-
300V DC	25/-	300V DC	35/-
500µA	25/-	500µA	39/6
1mA S meter	35/-	1mA S meter	37/6

NEW INTERNATIONAL TAPE

FAMOUS AMERICAN MADE BRAND TAPE AT RECORD LOW PRICES

3in. Message tape, 150ft.	2 6	5 1/2 in. Standard play, 850ft. PVC	11 6
3in. Message tape, 225ft.	3 9	5 1/2 in. Long play, 1200ft. Mylar	15 0
3in. Message tape, 300ft.	7 6	5 1/2 in. Triple play, 2400ft. Mylar	45 0
3 1/2 in. Triple play, 600ft. Mylar	10 0	7 in. Standard play, 1200ft. Acetate	
4in. Triple play, 900ft. Mylar	17 6	7 in. Standard play, 1200ft. Mylar	12 6
5in. Double play, 1200ft. Mylar	15 0	7 in. Standard play, 1200ft. Mylar	12 6
5in. Long play, 900ft. Acetate	10 0	7 in. Long play, 1800ft. Mylar	19 6
5in. Standard play, 600ft. PVC	8 6	7 in. Double play, 2400ft. Mylar	26 0
5in. Triple play, 1800ft. Mylar	35 0	7 in. Long play, 1800ft. Acetate	15 0
5 1/2 in. Double play, 1800ft. Mylar	22 6	7 in. Triple play, 3600ft. Mylar	50 0
5 1/2 in. Long play, 1200ft. Acetate	12 6		

P. & P. 1/- extra per reel. 4 reels and over Post Free.

Branches

207 EDGWARE ROAD, LONDON, W.2 Tel.: 01-723 3271

Open all day Saturday, early closing 1 p.m. Thursday

33 TOTTENHAM CT. RD., LONDON, W.1 Tel.: 01-636 2605

Open all day, 9 a.m.—6 p.m. Monday to Saturday

152/3 FLEET STREET, LONDON, E.C.4 Tel.: FLEet St. 2833

Open all day Thursday, early closing 1 p.m. Saturday

High Fidelity Audio Centres

42 TOTTENHAM CT. RD., LONDON, W.1 Tel.: 01-580 2573

Open all day Thursday, early closing 1 p.m. Saturday

118 EDGWARE ROAD, LONDON, W.2 Tel.: 01-723 9789

Open all day Saturday, early closing 1 p.m. Thursday

ALL MAIL ORDERS AND CORRESPONDENCE TO: 3-15 CAVELL ST., TOWER HAMLETS, LONDON, E.1 Tel.: 01-790 4821

LIND-AIR (OPTRONICS) LTD.

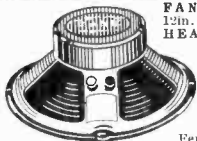
London's
Leading
Component
Shops

25 & 53 TOTTENHAM CT ROAD, LONDON W.1. Tel.: 01-580 4534/7679

Open 9 a.m.-6 pm Monday to Saturday inclusive. Open Thursday until 7 pm

ALL POST
ORDERS TO
Dept. PW668
25 Tottenham
Court Road,
London, W.1

UNREPEATABLE BARGAINS I



FANE 122/17.
12in. in 25 WATT
HEAVY DUTY
HI-FI
LOUD-
SPEAK-
ERS. With
high effi-
ciency
Antistropic
Ferrite magnet.

17,000 gauss. Imp. 3-5 ohms. Brand new and guaranteed. List Price £12. LIND-AIR PRICE £8.19.6. P. & P. 5/6.

**E.M.I. COMBINATION
LOUD SPEAKERS.** 13 1/2
x 8 1/2in. Elliptical with
3 1/2in. dia. Tweeter. Imp.
8 ohms. Power handling
10 watts. Brand new and
guaranteed. List price
£2.5.0. LIND-AIR
PRICE 99/6. P. & P. 7/6.
(Also available without
tweeter 59/6. P. & P.
7/6.)



FANE 301
3in.
TWEETERS

Imp. 3-5 ohms. 17,000
gauss. 12 watt. Brand new
and guaranteed. List price
£3.15.0. LIND-AIR PRICE 59/6. P. & P. 3/6.
GOODMAN SPEAKER BARGAINS!
5in. 3 ohm, 15/6; 6in. 3 ohm, 29/6; 8in.
3 ohm, 32/6; 10in. 6 ohm, 65/-; 10in. x 6in.
3 ohm, 32/6, Tweeter. 19/6. P. & P. 3/6
per Speaker.

STEREO HEADPHONES



Enjoy Stereo Sound as
you have never heard it
before. **MODEL TTC.**
G1111 as illustrated.
Soft padded earphones.
Adjustable headband.
Impedance 8 ohms per
phone. Frequency range
25-13,000 c.p.s. With 5ft.
lead. Price 69/6. P. & P.
4/6. Other similar types
available. **AKAI** SERS,
8 ohms, £6.6.0. **CORAL**
E102 16 ohms, £4.19.6.
EAGLE SE1 16 ohms, 79/6. **T.T.C.** Stereo-
scope 8 ohms, 49/6. P. & P. 4/6 each.

AUTO TRANSFORMERS

Input 0-200, 220, 240 V.	Output 110V.	
50W	£1.7.6	1,000W £9.9.0
75W	£1.17.0	1,500W £15.15.0
100W	£2.5.0	2,000W £18.10.0
150W	£2.15.0	3,000W £25.10.0
200W	£3.5.0	4,000W £34.15.0
300W	£4.5.0	0-30V, 1A 30/-
400W	£4.19.6	0-30V, 1A 17/9
500W	£5.9.6	0-30V, 2A 37/6
600W	£6.9.6	0-30V, 3A 42/-
Post extra		

MAINS TRANSFORMERS

Input 200/250V 50c/s.	24V	8A	£5.5.0
	24V	12A	£6.15.0
Post extra.			
Mains and Output Transformer lists available on request.			

EXTENSION TELEPHONES ONLY 37/6

P. & P. 5/-
Complete with lead, automatic dial
numbered 1-10 and internal bell. Guar-
anteed perfect working order. Made by
famous manufacturer to G.P.O. specifi-
cation.



SEE OPPOSITE

GARRARD DECKS




TEAK FINISH PLINTHS
with Perspex cover 61 gns.
(for LAB80 8 1/2 gns.).
P. & P. 12/6.
Agents for Thorens, Dual
Goldring, etc.

3000 with Sonotone 9TAHC Stereo Cartridge ... £9.19.6
3000 with Sonotone 9TAHC Diamond Stereo
Cartridge ... £10.19.6
AT60 MK. II less cartridge ... £13.19.6
AT60 MK. II with Decca Deram Stereo Cartridge ... £18.14.0
SP.25 MK. II less cartridge ... £11.19.6
SP.25 MK. II with Decca Deram Stereo Cartridge ... £16.14.0
AP.75 less cartridge ... £23.4.10
LAB.80 MK. II less cartridge ... £24.19.6
All plus P. & P. 12/6.

Mono Cartridge 17/6 extra. Stereo Cartridge 22/6 extra

2-3 WATT AMPLIFIER

An ideal basis for building your own portable
record player. Just add speaker and turntable
and you will have an above-average model
for a mere fraction of the cost. 2-3 watt printed
circuit, with control panel on flying lead.
ON, OFF, TONE CONTROL AND VOLUME.
colourful escutcheon. Brimar valves: E2K0.
ECL82 and composite installation booklet.
PRICE 85/- P. & P. 3/6



BARGAIN OFFER! FANTAVOX CASSETTE TAPE PLAYER



Specially designed to replay the well known and
popular Muscassettes—pre-recorded tape cassettes
offering a wide choice of all types of music from pop
to classical. Up to 40 minutes of quality reproduction
through built-in speaker. Simple off/play and volume
controls. Fully transistorised operating on 6 pen-
light batteries. Modern compact styling with earpiece
socket and wrist strap. Size 6 1/2 x 4 1/2 x 2in.

LIND-AIR £9.19.6 Carr., pkg. and
PRICE Ins. 5/-

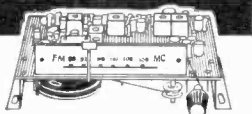
TRANSISTOR F.M. TUNER

SAVE £2.2.0!

6 Transistor FM tuner. Frequency range
88-108 Mc/s. Size 6 x 4 x 2 1/2in. Ready built for
use with most amplifiers, 9v battery operation.
Complete with instructions. List Price 9 gns.



LIND-AIR PRICE 7 Gns. P. & P. 4/-



MULTIPLEX ADAPTOR
for above tuner giving Stereo
Radio Reception £5.19.6

LINEAR AMPLIFIERS



Latest A.C. Mains Models offering highest quality
at modest cost.
LT65. All Transistor 12 watts Stereo. Inputs for
Tuner, Gram., Mike, Separate Bass, Treble,
Balance and Volume Controls. £15.15.0. Carr. 7/6.
PTA 15 (as illus.). All Transistor, 15 watts Mono.
Inputs for Tuner, Gram, Mike, Guitar, Bass, Treble
and two volume controls, £15.15.0. Carr. 7/6. Teak
case £3.10.0 extra. **LT45.** 2 Valve 5 watts Mono.
Inputs for Tuner, Gram, Bass, Treble and volume
controls, £8.19.6. Carr. 7/6. Metal cover 15/- extra. Full details sent on request.

9 in 1 ELECTRONIC KIT




Build nine different projects from one basic
kit—simple instructions, no technical know-
ledge required for you to build a Police Siren,
Metronome, Morse Code Amplifier, Electronic
Messenger, W/T Transmitter, Radio Tele-
phone, One-transistor Radio, Two-transistor
Radio, Electronic Music Kit. Completely
safe, operated on 9v PP3 battery. Hours of
fun for boys and girls of all ages. Complete
with all parts and simple step by step
instructions. ONLY 69/6. P. & P. 5/-.

MULTIMETERS



MODEL TTC.1001
20,000 O.P.V. with
overload protection.
D.C. Volts 5, 25, 125,
500, 2,500V. A.C.
volts 10, 50, 250,
100V. D.C. MA
250mA-50A. With
probe and carrying
case. ONLY £4.5.0.
P. & P. 3/6.

MODEL TTC.1030.
50,000 O.P.V.
D.C. Volts 0-3,
12, 60, 120, 300,
600, 1,200V. A.C.
Volts, 6, 30, 120,
600, 1,200V. D.C.
mA. 0-3-300. With
probe and carrying
case. ONLY £11.19.6.
P. & P. 5/-.




MOTOR BARGAINS

Ideal for model
makers,
players,
decks, etc.




6.3 D.C. Motor, 10,900
r.p.m. at 250mA. 1 1/2in.
x 1in. diameter. Shaft
1/8in. long x 3/64in. dia-
meter. 9/6. P. & P. 2/6.



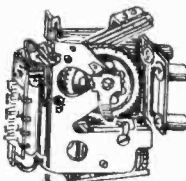
9v. D.C. Gram deck
replacement motor.
2in. x 1 1/2in. diameter.
Shaft 1/8in. long x
3/2in., 17/6. P. & P.
2/-.

SYNCHRONOUS CLOCK MOTORS



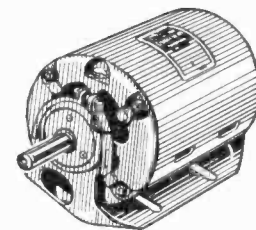
Geared for 40 revolu-
tions per hour. 230v.
50 cycle, with
mounting flanges.
Size approximately
1 1/2in. deep x 2 1/2in.
diameter. ONLY 22/6. P. & P. 2/6.

SELECTOR DRIVE




Numerous applica-
tions. Electro mag-
net and brass
tooth wheel.
A switch
wafer and
contacts are
coupled to
this and ar-
ranged to be
on for 10
pulses and off
for 15. An Auxiliary contact is normally
on but off 1 in every 25. Complete with
suppressor, resistor, plus series contact for
continuous operation. Ideal window dis-
plays, switching lamps, models, etc. 12v. or
24v. D.C. Brand new and boxed, 12/6.
P. & P. 2/6.

1/8 H.P. MAINS MOTOR



Made by Crompton Parkinson. Single phase
1/8 h.p. Motor 230/250v. 50 cycles. 1.3 amps.
1,425 r.p.m. Continuous rating. Spindle
1 1/2 x 3/8in. dia. Overall size less spindle approx.
8 x 6in. Perfect condition. A bargain for the
work bench. ONLY 79/6. Carr. 20/- (1/8 h.p.
Motor also available, 99/6. Carr. 29/-)

DELAY ACTION TIME SWITCH



Made by Smiths.
A.C. operation
200/250V. Double
pole. Will give
time delays from
0-10 minutes. Size 2 1/2in. dia. x 2 1/2in. long inc.
1 1/2in. x 3/16in. dia. spindle. BARGAIN PRICE
17/6. P. & P. 2/6.

R.S.T. VALVE MAIL ORDER CO.

144-146 WELLFIELD ROAD, STREATHAM, S.W.16

Mon.—Sat. 9 a.m.—5.45 p.m.
Closed Sat. 1.30—2.30 p.m.
Open Daily to Callers
Tel. 769-0199/1649

0A2 6/3	6BH6 7/6	6K6GT 5/-	787 20/-	20L1 18/9	75 7/-	DF96 6/9	ECF82 7/-	EM81 7/6	PC97 8/9	RG5/500	UF89 7/6
0C3 5/6	6B76 9/-	6K7M 5/9	7Y4 8/6	20P4 19/-	78 5/-	DH77 4/6	ECH21 12/6	EM84 7/6	PCCR4 6/3	80/-	UL41 9/6
1A7 7/9	6BQ7A 7/-	6K7G 7/-	9BWB6 7/-	20P5 19/6	80 5/-	DK32 7/9	ECH36 11/-	ESU15020/-	PCCR9 11/-	S130 25/-	UL54 7/-
1D5 7/-	6BR7 8/6	6K7GT 4/6	10C1 12/6	25A6 5/9	85A2 7/3	DK91 5/6	ECH42 11/-	EY51 7/6	PCCR189 11/6	SP4 8/-	UM30 6/-
1H5 7/-	6BR8 5/6	6K8M 3/6	10C2 12/6	25LGT 5/6	150B2 9/6	DK92 8/-	ECH81 5/9	EY86 7/-	PCFR0 7/-	SP41 3/6	UU6 13/6
1LD5 5/-	6B87 18/9	6K8G 3/6	10F1 9/-	25Y5 6/-	150C4 9/6	DK96 7/9	ECH83 8/-	EZ35 4/6	PCFR8 6/-	SP61 3/6	UU7 13/6
1N5GT 8/-	6B8W 14/-	6K8GT 7/-	10F3 8/-	25Z4 6/3	801 6/-	DL66 15/-	ECL80 7/-	EZ40 8/-	PCFR4 8/-	STV280/80	UU9 8/-
1R5 5/6	6BW7 14/-	6K25 20/-	10F9 9/9	25Z5 7/-	807 7/-	DL92 4/9	ECL82 7/-	EZ41 10/-	PCFR6 9/-	90/-	UY21 9/6
184 5/-	6C4 2/9	6L1 9/6	10F18 9/-	25Z6 8/6	811 30/-	DL83 3/6	ECL83 10/3	EZ51 5/6	PCFR01 10/-	SU25 19/6	UY41 7/-
185 4/-	6C8 3/9	6L18 5/-	10LD11 15/-	25D7 5/-	813 75/-	DL94 5/9	ECL86 9/-	EZ81 5/6	PCFR02 10/-	SU2150 12/6	UY86 6/6
3A4 3/6	6C8G 6/-	6Q7G 6/-	10P13 16/3	30C1 6/3	866A 13/6	DL95 6/6	ECL88 9/-	GZ30 10/-	PCFR805 13/6	T41 15/-	VMP4G 17/6
3Q4 6/6	6CDB6 22/-	6Q7GT 8/6	11E3 42/-	30C15 13/6	954 4/6	DL96 7/6	ECL89 30/-	GZ32 9/6	PCFR806 13/6	TD44 10/-	VP4B 25/-
3Q5 6/6	6CH6 5/9	6SA7M 7/-	12A7E 4/6	30C17 15/6	1025 5/6	DM70 5/-	EF9 20/-	GZ34 11/-	PCFR808 11/6	U10 7/6	VR105/30 5/-
3R4 4/9	6CW4 12/-	68C7 7/-	12A7T 3/9	30C18 13/6	4022AR 50/-	DY86 6/-	EF27A 7/-	IR5 5/6	PCLR2 7/9	U14 7/6	VR150/30 5/-
3V4 5/9	6D6 2/9	68G7 5/-	12A7U 5/9	30F15 15/6	5763 10/-	DY87 6/-	EF39 6/-	KT36 17/6	PCLR3 9/3	U19 35/-	VT25 15/-
5R4GY 9/9	6E5 7/9	68H7 8/3	12A7V 4/9	30FLL 18/-	7193 2/-	EB8CC 12/-	EF41 10/-	KT61 12/6	PCLR4 7/9	U25 13/6	VT31 80/-
5U4G 4/-	6F1 9/-	68J7 5/-	12AX7 8/3	30FL12 18/-	7475 4/-	EA50 2/-	EF50 2/6	KT66 18/-	PCLR5 9/3	U26 13/6	VT52 15/-
5V4G 8/-	6F5G 8/-	68K7GT 4/9	12BA6 6/-	30FL14 13/6	AG1 7/9	EABC80 7/-	EF80 5/-	KT81 35/-	PCLR6 9/-	U78 3/6	VT81 80/-
5Y3GT 5/6	6F8G 4/-	68L7GT 4/6	12BE6 5/9	30L15 15/3	ATP4 2/3	EAF42 19/-	EF85 6/6	KT81 (7C5)	PEN44 20/-	U91 13/6	VU11 7/6
5Z4G 9/6	6F8G 4/6	68N7GT 4/6	12CGT 4/6	30L17 14/3	ATP5 7/-	EB41 4/6	EF86 6/9	KT88 15/-	PEN44 20/-	U92 12/6	VU120 12/6
6J0L2 13/-	6F11 7/-	68Q7 6/-	12E1 17/6	30P19 13/-	ATP7 5/6	EB91 8/-	EF89 5/-	KTW61 10/-	PEN45 7/-	U93 18/3	VU508 35/-
6A7 15/-	6F13 5/-	6U4GT 12/-	12J5GT 2/6	30PL1 13/-	AU2 80/-	EB93 8/3	EF91 3/6	KTW61 10/-	PEN46 2/9	U404 11/9	W81M 6/-
6B8G 12/6	6F14 12/6	6U6G 7/6	12J7GT 7/-	30PL13 17/-	AU5 7/6	EB94 9/9	EF92 2/6	KTW61 10/-	PL36 10/-	U409 11/9	X79 41/-
6AC7 3/-	6F23 13/6	6V6M 8/-	12K7GT 6/-	30PL14 18/3	AZ1 8/-	EB99 4/6	EF98 10/-	ML4 17/6	PL81 8/-	U801 23/6	XH15 5/-
6AK5 4/6	6F24 13/-	6V6G 4/6	12K8GT 8/-	35A5 12/6	AZ31 9/6	EBF80 7/-	EF183 6/6	ML6 6/-	PL82 7/6	UABCR80 8/-	XPL5 5/-
6AL5 3/-	6F25 12/6	6V6GT 6/6	12Q7GT 4/6	35L5 5/9	CB131 15/-	EBF83 8/3	EF184 6/6	MSP4 10/-	PL83 6/-	UA42 10/3	XSG15 10/-
6AM5 2/6	6F28 11/6	6X4 3/6	128A7 6/6	35W4 4/6	CC135 21/-	EBL1 14/-	EL32 3/6	MX40 12/6	PL84 8/9	UBC41 8/6	Y63 7/6
6AM6 3/6	6G6 2/6	6X5G 4/6	128G7 4/3	35Z3 10/-	CY30 16/3	EBL21 11/-	EL33 12/6	N37 17/6	PL500 15/-	UBF80 6/9	3EG1 50/-
6AQ6 6/-	6H6 2/-	6X6GT 6/-	128H7 3/-	35Z4 5/6	CY31 10/-	EBL31 27/6	EL34 10/6	N78 15/-	PK4 14/-	UBF89 7/3	3FP7 19/-
6A87G 15/-	6J5M 6/6	7B6 11/6	128J7 4/9	35Z5 5/6	DAF91 4/9	EC90 2/9	N108 15/-	PK4 14/-	PK3 9/6	UCR4 8/6	CV1526 40/-
6AT6 4/6	6J6G 2/6	7B7 7/6	128K7 4/9	37 5/-	DAF96 6/9	EC82 4/9	EL42 10/-	NG1 3/6	PK8 6/6	UCR8 7/6	CV1526 40/-
6AU6 6/-	6J5GT 4/6	7C5 15/-	128L7 5/-	42 6/-	DCC90 7/-	EC83 6/3	EL90 6/-	NG17 55/-	PK81 6/6	UCR80 6/6	UCH42110/6
6B8G 2/-	6J6 8/-	7C6 6/6	14H7 9/-	50B5 6/6	DF33 8/-	EC84 6/-	EL90 6/-	OA2 6/3	PK83 6/6	UCH81 6/9	VCR97 35/-
6B4G 15/-	6J7M 7/6	7D5 8/-	19A3G 5/-	50C5 6/3	DF70 7/-	EC85 5/-	EL1A9 20/-	OC3 5/6	PK80 10/-	UGL82 9/-	VCR517B 46/-
6B4B 5/-	6J7G 4/9	7H7 6/6	20F1 3/-	50C6 8/11	DF91 3/-	EC88 7/-	EM34 15/-	PK86 11/6	PK86 11/6	UCR83 10/-	VCR517B 46/-
6B6E 5/-	6J7GT 6/6	7R7 17/6	20F2 14/-	50L6GT 6/-	DF92 2/6	EC89 6/6	EM80 7/6	PC88 11/6	R2 7/6	UCR83 10/-	VCR517B 46/-

SPECIAL 24 HOUR SERVICE
OBSOLETE TYPES A SPECIALITY
QUOTATIONS FOR ANY VALVE NOT LISTED
Postage 6d. per valve. C.W.O. No C.O.D.

**Special 24 Hour
Express Mail
Order Service**

SETS OF VALVES
DAF91, DF91, DK91, DL92 or DL94 19/- the set
DAF96, DF96, DK96, DL96 27/6 the set

BRAND NEW TRANSISTORS
AC127 7/6 OC25 11/- OCT1 4/8 OC81 4/- OC82D 6/-
AF114 6/- OC28 15/- OCT2 4/8 OC81m/pr OC83 6/-
AF115 7/- OC45 11/6 OC75 6/- OC76 12/6 OC170 7/-
AF116 7/- OC44 4/6 OC76 6/- OC81D 4/- OC171 8/-
AF117 5/- OC45 4/- OC77 8/- OC82 6/- OC200 7/6

Manufacturers and Export Inquiries Welcome

SEND S.A.E. FOR LIST OF 2,000 TYPES

FREE TO AMBITIOUS ENGINEERS

—THE LATEST EDITION OF ENGINEERING OPPORTUNITIES

Have you sent for your copy?
ENGINEERING OPPORTUNITIES is a highly informative 132-page guide to the best paid engineering posts. It tells you how you can quickly prepare at home for a recognised engineering qualification and outlines a wonderful range of modern Home Study Courses in all branches of Engineering. This unique book also gives full details of the Practical Radio and Electronic Courses, administered by our Specialist Electronics Training Division—the B.I.E.T. School of Electronics, explains the benefits of our Appointments Dept. and shows you how to qualify for five years promotion in one year.

- Radio
- Television
- Electronics
- Electrical
- Mechanical
- Civil
- Production
- Automobile
- Aeronautical
- Plastics
- Building
- Draughtsmanship
- B.Sc.
- City & Guilds
- Gen. Cert. of Education
- etc., etc.

PRACTICAL EQUIPMENT
Basic Practical and Theoretic Courses for beginners in Radio, T.V., Electronics, etc. A.M.I.E.R.E., City & Guilds Radio Amateur's Exam R.T.E.B. Certificate P.M.G. Certificate Practical Radio Radio & Television Servicing Practical Electronics Electronics Engineering Automation

INCLUDING TOOLS!

This specialist Electronics Division of B.I.E.T. NOW offers you a real laboratory training at home with practical equipment. Ask for details.



SATISFACTION OR REFUND OF FEE

Whatever your age or experience, you cannot afford to miss reading this famous book. If you are earning less than £30 a week, send for your copy of "ENGINEERING OPPORTUNITIES" today—FREE.

POST COUPON NOW!

Please send me your FREE 132-page "ENGINEERING OPPORTUNITIES" (Write if you prefer not to cut page)

NAME

ADDRESS

SUBJECT OR EXAM THAT INTERESTS ME

344B

BRITISH INSTITUTE OF ENGINEERING TECHNOLOGY
344B, Aldermaston Court, Aldermaston, Berks.

THE B.I.E.T. IS THE LEADING INSTITUTE OF ITS KIND IN THE WORLD!

BUILD YOURSELF A QUALITY TRANSISTOR RADIO-GUARANTEED RESULTS BACKED BY OUR SUPER AFTER SALES SERVICE!

THE MAGNIFICENT ROAMER 7 MKLX


SEVEN WAVEBAND PORTABLE AND CAR RADIO WITH A SUPER SPECIFICATION GIVING OUTSTANDING PERFORMANCE!

- 7 FULLY TUNABLE WAVEBANDS—MW1, MW2, LW, SW1, SW2, SW3 AND TRAWLER BAND.
- Extra tuning of Luxembourg, etc.
- Built in ferrite rod aerial for Medium and Long Waves.
- 5 Section 22 inch chrome plated telescopic aerial for Short Waves—can be angled and rotated for peak S.W. listening.
- Socket for Car Aerial.
- Powerful push pull output.
- 7 transistors and two diodes including Philco Micro-Alloy R.F. Transistors.
- Famous make 7in. x 4in. P.M. speaker for rich-tone volume.
- Air spaced ganged tuning condenser.
- Separate on/off switch, volume control, wave change switches and tuning control.
- Attractive case with hand and shoulder straps. Size 9in. x 7in. x 4in. approx.
- First grade components.
- Easy to follow instructions and diagrams make the Roamer 7 a pleasure to build with guaranteed results.

Total building costs

£5.19.6

P. & P.
6/6



Parts price list at d easy build plans 3/- (Free with parts).

TRANSONA FIVE



MEDIUM WAVE, LONG WAVE AND TRAWLER BAND PORTABLE

Attractive case with red speaker grille. Size 6½ x 4½ x 1½in. Fully tunable. 7 stages—5 transistors and 2 diodes, ferrite rod aerial, tuning condenser, volume control, fine tone super dynamic 3in. speaker, all first grade components. Easy build plans and parts price list 1/6. (FREE with parts).

Total building costs

42'6

P. & P.
3/6

POCKET FIVE




MEDIUM WAVE, LONG WAVE AND TRAWLER BAND PORTABLE

Attractive black and gold case. Size 5½ x 1½ x 3½in. Fully tunable over both Medium and Long Waves with extended M.W. band for easier tuning of Luxembourg, etc. All first grade components—7 stages—5 transistors and 2 diodes, supersensitive ferrite rod aerial, fine tone 3in. moving coil speaker etc. Easy build plans and parts price list. 1/6 (FREE with parts).

Total building costs

39'6

P. & P.
3/6



NEW MELODY MAKER SIX

3 WAVEBAND PORTABLE

Covers Medium and Long Waves and EXTRA BAND FOR EASIER TUNING OF LUXEMBOURG, etc. Top quality 3in. Loud-speaker for quality output. Two RF stages for extra boost. High "Q". Ferrite Rod Aerial. Push-pull output. Handsome pocket size case with gilt fittings. Size 6½ x 3½ x 1½in.

8 stages—6 transistors and 2 diodes

This amazing receiver may be built for only

69'6

P. & P. 3/6

Parts Price List and easy build plans 2/- (Free with parts).



ROAMER SIX

SIX WAVEBAND PORTABLE WITH 3in. SPEAKER

Attractive case with gilt fittings, size 7½ x 5½ x 1½in. World wide reception. Tunable on Medium and Long waves, two short waves, Trawler Band Plus an extra M.W. band for easier tuning of Luxembourg, etc. Sensitive ferrite rod aerial and telescopic aerial for Short waves. All top grade components, 8 stages—6 transistors and 2 diodes including Philco Micro-Alloy R.F. Transistors etc. (Carrying strap 1/6 extra.) Easy build plans and parts price list 2/- (FREE with parts).

Total building costs

79'6

P. & P.
3/6



SUPER SEVEN

THREE WAVEBAND PORTABLE WITH 3in. SPEAKER

Attractive case size 7½ x 5½ x 1½in. with gilt fittings. The ideal radio for home, car or outdoors. Covers Medium and Long Waves and Trawler Band. Special circuit incorporating 2 R.F. Stages, push pull output, ferrite rod aerial, 7 transistors and 2 diodes, 3in. speaker (will drive larger speaker) and all first grade components. Easy build plans and parts. Price list 2/- (FREE with parts).

Total building costs

69'6

P. & P.
3/6

RADIO EXCHANGE CO.

Callers side entrance Barratts Shoe Shop ● Open 9-5 p.m.
Saturday 9-12.30 p.m.

61 HIGH STREET, BEDFORD
Telephone: Bedford 52367

SENSATIONAL VALUE IN HIGH FIDELITY STEREO SYSTEMS



Consisting of (1) Garrard Mk II SP25 4-speed Turntable with Pick-up. Heavy 12in. turntable, hydraulic lowering device and many other features inc. Plug in P.U. head. Fitted CS90 P.U. Cartridge ready wired on plinth (baseboard). Fitted with Perspex cover. (2) Super 30 Amplifier fully wired and fitted in cabinet above. (3) Pair of Stanton III Loudspeaker Units. Extremely attractive cabinets finished Satin Teak Veneer, tinted Perspex 'hinged' lid. Performance comparable with equipment at twice the cost and saving approx. £18 on above. **69 2 Gns.** Terms: Dep. £19 and 12 mthly payments of £5. Total £79. Send S.A.E. for leaflet.



Inc. Garrard SP25 Mk II Player Unit (with heavy cast turntable on plinth, ready wired, with plugs and fitted Goldring CS90 high compliance cartridge with diamond stylus. Assembled TA12 Stereo Amp. in cabinet and Pair of Dorset Speaker Units. Total for above saving £12. Carr. 25/-, Special Price **46 Gns.** Perspex cover 5/9 extra with above. Terms: Dep. £7.6 and 9 mthly pymts £5.3 (total £53.13).

AUDIOTRINE HIGH FIDELITY LOUDSPEAKERS



Heavy cast construction. Latest high efficiency ceramic magnets. Treated Cone surround giving low fundamental resonance. "D" indicates Tweeter Cone providing extended frequency range. Impedance 3 or 15 ohms. Please state choice. Response 40-18,000 c.p.s. Exceptional performance at low cost.

HF510L	5" 8W	55/9	HF120	12" 15W	69/9
HF500D	8" 8W	59/9	HF120D	12" 15W	79/9
HF511D	8" 10W	£4.18.9	HF125	12" 15W	69/9
HF101D	10" 15W	£5.18.9	HF125D	12" 15W	5 gns.

HIGH FIDELITY LOUDSPEAKER UNITS

Cabinets of latest styling Satin Teak or Walnut acoustically lined (and ported where appropriate). Credit terms available on all units.

DORSET Size 16 x 11 x 8in. Response 45-18,000 c.p.s. Rating 8-10 watts. Fitted Audiotrine HF810D speaker. **£8.19.9** Impedance 3 or 15 ohms.

STANTON III S Size 18 x 11 x 10in. Rating 10 watts. Incorporating Audiotrine HF 815 speaker with roll rubber surround and 1500 line magnet. High flux tweeter. Handsome Scandinavian design cabinet. Response 30-20,000 c.p.s. Impedance 3 or 15 **16 Gns.** ohms. Gives smooth realistic sound output.

DORCHESTER Size 24 x 15 x 10in. Fitted Audiotrine HF101D speaker. Rating 15 watts. Impedance 3 or 15 ohms. Response 30-20,000 c.p.s. **12 1/2 Gns.** Provides really pleasing sound quality.

GLOUCESTER Size 25 x 16 x 10in. 12in. High flux 12,000 line speaker. Cross-over unit and Tweeter. Rating 10 watts. Response 30-20,000 c.p.s. **12 1/2 Gns.** 40-20,000 c.p.s. Impedance 15 ohms.

LINEAR TAPE PRE-AMPLIFIER. Type LP/1 Switched Equalisation. Positions for Recording at 1in., 3in., 7in. sec. and Playback. EM84 Recording Level Indicator. Designed primarily as the link between a Magnavox Tape Deck and Hi-Fi amplifier suitable most **10 1/2 Gns.** Tape Decks. Terms available.

R.S.C. TA6 6 Watt High Fidelity Solid State Amplifier



200-250v. A.C. mains operated Frequency Response 30-20,000 c.p.s. -2dB. Harmonic Distortion 0.3% at 1,000 c.p.s. Separate Bass and Treble 'lift' and 'cut' controls. 3 input sockets for Mike, Gram, Radio or Tape. Input selector switch. Output for 3-15 ohm speakers. Max. sensitivity 5mV. Fully enclosed enamelled case, 9 1/2 x 2 1/2 x 5 1/2in. Attractive brushed silver finish fascia plate 10 1/2 x 8 1/2in. Complete kit of parts with full wiring diagrams and instructions. Carr. 7/6 Or factory built with 12 months guarantee. Post Paid **8 Gns.**

RECORD PLAYING UNITS

Ready to plug into Amplifier or Tape Recorder. Consisting of Garrard SP25 Mk II (with heavy turntable) fitted Goldring CS90 high compliance ceramic Stereo/Mono cartridge with diamond stylus, plinth and cover. Normally approx. **£26. 22 Gns.**

RP3 Carr. 15/- As above but with Goldring Lenco GL68 Transcription unit and CS90 Cartridge. Normally approx. **32 gns.** Carr. 15/- **27 1/2 Gns.** ONLY 12 1/2

AUDIOTRINE PLINTHS



for Record Playing units. Teak finish cut for Garrard 3000, AT6, AT60, SP25 or Goldring GL68. Available with clear Perspex cover as illustrated. Carr. 7/6 **£5.19.11** Or deeper type cut for TA12. Super 15 or 30 4 Gns. or with cover **£6.19.11**. Perspex cover sold separately at 3 gns. Limited number silently damaged but repaired by Manufacturer. 39/9 to clear.

INTEREST CHARGES REFUNDED

on Credit Sales settled in 3 months.

R.S.C.

Total cost of parts with detailed wiring diagrams & instructions. Carr. **12 1/2 Gns.** Or factory built **16 1/2 Gns.** Or in Teak finish cabinet as illustrated **19 1/2 Gns.** Terms: Deposit £5 and 9 monthly payments £2. Total £23.

R-S-C TA12 13 WATT STEREO AMPLIFIER

FULLY TRANSISTORISED, SOLID STATE CONSTRUCTION HIGH FIDELITY OUTPUT OF 6.5 WATTS PER CHANNEL

Designed for optimum performance with any crystal or ceramic Gram P.U. cartridge. Radio tuner, Tape recorder, 'Mike' etc. ★ 3 separate switched input sockets on each channel ★ Separate Bass and Treble controls ★ Slide Switch for mono use ★ Speaker Output 3-15 ohms ★ For 200-250v. A.C. mains ★ Frequency Response 30-20,000 c.p.s. -2dB ★ Harmonic Distortion 0.3% at 1000 c.p.s. Hum and Noise -70dB ★ Sensitivities (1) 300mV (2) 100mV (3) 100mV (4) 2mV ★ Handsome brushed silver finish fascia and knobs. Complete kit of parts with full wiring diagrams and instructions. Factory built with 12 mth gntee **15 GNS.** Or **11 7/9** Deposit **£4.16.0** and 9 mthly pymts. **29/-** (Total **17 GNS.**) **11 GNS.** Teak finish cabinet as above **7/6** or as in stereo system **4 GNS.**



AUDIOTRINE HI-FI SPEAKER SYSTEMS

Consisting of matched 12in. 12,000 line 10 watt 15 ohm high quality speaker, cross-over unit and tweeter. Smooth response and extended frequency range ensure surprisingly realistic reproduction. **5 Gns.** Or Senior 15 watt inc. HF 126 Carr. 6/6 15,000 line Speaker **6 Gns.** Carr. 6/6. **FR3b 3-Speaker System** inc. HF 122L 12in. 20 watt Bass 'speaker with roll rubber cone surround for very low fundamental resonance, 5in. 10,000 line middle speaker, high flux cone type tweeter, appropriate choke/capacitor cross-overs. Imped. 15 ohms. Frequency response 20-20,000 c.p.s. Circuit and recommended cabinet size supplied. **11 Gns.** Only

HI-FI 'SPEAKER ENCLOSURES

Teak veneer finish. Modern design. Acoustically lined and ported. **JES** Size 20 x 11 x 8in. Gives pleasing results **4 Gns.** with any 8in. Hi-Fi 'speaker'. **SES** For optimum performance with any 8in. **5 Gns.** Hi-Fi 'speaker. Size 22 x 15 x 9in. **SE12** For excellent performance with 10in Hi-Fi 'spkr **6 Gns.** with 12in Hi-Fi 'spkr and **7 Gns.** Size 24 x 15 x 10in. Tweeter. Size 25 x 16 x 10in.

TFM1 SOLID STATE VHF/FM RADIO TUNER

★ High sensitivity ★ 200-250v. A.C. Mains operation ★ Sharp A.M. Rejection. ★ Drift-free reception. ★ Output ample for any amplifier (approx. 500 m.v.). ★ Simple alignment instructions. ★ Output available for feeding tuning meter. ★ Output for feeding Stereo Multiplexer. ★ Tuner head using silicon Planar Transistors. ★ Designed for standard 90 ohm co-axial input. Visually matching our Super 15 and 30 amplifiers and of the same high standard of performance and reliability. The pre-wired tuning head facilitates speed and simplicity of construction. Printed circuitry. Only first grade transistors and components used. A quality product at half the cost of comparable units. Stereo version, all parts 19 1/2 gns. Assembled **26 1/2 Gns.** Carr. 10/-

R.S.C. SUPER 15 HI-FI AMPLIFIER

FULLY TRANSISTORISED 200/250v. A.C. Mains. OUTPUT 10 WATTS R.M.S. cont. into 15 ohms. 15 WATTS M.A. cont. into 3-4 ohms. LATEST MULLARD TRANSISTORS. AD149, AD149, OC127Z, OC81Z, OC44, OC81Z, OC44, AC107. 5 POSITION INPUT SELECTOR SWITCH EQUALISATION to Standard R.I.A.A. and C.C.I.R. Characteristics for Gram and Tape Heads. FULL TAPES MONITORING FACILITIES. SENSITIVITIES: Magnetic P.U. 4 mV. Crystal or Ceramic P.U. 400 mV. Microphone 4.5 mV. Tape Head 2-5 mV. Radio/Aux or Ceramic P.U. 110 mV. FREQUENCY RESPONSE: ±2dB 20-20,000 c.p.s. TREBLE CONTROL: +15dB to -14dB at 10Kc/s. NEG FEEDBACK: 52dB. BASS CONTROL: +17dB to -15dB at 50 c/s. HUM LEVEL: -75dB. HARMONIC DISTORTION at 10 Watts 1,000 c.p.s. 0.25%. Complete kit of parts with full constructional details and point to point wiring diagrams. Carr. 12/6 Supplied factory built **15 1/2 Gns.** Carr. 12/6. Terms: Deposit **4 Gns.** and 9 monthly payments 31/1 (Total **£18.9.0**). Or fitted in beautiful walnut or Teak veneered cabinet as illustrated. **31 Gns.** extra. ALL COMPONENTS ETC. ARE OF A HIGH STANDARD AND SUPPLIED BY LEADING BRITISH MANUFACTURERS.

SPECIFICATIONS COMPARABLE WITH UNITS AT ALMOST TWICE THE COST



etc., except for Ganging and Balance Control, apply also to Super 15. THESE UNITS ARE EMINENTLY SUITABLE FOR USE WITH ANY MAKE OF PICK-UP, MICROPHONE (Crystal, Ceramic, Magnetic, Moving Coil, Ribbon). CURRENTLY AVAILABLE SUPERB SOUND OUTPUT QUALITY CAN BE OBTAINED BY USING WITH FIRST RATE ANCILLARY EQUIPMENT. All required parts, point to point wiring diagrams and detailed instructions. Carr. 15/- Unit factory built **27 Gns.** or deposit **£6.0** and 9 monthly payments **56/3** (Total **£31.8.3**). Fitted cabinet as Super 15 **30 Gns.** Carr. 15/- or Deposit **£6.2.6** and 9 monthly pymts **64/-** (Total **£34.18.0**). Send S.A.E. for leaflet

R.S.C. SUPER 30 STEREO AMPLIFIER

A DUAL CHANNEL VERSION OF THE SUPER 15. Employing Twin Printed Circuits. Close tolerance Ganged Pots. Matched Components. CROSS TALK: -52dB at 1,000 c.p.s. CONTROL: 5 position Input Selector, Bass Control, Treble Control, Volume Control, Balance Control, Stereo/Mono Switch, Tape Monitor Switch, Mains Switch, INPUT SOCKETS (Matched Pairs). (1) Magnetic P.U. (2) Ceramic or Crystal P.U. (3) Radio/Aux. (4) Tape Head/Microphone. Operation of the Input Selector Switch assures appropriate equalisation. Rigid 1/8 s.w.g. Chassis. Size approx. 12in. wide, 3in. high and 8in. deep. Neon Panel Indicator. Attractive Fascia Plate and Spin Silver Matching Knobs. Above facilities, etc., except for Ganging and Balance Control, apply also to Super 15. THESE UNITS ARE EMINENTLY SUITABLE FOR USE WITH ANY MAKE OF PICK-UP, MICROPHONE (Crystal, Ceramic, Magnetic, Moving Coil, Ribbon). CURRENTLY AVAILABLE SUPERB SOUND OUTPUT QUALITY CAN BE OBTAINED BY USING WITH FIRST RATE ANCILLARY EQUIPMENT. All required parts, point to point wiring diagrams and detailed instructions. Carr. 15/- Unit factory built **27 Gns.** or deposit **£6.0** and 9 monthly payments **56/3** (Total **£31.8.3**). Fitted cabinet as Super 15 **30 Gns.** Carr. 15/- or Deposit **£6.2.6** and 9 monthly pymts **64/-** (Total **£34.18.0**). Send S.A.E. for leaflet

BRADFORD 10 North Parade. (Half-day Wed.) Tel. 25349

BRISTOL 14 Lower Castle St. (Half-day Wed.) Tel. 29904

BIRMINGHAM 30/31 Gt. Western Arcade opp. Snow Hill Station 021-236-1279 No half-day

DERBY 26 Osmaston Rd. The Spot (Half-day Wed.) Tel. 41361

DARLINGTON 18 Priestgate (Half-day Wed.) Tel: 68043

EDINBURGH 133 Leith St. (Half-day Wed.) Tel. Waverley 5766

GLASGOW 326 Argyle St. (No half-day) Tel. C17y 4158
403 Sauchiehall St. (Opp. Locarno) Tel. 332-1572

HULL 91 Paragon Street. (Half-day Thursday) Tel. 20505

R.S.C.
HI-FI CENTRES LTD.

32 High Street. (Half-day Thurs.) Tel. 56420

5-7 County (Mecca) Arcade, Briggate (No half-day) Tel. 28252

73 Dale St. (No half-day) Tel. CENTRAL 3573

238 Edgeware Road, W2 (Half-day Thurs.) Tel. PAD 1629

96 High Holborn, WC1. Tel. HOL 9874 (Half-day Sat).

60A-60B Oldham Street (No half-day) Tel. CENTRAL 2778

106 Newport Rd (Half-day Wed) Tel. 47096

41 Blackett Street (Opp Fenwicks Store) (Half-day Wed.) Tel. 21469

13 Exchange Street (Castle Market Bldgs.) (Half-day Thursday) Tel. 20716

AUDIOTRINE HI-FI TAPE RECORDER KIT

REALISM AT INCREDIBLY LOW COST Please send S.A.E. for CAN BE ASSEMBLED IN AN HOUR leaflet. ONLY 4 PAIRS OF SOLDERED JOINTS PLUS MAINS. Incorporating latest Magnavox Tape Deck. High quality Tape Amplifier with switched equalisation for each of 3 speeds. High Flux P.M. Speaker, empty Tape Spool. Reel of Best Quality Tape and handsome Portable Cabinet of latest styling, finished dark grey leather-cloth. Size 14 1/2 x 17 x 8 1/2 in. and circuit. Purchased separately would total approx. £36. Performance equal to units in the £60-£70 class. Deposit 4 gns. and 9 monthly payments 59/6 (Total 29 gns.). 4 Track Model 3 gns. extra. Carr. 19/6.



26 1/2 GNS.

R.S.C. STEREO/20 HI-FI AMPLIFIER PROVIDING

10/14 WATT ULTRA LINEAR PUSH-PULL OUTPUT ON EACH CHANNEL. SUITABLE FOR "MIKE", GRAM, RADIO OR TAPE. (7) valves ECC83, (2) ECL86. (4) E241. Frequency Response: ±2dB 30-20,000 c.p.s. Hum Level: 60dB down. Sensitivity: 20 millivolts max. Harmonic Distortion: 0.2%. ★Four-position tone compensation and Input Selector Switch. ★Stereo/Mono switch. ★Neon panel indicator. ★Handsome Perspex Frontplate. ★Separate Bass and Treble controls. Output transformers are high quality section-to-point wiring diagrams and instructions. Complete set of parts, point-to-point wiring diagrams and instructions. Or factory assembly. Carr. 12/6. Priced with our usual 12 mths' guarantee 19gns. Or Dep. £4.10.0 and 9 monthly payments £2 (Total £22.10.0). Send S.A.E. for leaflet.

R.S.C. A10 30 WATT ULTRA LINEAR HI-FI AMPLIFIER

Highly sensitive. Push-Pull Tone Control Stages. High output, with Pre-amp./Tone control. Performance comparable with most expensive amplifiers. Hum level 70dB. Frequency response ±3dB 30-20,000 c/s. Sectionally wound output transformer. All first grade components. Valves 6F86, 6F86, ECC83, 607 807, 6Z54, 6X4, 6X5, 6X6, 6X7, 6X8, 6X9, 6X10, 6X11, 6X12, 6X13, 6X14, 6X15, 6X16, 6X17, 6X18, 6X19, 6X20, 6X21, 6X22, 6X23, 6X24, 6X25, 6X26, 6X27, 6X28, 6X29, 6X30, 6X31, 6X32, 6X33, 6X34, 6X35, 6X36, 6X37, 6X38, 6X39, 6X40, 6X41, 6X42, 6X43, 6X44, 6X45, 6X46, 6X47, 6X48, 6X49, 6X50, 6X51, 6X52, 6X53, 6X54, 6X55, 6X56, 6X57, 6X58, 6X59, 6X60, 6X61, 6X62, 6X63, 6X64, 6X65, 6X66, 6X67, 6X68, 6X69, 6X70, 6X71, 6X72, 6X73, 6X74, 6X75, 6X76, 6X77, 6X78, 6X79, 6X80, 6X81, 6X82, 6X83, 6X84, 6X85, 6X86, 6X87, 6X88, 6X89, 6X90, 6X91, 6X92, 6X93, 6X94, 6X95, 6X96, 6X97, 6X98, 6X99, 6X100. Microphone or Pick-up is suitable. Designed for Clubs, Schools, Theatres, Dance Halls, Bass, etc. Gram, Radio or Tape. Reserve L.T. and H.T. for Radio Tuner. Two inputs with associated volume controls so that any kind of such as Gram and "Mike" can be mixed. 200-250V. 50c/s A.C. mains. For 3 and 15 ohm speakers. Complete kit of parts with point-to-point wiring diagrams and instructions. Carr. 12/6. Priced with our usual 12 mths' guarantee for 15 gns. Terms: Deposit £4.13.0 and 9 monthly payments of 28/9 (Total £17.11.9). Send S.A.E. for leaflet.

R.S.C. A11T 15 WATT HIGH FIDELITY AMPLIFIER

DUAL PURPOSE P.A. or HI-FI. SOLID STATE CIRCUITRY. ★3 input sockets. ★2 vol. controls for mixing purposes. ★Input Selector. ★Output for speakers between 3 and 15 ohms. ★Separate Bass and Treble Controls. Suitable for Gram, Radio, Tape, Microphone, or Guitar P.U. For Vocal and Instrumental Groups. Frequency Response 20-40,000 c.p.s. -3dB. Hum level -80dB. Harmonic Distortion 0.2%. Sensitivity R.M.S. Operation on 200-250V. A.C. mains. Size 9 1/2 x 2 1/2 x 5 1/2 in. Complete Kit of parts with 9 Gns. Carr. 9/6. Or factory built with 12 mths. guarantee 13 gns. Carr. 9/6. Terms: Deposit £4. and 9 monthly payments 25/6 (Total £15.9.6).

R.S.C. BASS-REGENT 50 WATT AMPLIFIER

An exceptionally powerful high quality all-purpose unit for lead, rhythm, bass guitar, vocalists, gram, radio, tape.

★ Two extra heavy duty 12in. Loudspeakers.
★ Four Jack inputs and two Volume Controls for simultaneous use of up to four pick-ups or "mikes" plus Bass and Treble controls.
49 1/2 Gns. Carr. 30/- or dep. £7.17.6 and 9 monthly payments of £5.10.0. (Total 55 gns.). Send S.A.E. for leaflet.
Also £20 Bass inc. 15in. 25w. Spkr. 29 gns. G15 inc. 12in. 20w. Spkr. 19 gns.

R.S.C. BATTERY/MAINS CONVERSION UNITS

Type BMI An all-dry battery elim. unit for lead. Size 5 1/2 x 4 1/2 in. approx. Completely replaces batteries supplying 1.5v. and 90v. where A.C. mains 250/250V. 50c/s is available. Complete kit with diagram 47/9 or assembled 59/11.

SELENIUM (F.W.) RECTIFIERS (Bridg.) All 6/12v. D.C. output. Max. A.C. input 18v. 1a. 3/11. 2a. 6/11. 3a. 9/9. 4a. 12/9. 6a. 15/8.

R.S.C. MAINS TRANSFORMERS

FULLY GUARANTEED. Interleaved and Impregnated. Primaries 200-250V. 50c/s. Screened.

MIDGET CLAMPED TYPE 2 1/2 x 2 1/2 in.	
250v. 60mA. 6-3v. 2a.	14/11
250-0-250v. 60mA. 6-3v. 2a.	15/11
FULLY SHROUDED UPRIGHT MOUNTING	
250-0-250v. 60mA. 6-3v. 2a., 0-5-6-3v. 2a.	19/9
250-0-250v. 100mA. 6-3v. 4a., 0-5-6-3v. 3a.	33/9
300-0-300v. 100mA. 6-3v. 4a., 0-5-6-3v. 3a.	33/9
300-0-300v. 130mA. 6-3v. 4a., c.t., 6-3v. 1a.	39/9
For Mullard 5.0 Amplifier.	41/9
350-0-350v. 100mA. 6-3v. 4a., 0-5-6-3v. 3a.	33/9
350-0-350v. 150mA. 6-3v. 4a., 0-5-6-3v. 3a.	42/9
425-0-425v. 200mA. 6-3v. 4a., c.t., 5v. 3a.	67/9
425-0-425v. 200mA. 6-3v. 4a., 6-3v. 4a., 5v. 3a.	69/9
450-0-450v. 250mA. 6-3v. 4a., c.t., 5v. 3a.	79/9
TOP SHROUDED DROP-THROUGH TYPE	
250-0-250v. 70mA. 6-3v. 2a., 0-5-6-3v. 2a.	19/9
250-0-250v. 100mA. 6-3v. 3a., 0-5-6-3v. 2a.	21/9
250-0-250v. 100mA. 6-3v. 2a., 6-3v. 1a.	22/9
350-0-350v. 80mA. 6-3v. 2a., 0-5-6-3v. 2a.	23/9
250-0-250v. 100mA. 6-3v. 4a., 0-5-6-3v. 3a.	32/9
300-0-300v. 100mA. 6-3v. 4a., 0-5-6-3v. 3a.	32/9
300-0-300v. 130mA. 6-3v. 4a., 0-5-6-3v. 1a.	39/9
Suitable for Mullard 5.0 Amplifier.	39/9
350-0-350v. 100mA. 6-3v. 4a., 0-5-6-3v. 3a.	32/9
350-0-350v. 150mA. 6-3v. 4a., 0-5-6-3v. 3a.	39/11
FILAMENT or TRANSFORMER POWER PACK Types	
6-3v. 1.5a. 6/9; 6-3v. 2a. 7/9; 6-3v. 3a. 9/9; 6-3v. 6a. 19/9; 12v. 1a. 9/9; 12v. 2a. or 24v. 1.5a. 19/9; 0-9-18v. 1.5a. 15/9; 0-12-25-42v. 2a. 27/9.	
CHARGER TRANSFORMERS 0-9-15v. 1a. 13/11; 2 1/2a. 16/11; 3a. 18/11; 5a. 21/11; 6a. 25/11; 8a. 31/11	
AUTO (STEP UP/STEP DOWN) TRANSFORMERS	
0-110/120v. 200-230-250v. 50-80 watts	14/9
150 watts, 29/11; 250 watts 49/9; 500 watts 99/9	
OUTPUT TRANSFORMERS	
Standard Pentode 5,000 Ω or 7,000 Ω to 3 Ω	7/9
Push-Pull 8 watts EL84 to 3 Ω or 15 Ω	11/9
Push-Pull 10 watts ECL86 to 5, 8 or 15 Ω	21/9
Push-Pull EL94 to 3 or 15 Ω 10-12 watts	19/9
Push-Pull Ultra Linear for Mullard 510, etc.	35/9
Push-Pull 15-18 watts, sectionally wound G16, KT66, etc. for 3 or 15 Ω	29/9
Push-Pull 20 watt high quality sectionally wound EL34, 6L6, KT66 etc. to 3 or 15 Ω	55/9
SMOOTHING CHOKES	
150mA, 7-10H, 250 Ω 12/9; 100mA, 10H, 200 Ω 9/11; 80mA, 10H, 350 Ω 7/8; 60 mA, 10H, 400 Ω 4/11.	

R.S.C. COLUMN SPEAKERS

Covered in two-tone Rexine/Vynair, ideal for vocalists and Public Address. 15 ohm matching. Type C-48, 25-30 watts. Fitted four 8in. high flux 7 watt speakers. Overall size approx. 42 x 10 x 5in. Or deposit 44/- and 9 mthly pmts 34/9 (Total £18.1.6) Carr. 10/-.

Type C-12, 40 watts. Fitted four 12in. 12,000 line 10 watt speakers. Overall size 56 x 14 x 9in. approx. Carr. 15/- Or Deposit £3.13.0 and 9 monthly payments of 50/- (Total £26.3.0).

15 Gns. 22 Gns.

30 WATT HI-FI AMPLIFIER

for Guitar, Vocal or Instrumental Group

A 2 Input, 2 volume control HI-FI unit with Separate Bass and Treble controls. Peak rating 60 watts. Latest valves. Strong Rexine covered cabinet with handles. Attractive black/gold perspex fascia. Neon indicator. For 200-250V. A.C. mains. 18 Gns. Carr. 12/6. For 3 or 15 ohm speakers. Send S.A.E. for leaflet. Deposit 3 gns. and 9 monthly payments of 39/8 (Total £21).

12in. HIGH QUALITY LOUSPEAKERS

In Teak veneered or Rexine covered Cabinets

10 Watt 12,000 lines 5 Gns. 20 Watt 12,000 lines 8 Gns.
3 or 15 ohms 3 or 15 ohms

LOUDSPEAKERS

Limited number at fraction of list price 15 ohms impedance. Brand new, guaranteed. Terms available over £8.

12in. 10 watt HIGH FLUX 59/11	12in. 20 watt DUAL CONE £5.15.0	12in. HEAVY DUTY 30 watts. Dual Cone. Normally £13 approx. £6.19.9
-------------------------------	---------------------------------	--

FANE 'POP' 100 LOUSPEAKER

18" 100 Watt POST FREE

Fantastic power handling. Guaranteed 2 years. 19 Gns.

R.S.C. GRAM AMPLIFIER KIT.

4 watts output. Negative feedback. Controls: Vol., Tone and Switch. Mains operation 200-250V. A.C. Fully isolated chassis. Circuit etc. supplied. ONLY 49/11

POWER PACK KIT

Consisting of Mains transformer, Metal Rectifier, Electrolytics, smoothing choke, chassis and circuit. 200-250V. A.C. mains. Output 250V. 60mA. 6-3v. 2a. Supplied with case in lieu of chassis 26/11. Or assembled 39/11.

R.S.C. 4/5 watt A5 HIGH GAIN AMPLIFIER

A highly-sensitive 4-valve quality amplifier for the home, small club, etc. Suitable for all crystal or ceramic P.U. heads and most "mikes". Separate Bass and Treble controls. Hum level 71dB down. Negative Feedback 15dB. For A.C. mains 200-250V. Speaker output 3 ohms. Complete Kit with point-to-point wiring diagrams and instructions. £4.17.9

FABULOUS VALUE

TRANSISTORISED STEREO HI-FI RECORD PLAYER

Build your own Hi-Fi Record Player with the Serenade fully transistorised amplifier which comes complete with 2-10" x 6" speakers and the latest BSR 4 Speed Stereo/Mono Record Changer.

Advanced solid state amplifier only 4 1/2" deep. 14 transistors plus 4 diodes, separate Bass and Treble - 10 watts total power. Frequency response 50-15,000 c/s.

EASY TO INSTALL NO TECHNICAL KNOWLEDGE REQUIRED

ONLY 26 + P&P 17/6

H.P. terms available. Deposit £8.16.6d and 12 monthly payments of 38/5d (Total H.P. £29.17.6d). Send £7.14.0d today.

FANTASTIC BARGAIN OFFER!

"TRANSCONTINENTAL"

FULLY TRANSISTORISED STEREPHONIC RADIOGRAM CHASSIS

Complete with 2-10" x 6" speakers and the latest BSR Mono/Stereo Record Changer - a complete radiogram at half normal price ONLY

10 Watts Total output 34 1/2 GNS. P&P 17 Transistors & 10 diodes 17/6

EASILY FITTED NO TECHNICAL KNOWLEDGE NECESSARY

H.P. available £9.2.6d deposit plus 18 monthly payments of £1.15.9d (Total H.P. £41.6.0).

Send £10 today

Callers Welcome

PLEASE SEND ME FREE DETAILS OF YOUR RANGE

Name _____ Address _____

LEWIS radio 100 CHASE SIDE, SOUTHGATE. Dep. P68 LONDON, N.14. TELEPHONE PAL 3733/9668



ADMIRALTY B.40 RECEIVERS
 Just released by the Ministry. High quality 10 valve receiver manufactured by Murphy. Coverage in 5 bands 650 Kc/s-30 Mc/s. I.F. 500 Kc/s. Incorporates 2 R.F. and 3 I.F. stages, band-pass filter, noise limiter, crystal controlled B.F.O., calibrator, 1/P output, etc. Built-in speaker, output for phones. Operation 150/230 volt A.C. Size 19 1/2 x 13 1/2 x 16in. Weight 11 1/2 lbs. Offered in good working condition. £22.10.0. Carr. 30/-. With circuit diagrams. Also available B.41 L.F. version of above. 15 Kc/s-700 Kc/s., £17.10.0. Carr. 30/-.

SOLARTRON CD711S.2 DOUBLE BEAM OSCILLOSCOPE



An extremely high quality oscilloscope originally costing £400. Switched beam. Identical Y1, Y2 Amplifiers D.C. to 9 Mc/s. Sensitivity 3mV/CM to 100 V/CM. Time base 10μ/ sec. to 10 M/sec. Calibrator. X amplifier D.C. to 2.5 Mc/s. Z Modulation. 110/200/250V. A.C. Working order. £68. carriage £2. or available as received from Ministry un-serviced. £50. Carriage £2. (Handbooks £2 extra.)

MARCONI TEST EQUIPMENT

TF.144G STANDARD SIGNAL GENERATOR. 55 Kc/s-25 Mc/s. 200/250V. A.C. £25. Carr. 30/-.
 TF.1267 Transmission Test Set. Brand New £75.
 T.F. 195M. BEAT FREQUENCY OSCILLATOR. 0-40 Kc/s. 200/250V. A.C. £20. Carr. 30/-. All above offered in excellent condition, fully tested and checked and offered at a fraction or original cost.

AVO CT.38 ELECTRONIC MULTIMETERS

High quality 97 range instrument which measures A.C. and D.C. Voltage, Current, Resistance and Power output. Ranges D.C. volts 250mV-10 000 v. (10 meg Ω-110mg Ω input). D.C. current 10 μA 25 amps. Ohms: 0-1,000 meg Ω. A.C. volt 100 mV-250V. (with R.F. measuring head up to 250 Mc/s). A.C. current 10 μA-25 amps. Power output 50 micro-watts-5 watts. Operation 0/110/200/250V. A.C. Supplied in perfect condition complete with circuit lead and R.F. probe £25. Carr. 15/-.

LAFAYETTE TE46 RESISTANCE CAPACITY ANALYSER

2 pF-2,000 mfd
 2 ohms 200 meg-ohms. Also checks impedance, turns ratio, insulation, 200/250V A.C.
 Brand New £15. Carr. 7/8.



T.E.40 HIGH SENSITIVITY A.C. VOLTMETER

10 meg. input 10 ranges: 0.1-0.03/1/3/10/30/100/300V. R.M.S. 4cpa-1.2 Mc/s. Decibels -40 to +50 db. Supplied brand new complete with leads and instructions. Operation 230V. A.C. £17.10.0. Carr. 5/-.



ARF-100 COMBINED AF-RF SIGNAL GENERATOR



AF. SINE WAVE 20-200,000 c/s. Square wave 0/P-30,000 c/s. O/P HIGH IMP. 21V I/P 600Ω 3-5V I/P. TF. 100 Kc/s-300 Mc/s. Variable R.F. attenuation int/ext. modulation. Incorporates dual purpose meter to monitor AF output and % mod. on R.F. 220/240V A.C. £27.10.0. Carr. 7/8.

TE-20RF SIGNAL GENERATOR

Accurate wide range signal generator covering 120 Kc/s-260 Mc/s on 6 bands. Directly calibrated. Variable R.F. attenuator. Operation 200/240V. A.C. Brand new with instructions. £15.0.0. P. & P. 7/8. S.A.E. for details.

TE22 SINE SQUARE WAVE AUDIO GENERATORS



Sine: 20c/s to 200 Kc/s on 4 bands. Square: 20c/s to 30Kc/s. Output impedance 5,000 ohms. 200/250V A.C. Supplied brand and new guaranteed with instruction manual and leads, £15. Carr. 7/8.

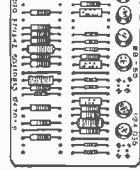
AM/FM SIGNAL GENERATORS

Oscillator Test No. 25 A high quality precision instrument made for the ministry by Airtec. Frequency coverage 20-60 Mc/s. AM/ C.W./F.M. Incorporates precision dial, level meter, precision attenuator 1 μV-100mV. Operation from 12 volt D.C. or 0/110/200/250 volt A.C. Size 12 x 8 1/2 x 9in. Supplied in brand new condition complete with all connectors fully tested. £45. Carr. 20/-.

TYPE 13A DOUBLE BEAM OSCILLOSCOPES

An excellent general purpose D/B oscilloscope T.B. 2cps-750 Kc/s. Bandwidth 5-5 Mc/s. Sensitivity 33mV/CM. Operating voltage 0/110/200/250V. A.C. Supplied in excellent working condition. £22.10.0. Or complete with all accessories, probe, leads, hd, etc. £25. Carriage 30/-.

PRINTED CIRCUITS



Five assorted printed circuit boards with transistors, diodes, resistors, condensers, etc. Guaranteed minimum 20 transistors. Ideal for experimenters. 5 boards for 10/-. P. & P. 2/-.

2-WAY RADIOS

Super quality. Brand new and guaranteed.
 3 transistor £8.15.0 pr.
 4 transistor £8.12.5 pr.
 6 transistor £8.12.5 pr.
 6 transistor De Luxe £12.10.0 pr.
 10 transistor £22.10.0 pr.
 13 transistor 500 MW £31.10.0 pr.
 Post extra.
 These cannot be operated in U.K.




AVOMETERS

Supplied in excellent condition, fully tested and checked. Complete with prods, leads and instructions.
 Model 47A £9.19.6.
 Model B £18. P. & P. 7/8 each.

Variable Voltage TRANSFORMERS

Brand new, guaranteed and carriage paid. High quality construction. Input 230V. 50-60 cycles. Output full variable from 0-260 volts. Bulk quantities available.
 1 amp.-£5.10.0; 2.5 amp.-£6.15.0; 5 amp.-£9.15.0; 8 amp.-£14.10.0; 10 amp.-£18.10.0; 12 amp.-£21.0.0; 20 amp.-£27.0.0.

TRIO COMMUNICATION RECEIVER MODEL 9R-59DE



4 band receiver covering 550 Kc/s to 30 Mc/s. continuous and electrical band spread on 10, 15, 20, 40 and 80 metres. 8 valve plus 7 diode circuit. 4/8 ohm output and phone jack. 88B-CW ● ANL ● Variable BFO ● S meter. ● Sep. band spread dial ● IF 455 Kc/s ● Audio output 1.5 W. ● Variable RF and AF gain controls. 115/250V. A.C. Mains. Beautifully designed. Size: 7 x 15 x 10in. With instruction manual and service data. £37.10.0. Carriage 12/6.

ECHO HS-606 STEREO HEADPHONES



Wonderfully comfortable. Lightweight adjustable vinyl headband. 6ft. cable and stereo jack plug. 25-17,000 cps. 8 ohm imp. 67/8. P. & P. 2/6.

TRANSISTORISED TWO-WAY TELEPHONE INTERCOM

Operative over amazingly long distances. Separate call and press to talk buttons. 2-wire connection. 1000's of applications. Beautifully finished in ebony. Supplied complete with batteries and wall brackets. £5.19.6. P. & P. 3/6.

INTERCOM/BABY SITTER

Transistorised Intercoms, ideal for home / office / workshop etc. 2-way buzzer call system. For desk or wall mounting. Supplied complete with connecting wire, batteries, instructions.
 2 station 59/6. P. & P. 2/6. 4 station £6.12.6. P. & P. 5/-.

NOMBREX TRANSISTORISED TEST EQUIPMENT

All Post Paid with Battery
 Model 22. Power Supply 0-15V DC £14.10.0
 Model 30. Audio Generator. £19.10.0
 Model 31. R.F. Signal Generator. £12.10.0
 Model 32. G.R. Bridge. £10.10.0
 Model 33. Inductance Bridge. £20.0.0
 Model 66. Inductance Bridge. £18.0.0
 Model 61. Power Supply. £8.10.0

COSSOR DOUBLE BEAM OSCILLOSCOPES

Type 1035. General purpose. A.C. Coupled. Type 11049 L.F. D.C. Coupled. £35 each. Carr. 30/-.

LELAND MODEL 27 BEAT FREQUENCY OSCILLATORS

0-20 Kc/s. Output 5K or 500 ohms. 200/250 V. A.C. offered in excellent condition. £12.10.0. Carriage 10/-.

R.C.A. AR88 SPEAKERS

5in. 3 ohm speakers in metal case. Black crackle finish to match our 88 Receivers. Available brand new and boxed with leads. 59/6. Carr. 7/6.

MAINS INTERCOMS

No wires, no installation, just plug into A.C. power point and operate. Extremely sensitive. £8.12.6. P. & P. 3/-.

AMERICAN TAPE

First grade quality American tapes. Brand new. Discount on quantities.
 3in., 225ft. L.P. acetate. 3/8
 3in. 400ft. T.P. mylar. 10/-
 6in. 600ft. std. plastic. 8/6
 5in. 900ft. L.P. acetate. 10/-
 5in. 1,200ft. D.P. mylar. 15/-
 5in. 1,800ft. T.P. mylar. 32/6
 5in. 1,200ft. L.P. acetate. 12/6
 5in. 1,200ft. L.P. mylar. 16/-
 5in. 1,800ft. D.P. mylar. 22/6
 5in. 2,400ft. T.P. mylar. 39/6
 7in. 1,200ft. std. acetate. 12/6
 7in. 1,800ft. L.P. acetate. 15/-
 7in. 3,600ft. L.P. mylar. 20/-
 7in. 2,400ft. D.P. mylar. 25/-
 7in. 3,600ft. T.P. mylar. 45/-
 Postage 2/- . Over £3 post paid.

EVERSHED VIGNOLES SERIES II 500 VOLT MEGGERS. Perfect condition £21. P. & P. 10/-.

CT.58 SIGNAL GENERATORS. 8-9-15-5 and 20-300 Mc/s. Output 11V-100 MV. Mains operated. Perfect condition less charts. £12.10.0. Carr. 15/-.

WS.38 TRANS/RECEIVERS. A and B sets available. Complete with valves. 39/6 each. P. & P. 4/6. Accessories available.

No. 10 MICROPHONE AND HEADSET. Moving coil. Accessory for 19 set. Unused. 15/- . P. & P. 4/-.

DUBILIER NITROGEL CONDENSERS. Brand new. 8 mfd. 800V. 8/8. P. & P. 2/-; 2 mfd. 5,000 V., 42/6. P. & P. 5/-.


LUCAS 20/0/20 AMMETERS. Brand new boxed. Suitable car/motorcycle. 12/6. P. & P. 2/-.

G. W. SMITH & CO (RADIO) LTD.
 3-34 Lisle St., W.C.2
 Also see oppo. page

SEW PANEL METERS

Send S.A.E. for full lists. Other ranges available. Please include postage. Special quotations for quantities.

CLEAR PLASTIC METERS



Type MR.38P. 1 21/32in. square fronts.

50µA	37/6	750mA	25/-
50-0-50µA	35/-	1 amp	25/-
100µA	35/-	2 amp	25/-
100-0-100µA	32/6	5 amp	25/-
200µA	32/6	3V. D.C.	25/-
500µA	37/6	20V. D.C.	25/-
500-0-500µA	25/-	300V. D.C.	25/-
1mA	25/-	100V. D.C.	25/-
1-0-1mA	25/-	150V. A.C.	25/-
2mA	25/-	500V. D.C.	25/-
5mA	25/-	500V. D.C.	25/-
10mA	25/-	750V. D.C.	25/-
20mA	25/-	15V. A.C.	25/-
50mA	25/-	50V. A.C.	25/-
100mA	25/-	300V. A.C.	25/-
150mA	25/-	500V. A.C.	25/-
200mA	25/-	8 meter 1mA	28/6
300mA	25/-	VU meter	38/6
500mA	25/-		

Type MR.45P. 2in. square fronts.

50µA	42/6	10V. D.C.	27/6
50-0-50µA	39/6	20V. D.C.	27/6
100µA	39/6	50V. D.C.	27/6
100-0-100µA	35/-	300V. D.C.	27/6
500µA	29/6	15V. A.C.	27/6
1mA	27/6	300V. A.C.	27/6
5mA	27/6	8 meter 1mA	35/-
10mA	27/6	VU meter	42/6
50mA	27/6	1 amp. A.C.*	27/6
100mA	27/6	5 amp. A.C.*	27/6
500mA	27/6	10 amp. A.C.*	27/6
1 amp.	27/6	20 amp. A.C.*	27/6
5 amp.	27/6	30 amp. A.C.*	27/6

Type MR.52P. 2 1/2in. square fronts.

50µA	45/6	100-0-100µA	45/-
50-0-50µA	49/6	500µA	42/6
100µA	49/6	1mA	37/6

5mA	37/6	300V. D.C.	37/6
10mA	37/6	15V. A.C.	37/6
50mA	37/6	300V. A.C.	37/6
100mA	37/6	8 Meter 1mA.	39/6
500mA	37/6	VU Meter	59/6
1 amp.	37/6	1 amp. A.C.*	37/6
5 amp.	37/6	5 amp. A.C.*	37/6
10V. D.C.	37/6	10 amp. A.C.*	37/6
20V. D.C.	37/6	20 amp. A.C.*	37/6
50V. D.C.	37/6	30 amp. A.C.*	37/6


Type MR.85P. 4 1/2in. x 4 1/2in. fronts.

50µA	69/6	15 amp.	49/6
50-0-50µA	59/6	30 amp.	49/6
100µA	59/6	20V. D.C.	49/6
100-0-100µA	59/6	50V. D.C.	49/6
200µA	55/-	150V. D.C.	49/6
500µA	52/6	300V. D.C.	49/6
500-0-500µA	49/6	15V. A.C.	49/6
1mA	49/6	300V. A.C.	49/6
1-0-1 mA	49/6	1 amp. A.C.*	49/6
5mA	49/6	8 Meter 1mA	55/-
10mA	49/6	VU meter	69/6
50mA	49/6	1 amp. A.C.*	49/6
100mA	49/6	5 amp. A.C.*	49/6
500mA	49/6	10 amp. A.C.*	49/6
1 amp.	49/6	20 amp. A.C.*	49/6
5 amp.	49/6	30 amp. A.C.*	49/6

Type MR.65P. 3 1/2in. x 3 1/2in. fronts.

50µA	65/-	50V. D.C.	39/6
50-0-50µA	52/6	150V. D.C.	39/6
100µA	52/6	300V. D.C.	39/6
100-0-100µA	49/6	15V. A.C.	39/6
500µA	45/-	50V. A.C.	39/6
1mA	39/6	150V. A.C.	39/6
5mA	39/6	300V. A.C.	39/6
10mA	39/6	500V. A.C.	39/6
50mA	39/6	8 meter 1mA	45/-
100mA	39/6	VU meter	65/-
500mA	39/6	50mA A.C.	39/6
1 amp.	39/6	100mA A.C.*	39/6
5 amp.	39/6	200mA A.C.*	39/6
10 amp.	39/6	500mA A.C.*	39/6
15 amp.	39/6	1 amp. A.C.*	39/6
20 amp.	39/6	5 amp. A.C.*	39/6
30 amp.	39/6	10 amp. A.C.*	39/6
50 amp.	39/6	20 amp. A.C.*	39/6
10V. D.C.	39/6	30 amp. A.C.*	39/6
20V. D.C.	39/6		

BAKELITE PANEL METERS



*Moving iron, all other moving coil.

Type MR.65. 3 1/2in. square fronts.

25µA	67/6	500mA	32/6	30V. A.C.*	32/6
50µA	45/-	1 amp.	32/6	50V. A.C.*	32/6
50-0-50µA	42/6	5 amp.	32/6	150V. A.C.*	32/6
100µA	42/6	15 amp.	32/6	300V. A.C.*	32/6
100-0-100µA	42/6	30 amp.	32/6	1 amp. A.C.*	32/6
500µA	39/6	50 amp.	32/6	5 amp. A.C.*	32/6
1mA	32/6	5V. D.C.	32/6	10 amp. A.C.*	32/6
1.0-1mA	32/6	10V. D.C.	32/6	20 amp. A.C.*	32/6
5mA	32/6	20V. D.C.	32/6	30 amp. A.C.*	32/6
10mA	32/6	50V. D.C.	32/6	50 amp. A.C.*	32/6
50mA	32/6	150V. D.C.	32/6	VU meter	56/6
100mA	32/6	300V. D.C.	32/6		


NEW RANGE OF "SEW" EDGEWISE METERS



MODEL PE70. Dimensions 3 17/32 x 1 11/32 x 2 1/2in. deep overall. Available as follows:

50 microamp	57/6	500 microamp	49/6
50-0-50 microamp	55/-	1 milliamp	45/-
100 microamp	55/-	300 volt A.C.	45/-
100-0-100 microamp	52/6	VU meter	62/6
200 microamp	52/6		Post extra.

MULTIMETERS for EVERY purpose!



NEW MODEL 500
30,000 o.p.v. With overload protection, mirror scale 0-5/12-5/10/25/100/250/500/1,000 V.D.C. 0/2-5/10/25/100/250/500/1,000V A.C. 0/50µA/5/50/500mA 12A D.C. 0/50ohm/6/60MΩ. £8.17.6. Post Paid.

MODEL TE.80.
20,000 O.P.V. MULTIMETER
0/10/50/100/500/1,000V A.C. 0/5/25/50/250/500 1/1,000V D.C. 0-50µA. 5/50/500mA. 0/6k/60k 0/50ohm/6 meg. £4.17.6. P.P. 3/-



MANY OTHER MODELS FROM AS LOW AS 39/6



152 Page CATALOGUE

★ Hi-Fi Equipment ★ Test Equipment
★ Electronic Components ★ Communication Equipment
Fully illustrated catalogue listing thousands of items, many at bargain prices. Free discount coupons with every catalogue.

SEND NOW-ONLY 5/- P&P 1/-

RADON 404 STEREO SYSTEM


Comprising Hi-Fi Solid State integrated stereo amplifier, 8 watts per channel, two matching compact speaker units, Garrard SP25 transcription record unit with stereo cartridge in cabinet. Blond oak satin finish. All necessary plugs and leads supplied. Nothing more to buy!



PRICE 48 Gns. Carr. 15/-.
(Also available in teak 12/- extra.)

LAFAYETTE LA-224T TRANSISTOR STEREO AMPLIFIER

19 transistors, 8 diodes, IHF music power, 30W at 8Ω. Response 30-20,000 ±2dB at 1W. Distortion 1% or less. Inputs 3mV and 250mV. Output 3-16Ω. Separate L. and R. volume controls. Treble and bass control. Stereo phone jack. Brushed aluminium, gold anodised extruded front panel with complementary metal case. Size 10 1/2 x 3 9/16 x 7 13/16in. Operation 115/230V A.V. £25. Carr. 7/6.



LAFAYETTE LR-500T

80 Watt Solid State AM/FM Stereo Multiplex Tuner Amplifier. The latest most advanced stereo receiver in the world. Incorporates 4 integrated Circuits, 2 Fet's, 30 Transistors, 17 Diodes, 60 Watts IHF Power. Complete flexibility of operation plus full range of stereo inputs. Distinctively styled metal cabinet with simulated walnut wood grain case. Operation 115/230V. A.C. £75.

LAFAYETTE LA-85T

85 Watt Solid State Amplifier. Latest 1968 model. 4 Stereo Inputs. Speaker outputs for 4, 8 or 16 ohms plus convenient output for direct stereo taping. 9 versatile controls. Response 22-22,000 cps ±1 db. H.D. less than 1%. Brushed aluminium, gold anodised extruded front panel. Simulated walnut wood grain case. 115/230V. A.C. operation. £47.10.0. Carr. 10/-.


UNR-30. 4-BAND COMMUNICATION RECEIVER

Covering 650 Kc/s-30 Mc/s. Incorporates variable BFO for CW/SSB reception. Built in speaker and phone jack. Metal cabinet. Operation 220/240V. A.C. Supplied brand new, guaranteed with instruction. £12.10.0 Carr. 7/6.



LAFAYETTE MODEL HA-700 AM/CW/SSB AMATEUR COMMUNICATION RECEIVER

8 Valves, 5 bands incorporating 2 MECHANICAL FILTERS for exceptional selectivity and sensitivity. Frequency coverage on 5 bands 150-400 Kc/s, 550/1,600 Kc/s, 1-6-4-0 Mc/s, 4-8-14-5 Mc/s, 10-5-30 Mc/s. Circuit incorporates R.F. stage, aerial trimmer, noise limiter, B.F.O. product detector, electrical bandspread, 5 meter, slide rule dial. Output for phones, low to 2kΩ or speaker 4 or 8Ω. Operation 220/240V A.C. Size 7 1/2 x 15 x 10in. Supplied brand new and guaranteed with handbook. 36 GNS. Carr. 10/-, S.A.E. for leaflet.



LAFAYETTE MODEL HA-500 SSB/AM/CW 80 THROUGH 6 METRE RECEIVER

New outstanding Ham Bands only receiver covering the 80/40/20/15/10/6 metre bands. Incorporates 10 valves, product detector, two mechanical filters, 8 Meter, dual conversion on all bands, crystal calibrator, B.F.O. noise limiter, aerial trimmer, I.F.P., 2,608 Mc/s and 455 Kc/s. Output 8 ohms and 500 ohms. Operations 220/240 volts A.C. Supplied brand new and guaranteed with handbook 42 Gns. Carr. 10/-, 100 Kc/s. crystal, 35/-.



★ TRANSISTORISED FM TUNER ★

6 TRANSISTOR HIGH QUALITY TUNER. SIZE ONLY 6x4x2 1/2in. 3 I.F. stages. Double tuned discriminator. Ample output to feed most amplifiers. Operates on 9V battery. Coverage 88-108 Mc/s. Ready built ready for use. Fantastic value for money. £8.7.6. P. & P. 2/6. Stereo multifeed adaptors 6 gns.




GARRARD DECKS
Brand New and Guaranteed
SP.25 Mk II less cartridge. £11.11.0
A70 Mk II less cartridge. £12.12.0
LAB 80 Mk II less cartridge. £23.10.0
LAB 80 Mk II with base. £27.10.0
401 Transcription less cart. £27.6.0
Carriage 7/6

G.W. SMITH & CO (RADIO) LIMITED

Phone: GERRARD 8204/9155
Cables: SMITHEX LESQUARE
3-34 LISLE STREET, LONDON, W.C2

OPEN
9 a.m. to 6 p.m.
every day Monday to Saturday.
Trade supplied.

Open the pages of
The RADIO CONSTRUCTOR
 this month for . . .
**OSCILLOSCOPE VOLTAGE/
 TIME CALIBRATOR**



Build This First Class Design
 By H. T. Kitchen

This printed circuit 3 semi-conductor device offers a closely controlled voltage with accurate routine frequency measurements.

Other constructional features include:
 Adding Echo to a Tape Recorder
 Wave Trap for Medium Waves
 Automatic Buzzer Alarm

----- Also in this issue -----

**FREE 2 DETACHABLE
 DATA SHEETS**

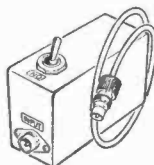
RADIO CONSTRUCTOR

MAY ISSUE NOW ON SALE 3/-

HOLDINGS AUDIO
 CENTRE

for your better STEREO AND FM RADIO

HOLDINGS STEREO BOOSTER



HOLDINGS
 300Ω/70Ω
 TRANS-
 FORMER

We supply
 one of these



NEW TRANSFORMER
 With captive 300Ω lead.
 No screw terminals.
 15/6 post paid.

**WHAT THE "STEREO
 BOOSTER" IS**

The "Stereo Booster" is a high-gain low-noise pre-amplifier. It is simply connected by plugging the aerial lead into the input socket, and connecting the Booster's output lead to the aerial socket on the tuner. Power is provided by either the internal battery, or the mains operated P.S.U.

**WHAT THE "STEREO
 BOOSTER" WILL DO**

The "Stereo Booster" will increase the strength of all British FM stations, but is peaked for maximum gain on the third programme. Due to its high gain it will appreciably improve results on mono or stereo where previously the limiting factor has been lack of gain in the FM tuner.

**WHAT THE "STEREO
 BOOSTER" WILL NOT DO**

The "Stereo Booster" will not greatly improve results if an exceptionally efficient tuner is already in use (i.e. say a Fisher) nor can it work miracles if the tuner is badly aligned, or "third rate". Stereo Booster with Battery £3.18.0 Mains-op. Power Supply Unit £1.19.6 Postage and package 2/6
SPECIAL OFFER. P.S.U. & BOOSTER
 £5.15.6. POST PAID.

It really works! Many reports of improved reception received. S.A.E. for more details.

FREE WITH EVERY FISHER
 Now only 17/6, including postage. Matches American and Continental 300Ω Aerial input sockets to British coaxial cable.

J. BEAM AERIALS



NEW

6 Element wide spaced aerial £6 including carriage.
 Type FM48, £4.7.0, carriage paid.
 2 FM48 Aerials with matching unit, £10.4.0, carr. paid. Send S.A.E. for more details.

HI-FI EQUIPMENT

**IF IT'S WORTH BUYING WE
 PROBABLY HAVE IT ON
 DEMONSTRATION**



Comparator
 Demonstrations Always
 Available

Closed
 Thurs. Open
 all day Sat.

Proprietors—HOLDINGS at BLACKBURN LEE
 Mincing Lane/Darwen St. Blackburn

**WIRECOMP
 ELECTRONICS**

**IT'S ALWAYS
 SALE TIME**

AT THE

**WIRECOMP BARGAIN
 CENTRE!!!**

**BARGAINS ★ BARGAINS
 BARGAINS**

There's something for everyone in our vast stocks of surplus and first-class reconditioned equipment—

**RECORD PLAYERS • HI-FI EQUIPMENT
 TELEVISIONS (from £4 !!) • RADIOS
 TAPE RECORDERS • W/TALKIES
 SPECIALISTS IN THE UNUSUAL !**

**COME AND LOOK TODAY
 48 TOTTENHAM COURT ROAD, W.1
 Telephone 01-636 0647**

HEATHKIT Models for Family Entertainment

AVAILABLE READY-TO-USE OR AS KIT MODELS

Latest STEREO TAPE RECORDER, STR-1



Fully portable—own speakers
 Kit £58.0.0 incl. P.T.
 Ready-to-Use £70.6.0 incl. P.T.

FOR THIS SPECIFICATION

½ track stereo or mono record and playback at 7½, 3½ and 1½ips. Sound-on-sound and sound-with-sound capabilities. Stereo record, stereo playback, mono record and playback on

either channel. 18 transistor circuit for cool, instant and dependable operation. Moving coil record level indicator. Digital counter with thumb-wheel zero reset. Stereo microphone and auxiliary inputs and controls, speaker/headphone and external amplifier outputs . . . front panel mounted for easy access. Push-button controls for operational modes. Built-in stereo power amplifier giving 4 watts rms per channel. Two high efficiency 8" x 5" speakers. Operates on 230V a.c. supply.

Versatile recording facilities. So easy to build—so easy to use.

Latest STEREO AMPLIFIER, TSA-12



12 x 12 watts output.
 Kit £30.10.0 less cabinet
 Ready-to-Use £42.10.0

Cabinet £2.5.0 extra

FOR THIS SPECIFICATION

17 transistors, 6 diode circuit. ± 1 dB, 16 to 50,000 c/s at 12 watts per channel into 8 ohms. Output suitable for 8 or 15 ohm loudspeakers. 3 stereo inputs for Gram, Radio and Aux. Modern low silhouette styling. Attractive aluminium, golden anodised front panel. Handsome assembled and finished walnut veneered cabinet available. Matches Heathkit models TFM-1 and AFM-2 transistor tuners.

Full range power . . . over extremely wide frequency range. Special transformerless output circuitry. Adequately heat-sinked power transistors for cool operation—long life, 6 position source switch.

High-performance CAR RADIO, CR-1



Superb long and medium wave entertainment wherever you drive. Complete your motoring pleasure with this compact outstanding unit.

8 Latest semi-conductors (6 transistors, 2 diodes). For 12 volt positive or 12 volt negative earth systems. Powerful output (4 watts). Pre-assembled and aligned tuning unit. Push-button tone and wave change controls. Positive manual tuning. Easy circuit board assembly. Instant operation, no warm-up time. Tastefully styled to harmonise with any car colour scheme. High quality output stage will operate two loudspeakers if desired. Can be built for a total price.

KIT (less speaker) £12.18.6 incl. P.T.
 8" x 5" Loudspeaker £1.10.0 extra.

Latest Portable Stereo Record Player, SRP-1



Automatic playing of 16, 33, 45 and 78 rpm records. All transistor—cool instant operation. Dual LP/78 stylus. Plays mono or stereo records. Suitcase portability. Detachable speaker enclosure for best stereo effect. Two 8in. x 5in. special loudspeakers. For 220-250V ac mains operation. Overall cabinet size 15 3/8 x 3 7/8 x 10 1/2in.

Compact, economical stereo and mono record playing for the whole Family—plays anything from the Beatles to Bartok. All solid-state circuitry gives room filling volume.

KIT **£28.6.0** incl. P.T. Ready-to-Use £35.4.0

RADIOS for Luxury Listening

"OXFORD" PORTABLE UXR-2

This De-Luxe, 7 transistor, 3 diode portable radio covers long and medium wave-bands with an easy-tune dial and uses battery-saving circuitry to ensure longer life and more hours of listening pleasure. Choice of Brown or Black real leather case.

KIT £15.10.0 incl. P.T.

PORTABLE UXR-1

This luxury 6-transistor, 1 diode receiver covers long and medium wavebands. Its robust case is now available in real brown leather or choice of colours: Navy blue, coral pink, lime green (please state second choice).

KIT £12.8.0 incl. P.T. colour case
 KIT £14.8.0 incl. P.T. real leather



Oxford



UXR-1


SEE HEATHKIT MODELS AT
GLOUCESTER
 Factory and Showroom, Bristol Road.
LONDON
 233 Tottenham Court Road, W.1.
BIRMINGHAM
 17-18 St. Martins House, Bull Ring.

Deferred terms available over £10 (UK only).
 Prices quoted are Mail Order prices.

"Mohican" General Coverage Receiver, GC-1U

Powerful 10 transistor, 5 diode circuit. Tunes 580 to 1550 kc/s and 1-69 to 30 Mc/s in five bands. Bands spread on all bands. Fixed-aligned ceramic IF transformers for best selectivity. Pre-assembled and aligned 'front-end' for fast, easy assembly. Built-in 6 x 4in. speaker. Tuning meter for pin-point tuning. Completely self-contained for portability—can be operated on 230 volt AC with Model UBE-1. Kit £2.17.6 extra.

KIT £37.17.6. Ready-to-Use £45.17.6.



Send for Latest FREE Catalogue

36 pages, many models in colour.

HEATHKIT

Please address all enquiries to:

DAYSTROM LTD., Dept. PW-6, GLOUCESTER

Please send me FREE CATALOGUE

Full details of model(s)

NAME

ADDRESS

Prices and specification subject to change without prior notice.

VIKING AMPLIFIER

50 WATT AMPLIFIER

An extremely reliable general purpose valve amplifier. Its rugged construction yet space age styling and design makes it by far the best value for money.

TECHNICAL SPECIFICATIONS

4 electronically mixed channels, with 2 inputs per channel, enables the use of 8 separate instruments at the same time. The volume controls for each channel are located directly above the corresponding input sockets.

SENSITIVITIES AND INPUT IMPEDANCES

Channel 1 4mV at 470K } These 2 channels (4 inputs) are suitable for
 Channel 2 4mV at 470K } microphone or guitars.
 Channel 3 200mV at 1m } Suitable for most high output instruments
 Channel 4 200mV at 1m } (gram, tuner, organ etc).
 Input sensitivity relative to 10w output.

NEEDLE CONTROLS ARE COMMON TO ALL INPUTS

Bass Boost +12dB at 60 Hz/s. Bass Cut -13dB at 60 Hz/s.
 Treble Boost +11dB at 15 KHz/s. Treble Cut -12dB at 15 KHz/s.
 With bass and treble controls central -3dB points are 30 Hz/s and 20 KHz/s.

POWER OUTPUT

For speech and music 50 watts rms. 100 watts peak.
 For sustained music 45 watts rms. 90 watts peak.
 For sine wave 38.5 watts rms. Nearly 80 watts peak.
 Total distortion at rated output 3-2% } at 1KHz/s
 Total distortion at 20 watts 0-15% }
 Output to match into 8 or 15 ohms speaker system.

NEGATIVE FEED BACK 20dB at 1KHz/s.

SIGNAL TO NOISE RATIO 60dB.

MAINS VOLTAGES

Adjustable from 200-250v A.C. 50-60 Hz/s.
 A protective fuse is located at the rear of unit.

VALVE LINE UP

Double purpose ECC83 x 3, EL34 x 2 and GZ34.



Price
27 gns
 P & P 20/-

FOUR PLUS FOUR Stereo Amplifier

A superb high quality, yet inexpensive stereo amplifier. Due to the great demand we are now able to offer this precision made instrument at a fantastically low price. The high quality, reliability and styling has been maintained in spite of its low price.

SPECIFICATIONS

Elegant styled cabinet (sizes 16" wide 5" high 8 1/2" deep) in black rexine and woodgrained sides. Brushed aluminium front panel with contrasting black/silver knobs.

CONTROLS

Stereo/Mono switch. Gram/Aux switch. Volume left. Volume right. Treble (cut and lift). Bass (cut and lift). Separate on/off switch. Neon pilot indicator.

INPUTS AND OUTPUTS (per channel)

Gram, aux, tape out and speaker out. A switched mains socket is

also provided at the rear of unit. Employs Mullard valves throughout. ECC83 and 2 x ECL 86 with a metal bridge rectification.

TECHNICAL SPECIFICATIONS

Gram sensitivity 40mV at 1 KHz. Aux sensitivity 50mV at 1 KHz. (Sensitivities are given for rated output), 4 watts r.m.s.

(8 watts r.m.s. in monaural position). Output matches into standard 3 ohms speaker system. Suitable 10" x 6" speakers are available at 29/6 each, plus 5/- p. & p.

Bass control at 100 Hz lift + 9dB cut - 10dB. Treble control at 10 KHz lift + 8dB cut - 13dB. Total harmonic distortion 0-35% at 3 watts and 2% for rated output at 1 KHz. Negative feedback 13dB at 1 KHz. Mains supply 220-250V A.C. 50-60 Hz.

Price
13 gns
 P & P 15/-

8-watt 4-valve PUSH-PULL AMPLIFIER & METAL RECTIFIER

Size: 9" x 6" x 1 1/2". A.C. Mains, 200-250V, 4 valves.

For use with Std. or L.P. records, musical instruments, all makes of pick-ups and mikes. Output 8 watts at 5 per cent of total distortion. Separate bass and treble lift control. Two inputs with controls for gram. and mike. Output transformer tapped for 3 and 15 ohm speech coils. Built and tested. £4.4.0. P. & P. 11/-, 8" x 5" speaker to suit price 14/6 plus 1/6 P. & P. Crystal mike to suit 12/6 plus 1/6 P. & P.



GEC KETTLE ELEMENT

3,000W WITH AUTOMATIC EJECTION

200/240v. Size of hole required 1 1/8"

List Price 32/- Our PRICE

15/- P. & P. 1/6.



RADIO & TV COMPONENTS (Acton) LTD

21c High Street, Acton, London, W3

Shop Hours 9 a.m.-6 p.m. Early Closing Wednesday

Goods not despatched outside U.K. Terms C.W.O.

All enquiries Stamped Addressed Envelope

Also at 323 EDGWARE ROAD, LONDON, W.2. Personal shoppers only. Early Closing Thursday. All orders by post to our Acton address.

STAR SR 150 COMMUNICATION RECEIVER

Frequency range 535 Kc/s-30Mc/s four wave bands, four valve plus metal rectifier superhet circuit incorporates B.F.O. band spread tuning, "S" meter external telescopic aerial - ferrite aerial, built-in 4" speaker, easy to read dial. For 240V A.C. operation complete brand new with full instructional manual. 17 gns. plus 10/- P. & P.



CYLDON U.H.F. TUNER

Complete with PC88 and PC86 Valves. Full variable tuning. New and unused. Size 4 1/2 x 5 1/2 x 1 1/2. Complete with circuit diagram. 35/- p. & p. 3/6



THREE-IN-ONE HI-FI 10 WATT SPEAKER

A complete Loud Speaker system on one frame, combining three matched ceramic magnet speakers with a low loss cross over network. Peak handling power 10 watts. Impedance 15 ohms. Flux density 11,000 gauss. Resonance 40-60 c/s. Frequency range 50c/s to 20kc/s. Size 1 1/2 x 8 1/2 x 4 1/2 inches. By famous manufacturer. List Price £7. Our price 69/6 plus 3/6 P. & P.

3 to 4 Watt AMPLIFIER

3-4 watt Amplifier built and tested. Chassis size 7 x 3 1/2 x 1 1/2. Separate bass, treble and volume control. Double wound mains transformer, metal rectifier and output transformer for 3 ohms speaker. Valves ECC81 and 6V6. £2.5.0 plus 6/6 p. & p.



600 mW FOUR TRANSISTOR AMPLIFIER

Features N.P.N. and P.N.P. complementary symmetrical output stage, 2 1/2" x 3/4" x 7/8" Speaker. Output impedance 12 ohms frequency response 3dB points 90 c/s and 12 Kc/s. Price 19/6 plus 1/- P. & P. 7 x 4" Speaker to suit, 13/6 plus 2/- P. & P.

2 1/2 watt ALL TRANSISTOR AMPLIFIER

AC mains 240V. Size 7" x 4 1/2" x 1 1/2". Frequency response 100 c/s-10 Kc/s Semi conductors, two OC 75's two AC 128's and two stabilizers AA129. Tone and volume controls on flying leads. £2.10.0 plus P. & P. 3/6. Suitable 8" x 5" 10,000 line high flux speaker, 18/6 plus 2/- P. & P.

NEW TRANSISTORISED SIGNAL GENERATOR

Size 6 1/2 x 3 1/2 x 1 1/2. For IF and RF alignment and AF output 700 c/s frequency coverage 460 kc/s to 2 mc/s in switched frequencies. Ideal for alignment to our Elegant Seven and Musette. Built and tested. P. & P. 3/6. 39/6



BSR TAPE DECKS 200/250V A.C. mains

Type TD2 Tape speed 3 1/2 twin track.
 Type TD10 2-track, 3 speed, plus rev. counter.
 Type TD10 4-track, 3 speed, plus rev. counter.

Due to 33 1/3% Purchase Tax which is now applicable on these items, prices will be announced as soon as available.



FIRST QUALITY P.V.C. TAPE

5 1/2"	Std.	850ft.	9/-	5"	L.P.	850ft.	10/6
7"	Std.	1200ft.	11/6	3"	T.P.	600ft.	10/6
3"	L.P.	240ft.	4/-	5"	T.P.	1800ft.	25/6
5 1/2"	L.P.	1200ft.	11/6	5 1/2"	T.P.	2400ft.	32/6
7"	L.P.	1800ft.	18/6	7"	T.P.	3600ft.	42/6
5 1/2"	D.P.	1800ft.	18/6	4"	T.P.	900ft.	15/-

P. & P. on each 1/6, 4 or more post free.

EXTRACTOR FAN



AC Mains 230/250 v. complete with pull switch. Size 6" x 6" x 4". Price 27/6 plus 5/- P. & P.



AC MAINS MOTOR


1400 R.P.M. 230/250v

PRICE
9/6

P. & P. 3/-

X101

10 WATTS (RMS) SOLID-STATE HI-FI AMP WITH INTEGRAL PRE-AMP



Its great versatility ranges from: A simple intercom, to a modern HI-FI STEREO AMPLIFIER (2 are required for Stereo).

The X101 is a brilliant new addition to our highly successful range of products. Its professional performance and advanced solid-state circuitry techniques ensures reliability, combined with high fidelity reproduction at AN UNBEATABLE PRICE.

SPECIFICATIONS

R.M.S. Power Output: 10 W (music power), 10 W (Sine Wave). Sensitivity: for rated output 1 mV into 3 K Ohms load. Frequency Response: minus 3dB points are 20 Hz and 40 KHz. Total Distortion: at 1KHz for rated output 1.5%, for 5 W output 0.35%.

Output Impedance: 3 ohms (3-15 ohms may be used). Supply Voltage: 24 V D.C. at 800 mA (6-24 V may be used) output at 14 V D.C. supply with 3 ohms speaker, 7 watts.

Size: 2" x 3" x 1 1/2". The fully comprehensive instruction manual does not only show the basics, such as circuit diagram and connections, but also gives practical easy-to-understand detailed information about the X101. Standard equalisation networks are given for most types of conventional inputs. They include: Tape Head, Mag. P.U., Xtal P.U., Tuner, Mic, etc. **49/6** + 2/6 p. & p.

Control assembly: (including resistors and capacitors).

1. Volume: PRICE 5/-.
2. Treble: PRICE 5/-.
3. Comprehensive bass and treble: PRICE 10/-.

The above 3 items can be purchased for use with the X101.

POWER SUPPLIES FOR THE X101

P101 M (for mono) **35/-** P101 S (for stereo) **42/6**
p. & p. 2/6 p. & p. 2/6

PR 101/M

A HIGH QUALITY MONAURAL PRE-AMP & CONTROL UNIT

Particularly suitable for use with the X101 if a ready-built, comprehensive, multi-input system is desired.

CONTROLS

Selector Switch, Tape Speed Equalisation Switch (3I and 7I i.p.s.), Volume, Treble, Bass, 3 position scratch filter and 3 position rumble filter.

SPECIFICATION

Sensitivities for 200 mV output at 1 KHz.

Tape Head: 3 mV (at 3I i.p.s.) Radio: 100 mV
Mag. P.U.: 2 mV Aux.: 100 mV

Cer. P.U.: 80 mV

Tape/Rec. Output: 100 mV

Equalisation for each input is correct to within ± 2 dB (R.I.A.A.) from 20 Hz to 20 KHz.

Tone Control Range: Bass ± 13 dB at 60 Hz

Treble ± 14 dB at 15 KHz

Total Distortion: (for 200 mV output) $< 0.02\%$

Signal Noise: > -60 dB

Supply Voltage: 24 V D.C.

59/6 plus 2/6 p. & p.

A STEREO VERSION (PR101/S) WILL BE ANNOUNCED SHORTLY

The CLASSIC HIGH QUALITY SOLID-STATE AMPLIFIER (MONO)

SPECIFICATION


Switched inputs for: Tape Head, Mag. P.U., Cer. P.U., Radio and Aux. Mains Input: 220-250 V A.C. 50 Hz.

THE CLASSIC IS THE COMBINATION OF THE ABOVE DESCRIBED ITEMS (X101, P101/M AND PR101/M) ON ONE COMMON CHASSIS: ITS PERFORMANCE AND SPACE-AGE STYLING MAKE IT THE IDEAL CHOICE FOR THE VALUE-CONSCIOUS HI-FI ENTHUSIAST. AVAILABLE WITHIN 4 WEEKS.

8 gns

p. & p. free

NEW! THE Dorset TRANSISTOR PORTABLE RADIO



CAN BE USED AS BABY ALARM

800 milliwatt solid state 7 transistor plus diode and thermistor. Completely modulated high quality portable radio featuring complementary NPN and PNP output stage. The comprehensive easy-to-follow drawings supplied make this the easiest-ever transistor radio set of parts, with the following features:


- Simple connections to only 6 tags on the R.F./I.F. module, 3 I.F. stages, osc. coil and 3 transistors which with their associated components are completely wired.
- Only 4 connections on the A.F. module to complete the 4 transistor 500 milliwatt solid state amplifier.
- Pre-aligned R.F./I.F. module built and tested.
- A.F. module built and tested.
- Fully tunable over M.W. and L.W. bands. M.W. 540-1640 Kc/s (567-183 metres). L.W. 150-275 Kc/s (2000-1100 metres).
- Intermediate Frequency 470 Kc/s.
- Sensitivity: M.W. at 1 Mc/s 10 microvolts plus or minus 3dB. L.W. at 200 Kc/s 40 microvolt plus or minus 4dB.
- High Q internal ferrite rod aerial on both wavebands.
- Class 'B' modulated output stage with thermistor controlled heat stabilisation.
- Class 'B' output stage ensures long battery life. Current drain is proportional to the output level. Total current drain of the receiver under no signal conditions is 10-12 mA. At reasonable listening level 20-30 mA.
- Extension sockets for car aerial input, tape recorder output (Independent of volume control) and External Speaker.
- All components (except speaker) mount on the printed circuit board. Easy-to-follow instructions. Size of cabinet 12in. long 5in. high and 3in. deep.
- Finger-tip controls.

Special Offer—Power Supply Kit to purchasers of Dorset Portable Radio parts incorporating mains transformer, rectifier and smoothing condenser, A5 mains 200/250V output 9V 100mA, 9/6 extra.

5gns

plus 7/6 postage and packing. Circuit and parts list 2/6 free with parts.

ELEGANT SEVEN Mk III COMBINED PORTABLE and CAR RADIO



Buy yourself an easy to build 7 transistor radio and save at least £10.0.0. Now you can build this superb transistor superbet radio for under £4.10.0. No one else can offer such a fantastic radio with so many de luxe star features.

SPECIAL OFFER

£4.9.6

POWER SUPPLY KIT
To purchasers of 'Elegant Seven' parts, incorporating mains transformer, rectifier and smoothing condenser. A.C. mains 200/250 volts. Output 9V 100mA. 9/6 extra.

Plus 7/6 P. & P. Parts List and circuit diagram 2/6 FREE with parts.

- ★ De luxe wooden cabinet size 12 1/2" x 8 1/2" x 3 1/2".
- ★ Horizontal easy to read tuning scale printed grey with black letters, size 11 1/2" x 2".
- ★ High 'Q' ferrite rod aerial.
- ★ I.F. neutralization on each separate stage.
- ★ D.C. coupled push pull output stage with separate A.C. negative feedback.

- ★ Room filling output 300mW.
- ★ Ready etched and drilled printed circuit board back printed for foolproof construction.
- ★ Fully comprehensive instructions and point-to-point wiring diagrams.
- ★ Car aerial socket.
- ★ Fully tunable over medium and long wave. 168-535 metres and 1250-2000 metres.
- ★ All components ferrite rod and tuning assembly mount on printed board.
- ★ 5" P.M. speaker.
- ★ Parts list and circuit diagram 2/6, free with parts.

RADIO & TV COMPONENTS (ACTON) LTD.

21C HIGH STREET, ACTON, LONDON, W3

OPEN 9 a.m.—6 p.m. INCLUDING SATS. EARLY CLOSING WED. GOODS NOT DESPATCHED OUTSIDE U.K. TERMS C.W.O.

All enquiries stamped addressed envelope

All orders by post to be sent to our Acton address 323 EDGWARE ROAD, LONDON W2

Personal shoppers only. Early closing Thursday.



10 GNS WRAPS UP YOUR SPEAKER PROBLEMS

with Wharfedale's Unit 3 Speaker kit

Wharfedale have designed a new genuine high fidelity system that *you can build yourself*. With the Unit 3 Kit you get: an 8" speaker (with a magnetic field of 12,000 oersteds) which covers the bass and middle ranges; the new Wharfedale tweeter with acoustiprene dome; an electrical cross-over unit; acoustic wadding, wiring, etc., and a complete assembly instruction leaflet, in

fact, everything you need to build a compact speaker system.

You can build the Unit 3 Kit into one of two cabinet sizes. In the smaller cabinet the system will give a faithful and rich reproduction of all musical sounds from 65 - 17,000 Hz. The larger cabinet increases the range from 40 - 17,000 Hz.



RANK WHARFEDALE LTD., IDLE, BRADFORD, YORKSHIRE.



PRACTICAL WIRELESS

VOL 44 No 2

issue 736

JUNE 1968

TOPIC OF THE MONTH

Edward in Wonderland

JUST WHAT *is* happening to the GPO these days? It seems to be fast sinking into a kind of dream world, with the PMG, Mr. Edward Short, playing Alice.

The latest case of midsummer madness appears to have been stimulated by pressure from an M.P. (Mr. George Wallace) for an extension of facilities in the "B" licence conditions. As a result, Mr. Edward Short announced that holders of "B" licences will soon be allowed to use the 144-146Mc/s band in addition to the existing 427Mc/s band.

OK, nothing objectionable here. But—out of the blue and to the great surprise of everyone—the PMG announced at the same time that he is to introduce a new "Beginner's Licence" in the autumn. What frequencies? What power? What conditions? What limitations? What facilities? What—to come down to it—is it all in aid of?

You may well ask. Nobody knows. The announcement came as a complete surprise to the R.S.G.B., who were not even consulted on the issue. And we would lay odds that the Radio Services Branch of the GPO knew no more about it.

The whole episode is highly unsatisfactory to everyone. The only conclusion one can arrive at is that the PMG sprang this one out of the hat (and seemingly on the spur of the moment) without even consulting the departments and society responsible for devising and maintaining the laws of amateur radio.

For in effect Mr. Short has proclaimed: "In the autumn, we are to introduce a new amateur licence for beginners. In the meantime, we are going to work out what it's all about." Legislation by White Paper we have seen and deplored. Now it seems we are to have legislation by casual announcement. Pragmatism has struck amateur radio.

Let us wish those now faced with the task of sorting out the details the very best of British luck, for they are certainly going to need it!

W. N. STEVENS—*Editor.*

Following the Government reshuffle, which took place after the above leader was written, the new PMG is Mr. Roy Mason. Our comments, however, remain valid.

NEWS AND COMMENT

Leader	95
News and Comment	96
CQ! CQ! CQ!	100
Physics Exhibition 1968	104
Your Questions Answered	106
Practically Wireless <i>by Henry</i>	119
Letters to the Editor	122
On the Short Waves <i>by Christopher Danpure and David Gibson, G3JDG</i>	131

CONSTRUCTIONAL

Simple Receivers for Beginners <i>by T. Simon</i>	98
Integrated Circuit Preamplifier <i>by Leslie McNamara, B.Sc.</i>	102
Experimental Transistor Millivoltmeter <i>by Peter Williams, B.Sc.</i>	116
The "Clubman" Part 6 <i>by J. Thornton-Lawrence, GW3JGA</i>	124
The 'Ten-Fifty' Transmitter <i>by A. S. Carpenter, G3TYJ</i>	135

OTHER FEATURES

Adaptable Low Cost Hi-Fi System Further notes <i>by W. Cameron</i>	101
Repairing Radio Sets, Part 3 <i>by Gordon J. King</i>	109
Five Steps to Hi-Fi, Part 2 <i>by Iain Smith</i>	120

JULY ISSUE WILL BE PUBLISHED ON JUNE 7th

All correspondence intended for the Editor should be addressed to: The Editor, "Practical Wireless", George Newnes Ltd., Tower House, Southampton Street, London, W.C.2. Phone: TEMple Bar 4363. Telegrams: Newnes Rand London. Subscription rates, including postage: 36s. per year to any part of the world. © George Newnes Ltd., 1968. Copyright in all drawings, photographs and articles published in "Practical Wireless" is specifically reserved throughout the countries signatory to the Berne Convention and the U.S.A. Reproductions or imitations of any of these are therefore expressly forbidden.

NEWS AND COMMENT...

ULTRA INTRODUCE AUDIO AMPLIFIERS

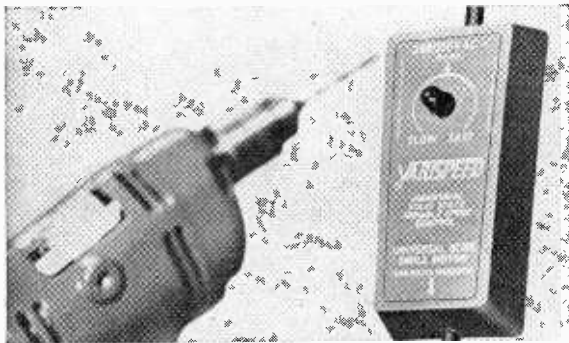


Ultra Electronics Limited (UEL), Western Avenue, London, W3, England, announce a new range of solid state audio amplifiers, providing outputs of 10W, 25W, and 50W.

The 10W general purpose amplifier, type TA10 (illustrated), has been introduced to meet the growing number of small P.A. and sound reinforcement applications in industry and commerce. The unit accepts three inputs, two low impedance microphones, plus music with full mixing facilities. Outputs are provided for both low and high impedance speaker systems.

The 25W and 50W amplifiers accept five inputs, four microphones and one music, plus full mixing and tone control facilities. These two units also incorporate priority override facilities if required.

ELECTRONIC SPEED CONTROL

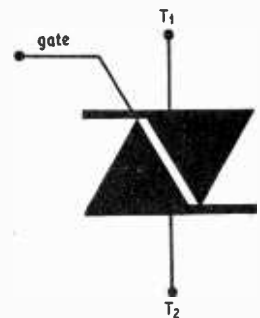


M. & J. Supplies & Sales have recently introduced a new low cost electronic drill speed controller, Vari-speed. It is housed in a robust unbreakable polypropylene case measuring $5 \times 2\frac{1}{2} \times 2$ in. It operates on standard 220/250V a.c. household supplies and, the makers claim, is suitable for all standard power drills with a chuck capacity of up to $\frac{3}{8}$ in. The Vari-speed incorporates advanced type thyristors, and provides smooth precise control from zero to full drill speed without loss of power, at the turn of a knob, claim the makers.

The Vari-speed is completely safe and is supplied with easy-to-follow instructions. It is guaranteed for twelve months and is available from M. & J. Supplies Ltd., 30/40 Dalling Road, Hammersmith, London W.6, priced at 39s. 6d. plus p.p. 2s. 6d. or write for a fully descriptive leaflet.

WESTINGHOUSE TRIAC

TRIAC (from TRIode A.C. switch) is a semiconductor device which can block voltage in either direction, be triggered on in either direction by positive or negative gate signals and can, therefore, conduct current in either direction. This single device can then be compared to an inverse parallel connected pair of thyristors.



Up to its rated blocking voltage the triac blocks in both directions and only a small leakage current flows. If the applied voltage exceeds the rated blocking voltage the device will turn on without gate signal. Because this effect occurs in both directions the triac is self-protecting against high voltage transients and will merely turn on, remaining undamaged provided the load current and the rate of rise of current are within the triac capability.

The triac is triggered by applying either positive or negative pulses between gate and terminal T1, which removes that region of the V-I characteristic between open gate breakover and conduction in either direction so that the characteristic becomes essentially that of a diode rectifier.

TEACHING MORSE

A London company that can teach anyone to touch type in 12 hours is developing a revolutionary method for teaching Morse code. If all goes well, it may be possible later this year to learn Morse up to Radio Amateur Examination requirements with only a few hours training.

Based on a technique similar to that successfully used to teach thousands of people to touch type, Sight and Sound of Oxford Street are confident that they will be able to teach Morse far quicker than by conventional means.

Development work is at an advanced stage using a visual signal board containing all the letters of the alphabet, numbers and punctuation, which flashes pulses of light from each character representing the Morse.

NEW LICENCE FOR RADIO AMATEURS

Two changes in amateur radio licensing arrangements were announced in Parliament by the Postmaster-General, the Rt. Hon. Edward Short, M.P.

A new "Beginners" licence is to be introduced in the autumn. The details of this licence have not yet been settled, but its purpose is to encourage interest in radio in people (especially young people) who have not yet reached the standards of qualification needed for a full "A" or "B" licence.

Holders of the Amateur (Sound) Licence "B" (for which Morse qualifications are not required) have now been authorised to operate in the frequency band 144-146Mc/s. Hitherto, amateurs wishing to use any band below 427Mc/s have had to obtain "A" licences, for which a Morse test is necessary.

NEWS AND COMMENT...

LASERS AND SPEEDOS

Among the many developments to be introduced at the Instruments, Electronics and Automation Exhibition held at Olympia, May 13th-18th, is a new American laser memory for computers. It can not only store massive amounts of information—645 million items of digital data on a square inch of tape—but can accept information at the formidable speed of 12 million binary digits a second. A laser with a finely focused beam "burns" minute holes in the tape surface. These holes can be detected by a second laser reading beam.

Another new application of electronics is an easy-to-read car speedometer which presents the road speed in digits. There is no needle; the speed appears in inch-high numerals. The development has been made possible by the use of microcircuitry. A tiny silicon chip, carrying the equivalent of 300 transistors, is used. This is a standard production component and the speedometer circuit in fact uses only three-quarters of its capability. But, by using a microcircuit already in production, the cost of the speedometer is kept to a minimum. The producers, General Instrument (UK) Ltd., say that it is already comparative in cost to conventional electronic instruments and could well compete in price with mechanical speedometers in a year's time.

ST. DUNSTAN'S ON THE AIR

War-blinded amateur radio operators met for their annual airing of the callsign GB3STD at St. Dunstan's, Ovingdean, near Brighton, on March 22-24th.

While the modern s.s.b. station was on the air busily making contacts with other amateurs all over the world, everyone was asking the same question—would they be able to contact Miss Iris de Reuck, ZS2PY, in Port Elizabeth, South Africa? Miss de Reuck is St. Dunstan's only blinded girl radio ham, and last year she opened the conference—by radio! The photograph shows war-blinded, former Marine Commando, John "Tiny" Pointon, G3MTX, on the mike.

The interesting menu included lectures by R. J. Hughes (R.S.G.B.) on transmitters and receivers for beginners, and Dr. R. G. Manton (BBC Aerial and




Planning Dept.) on aerials.

Verdict was—a very successful weekend, and a special vote of thanks to the four 30 foot antennas on the roof who did such a grand job of squirting the r.f. in just the right places.

If you know someone who is blind, why not nip round and read this out to them. They'd appreciate it, and you never know, you might be responsible for giving another blind person an interest. Oh yes—they did work Iris in Port Elizabeth; well done both stations.

GOONHILLY AERIAL No. 2




Post Office engineers report encouraging progress with the construction of Aerial No. 2, which is now taking shape as a recognisable structure on the skyline near the existing aerial at the Goonhilly Earth Station in Cornwall.

The 75½ ft. radius, 340 ft. long track, running from 66° to 326° E. of N. has been laid and levelled. Some 200 tons of steel have so far been used in the construction of the aerial base structure, which is mounted on a large centre pivot and a pair of bogies which run on the azimuth track. The 25½ ft. long screw, weighing about 30 tons, required for the elevation drive, has been landed on the base structure and the four elevation bearings positioned on the massive cross beam. Work is also proceeding on cladding the base structure to provide apparatus rooms for the sophisticated equipments required for a commercially orientated earth station.

Manufacture of most of the telecommunications equipment, including the operational control console, is nearing completion and the British manufactured equipment is now undergoing the initial phases of system testing at the contractors' works. Meanwhile, at the works of an Ipswich contractor, the fabrication of the 90 ft. reflector with its large backing structure and stainless steel plated petals proceeds. The weight on the elevation bearings, including that due to the counterbalance weights, is expected to be some 300 tons.

The aerial is required to work to an improved type of synchronous satellite positioned over the Atlantic Ocean later this year, thus releasing the first Goonhilly aerial from operational duty. The first aerial will then be equipped to work to an Indian Ocean satellite in 1969.

3 SIMPLE RECEIVERS FOR Beginners



ONE TRANSISTOR

NUMBER ONE . . . in a brand new series of articles describing the design and construction of simple single-band receivers suitable for the novice. This month's set uses only one transistor in a reflex circuit suitable for the medium waveband.


THERE are many people who would like to build a small uncomplicated radio receiver but begin to pale at the sight of several stages of transistor or valve circuitry together with numerous other components. Valve equipment has the disadvantage for the beginner of requiring a power supply, which adds to the cost, coupled with the increased hazard of getting a shock. All things considered, perhaps the best "first project" would be a simple transistor receiver capable of covering the medium waveband. It should be devoid of complicated switching and fairly simple and straight forward, both in circuit and construction. If you think along these lines and you would like to build a small set, perhaps for the bedside or even for a youngster, then the following circuit is recommended.

The receiver uses only one transistor and two diodes all of which are easily obtainable from a number of advertisers in this magazine, and they are very cheap too. The voltage required to power the set is nominally 8.4 volts obtained from a special Mallory battery. This battery is more expensive than the usual type used but will last very much longer. An ordinary PP3 or equivalent may be used which has a fractionally higher voltage—9 volts.

Circuitry

Figure 1 shows the circuit of the complete receiver. The signal is tuned in by VC1 in conjunction with L1—one of the windings on the small ferrite rod. A small secondary winding L2 is necessary to couple the signal developed to the base of Tr1. This small winding is required because the impedance of the tuned circuit VC1/L1 is a high impedance which is what L2 provides. The two resistors R1/R2 supply the base of Tr1 with bias.

After amplification at radio frequency by Tr1 the signal arrives at Tr1 collector. It cannot travel up to the phones terminal because of the high impedance offered by the tuned circuit C2/L3. It therefore travels through C3 to the two diodes. These detect the signal and D1 feeds this (now an audio signal) back again to the base of Tr1. The transistor now amplifies the signal again, this time at audio fre-



By T. SIMON

quency and it again appears in amplified form at the collector. The tuned circuit C2/L3, although presenting a high impedance to radio frequencies only has a very low impedance at audio frequencies and thus the audio signal is allowed to pass unhindered to the phones.

Decoupling

In some circuits you will see a large value (10–100 μ F) wired from the positive line to earth in order to bypass any signals which might find their way onto the positive line and thus modulate the power supply—a most undesirable feature. In the

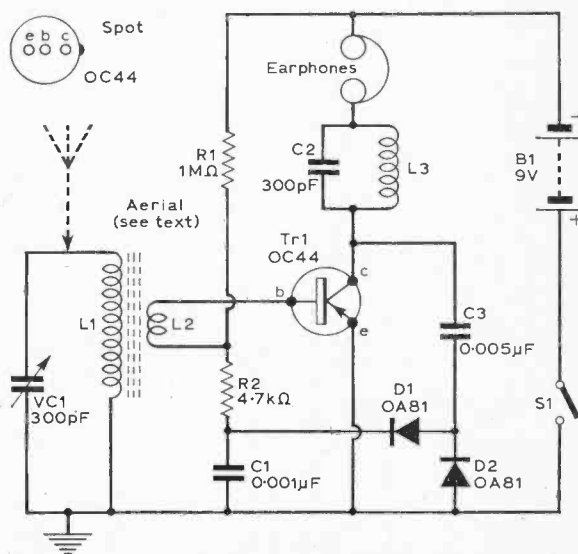


Fig. 1: Circuit diagram of the receiver.

circuit of Fig. 1 such a capacitor was not found necessary though if trouble were experienced, it would be very easy to wire one in. A value of $100\mu\text{F}$ would be suitable and a midget electrolytic type of 12 volt working would be satisfactory. If you do find this necessary, note that the electrolytic must be wired in the right way round. The positive end is usually marked but if you are in any doubt, ask your supplier which end is which and mark it accordingly.

Construction

First, obtain a small piece of veroboard $1\frac{1}{4} \times 1\frac{1}{2}$ in. The piece used in the prototype has holes 0.04 in. diameter but the veroboard with the larger diameter holes will suit equally well if it is found easier to obtain.

Mark out and drill the three holes for the variable capacitor VC1 and mount this with the aid of two 6BA bolts. These should not be longer than $\frac{5}{16}$ in. from the underside of the head to the end of the protruding thread. If they are made any longer, they could easily push right through into the capacitor itself and damage the plates inside. If it is necessary to cut the existing bolts down to size, thread a nut onto the bolt first, cut the excess length off with a fretsaw fitted with a metal cutting blade, and gently unscrew the nut. This will re-form the end of the bolt and remove any burr. If this is not done, the burr could cause the bolt to seize up and enter the threaded holes on the tuning capacitor at an angle and could ruin the thread.

The coil L3 is a modified Osrom QHF5 with the top winding removed. This is easily done by cutting through the coil former gently with a fretsaw, but remove the core first. The two tags normally employed as terminals for this winding are used as anchor tags. It is quite in order to substitute a midget r.f. choke for this coil and C3 if one is to hand, but this will rob you of two convenient terminals for wiring up later on and also require a modification to suit in mounting the choke.

Enlarge the four holes to accommodate the coil L3 with a 6BA clearance drill. This is slightly smaller than $\frac{1}{8}$ in. in diameter. The coil tags will fit easily into the holes indicated and L3 is held in place by slightly bending these tags over on the reverse side of the board. When soldered connections are made to these tags, this will further help to hold the coil onto the board.

Mount the remaining small components, including the two diodes, onto the board by bending their wire ends at right angles to their bodies and inserting these wires into the relevant holes. Soldering up may now commence, the only two components not on the board are the transistor, which is soldered last of all, and the ferrite rod and its two coils. Note that C2 is soldered to the top tags of the coil "above chassis", and that C3 is wired in "below chassis" as shown in Figs. 3 and 4.

Winding L1/L2

Obtain a piece of ferrite rod $1\frac{1}{4}$ in. long and $\frac{3}{8}$ in. diameter. If a longer piece is bought this can be "cut" to size by scoring the ferrite at $1\frac{1}{4}$ in. from one end. Place the rod in the vice at the scored mark, and tap the rod sharply with a hammer, whereupon the rod will break at the score mark.

Wind on close wound turns of 24 s.w.g. enamelled

copper wire until the rod is full i.e., as many turns as possible. These may be secured with a scrap of insulating tape at each end. Now wind four turns of the same gauge wire over the centre of the first winding again making these turns close wound and twist the two free ends together. The two free ends of the first winding may now be twisted together.

The ferrite rod is held to the veroboard with glue. Small strips of polystyrene such as used for packing are cut to the length of the rod and the width of VC1 respectively. These are smeared with "Evo-Stik" and pressed onto the board and side of the capacitor VC1. Their exposed surface is now lightly smeared with the same glue and the ferrite rod pushed firmly into place and allowed to set. This particular glue will dissolve the polystyrene and thus the rod can be pushed well into it forming a good adhesion. The on/off switch is mounted in a similar

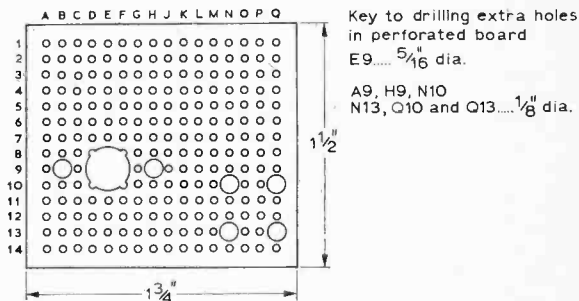


Fig. 2: Drilling details of the veroboard chassis.

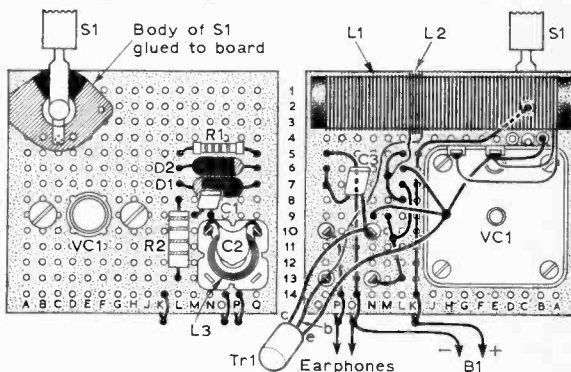


Fig. 3 (left): Layout of components on upper side of veroboard.

Fig. 4 (right): Wiring of the other side of the veroboard.

fashion with the aid of small pieces of polystyrene and glue. The small terminals will fit exactly into the holes on the veroboard and protrude through for soldering. Allow the glue to set well before using the switch.

Completion

Wire the coil into the circuit and note that one wire of the coupling winding (L2) goes to a spare unused tag on the coil L3.

Lastly, wire in the transistor using a pair of long-nosed pliers as a heat shunt. Three "take-off" points are made for the headphones and earth by looping wires through the last holes on the board as shown in Figs. 3 and 4.

Check all wiring thoroughly to ensure no mistakes. This applies particularly to the transistor and the

two diodes where confusion could easily arise. In the original receiver, the diodes were selected for their different appearance to avoid confusion when wiring up as to which one was D1 and which was D2.


Testing

Connect a pair of high resistance headphones to the appropriate tags on the board. Connect the battery leads ensuring correct polarity—check once again, just to make sure. Switch on and swing the tuning capacitor from max. to min.

If you are in an area of good signal strength the ferrite rod will provide sufficient pickup without an aerial or earth. If this is not the case, connect an earth lead to one terminal of VC1 and an aerial to the other as indicated in Fig. 1. It is probable that two stations will be received, Radio 1 and Radio 4 in the London area.

Conclusion

This little receiver will give hours of pleasure and cost very little to run since battery drain is very low, less than two milliamperes. A suitable case could be made from plastic or thin wood if required and details are left to individual taste. In the event of a case being used, the spindle of the tuning capacitor will prove too short to protrude through to allow a knob to be fitted. In this instance, a small extension coupling could be fitted to VC1 spindle.



The photograph shows the wiring on the "underside" of the veroboard. Note that the transistor and the capacitor C3 are wired in on this side of the veroboard.

★ components list

Resistors:	Semiconductors:
R1 1MΩ	Tr1 OC44
R2 4.7kΩ	D1 OA81
	D2 OA81
Capacitors:	Coils:
C1 0.001μF	L1 } See text
C2 300pF	L2 }
C3 0.005μF	L3 Osmor
VC1 300pF Jackson Ditecon	QHF5
Miscellaneous:	
Ferrite rod 1 3/4 x 3/8 in.; 24 s.w.g. enam. copper wire; veroboard 1 3/4 x 1 in.; miniature switch (Henry's Radio); battery—Mallory TR146; high resistance headphones (2,000Ω); two 6BA bolts; Evo-Stik glue; scraps of polystyrene; wire; solder etc.	

An OC171 could be used in place of the OC44 specified, the only minor circuit modification would be to take the screen lead from the OC171 to the positive or earth line.

Various other r.f. types were tested in the prototype, making adjustments where necessary, however, the type specified has the advantage of being easily obtainable and at a very reasonable price. Some n-p-n types were tested and worked, but it is not recommended that this be done since various polarities must be reversed, and the arrangement offered no great improvement in performance over the humble OC44.

This set will not have super sensitivity nor compare with the more advanced type of t.r.f. receiver and superhet, but it should receive local stations in most areas with the aid of an aerial.

NUMBER TWO . . . in next month's Practical Wireless—
a two-transistor receiver using even fewer components. Circuitry, photographs and full constructional details.

CQ! CQ! CQ! CQ! CQ! CQ!

WANTED

- . . . circuit for a transistorised converter giving 230-250V, 50c/s and at least 60 watts from 12 volt input.—J. Ross, 5 Vulcan Crescent, North Hykeham, Lincs.
- . . . wanted for Halicrafters S27—circuit diagram, acorn valve holders, mains transformer ratings.—J. Sartorius, 35 Lingham Lane, Moreton, Wirral, Cheshire.
- . . . record/playback head for a Walter 101 tape recorder.—A. Holmwood, 8 Dock Street, Pembroke Dock, Pembro.
- . . . issues of *Practical Television* January-December 1962, 1963, 1964, 1965 (except April), 1966, and July, September, October, November, December, 1961.—L. Huxton, 187 Drake's Drive, St. Albans, Herts.
- . . . issues of *Practical Wireless* March, June, September, 1965; March, May, November, December, 1966; January-December, 1967.—I. Nicholls, 15a Iverson Road, Kilburn, London, N.W.6.
- . . . two optical units from projection television complete with focus and scanning coils, three e.h.t. units complete with three field and line output transformers.—C. Jervis, 32 Moat House Lane East, Wednesfield, Staffs.
- . . . handbook for B40 receiver.—R. Hooper, 206 Teignmouth Road, Torquay, Devon.
- . . . numerous copies of *Practical Wireless* and *Practical Television*, personal collection only.—J. Foy, 101 Sandringham Road, Birmingham 22B.
- . . . manual for TCS receiver.—L. Levell, Popes Hill, Newham, Glos.
- . . . issues of *Practical Wireless* 1951-1966.—L. Levell, Popes Hill, Newham, Glos.
- . . . copy of October 1965 *Practical Wireless*.—H. McConnel, Blackyett, Kirtlebridge, nr. Lockerbie, Dumfriesshire.
- . . . issues of *Practical Wireless*—July, August, September, November 1966 and June, July, August 1967.—J. Riggs, 139 Broad Lane, Rochdale, Lancs.
- . . . manual or circuit diagram of receiver type P58 (300-650Mc/s).—R. Hayward, "Sunnyfields", Lighthouse Road, St. Margaret's Bay, Kent.
- . . . with anybody my own age (16½), interested in s.w.l., radios and fishing.—R. Russell, Stanley House, Wellington College, Crowthorne, Berks.
- . . . *Practical Wireless* January 1958 and April 1959.—D. Barron, 77 Naworth Drive, Newcastle upon Tyne.
- . . . *Practical Wireless* July 1963 for information on Signal Injector.—W. Fell, 77 James Street, Frenchwood, Preston, Lancs.
- . . . *Practical Wireless* March 1965.—R. Sharpe, 99 Halcyon Road, Newton Abbot, Devon.
- . . . circuit of a 100-watt amplifier using 807's, KT88's or EL34's etc.—P. Watson, "Ferriea", Latimer Road, Alvechurch, nr. Birmingham.
- . . . *Practical Wireless* March and April 1966.—B. Dunn, 8 Lancaster Drive, Clayton-le-Moors, Accrington, Lancs.
- . . . tapespond with anyone my own age (15), interested in amateur radio. My machine is a cassette 1 1/2 i.p.s.—J. Stewart, 8 Smerled Avenue, Paisley, Renfrewshire, Scotland.
- . . . adding an "S" meter to the R107 receiver.—M. Howarth, 4 Spencer Street, Burnley, Lancs.
- . . . *Practical Wireless* October 1964 containing article on the "Spectreophon".—P.O. Wilmer, C. J., Officers' Mess, R.A.F. Leeming, Northallerton, Yorks.
- . . . correspond with someone my own age (12), interested in simple radio and wireless.—R. Walker, 72 Rutland Avenue, Nuneaton, Warwickshire.
- . . . help and advice regarding construction to save another set from the dustman.—I. Murray, 77 Heath Lane, Upper Hale, Farnham, Surrey.
- . . . tapespondant my own age (14), interested in s.w. amateur radio, and who has a receiver. My T/R is a Ferguson 3224 two-track 3 1/2 i.p.s.
- . . . *Practical Wireless*—over a hundred copies from 1957-1968.—A. Starreveld, 127 Welldon Crescent, Harrow, Middx.
- . . . February 1965 issue of *Practical Television* and January 1967 issue of *Practical Wireless*. Also any details of converting televisions into oscilloscopes.—M. Davies, Beechcroft, Northwood, Wem, Salop.
- . . . circuitry (buy or borrow) for a high quality monophonic amplifier with an output from 30 to 70 watts.—D. Brown, Electronics Society, Lymm Grammar School, Oughtington Lane, Lymm, Cheshire.
- . . . correspondence with anyone interested in short wave listening, and hi-fi (I am thirteen years old).—A. Cockerill, 23 Cortina Avenue, High Barnes, Sunderland, Co. Durham.
- . . . Issues containing mods to the 19 set *Practical Wireless*, March to April 1966.—C. Guellard, 121 Heol-y-Frenhines, Bridgend, Glamorgan.
- . . . *Practical Wireless* October and November 1963.—A. Hearey, 8c Moveen House, Benmore Drive, Belfast.

ADAPTABLE hi-fi SYSTEM

LOW COST

W. CAMERON

The author discusses some of the points arising from readers queries on his hi-fi system, that appeared recently, as a series of articles in this magazine (December 1967—March 1968)

BECAUSE of the wide interest shown in his recent series of articles, the author has selected the most frequent or interesting queries from readers with his answers to them, for the benefit of others who may be interested in exploring the possibilities of increasing the versatility of the amplifier.

Tape facilities

An additional socket may be fitted to provide an output for "Record", and connected via a resistor to the positive side of C3 (Fig. 1). The resistor will be typically 470k Ω , but can be between 100k Ω and 1M Ω , the actual value chosen to give a suitable output level for the particular tape recorder.

This will provide a fixed output, unaffected by the volume control in the amplifier.

The "Aux" input can be used for playback if a suitable series resistor is fitted. This should be chosen so that the tape recorder does not overload the amplifier. The value of resistor will be between 100k Ω and 1M Ω , depending on the output level from the recorder.

Low output cartridges

The amplifier as it is, has just not sufficient gain to give full output when ceramic cartridges with an output less than 100mv/c are used. However, a substantial increase in gain can be made by reducing R5 to 4.7 Ω or even 2 Ω . A further increase may be obtained by reducing R6a to 330 Ω .

Alternative transistors

It was advised earlier in the article that transistors Tr1 to Tr4 should be of the specified types. More recent tests have shown, however, that the amplifier gives identical results when other transistors are used as follows:

For driver 2G371, use OC81D or OC71 } LFK3
for o/p pair 2G381 use OC81 or AC128 } Pack
2G339 use AC127

The pre-driver can be either a 2G371 or OC71. A guide to approximate voltage readings in the driver amplifier is given in the table opposite.

Higher output power

Higher voltages may be used on the output transistors to provide a higher power output.

Voltages up to a maximum of 60V can be used (i.e. 30V negative and 30V positive with respect to common).

Sufficient drive is available from the driver amplifier, to drive the output stage to about 30W into 15 Ω or 45W into 7 Ω , when the total h.t. across the output pair of transistors Tr5 and 6 is 60V. R19 and R20 should then be 0.75 Ω , R14 and R15, 500 Ω 5W, R15 and R17, 3.3 Ω half watt, and R18, 330 Ω 1W.

R5 in the driver amplifier should be reduced in value to 2.2 Ω .

The supply voltage to the driver amplifier must remain at 12V max, and this can conveniently be obtained via a voltage regulator from the negative supply line. A suggested regulator circuit is shown (Fig. 2).

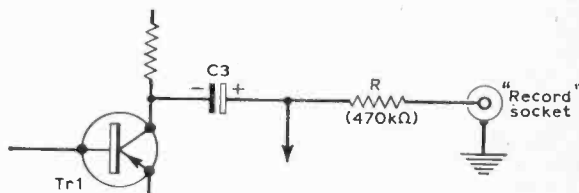


Fig. 1: An output for "Record" can be taken from the positive side of C3 via R.

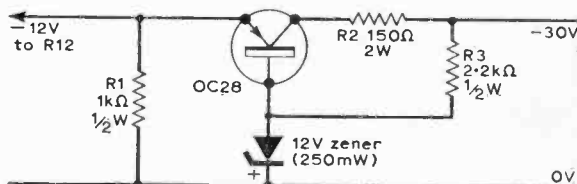


Fig. 2: A small heat sink is required for the OC28. The resistor R2 avoids unnecessary dissipation in the OC28.

TABLE

Voltage	E	B	C
Tr1a	0.35	0.5	0.8
Tr1	0.65	0.8	4.0
Tr2	0.1	0.3	5.7
Tr3	6.0	6.1	12.0
Tr4	5.8	5.75	0

Approx. voltage readings. Driver amplifier h.t. supply 12 volts. Measured with 20,000 Ω /V meter.

Integrated Circuit Preamplifier

LESLIE McNAMARA B.Sc.



REGULAR readers of this magazine will be familiar with the recent developments in integrated circuitry, and not a few will have introduced themselves to these devices through one or other of the published practical projects.

All will appreciate that a particular circuit can be marketed at an attractive price only if the manufacturer can reasonably expect to spread the cost of designing and tooling up for that type over a large number of units sold. The amateur electronics market, of course, is much too small to justify such an investment, so that we can expect to be offered only types which are already an economic proposition on other grounds, such as industrial or military applications for the same design. If really large orders for a special type are not available, the supplier's only hope is to produce units which are sufficiently flexible as to permit the same unit to operate effectively in a variety of applications.

The device to be described takes this line of reasoning to its ultimate extreme, and in fact it will be seen from the approach to the successful application to be described that opportunities for its use are limited only by the resourcefulness of its users.

The unit is the R.C.A. type CA3018 Multiple Transistor Array, containing four epitaxially diffused n-p-n silicon transistors in a single monolithic chip, and supplied in a 12-lead package to TO-5 standard specifications. All four transistors are electrically identical; two are completely independent, but as the substrate (the silicon base into which the transistor junctions are diffused) requires an earth connection, for a reason to be explained later, only five terminals are available for the other two transistors, so they appear as a "super-alpha pair", with the emitter of Tr3 and Tr4 base, taken to a common terminal.

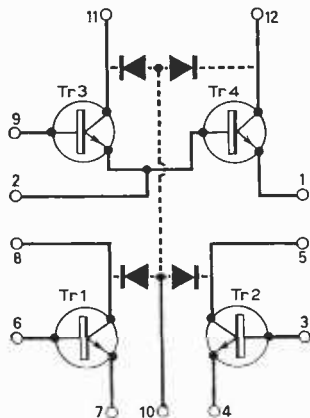


Fig. 1: Circuit diagram of the CA3018 integrated circuit.

Since the transistors are fabricated by the epitaxial diffusion technique, their high frequency performance is extremely good, extending up to 200Mc/s, while as silicon units, they can function at higher temperatures than germanium types, with consequent higher dissipations. However, all are n-p-n varieties, so that if there is a requirement for complementary circuitry, external p-n-p units must be added. Further, due to the method of manufacture, there are effectively diode junctions between the transistor collectors and the substrate; in practical circuits these are rendered inoperative, since the earth connection to the substrate, already mentioned, applies a reverse bias to these junctions. It is therefore evident that the designer has taken pains to eliminate any undesirable side effects of the fabrication process. In transistors Tr1, Tr2 and Tr4, he has even arranged the internal emitter leads to screen the bases from the collectors of the transistors, so reducing to a minimum stray capacitive feedback between input and output circuits; in a similar fashion the substrate lead shields the base from the collector of Tr3. These precautions maintain the stability of the unit in high-frequency high-gain amplifiers.

In any application for which transistors of closely matched performance are required, the CA3018 is particularly useful, since its elements are fabricated side by side in the same chip of silicon under the same conditions. They will, therefore, be closer than even the most carefully selected discrete transistors, and furthermore in operation will be subjected to identical thermal and other effects which can force even closely matched transistors to drift apart. These features are attractive in differential amplifiers, or in v.h.f. applications.

Preamplifier Details

To introduce this unit to readers it was decided to develop a version of a previously investigated and developed circuit; application of the same technique to other situations would presumably have equally satisfactory results, and a few particularly promising circuits are mentioned. The application worked out in detail is a high impedance preamplifier, the original of which was described by F. L. Thurston in P.W., Jan. 1967. Readers are referred to that article for a full description of the method of operation of the circuit, as a bare minimum of details are repeated here for the understanding of the modified version.

Mr. Thurston explained the limitations placed on the performance of crystal microphones in transistorised circuits by the generally much lower input impedance of the solid state amplifier which fails to

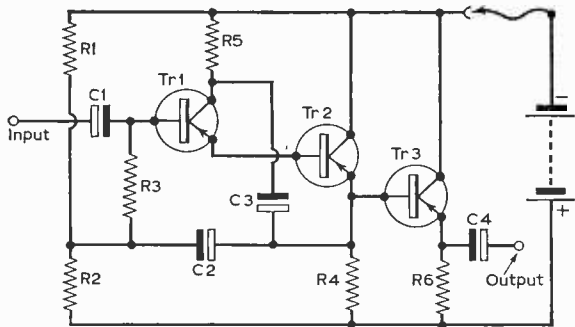


Fig. 2: Circuit diagram of the sub-miniature high impedance amplifier (Practical Wireless Jan. 1967).

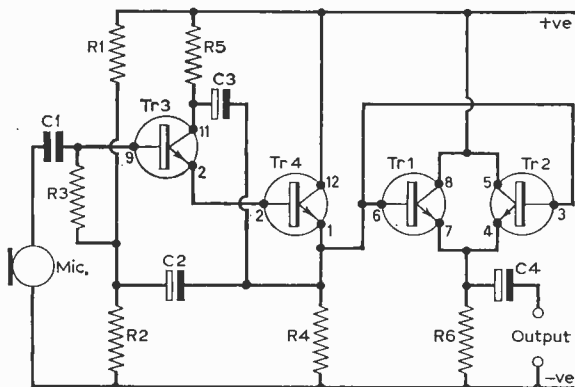


Fig. 3: Integrated circuit version of the high impedance sub-miniature amplifier (preamplifier).

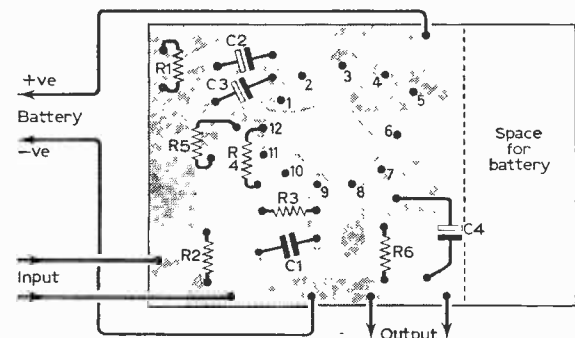


Fig. 4: Printed circuit layout for the sub-miniature amplifier (preamplifier).

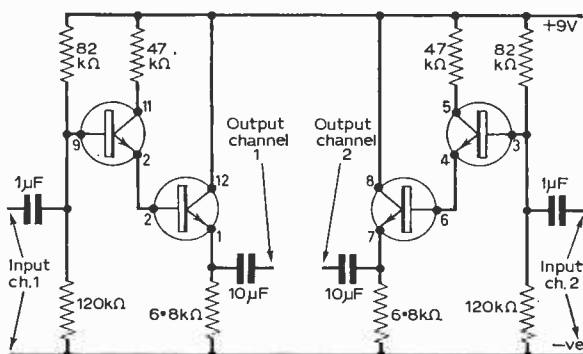


Fig. 5: A twin super-alpha circuit suitable for providing a better match for the two channels of a stereo record player.

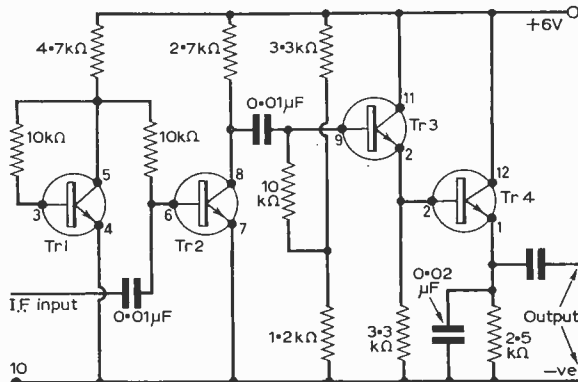


Fig. 6: An untuned final amplifier and detector stage for a.m. radio applications. Selectivity would be provided by earlier tuned transformers.

★ components list (Fig. 3)

Resistors:	
R1	100kΩ
R2	150kΩ
R3	330kΩ
R4	10kΩ
R5	47kΩ
R6	4.7kΩ

Capacitors:	
C1	0.1μF miniature
C2	2μF to 30μF
C3	2μF to 30μF
C4	30μF

Integrated Circuit CA3018 (RCA Great Britain Ltd., Lincoln Way, Windmill Rd., Sunbury-on-Thames, Middlesex.)

match the high output impedance of the microphone. Even an emitter follower is marginally effective with some microphones, and the article went on to describe the result of "bootstrapping" a circuit of this type to increase its impedance still further, to a value of several megohms, quite sufficient for any amateur purposes. In turn, this was followed by an emitter follower output stage to eliminate the possibility of an external load shunting the output impedance of the preamp and losing effectiveness by mismatching at that point. Fig. 2 is a reprint of Mr. Thurston's original circuit diagram, in which these features are evident. Comparing that with Fig. 3, the integrated circuit development, it is obvious that Tr3 and Tr4, the super alpha pair in the I.C. are ideally arranged to replace Tr1 and Tr2 in the discrete arrangement. The availability of two closely matched separate transistors, Tr1 and Tr2 can then be exploited to reduce further the output impedance of the system by parallel operation, replacing Tr3 of Fig. 2.

Both circuits are illustrated to avoid any confusion between them, and so that their differences as well as their similarities will be evident. The chief of these is that due to the opposite polarity of the transistors fabricated in the CA3018, the battery polarity and that of each one of the electrolytic capacitors in the circuit also must be reversed.

It is unnecessary to repeat the details of construction and operation of units such as this, which follow established practice familiar to readers; Fig. 4 shows

—continued on page 115

THE PHYSICS EXHIBITION

1968

ALEXANDRA PALACE

THE world of the physicist is indeed a fascinating one, and at the 1968 Physics Exhibition I was privileged to enter this precision fairyland. Here, the English language becomes confusing as such terms as Lenticular Stereogram are cheerfully bandied about. There was a YIG on show, and a modulated one at that. A portable laser was offered as was a 60kV multiple arc low inductance spark gap—just the thing for local broadcasting!

A glance around this exhibition soon indicated quite clearly how the sharp divisions between the various professions are fast diffusing, and in many cases it is difficult, if not impossible, to determine where Chemistry and Physics ends and Electronics begins. The pace of research is accelerating at such a rate that speculation about next year's exhibits becomes nothing more than an educated guess.

Afraid of the dark? For some exhibitors darkness doesn't exist and even if it does there's no problem.

EMI Electronics Ltd., displayed their photomultiplier type 9740. This is a production model of a photomultiplier originally intended for nuclear applications, which could be used for modulated light detection in a modern communications system. It employs the crossed electric and magnetic field technique and produces an output pulse of some 20mA from a single electron at the input.

Also of interest from EMI is their Thermal Imaging Equipment. Here, the image or scene is scanned by mirrors and fed to a detector, which in turn feeds the display signal to the indicator. Since the wave length involved is in the micron-band region, i.e., infra-red, it doesn't matter if the scene is in daylight or total darkness. If you're thinking of knocking one up you should also know that the detection is done by indium antimonide detectors cooled to liquid air temperature by a Joule-Thomson cooler. No, you can't modify the frig!

English Electric Valve Co. Ltd. can really claim to see in the dark. Their Image Isocon can produce good television pictures when the photocathode illumination is only 10^{-4} ft. candles. Even when this

The E.M.I. 9740 photomultiplier which can produce an output pulse of 20mA from a single electron input.



Photograph of parked cars taken in sunlight by conventional means. Compare this with the same view shown at the foot of the page.

drops to 10^{-6} ft. candles, the makers claim that acceptable pictures are still obtainable. Certainly the one on show lived up to this claim. In the darkened room it was quite impossible to detect anything but the faintest outline of the scene, and this only after being in there for quite some time to allow the eye to adjust. However, outside, the scene was clearly displayed with great clarity and detail on the monitor screen.

Associated Semiconductor Manufacturers Ltd., is a joint Mullard/G.E.C. company responsible for the development and manufacture of Mullard semiconductors. Three items of interest, all connected with transistor devices. First—a technique called Ion-Implantation.

A semiconductor is first made very pure and then certain controlled amounts of impurity are added. It is often necessary to perform some of these processes at high temperatures. However, with Ion-Implantation, the dopant is ionised, and these ions accelerated to a high energy and then passed through a strong magnetic field to remove unwanted ion impurities. The "pure" ion beam then bombards the semiconductor surface through photo-engraved windows in an opaque mask. The implanted atoms

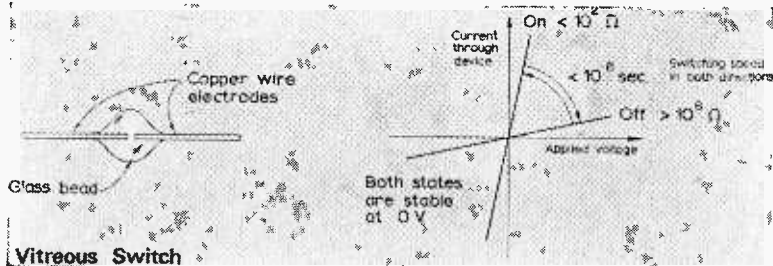


This is the result using thermal imaging equipment in total darkness—not even a moon!

occupy lattice sites and become electrically active.

By this method a very wide range of dopants, many of which cannot be thermally diffused, can be introduced into the semiconductor lattice. The process does not require the high temperatures of thermal diffusion and thus the number of unwanted impurities entering the crystal is limited. Work on this is also being carried out at the UKAEA at Harwell.

Both n-p-n bipolar transistors and p-channel MOST's can be fabricated on the same epitaxial material (on p-type substrate). The n-layer forms the bipolar collector region and the MOST substrate. A p-diffusion is used for the bi-polar base and



A simple bead of special glass capable of use as a memory store in computer applications.

the MOST source and drain regions. The bipolar emitter can be formed by a second n-diffusion. A gate oxide and metallisation are also added. By these means integrated circuits may be made which exploit the best characteristics of both devices, the MOST providing the high input resistance and the bipolar supplying the gain.

Some of the snags with the FET and MOST are low gain and the need to neutralise plus a limited power dissipation. Using a technique involving Silicon Nitride, A.S.M. Ltd., have produced a high power version which they call a MNST. It has a transconductance more than twice that of MOST equivalent, and with very good a.c. stability. One high power FET is claimed to have a gain of greater than 10dB, will supply 11 watts p-e-p of single sideband, and has intermodulation distortion products better than -30dB. These figures are all for 20Mc/s. Look out all you transistor-loving Hams, it looks like it's back to the old high-impedance valve type circuitry soon.

Electric Power Storage Ltd., displayed their truly remarkable fuel cells. Batteries convert chemical energy into electrical energy directly. However, conventional storage batteries cannot be used to produce electricity continuously because the active material in the electrodes undergoes chemical change and reversion by recharging. In batteries of fuel cells, the active material is in the form of a fuel continuously fed into the electrodes. Thus, with a continuous supply of the relevant fuel, these cells can generate power continuously and still retain the advantage of a higher efficiency compared with generating systems utilising internal combustion and steam turbines.

A cell $6 \times 6\frac{1}{2} \times 3\frac{1}{2}$ in. can deliver 100 amps at 0.55V, and cells of this type have operated continuously for over 12,000 hours. A battery comprising 63 such cells producing $3\frac{1}{2}$ kW, has been operating a truck at the company's laboratories for 2 years.

Want to build a sophisticated breathalyser? The Research Department of Anaesthetics, Royal College

of Surgeons might have a circuit for you. They're using a helium-neon laser with a YIG modulator to measure alcohol in the breath. Sorry—kits not available.

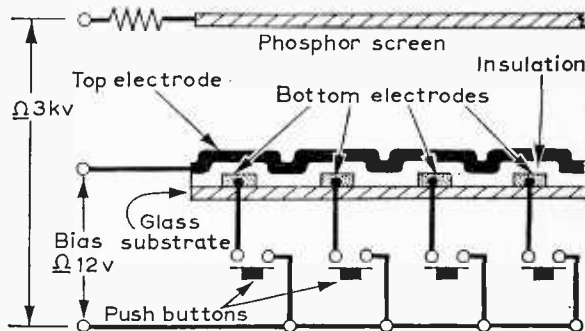
Most solid state electronic devices rely for their operation on the transport of electrons through a very pure, nearly perfect, single crystal. Interest has been revived recently, however, in the electrical properties of much less perfect material. In the limit, this class is represented by vitreous materials. Such materials are characterised by an absence of ordered arrangements extending over distances of more than two or three atomic diameters.

The device demonstrated by S.T.L. (Research)

comprised two thin wire metal electrodes separated by a thin layer of special glass which can be in either of two resistive states: an "off" state, with a resistance in excess of $10^8 \Omega$ and an "on" state with a resistance of less than $10^2 \Omega$. The device switches from the "off" to the "on" state when the terminal voltage exceeds a critical value, typically 20 volts. Switching from the "on" to the "off" state is effected by a steep-edged pulse from a low-impedance source. The switching in both directions is

better than 10^{-8} sec. In its application as a memory element, the device will retain information indefinitely, in open-circuit, short-circuit, or under load conditions. Read-out is not frequency limited, and is non-destructive. The size of the bead on show was about $3/32$ in. diameter.

Also, from S.T.L., comes a Cold-cathode Optical Display Panel. Basically, a bank of push-buttons was used, these being depressed in any desirable pattern.



Cold cathode optical unit shown by S.T.L.

This identical pattern was then immediately displayed on a small flat illuminated screen some 4 in. square and 1 in. deep. Letters of the alphabet were easily formed as were digits. Makes one think about very small flat cathode ray tubes and possible applications in other fields.

National Research Development Corporation exhibited a non-mechanical ammeter. This has no moving parts and uses simple toroids to detect the current. Read-out is arranged by using small neons. The ammeter accuracy is solely determined by the spread of the characteristics of the ferrite toroids and the number of turns on the windings. With low-temperature coefficient square loop ferrites, high absolute accuracies of the order of 1% can be achieved by using up to fifty read-out neons. ■

YOUR QUESTIONS ANSWERED

Impedance Problems

I have read that it is not desirable to tape record using a high impedance microphone and a long lead, but that it is better to use a low impedance microphone with a step-down transformer at the end of a short lead, connected to a long lead followed by a step-up transformer at the recorder.

If this is so, can you give details of types, specifications e.g. ratios etc., required for the transformers together with details of screening the leads?—C. Whitehead (Edinburgh).

Although it is possible to use two microphone transformers in the way you suggest, with balanced line connection and the screen of the lead connected only to the amplifier end of the microphone step-up transformer at the tape recorder end, we would suggest that a cheaper and much more effective way is to construct a simple two-transistor matching unit at the microphone end, suitable to drive the medium impedance input of the average tape recorder. A bootstrap circuit into a 10k Ω load should be about 250mV sensitivity—the input impedance of the average tape recorder microphone socket would be higher and the sensitivity lower, so that a suitable drive with better signal-to-noise ratio would be obtained.

The objection to using transformers is that the crystal microphone, which we presume you are using, is a capacitive source and to load it with the inductance of the transformer is to invite a loss of low frequencies. Quite frankly, we think your best method is to get a dynamic microphone (probably cheaper, too) and preserve the frequency response.

Sound on Sound!

I have a modest audio set-up which works very well with the exception of one factor. When the transistor amplifier is switched on, but no signal applied, I can hear nothing less than BBC-1 TV sound coming from the speaker. The sound is faint with much background noise, but it is most definitely BBC-1 TV.

There is no TV connected to my system, in fact the nearest set is at the other side of the house, and even when this set is off, I can still "receive" BBC TV1.—S. Becket (London, S.E.12).

Interference of the type you mention often arises due to a rectifying contact somewhere in the amplifier system. We therefore suggest that you check that the input socket of the amplifier is making good contact with the input plug. If the loudspeaker is fed via a plug-and-socket arrangement, check that these connections are good ones. If the interference is present with the input socket of the amplifier short circuited, then it may be being picked up on the loudspeaker leads. Try adding a capacitor of 50pF or 100pF across the loudspeaker itself.

If you are still unable to get rid of the interference, we suggest you contact the Radio Services Branch of your local GPO and ask one of their officers to help you.

Locked I.F.T's

To align, say, a transistor set with a signal generator, the service sheet may say "align the core of an i.f.t. or slide L2 along the ferrite rod". These are usually covered with paraffin wax. What is the professional way of dealing with this. Hot iron, or solvent, in which case, which solvent, or? Also, how should circlits be removed without damage?—H. E. Thornton (Surrey).

If cores are fixed in position with wax, the usual way of dealing with them is to melt the wax with a soldering iron or other source of heat. Generally, it is best to withdraw the cores completely and clean the wax from the threads so that adjustment is made easy. The best way of locking cores in position is to use a core-locking compound available from a number of our advertisers including Home Radio.

We are not quite clear what you mean by "circlits". If you mean circlips, these can be removed with a pair of pliers especially made for the job.

Pickup Arm Pivot

Could you give me any information about locating the position of the pivot of a pickup arm?

I fitted a turntable and motor on a board together with the pickup arm, but when I tried it, the stylus head slid across the record (twelve inch) from the outside edge to a position about one inch from the end of the track.—B. Downward (Staffs).

You do not state what turntable, motor and pickup you are using, so it is impossible to give you precise placing for the pickup pivot in relation to the turntable.

The essential thing is to reduce tracking error, and the maker will have curved the arm, offsetting so that the pickup head angles toward the centre of the record and the stylus deviates as little as possible from its required arc—thus cancelling out compliance variations.

In the absence of the details, which should be supplied by the makers, we suggest you draw a line at a tangent to the edge of the turntable (or a 12in. disc if the turntable exceeds this). Then measure the exact distance between stylus and pivot of arm. Mark off this distance from the centre boss of the turntable until it meets the tangent. This is the pivot point. Make sure the turntable is level and the cartridge correctly aligned and the stylus properly seated.

Improving Reception

I would be grateful if you could offer some help regards my radio—Pye Q5 transistor. I am anxious to gain good reception from Radio Eirean on medium waves (550 metres). Could you advise me in the purchase of a tuner or some other means of getting a better signal on my set. At the moment the signal is fairly good during the hours of darkness, but there is nothing during daylight hours.—J. Broune (N.W.1).

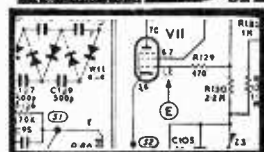

We doubt very much whether you will be able to improve the reception of the station you mention to any degree during the day. However, you could try the effect of using an aerial-tuning unit such as are described in the Amateur Radio Handbook published by the Radio Society of Great Britain, 28 Little Russell Street, London, W.C.1. This book and other books of interest will be in your local lending and reference libraries.

Nearly 1,700 Circuits and Diagrams plus full repair data for 800 POPULAR MODELS

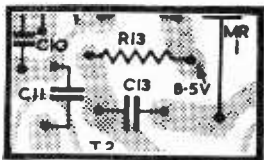
1968 RIGHT BACK TO 1965

Radio & TV Servicing

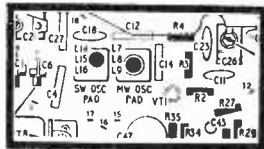
Big time-saving repair library to step up your earnings



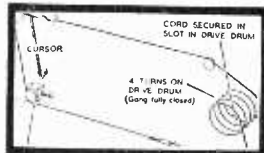
Circuit diagrams



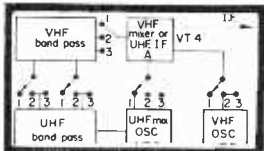
Printed panel diagrams



Component layout diagrams



Drive-cord diagrams



Block diagrams

Now off the Printing Presses—a great new edition of **RADIO & TV SERVICING**, to save your time, to boost your earning-power. Packed with **CIRCUITS, REPAIR DATA** and vital information, it covers all the popular 1965-1968 TVs, Radios, Grams, Record Players and Tape Recorders—including latest data on **COLOUR TV**. Thousands of sets of previous editions sold. Now you can examine this big **NEW** edition free for a week. 3 handsome volumes—over 1,500 pages written by a team of research engineers—there's no other publication like it. Speeds up repair work for year after year. Hurry—send no money—simply post this coupon below . . . There can be no reprint once stocks are sold and there's absolutely no obligation to buy under this free trial offer.

FULL DATA AND CIRCUITS FOR REPAIR OF

• **TELEVISIONS** including
COLOUR TV

- **RADIOS, RADIOGRAMS**
- **CAR RADIOS**
- **RECORD PLAYERS**
- **TAPE RECORDERS**

SERVICING DATA FOR ALL THESE MAKES

Aiwa, Alba, Baird (including colour TV), Beogram, Beolit, Bush, Carousel, Corsor, Dansette, Decca, Defiant, Dynaport, Dynatron, Eddystone, Ekco, Elizabethan, Ever Ready, Ferguson, Ferranti, Fidelity, G.E.C. (including colour TV), Grundig, H.M.V., Kolster-Brandes, Hitachi, Invicta, McMichael, Marconiphone, Masteradio, Motorola, Murphy, National, Newmatic, Pam, Perdio, Peto-Scott, Philips (including colour TV), Portadyne, Pye, Radiomobile, R.G.D., Regentone, Roberts' Radio, Sanyo, Sharp, Smith's Radiomobile, Sobell (including colour TV), S.T.C., Sony, Standard, Stella, Stereound, Teletron, Thorn, Trans Arena, Ultra, Van Der Molen, World Radio.

PLUS LATEST DEVELOPMENTS IN RADIO AND TELEVISION

Including—Integrated Tuners, Stereo Multiplex Broadcasting—The Zenith-G.E. System: Receiver, Decoder and adjustments, Aerial, etc. Colour TV Receivers, Colour TV Test Card F, Servicing Transistor Equipment, Chemical Aids to Servicing, Batteries and Rechargeable Cells, Sound-on-Sync., Double Line Sync., Silicon Transistors, etc.

OVER 1,500 PAGES, PACKED WITH CIRCUITS, COMPONENT LAYOUT DIAGRAMS, PRINTED PANEL DIAGRAMS, TABLES AND WAVEFORM GRAPHS

Handsomely bound in rich maroon and gold.

IT'S SENT TO YOUR HOME CARRIAGE PAID ON 7 DAYS'

FREE TRIAL

Absolutely no obligation to buy

To: Buckingham Press Ltd., 18/19 Warren Street, London, W.1.
Please send Radio and TV Servicing, 3 volumes, without obligation to buy if you accept my application. I will return the books in 8 days or post:
Tick (✓) Full cash price of £12, or here 15/- dep. and 16 monthly payments of 15/-.
If you are under 21 your father must fill up coupon.

Full Name
(Block letters)
Address
County
Occupation
Signature
Credit price £12 15s. For Eire & N.I. send £12 with coupon. Elsewhere overseas add 10/- p. & p. **RV3/3640**

Please tick (✓) here
The address on left is **M. (our property)**
Rented unfurnished
Furnished accom
Temporary address
If none of the above please answer here

Litesold

20 WATT SOLDERING INSTRUMENT



● CONTROLLED TEMPERATURE

Design holds max. temp. of 380°C. within close limits.

● EASY BIT REPLACEMENT

Simple, fast replacement of low-cost copper bits. Non-wearing PERMATIP bits cut servicing costs.

● BEAUTIFULLY COMPACT

Length $7\frac{7}{8}$ in. Weight $1\frac{1}{4}$ oz. Max. handle dia. 0.715 in.

● UNEQUALLED PERFORMANCE

Ideal for fast production soldering on the majority of modern electronic equipment.


● ALL VOLTAGES

The LITESOLD range includes six other models (10, 18, 25, 30, 35 and 55 watts), and many accessories. Please ask for colour catalogue L.10.

LIGHT SOLDERING DEVELOPMENTS LTD

28 Sydenham Road, Croydon, CR9 2LL

Telephone: 01-688-8589 & 4559



Well worth reading through

GUARANTEED BRAND NEW GOODS OF FINEST QUALITY AT THE LOWEST PRICES YET : IMMEDIATE DISPATCH

RECORDING TAPE: FINEST PROFESSIONAL QUALITY MYLAR. BRITISH PRODUCTION. STANDARD PLAY: 5in. 600ft., 7/3; 5in., 850ft., 8/9; 7in. 1200ft., 11/3. LONG PLAY: 5in. 900ft., 10/-; 5in. 1200ft., 11/3; 7in. 1800ft., 18/-; 3in. 225ft. Message, 3/6. (Postage and packing 1/- per reel : 3 or more reels post paid.)

MICROPHONES: CRYSTAL: Acos 40, Desk, 15/6 (1/3); Acos 45 Curved handgrip, 17/3 (1/6); Acos 60 Stick, 20/3 (1/6); Acos 39 Stick, 28/6 (1/6). Rectangular green plastic hand, ideal tape recorder use, 7/6 (1/6). LAPEL, 6/6 (1/-). DYNAMIC: MS10, 50K G, 3/4in. x 1in., instantly removable from a floor stand, with adaptor to fit on base provided, lavaliere included, 37/6 (2/6). MS11, similar, but fixed on flexible swan neck to switch-fitted base, 42/- (2/6). ALL with leads. SPEAKERS: British made, high quality 6/8 for TV, Car, domestic sets, 15/- (2/6). 2 1/2in. 80Ω (Pane), 4/- (1/-), 2 1/2in. 3Ω (Emp.), 6/6 (1/-). HEADPHONES: H.R.2000 G each earpiece, 18/6 (1/6). DYNAMIC STEREO 8-16Ω each phone, 55/- pr. (3/6). EARPIECES: with lead and min. plug, Magnetic 1/6; Crystal 2/9 (either, 6d.). TELEPHONE PICK-UP: for recorder or amplifier (both sides conversation), 6/8 (1/-). PICK-UP CARTRIDGES: All stylus fitted, standard replacement fittings: Mono GP/67-2 12/6; GP/73-2 Stereo 20/-; GP/93 newest stereo 22/-; GP/91 mono de luxe 16/-; GP/91SC Stereo Compatible (both mono and stereo) 18/6; GP/94SS Stereo Compatible, CERAMIC, top quality for expensive outputs 33/6 (1/- on all types). REAL DIAMOND STYLUS: TCB1 for TCB stereo, TCB2L/Stereo, Studio 0 L.P. Ronette, BF40 L.P. Ronette, GC2, GC8, GP65/67 all at 8/11 each, and GP91/LP 12/6 (Post all types 6d.). INTERCOM/BABY ALARM: 2-station, PP3 battery operated, with buzzer for remote call when switched off, instructions, 50ft. cable, plugs, battery complete 52/6 (3/-). Fitted easily by anyone in minutes. FM type BATTERY NEW Guaranteed stock, 1/- each. AMPLIFIER: 3W, 4 transistor 2 1/2in. x 2 1/2in. x 1 1/2in., 9v batt. operated, 15.8 or 3Ω output, very efficient 45/6 (1/6). Battery not supplied. TAPE RECORDER: Latest portable, belt operated RA65: 8 1/2in. x 7 x 2 1/2in., fixed handle, 3in. reels, 2 track complete with reels, tape, mike, batt. and earpiece for optional private listening, still only 25.5-0 (4/6).

TEST EQUIPMENT: MULTITESTER: 20,000 p. volt D.C. 4 1/2in. x 3 1/2in. x 1 1/2in., D.C. volts-5, 25, 50, 250, 500 and 2.5 K. A.C.-10, 50, 100, 500, 1000v. at 10,000 p. volt; D.C. current-0.50μA, 0.2-5mA, 0.250mA; Res.-0.50K Ω, 0.5M Ω, 300 Ω +30K Ω at centre scale; Cap: 100μF Var to 0.01μF, 0.01μF to 0.150μF to 22dB, 67/6 (3/6) with prods. batt. instructions. SOCKET TESTER 1000Ω per volt, 3 1/2in. x 2 1/2in. x 1 1/2in. A.C. and D.C. volts-0.12, 0.120-0.1200 D.C. Current-0.1mA and 0.120mA. Res.-0.200,000Ω with prods, battery and instructions 35/- (1/6). PANEL METER: 0-1mA, clear, plastic, precision 1 1/2in. sq. 23/- (1/6). VACUUM TUBE VOLTMETER: Model TF65; for highly accurate and stable measurements, D.C. and A.C. volts from 1.5 to 1500 in 7 stages; full comprehensive R.F. Resistance and Decibels tests, free from any load difficulties: 8 1/2in. x 6in. x 5 1/2in., standard voltage, with handle, probe, instructions complete 14.14.0 (5/-). VALVE VOLTMETER: Model TE-4-2: High sensitivity A.C. 10 ranges 0.1 to 300v. -40 to +50dBs: RMS 4eps-1.2 Mcs. 230V A.C. Can be used as an amplifier for 10cps to 350Kcps response. Best class instrument with leads and instructions complete 21/6 (5/-). OSCILLOSCOPE: F22 2 1/2in. x 10in. x 7 1/2in. x 4 1/2in.: designed for TV servicing and alignment with very many other uses, weighs only 7lbs. Carry handle/bench stand, standard mains voltage, sweep frequency 60cps/2.4, 15.75Kc/2.4. Tube 2B1+6AV6+12BH7+2 silicon diodes; F.R. 2 c/s to 1Mc-3dBs. Full instructions, complete 22.14.0 (5/-). GRID DIP VOLTMETER: TE-15 Transistorised, 6in. x 3 1/2in. x 4 1/2in., 450Kc to 280Mc (5 sep. scales) complete with all accessories for measuring tuning frequencies, oscillating frequency circuit measured without oscillation, earphone monitoring heterodyne frequency meter, sub. as a test oscillator, relative field strength meter and many other uses, 12/6 (5/-). R.F. SIGNAL GENERATOR TE230: 120Kc to 500Mc in six bands: R.F. output (high) 100,000 V max, R.F. (low) 100 V max. Audio output 400cps (approx), 8v, adjustable. Modulation 400cps internal. One 12BH7 + one 6AR5+1 Sil. rectifier, 7in. x 10in. x 5 1/2in., Standard mains, weight just over 6lbs. With instruction book 14.14.0 (5/-). SWITCHES: Standard Toggle, metal, 250v 2A, One hole fixing: SPST 2/3, SPDT 2/6, DPST 3/-, DPDT 3/6. Slide types, small and sub-min. DPDT 1/6 each, Small DPDT, 3 way, centre "off" 1/9. Reed magnetic on/off 1/9 (7d. each, all types).

SEMI-CONDUCTORS, ETC. All fully tested genuine guaranteed. TRANSISTORS: AC107 3/-; AC126 2/3; AC128 2/3; ACY19 3/9; AF115 4/-; AF116 3/6; AF117 3/-; BCY41 5/-; BFY 10C 1/6; BSX65 3/6; BSX66 3/6; C1815 8/3; CE7887 9/-; OC26 6/-; OC28 7/6; OC45 1/6; OC70 2/3; OCT1 1/6; OC72 2/-; OC73 3/6; OC75 2/-; OC81 2/-; OC82 2/-; OC82D 2/6; OC139 3/-; OC140 3/-; OC169 3/6; OC170 2/6; OC171 2/6; TK22C 1/6; 2N706A 3/4; 2N743 8/-; 2N753 2/6. DIODES: OA5 1/8; OA9 1/8; OA81 1/6; OA85 1/6; OA182 1/9. SILICON DIODE RECTIFIERS: 750mA series: BY100 800 piv 2/6; 400 piv 1/9; 200 piv 1/4. SIX AMP. SERIES: BY212 300 piv 3/4; BY212 300 piv 4/6; EBY211 300 piv 5/-; YZ10 1200 piv 5/6. MULLER STACK F.W. BRIDGE 12A 100 piv 39/6. THERISTORS: 5amp series, 100 piv 7/6; 200 piv 9/-; 300 piv 10/6; 400 piv 12/-; 10V Series: 50 piv 10/-; 100 piv 12/-; 200 piv 16/-; 400 piv 20/- (On all semi-conductors, 7d. up to 3, 4 to 11, 1/-; 12 and over post and packing paid.) TRANSFORMERS: Output: 30 5W, 7000Ω imp. Top 6V6 2/6 (1/-); sub-min. 1 1/2in. x 1 1/2in. Output: 3Ω for OC72 etc., and Driver 2/6 each (6d.). Step-in. 110/240v, 40W shrouded with fuse, 10/6 (3/-). AERIALS: Car types, 5 sec. retractable, vandal-proof lockable with keys, highly suitable Minis (and all other cars) as only 8 1/2in. under wing, complete with lead, plug, etc. 27/6 (2/6). Motor-driven (12v), 5 section 27,10.0 (5/-). Telescopic 6 ex. 5 1/2in. to 22in. for motor cycles, fitted swivel, ideal for F.M. and transistor sets (1/-). VIBRATORS: 12v. 4 pin non-synch 2/6; 6v. 6 or 7 pin, 10/- (1/-). MAINS NEON TESTER: Fly leads 2/- (7d.). PLUGS AND SOCKETS: Standard screened Jack plug, screw connection, 3/9; plastic tube 2/- Screw panel mtg. Socket for either, 1/6 (all 7d.). Screened lead-coiled phono plugs, with block, 1/6 (all 7d.). Phono plugs, 8d. 3-arm plugs or sockets, 1/- each (6d.). Dozen may be assorted, of these items, sent post paid. VALVE HOLDERS: B7G and B9A, 6d. each (moulded); Ceramic for 813, 5/- each (7d.). VOL. CONTROLS: Morgan + Meg., no switch, 1in. dia. spindle 1in. 1/6. Ganged 200K Lin. + 1 Meg.-log. D.P. switch, concentric long spindles, 4/6 (10d.). MOTOR: 230v. Varley, 1/24th hp. spindle 9/10in. x 3/16th in., 2500 r.p.m., 10/- (2/-).

FELSTEAD ELECTRONICS

(P.W.7)

Longley Lane, Gatley, Cheshire.

Terms: Cash with order only. No COD. MINIMUM ORDER 5/- + P & P. Money refund guarantee, if goods returned perfect within seven days of despatch. Postage and packing charges are shown above in brackets after most items: where NOT indicated, charges are 1/- on orders to 5/-, 2/- for 5/1 to 10/-, 3/- for 10/1 to 22, 4/6 for over 22 to 44.19.11. Orders value 25 and over sent p. and p. paid. UNLESS OTHERWISE SHOWN ABOVE. These charges apply to G.B. only. Elsewhere air or surface mail charges should be added. Regret NO LISTS nor CALLER SERVICE available.

PLEASE ALLOW 5 DAYS FOR CHEQUE CLEARANCE

LOOK OUT FOR OUR ADVERTISEMENT IN NEXT MONTH'S PRACTICAL WIRELESS—MORE INTERESTING BARGAINS

repairing radio sets

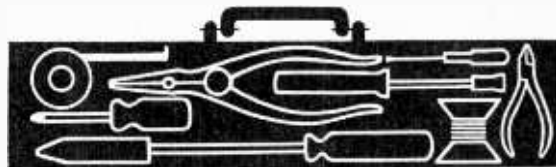
PART 3 GORDON J. KING

This month we look at the transistor under signal conditions and then go on to examine what happens when associated components fail or change their value.

PART 1 (April 1968 issue) investigated the basic principles of semiconductor diodes and transistors and expounded how they work from the d.c. point of view. In radio equipment, however, transistors and diodes are concerned essentially with r.f., i.f. and a.f. signals—to amplify, detect, convert and generate them—the d.c. conditions being, so to speak, the “stage” set-up to make signal handling possible. In some semiconductor applications, d.c. switching is the prime consideration, but this is certainly not true of radio receivers.

In this article, therefore, we examine the transistor mainly under signal conditions; and by being aware of what is *normal* behaviour in signal circuits, we shall be in a strong position to determine whether the operation in practice veers towards the abnormal—and if so, why.

When commencing to repair a transistor radio set, for instance, irrespective of the fault condition or symptom, it pays to have clearly in mind that the set *was* designed to work within its specifications and that it *has* been working properly, so that any abnormal operation *must* be caused by a fault somewhere in the circuit or in a component, no matter how impossible these things may seem at the time. Although this might appear pretty obvious, it is surprising how many “repairers” endeavour to restore “normal” working by changing the circuit or component values, from the original design, to establish conditions (albeit, unwittingly) to mask the fault.



This may not, of course, be true when the inactive equipment under initial test is home-designed or constructed from a published design, for then one lesser skilled in the arts cannot be certain that the design is without flaw. The best approach when the construction is from a published design, and fails to work as apparently it should, is to assume to start with, anyway, that the design is correct and that the trouble is due to bad construction or to mixed-up component values. Indeed, many efforts of the home-constructor fail to work properly, simply because transistor lead-outs have been wrongly connected and because resistor and capacitor codes have been misread. Although this series of articles is focused towards repairing commercially-produced equipment, it will have value also to the home-constructor—giving him hints and tips as to what might be wrong.

No matter how complex the equipment under repair may be, it is composed of components of known ways of working. A capacitor acts as a capacitor and a transistor as a transistor whether it is in a single-stage transistor hook-up or in the most complicated of colour television sets. This is a good maxim to remember. Another one is that any fault is caused by an open-circuit, a short-circuit or degrees between these two absolute conditions. Servicing thus resolves to a logical approach to the problem in hand, starting first with an awareness of the trouble or symptom (and this is not always obvious), going on to locating the section responsible (diagnosing) and then finding and replacing (or repairing) the defective component.

CIRCUIT BLOCKS

Past articles in this series (March-September 1967) have indicated fault symptoms (and more will be given later in this new series, dealing with the repairing of specific faults in transistor sets) and have shown how the area in the set responsible can be located and how repairs can be effected. While these have been applied to valved equipment, the same general principles apply to transistor equipment. However, since transistor equipment has a somewhat different mode of operation d.c.-wise, at least, it will be desirable to look at “transistor circuit blocks” and see how faults in components associated with these can influence the transfer of signals from input to output.

Figure 14 shows the basic common-emitter amplifier which can be used for r.f., i.f. and a.f. signals; but to start with, let us suppose that this is handling a.f. signals, applied through C1 and taken out through C2. Base bias is set by R1 and R2 to pro-

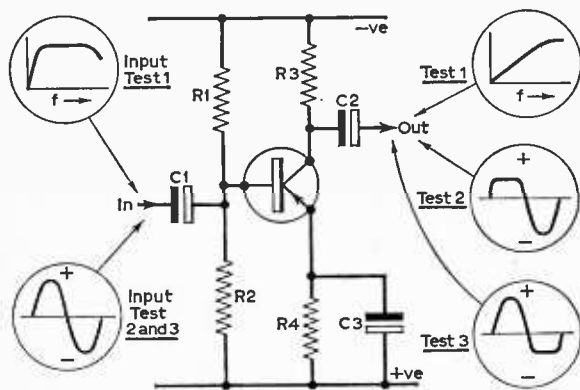


Fig. 14: Basic common-emitter circuit showing dynamic tests (see text).

vide the correct signal working point for the transistor, giving a specific value of collector current (see Part 1). R3 is the collector load across which the amplified signal is developed, while R4 helps to stabilise the d.c. point and avoid thermal runaway.

The a.f. signal is superimposed, so to speak, on the base bias, and since the base impedance is not very high, C1 is an electrolytic whose value is in terms of microfarads, depending on the required bass response aimed for by the designer. C3 bypasses signal developed across the emitter resistor and thus prevents degenerative feedback.

Now, let it be supposed that all these components, in conjunction with the transistor, have been worked out by the designer to yield optimum operating conditions. This means that signal up to the level rating of the stage passes through with specified amplification and minimal distortion. It is best to assume that the stage is isolated (and highlighted) from a piece of equipment containing a number of stages of diverse types. Let us see now what happens when components fail or change in value.

C1 Shorting

This will certainly affect the base bias because its input end will be connected to a component or circuit carrying a potential differing from that at the junction of R1 and R2. Thus, the base bias will change to a lower or higher value, depending on the nature of the circuit connected to the input of C1. The effects resulting from this are considered under R1 and R2.

C1 Open-Circuit

This is easy as it will simply stop the signal arriving at the base. Thus, the symptom will be zero output from C2.

C1 Reduced in Value

This will still allow some signal through to the base, but the coupling impedance will rise at the normal low frequencies, and so the signal transfer to the base will become less effective as the signal frequency is reduced, giving an output as shown in *Test 1* from a flat input signal at the base, as shown. The result is a loss of low-frequency response but an abundance of treble output.

R1 Open

This is another easy one as it would simply cut off base bias. The standing collector current would drop to zero (almost), as also would the output signal.

R1 Reduced in Value

This would upset the designed-for base bias by causing it to rise. The collector current would be higher than normal and the amplifier would bottom on peaks of negative signal cycles. This would reflect as clipping of the positive peaks at the output, as shown in *Test 2*. This happens because the common-emitter stage changes the phase of the signal. Thus, saturation or bottoming on negative half-cycles will show on positive half-cycles at the output.

R1 Increased in Value

This reduces the base bias, reducing the standing collector current. On low-level inputs this may not produce any adverse symptom, but towards maximum output the transistor would tend to clip (cut-off) on positive half-cycles, showing up as clipping of the negative half-cycles at the output, as shown in *Test 3*.

R2 Open

This would cause a substantial rise in base bias and collector current and might, under certain conditions, ruin the transistor. The clipping effect on signal

would be the same as with R1 reduced in value (see *Test 2*).

R2 Reduced in Value

This would give symptoms as those for R1 increased in value.

R2 Increased in Value

This would give symptoms as those for R1 reduced in value.

N-P-N TRANSISTOR

All that has so far been said applies to the p-n-p transistor in Fig. 14. If an n-p-n transistor is used the clipping on the output waveform is the reverse of that shown in Tests 2 and 3.

R3 Open

This could cut off collector voltage and mute the stage completely.

R3 Reduced in Value

The main effect here would be a reduced voltage gain, while a complete short-circuit (unlikely with a resistor) would not have a great deal of effect on the d.c. conditions but would reduce the signal output to zero.

R3 Increased in Value

This could result in a rise of signal voltage gain, depending on the exact nature and design of the stage, but excessive value increase would be more likely to result in limited output signal level before the onset of waveform clipping.

R4 Open

Normally this would mute the stage, cutting off all output signals, but in practice slight leakage across the parallel electrolytic, which with the resistor open-circuit is often overloaded voltage-wise, retains a degree of emitter circuit conduction and gives the symptom of low gain and output voltage with excessive distortion and clipping.

R4 Reduced in Value

This has virtually no effect on the performance at all.

R4 Increased in Value

This reduces the emitter current and increases the voltage developed across the emitter resistor because of the resistance increase. However, the fall in current tends to counteract the voltage rise to some extent. The main effect is a reduction in base bias, reducing the collector current further, and giving symptoms similar to those caused by R1 increased in value and R2 decreased in value.

C3 Open

Contrary to some people's thoughts on this defect, the stage does not tend towards oscillation or instability. In fact, if anything, it becomes more stable because the signal voltage across the emitter resistor with the capacitor effect removed produces negative current feedback. In other words, the stage drops in sensitivity and with a given input signal voltage, the output voltage falls.

C3 Shorting

This has similar effects as the emitter resistor decreasing in value. While a short in the capacitor may not affect the stage working to any large extent unless, perhaps, negative feedback is taken from the emitter circuit, the defect will impair the d.c. stability, causing the transistor to veer towards overload should its temperature rise unduly and should the combined values of R3 and R4 allow a collector/emitter current of destroying magnitude. In a stage

TRANSISTOR STEREO 8+8



A really first-class Hi Fi Stereo Amplifier Kit. Uses 14 transistors giving 8 watts push-pull output per channel (16W mono). Integrated pre-amp with Bass, Treble and Volume controls. Suitable for use with Ceramic or Crystal cartridges. Output stage for any speakers from 3 to 15 ohms. Compact design. All parts supplied including drilled metal work. Cir-Kit board, attractive front panel, knobs, wire, solder, nuts, bolts—no extras to buy. Simple step by step instructions enable any constructor to build an amplifier to be proud of. Brief Specification: Freq. response $\pm 3\text{dB}$ 20-20,000 c/s. Bass boost approx. to +12dB. Treble cut approx. to -16dB. Negative feedback 18dB over main amp. Power requirements 25V at -6 amp.

QUALITY RECORD PLAYER AMPLIFIER

A top quality record player amplifier employing heavy duty double wound mains transformer, ECC83, EL84, EZ80 valves. Separate Bass Treble and Volume controls. Complete with output transformer matched for 3 ohm speaker. Size 7in. w. x 3in. d. x 6in. h. Ready built and tested. PRICE 75/- P. & P. 6/-.

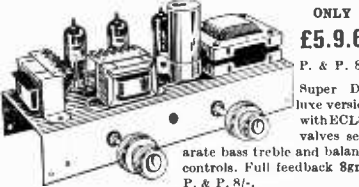
ALSO AVAILABLE mounted on board with output transformer and speaker ready to fit into cabinet below. PRICE 97/6 P. & P. 7/6.

DE-LUXE QUALITY PORTABLE RECORD PLAYER CABINET

Uncut motor board size 14 x 12in. Clearance 2in. below, 5 1/2in. above. Will take above amplifier and any B.S.R. or Garrard Autochanger or Single Player Unit (except AT60 and SP25). Size 18 x 15 x 8in. Price £35.8. Carr. 9/6.

STEREO AMPLIFIER

Incorporating 2 ECL86s and 1 EZ80, heavy duty, double wound mains transformer. Output 4 watts per channel. Full tone and volume controls. Absolutely complete.




ONLY **£5.9.6**
P. & P. 8/-

Super De-luxe version with ECL86 valves separate bass treble and balance controls. Full feedback 8Gns. P. & P. 8/-.

10/14 WATT HI-FI AMPLIFIER KIT

A Stylishly finished monaural amplifier with an output of 14 watts from 2 EL84s in push-pull. Super reproduction of both music and speech, with negligible hum. Separate inputs for mike and gram allow records and announcements to follow each other. Fully shrouded section wound output transformer to match 3-15 Ω speaker and 2 independent volume controls, and separate bass and treble controls are provided giving good lift and cut. Valve line-up 2 EL84s, ECC83, EP86 and EZ80 rectifier. Simple instruction booklet 1/6 (free with parts). All parts sold separately. ONLY 27.9.6. P. & P. 8/6. Also available ready built and tested complete with std. input sockets. £9.5.0. P. & P. 8/6.



HIGH GAIN 4 TRANSISTOR PRINTED CIRCUIT AMPLIFIER KIT

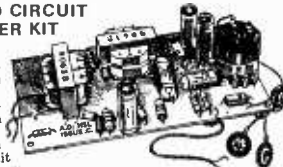
Type TA1

- Peak output in excess of 1 1/2 watts.
- All standard British components.
- Built on printed circuit panel, size 6 x 3in.
- General size Driver and Output Transformers.
- Output transformer tapped for 3 ohm and 15 ohm speakers.
- Transistors GET 114 or S1 Mullard OC81D and matched pair of OC81 o/p.
- Everything supplied, wire, battery clips, solder, etc.
- Comprehensive easy to follow instructions and circuit diagram 1/6. (Free with Kit). All parts sold separately.

SPECIAL PRICE 45/- P. & P. 3/-.

Also ready built and tested, 52/6 P. & P. 3/-.

A pair of TA1s are ideal for stereo.



BRAND NEW TRANSISTOR BARGAINS
(GET 15 (Matched Pair) 15/-; V15/10p. 10/-; OC71 5/-; OC76 6/-; AF117 7/6.
Set of Mullard 6 transistors OC44, 2-OC45 OC81D matched pair OC81 25/-, ORP12 Cadmium Sulphide Cell 10/6. All post free.

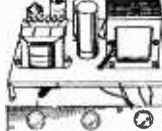
3-VALVE AUDIO AMPLIFIER HA34



Designed for Hi-Fi reproduction of records. A.C. Mains operation. Ready built on plated heavy gauge metal chassis, size 7 1/2in. w. x 4in. d. x 4 1/2in. h. Incorporates ECC83 EL24, EZ80 valves. Heavy duty, double wound mains transformer and output transformer matched for 3 ohm speaker, separate Bass, Treble and volume controls. Negative feedback line. Output 4 1/2 watts. Front panel can be detached and lead extended for remote mounting of controls. Complete with knobs, valves, etc., wired and tested for only £4.5.0. P. & P. 6/-.

HSL 'FOUR' AMPLIFIER KIT

A.C. Mains 200/250v., 4 watt, using ECC83, EL84, EZ80 valves.



- Heavy duty double-wound mains transformer with electrostatic screen.
- Separate Bass, Treble and Volume controls, giving fully variable boost and cut with minimum insertion loss.
- Heavy negative feedback loop over 2 stages ensures high output at excellent quality with very low distortion factor.
- Suitable for use with guitar, microphone or record player.
- Provision for remote mounting of controls or direct on chassis.
- Chassis size only 7 1/2in. wide x 4in. deep. Overall height 4 1/2in.
- All components and valves are brand new.
- Very clear and concise instructions enable even the inexperienced amateur to construct with 100% success.
- Supplied complete with valves output transformer (3 ohm only), screened lead, wire, nuts, bolts, solder, etc. (No extras to buy).

PRICE 79/6. P. & P. 6/-.

Comprehensive circuit diagram, practical layout and parts list 2/6 (free with kit).

This kit although similar in appearance to HA34 employs entirely different and advanced circuitry.

FM/AM TUNER HEAD

Beautifully designed and precision engineered by Dornier and Walsworth Ltd. Supplied ready fitted with twin -0005 tuning condenser for AM connection. Prealigned FM section covers 86-102 Mc/s. I.F. output 10-7 Mc/s.

Complete with ECC85 (6L12) valve and full circuits diagram of tuner head. For special bulk purchase enables us to offer these at 27/6 each. P. & P. 3/-.

MATCHED PAIR AM/FM I.F.'s. Comprising 1st I.F. and 2nd I.F. discriminator (456Ks/s/10-7Mc/s). Size 1 x 1 1/2 x 2 1/2in. high. Will match above tuner head. 11/- pair. P. & P. 2/-.

GORLER F.M. TUNER HEAD. 88-100Mc/s, 10-7Mc/s I.F. 15/- plus 2/6 P. & P. (ECC85 valves 8/6 extra).

NEON A.C. MAINS INDICATOR. For panel mounting, cut out size 1 1/2 x 1 1/2in. deep inc. terminal. White case with lens giving brighter light. For mains 200/250v. 2/6 each. P. & P. 6d (6 or more post free).

TWIN TELESCOPIC AERIAL. Comprising two 3-section heavily chromed rods. Closed 12in. each extending to 32in. Completely adjustable from vertical to horizontal. Supplied complete with universal mounting bracket, coax lead and plug. Suitable for F.M. or TV. 12/6. P. & P. 2/6

MAINS TRANSFORMER. For transistor power supplies. Tapped pri. 200-250v. Sec. 40-0-40 at 1 amp. (with electrostatic screen) and 6-3v. at 5 amp. for dial lamps etc. Drop thru mounting. Stock size 1 1/2 x 3 1/2 x 3 1/2in. 27/6. P. & P. 6/-.

MAINS TRANSFORMER. For Transistor power supplies. Pri. 200/240v. Sec. 9-0-9v. at 500mA, 11/- P. & P. 2/6. Pri. 200/240v. Sec. 12-0-12 at 1 amp. 14/6. P. & P. 2/6.

MATCHED PAIR OF 2 1/2 WATT TRANSISTOR DRIVER AND OUTPUT TRANSFORMERS. Stock size 1 1/2 x 1 1/2 x 1 1/2in. Output trans. tapped for 3 ohms and 15 ohm output. 10/- pair, plus 2/- P. & P.

7-10 watt OUTPUT TRANSFORMERS to match pair of ECL86's in push-pull to 3 ohm output. ONLY 11/- P. & P. 2/6.

FARMEKO 7-10 watt OUTPUT TRANSFORMERS to match pair of ECL86's in push-pull. Secondary tapped 3-7.5, 7-5 and 15 ohms. Stock size approx. 2 1/2 x 1 x 2 1/2in. high. ONLY 12/- P. & P. 3/-.

10-12 watt OUTPUT TRANSFORMERS. Size 2 1/2 x 2in. Clamp fitting. For two EL84's in push-pull. State 3 or 15 ohm impedance. 12/6. P. & P. 2/6.

PRICES

Amplifier Kit	£9 10 0 P. & P. 4/6
Built & Tested	£12 10 0 P. & P. 4/6
Power Pack Kit	£2 10 0 P. & P. 4/-
Built & Tested	£3 0 0 P. & P. 4/-
Cabinet (as illus.)	£2 10 0 P. & P. 4/-

(Special offer—£14.10.0 post free if all above ordered at same time or built and tested for £18.0.0, post free.)

Circuit diagram, construction details and parts list (free with kit) 1/6 (S.A.E.)

HUGE PURCHASE!

E.M.I. 4-SPEED PLAYER

Heavy 8 1/2in. metal turntable. Low flutter performance 200/250v. shaded motor with tap at 90v. for amplifier valve filament if required. Complete with latest type lightweight pick-up arm and mono cartridge with 1/6 stylus for LP/78.

LIMITED NUMBER ONLY 63/- P. & P. 6/6.



4-SPEED PLAYER UNIT BARGAINS

Mains Models. All brand new in maker's original packing.

LATEST B.S.R. MODELS

TU/12 Single Player with mono Cart.	£3.9.6
GU7 Single Player with mono Cart.	£4.13.8
UA25 Changer with mono Cart.	£6.7.6

All plus Carriage and Packing 6/6.

LATEST GARRARD MODELS

ALL types available 1000, SP25 3000, AT60 etc. Send S.A.E. for latest bargain prices!

BRAND NEW CARTRIDGE BARGAINS

SONOTONE STAIN COMPATIBLE STEREO CARTRIDGE with diamond stylus 50/- or with sapphire stylus 40/- P. & P. 1/- each. Ideal for use with above units.

LATEST B.S.R. XIH MONO COMPATIBLE CARTRIDGE With turnover sapphire stylus suitable for playing EP, LP and Stereo records with mono equipment.

ONLY 22/6. P. & P. 1/6

BRAND NEW 3 OHM LOUSPEAKERS

5in. 14/-; 6 1/2in. 18/6; 8in. 27/-; 7in. x 4in. 18/6; 10in. x 6in. 27/6.

E.M.I. 8in. x 5in. with high flux magnet, 21/-.

E.M.I. 13 1/2 x 8in. with high flux ceramic magnet, 42/- (15 ohm 45/-). P. & P. 5in. 27/- 6 1/2 2/6, 10 & 12in. 3/6 per speaker.

35 OHM SPEAKERS

3 1/2in. 12/6; 7 x 4in. 21/- P. & P. 2/- per speaker.

E.M.I. 8 1/2 HEAVY DUTY TWEETERS. Powerful electroacoustic magnet. Available in 3, 8 or 15 ohms, 15/- P. & P. 2/6.

BRAND NEW HEAVY DUTY 12in. SPEAKERS. Response 45 c/s—13 Kc/s. 1 1/2in. voice coil. Available in 15 or 30 ohms. Full 15 watts British rating. Heavy cast aluminium frame. Current production by world famous maker and as they are offered below list price we are not permitted to disclose the name. LIMITED NUMBER ONLY at 89/6. P. & P. 5/- Also 25 watt Guitar Model at £5.5.0. And 35 watt Guitar Model £8.3.0.

12 in. 'RA' TWIN CONE LOUSPEAKER

10 watt peak output. 3 or 15 ohm. 25/- P. & P. 3/6

VYNAIR AND REXINE SPEAKER AND CABINET FABRICS. Approx. 54in. wide. Usually 35/- yard. Our PRICE 18/6 per yard length. P. & P. 2/6 (min. one yd.). S.A.E. for samples.

LATEST COLLARO MAGNAVOX 868 STEREO TAPE DECK

Three speeds 4 track, takes up to 7in. spools. Send S.A.E. for latest prices.

B.S.R. TD2 4-TRACK STEREO TAPE DECK, 9 Gns.

Dual Purpose Bulk Tape Eraser and Tape Head Demagnetiser 35/- P. & P. 3/-.

ACOS HIGH IMPEDANCE CRYSTAL STICK MIKES.

Listed at 42/- OUR PRICE 21/- P. & P. 1/6.

SPECIAL OFFER! MOVING COIL STICK MIKE. Fitted on/off switch for remote control. High quality. High or low impedance. (State imp. required.) BARGAIN PRICE 30/- P. & P. 2/6.

TELEATORS. Large selection of 2, 4, 6, 12, 24 and 32 pole Non sync 8/6, Sync 10/- P. & P. 1/6 per vibrator. S.A.E. for all enquiries.

S.T.C. SILICON AVALANCHE HALF-WAVE RECTIFIERS

Type RAS. 508 AF. 6 amps. 960 P.I.V. lin. long x 1/2in. dia. approx. List 50/- OUR PRICE 8/6. Post Free.

SPECIAL OFFER! PLESSEY TYPE 59 TWIN TUNING GANG. 400pF + 1460pF. Fitted with trimmers and 6 1/2in. integral auto motion. Suitable for nominal 470 Kc/s I.F. Size approx. 2 x 1 x 1 1/2in. Only 8/6. P. & P. 2/6.

FEW ONLY! SIEMENS MINIATURE RELAYS, D.P.C.O. Gold-plated contacts. 6v. at 30mA. Size approx. 1 1/2 x 1 1/2 x 1 1/2in. Only 15/- P. & P. 1/6.

Open all day Saturday
Early closing Wed. 1 p.m.
A few minutes from South Wimbledon Tube Station

HARVERSON SURPLUS CO. LTD.
170 HIGH ST., MERTON, S.W.19 Tel.: 01-540 3985
SEND STAMPED ADDRESSED ENVELOPE WITH ALL ENQUIRIES

(Please write clearly)
PLEASE NOTE: P. & P. CHARGES QUOTED APPLY TO U.K. ONLY. P. & P. ON OVERSEAS ORDERS CHARGED EXTRA.

DE LUXE PLAYERS

PORTABLE CABINET As illustrated. To fit standard 69/6 player or autochanger.

RCS AMPLIFIER 3 WATT. Ready made and tested with UCL52 triode pentode valve and loud- 59/6 speaker.

SUPERIOR AMPLIFIER. Ready made and tested. Better sound! Located AC Main Transformer 3 watt output. ECL52 triode pentode valve. Volume and tone controls with knobs. Quality 89/6 Loudspeaker.

SINGLE PLAYERS MONO
 Star (8 volt) £2.19.6
 EMI Junior £3.19.6
 Garrard SR22 £6.19.6
 Garrard SP25 £11.19.6
 Philips AG1016 £11.19.6
 Garrard LA880 £24.19.6
 Garrard 401 £29.19.6

AUTOCHANGERS MONO
 BSR Superslim £6.19.6
 Garrard 1000 £7.19.6
 BSR Transcription UA70 Stereo/Mono £12.19.6
 Garrard Stereo/Mono Model 8000 £12.19.6
 Garrard AT60 £14.19.6

All fitted LP/78 stylus and pickup crystal complete.

GARRARD TEAKWOOD BASE W.B.L. Ready cut-out for mounting 1000, 2000, 3000, SP25, AT60. GARRARD PERSEF COVER SPEC.1 for W.B.L. 65/-

SANGAMO 3 inch SCALE METERS 45/- ea. Various calibrations and movements. 100 Microamp; 1 Milliamper; 50-0-50 Microamp, etc. S.A.E. for list.

SELCOL

GUITAR PRACTICE AMPLIFIER

ONE WATT OUTPUT. Portable cabinet 12 x 4 x 9 in., all transistor, fitted 7 x 4 in. speaker. Volume control. Jack socket. Uses P70 battery. OUR PRICE 79/6 Post 5/6. Worth double.



RETURN OF POST DESPATCH

RADIO COMPONENT SPECIALISTS

Written guarantee with every purchase. (Export—send remittance and extra postage, no C.O.D.)

THE E.A.R. RECORD PLAYER CABINET 59/6

strongly built wooden cabinet covered in Blue and Grey leathercloth. Size 15 x 17 x 8 in. Motor Board 14 1/2 x 12 1/2 in. ready cut out for B.S.R. Monarch UA12/14/15/16/25 decks. Amplifier space size 14 x 7 x 5 in. The baffle is cut out for a 6 in. dia. speaker. Post 5/6

NEW TUBULAR ELECTROLYTICS CAN TYPES
 2/350 v. ... 2/3 100/25 v. ... 2/1 8/600 v. ... 9/6
 4/450 v. ... 2/3 250/25 v. ... 2/8 16/800 v. ... 13/8
 8/450 v. ... 2/3 500/25 v. ... 4/- 16 + 18/500 v. 7/6
 16/450 v. ... 3/- 8 + 8/450 v. 3/6 32 + 32/250 v. 3/6
 32/450 v. ... 3/9 8 + 16/450 v. 3/9 60 + 50/350 v. 7/-
 25/25 v. ... 1/9 16 + 16/450 v. 4/8 60 + 100/350 v. 11/6
 50/50 v. ... 2/- 32 + 32/350 v. 4/8 100 + 200/275 v. 12/6
SUB-MIN. ELECTROLYTICS. 1, 2, 4, 5, 8, 16, 25, 30, 50, 100, 250 mfd. 15v. 2/-; 500, 1000 mfd. 12v. 5/6; 2000 mfd. 25v. 9/6
CERAMIC. 500 v. 1 pF. to 0.01 mfd., 9d. Discs 1/-

PAPER TUBULARS
 350v.-0.1 9d., 0.5 2/8; 1 mfd. 3/-; 2 mfd. 150v. 3/-.
 500v.-0.001 to 0.05 9d., 0.1 1/-; 0.25 1/6; 0.5 2/-.
 1000v.-0.001, 0.0025, 0.0047, 0.01, 0.02, 1/8; 0.047, 0.1, 2/8.
E.H.T. CONDENSERS. 0.001 mfd. 7kV. 6/6; 20kV. 10/6.
SILVER MICA. Close tolerance (plus or minus ± pF.), 5 to 47 pF., 1/-; ditto 1% 50 to 800 pF., 1/-; 1,000 to 5,000 pF., 2/-.
TWIN GANG. 40-0° 208 pF. + 178 pF., 10/8; 366 pF., miniature 10/-; 500 pF. standard with trimmers, 9/6; 500pF. midset less trimmers, 7/8; 500 pF. slow motion, standard 9/-; small 3-gang 500 pF. 18/8. Single 400° 365 pF. 7/6. Twin 10/-
SHORT WAVE. Single 10 pF., 25 pF., 50 pF., 75 pF., 100 pF., 160 pF., 5/8 each. Can be ganged. Couplers 9d. each.
TUNING. Solid dielectric. 100 pF., 300 pF., 500 pF., 5/- each.
TRIMMERS. Compression ceramic 30, 50, 70 pF., 9d.; 100 pF., 150 pF., 1/8; 250 pF., 1/8; 600 pF., 750 pF., 1/8
250v. RECTIFIERS. Selenium 1/2 wave 100mA 5/-; BY100 10/-.
CONTACT COILED 1/2 wave 60mA 7/6; 85mA 9/6.
Full wave 75mA 10/-; 150mA 19/8; T.V. rectifier, from 10/-.

'SONOCOLOR' CINE RECORDING TAPE 5 reel, 900' with LP strobe markings also cine light deflector-mirror for synchronisation. 14/- ea.

JACK SOCKET Std. open-circuit 2/6 closed circuit 4/6; Chrome Lead Socket 7/6. DIN 2-pin 1/3, 5-pin 1/8; Lead 3/6. Phone Plugs 1/-. Socket 1/-. JACK PLUGS Std. Chrome 3/-; 2.5mm.; 3.5mm. 1/8; DIN 3-pin 3/6; 5-pin 3/-
WAVE-CHANGE SWITCHES WITH LONG SPINDLES. 2 p. 2-way, or 2 p. 6-way, or 3 p. 4-way 4/6 each. 1 p. 12-way, or 4 p. 2-way, or 4 p. 3-way, 4/8 each.
Wavechange "MAKITT" 1 p. 12-way, 2 p. 6-way, 3 p. 4-way 4 p. 3-way, 3 p. 2-way, 1 waf. 2/-; 2 waf. 17/-; 3 waf. 22/-
TOGGLE SWITCHES. sp. 2/8; sq. dt. 3/6; dp. 3/6; dp. dt. 4/6
PICK-UP ARM complete with ACOS LP-78 Turnover GP87 and Stylus 25/-; ACOS GP87 15/-; Stereo 35/-

Minimum Post and Packing charge 2/6. C.O.D. 5/- extra. Full list 7/-

337 WHITEHORSE ROAD, WEST CROYDON

Buses 133, 68 pass door. S.R. Stn. Selhurst. Tel. 01-884-1665

CANCELLED EXPORT SHIPMENT!

15" BAKER WOOFERS

20-10,000 cps. Bass Resonance 18-25 cps. Massive Ceramic Ferrobar Magnet, Flux density 15,000 lines. Rated 20 watts, 15 ohms. Overall depth only 6 1/2 in. Weight 15lb.



OUR PRICE **£11.19.6**

Made to sell at \$60

"BONDACOUT" CABINET WADDING 18in. wide, 2/6 ft


BAKER GROUP SPEAKERS—POST FREE
 'Group 25' 'Group 35' 'Group 50'
 12in. 6 gns. 12in. 8 1/2 gns. 15in. 18 gns.
 25w. 35w. 50w.

**E.M.I. Cone Tweeter 3 1/2" square, 8-20kcs. 10w. 17/6. Quality Horn Tweeters 2-18kcs, 10w. 29/6. Crossover 16/6. LOUDSPEAKERS P.M. 3 OHMS. 2 1/2", 3in., 4in., 5in., 7 x 4in., 15ohm, 8in., 22ohm, 6in., 18ohm, 10in., 30ohm, 12in. Double cone 3 or 15 ohm 35/-; 8 x 6in. 30/-; 8 x 5in. 21/-; E.M.I. Double Cone 1 1/2" x 2in., 3 or 15 ohm models. 45/-
SPECIAL OFFER! 8 ohm, 2 1/2in.; 8 ohm, 2 1/2in.; 25 15/6 EACH ohm, 5in., 6 x 4in.; 35 ohm, 5in.; TYPE 15 ohm, 7 x 6in., 10 x 2 1/2 in.**

MINETTE

AMPLIFIER

For Hi-Fi Record Players. AC Mains Transformer. HC chassis size 7 x 9 x 4 in. high. Valves ECL 82, EZ80. Two stage negative feedback. Quality output 3 ohm matching. Bargain offer complete with valves, knobs, volume and tone controls, wired and tested. Post 5/6



79/6

CALLERS WELCOME

337 WHITEHORSE ROAD, WEST CROYDON

Buses 133, 68 pass door. S.R. Stn. Selhurst. Tel. 01-884-1665

NEW RANGE BBC 2 AERIALS

All U.H.F. aerials now fitted with tilting bracket and 4 element grid reflectors. Loft Mounting Arrays, 7 element, 37/6, 11 element, 45/-, 14 element, 52/6, 18 element, 60/-; Wall Mounting with Cranked Arm, 7 element, 60/-, 11 element, 67/-, 14 element, 75/-, 18 element, 82/6. Mast Mounting with 2in. clamp, 7 element, 42/6, 11 element, 55/-, 14 element, 62/-, 18 element, 70/-; Chimney Mounting Arrays, Complete, 7 element, 72/6, 11 element, 80/-, 14 element, 87/6, 18 element, 95/-; Complete assembly instructions with every unit. Low Loss Cable, 1/8 yd. U.H.F. Preamps from 75/-; State clearly channel number required on all orders.

BBC · ITV AERIALS

BBC (Band 1). Telescope loft, 25/-; External 3/6; 30/-; "H" £2.15.0.
ITV (Band 3). 3 element loft array, 30/-; 5 element, 40/-; 7 element, 50/-; Wall mounting, 3 element, 47/6; 5 element, 52/6; Combined BBC/ITV. Loft 1+3, 40/-; 1+5, 50/-; 1+7, 60/-; Wall mounting 1+3, 57/6; 1+5, 67/6; Chimney 1+3, 67/6; 1+5, 75/-
VHF transistor preamps, 75/-.

COMBINED BBC1 - ITV - BBC2 AERIALS. 1+3+9, 70/-; 1+5+9, 80/-; 1+5+14, 90/-; 1+7+14, 100/-; Loft mounting only. Special leaflet available.
F.M. (Band 2). Loft S/D, 15/-; "H", 32/6. 3 element, 55/-; External units available. Co-ax. cable 3d. Yd. Co-ax. plugs, 1/4. Outlet boxes, 5/-; Diplexer Crossover Boxes, 13/6. C.W.O. or C.O.D. P. & P. 5/-; Send 6d. stamps for illustrated lists.

Callers welcomed - open all day Saturday

K.V.A. ELECTRONICS (Dept. P.W.)
 27 Central Parade, New Addington Surrey (CRO-OJB)
 LODGE HILL 2266

H.A.C. SHORT-WAVE KITS

WORLD-WIDE RECEPTION



Famous for over 30 years for Short-Wave Equipment of quality, "H.A.C." were the original suppliers of Short-Wave Receiver Kits for the amateur constructor. Over 10,000 satisfied customers—including Technical Colleges, Hospitals, Public Schools, R.A.F., Army, Hama, etc.

IMPROVED 1968 RANGE
 One-valve model "DX", complete kit—price 56/6 (Postage and packing 3/6).

Customer writes:—"Definitely the best one-valve S.W. Kit available at any price. America and Australia received clearly at good volume." This kit contains all genuine short-wave components, drilled chassis, valve, accessories and full instructions. Ready to assemble, and of course, as all our products—fully guaranteed. Full range of other S.W. kits still available, including the famous model "K" (recommended by radio clubs). All orders despatched by return. (Mail order only.) Send now for a descriptive catalogue, order form.

"H.A.C." SHORT-WAVE PRODUCTS
 29 Old Bond Street, London W.1

AERIAL WIRE: Coils of 25yds. Single Strand 2/8 plus 6d. p. & p.

RELAYS:

- Miniature Plug-in Relays. 185 Coil 4/5-18/8. 2 Change over Contacts 13/6 plus 1/6 p. & p.
- Miniature Plug-in Relays. 130 Coil 4, Light Duty Contacts. 9/15 volts. 18/9 plus 1/6 p. & p.
- 6 volt octal base A/C Relays. 2 pairs heavy duty contacts c/o. Complete with each base 23/- plus 1/6 p. & p.
- Single change over Relay. 875 Coil. 18 volts for printed circuit. 15/- plus 1/6 p. & p.
- Bases for Item 1 and 2, 3/9 plus 6d. p. & p.
- State whether wired or printed circuit.

TEST METER: 20K per volt ITI-243.9.6.
 PT34 small test meter £1.14.0. plus 3/- p. & p.
 TAYLOR JUN. 102.10.0. AVO Minor £9.16.0., and many others.

LOUDSPEAKERS: 8 ohm. 2in. to 6in. from 7/6 to 13/6 plus 1/6 p. & p.
 Car Speakers 7 x 4in. 13/6 plus 2/- p. & p.
TRANSFORMERS: 250-0-250 sec. 60 MVA/6-3 volts 18/9 plus 3/6 p. & p.
 250-0-250 sec. 100 MVA/6-3 volts. 39/6 plus 3/6 p. & p.
TRANSFORMERS SUITABLE FOR SMALL POWER SUPPLIES:

5/11/17 volts at 4 amps. 27/6 plus 3/6 p. & p.
 3 to 30 volts tapped 2 amps. 30/- plus 3/6 p. & p.
 0-9-15 volts. 14 amps. 16/6 plus 3/- p. & p.
 7 watt auto transformers. 10/6 plus 2/6 p. & p.

OUTPUT TRANSFORMERS: Suitable for EL85/UL84 Singles 6/6 plus 2/6 p. & p. Midset Choke Output 6/6 plus 2/6 p. & p.

CONDENSERS ELECTROLYTIC: 2, 4, 10, 16, 30, 50, 100 m.d. 15volts. 1/8 plus 4d. p. & p. each.
CARBON CONTROLS: 5K to 2M Lin. or Log. 3/9 plus 1/- p. & p. 6K to 2M Lin. or Log. with m/v. 5/8 plus 1/- p. & p.

EAR PIECES: 2.5 m/m or 3.5 m/m Magnetic 2/6. Crystal 3 m/m. 3.5 m/m 5/6.

SINCLAIR PRODUCTS: All units and Mat. Trans. TRANSISTORS: Popular Range OC44, OC45, OC71, OC72, OC81, OC82, all at 2/6.

POWER TRANSISTORS: OC26, 10/9; OC28, 15/8; OC35, 13/6; AD149, 15/-.

OSMOR RANGE OF IFs Coils, Driver and output trs. **ELECTRONIC KITS:** Suitable for beginners £2.17.6.

Write or call for our free Components List.

BOTHWELL ELECTRIC SUPPLIES (Glasgow) LTD.
 54 EGLINTON STREET,
 GLASGOW, C.S. Tel. 041 80UTH 2904
 Member of the Lander Group

such as that shown in Fig. 14, R3 is usually of such a high value that even the short-circuit current through it would be insufficient to ruin the transistor. However, without R4 the stage might be encouraged to run towards its bottomed condition.

C2 Open

As with C1, this would cut-off signal passage to the subsequent stage and give the symptom of zero output.

C2 Shorting

While this would not affect the signal passage to the output of the stage in isolation, it would most certainly affect the d.c. conditions of the stage which C2 feeds. This is because the potential at the collector of the transistor in Fig. 14 is bound to differ substantially from the required potential at the input (possibly base) of the next stage.

C2 Reduced in Value

Again, as with C1, this would give a falling bass response into the subsequent stage, producing a response characteristic as shown in *Test 1*.

It will be noticed that capacitors have not been considered as increasing in value. This very rarely happens, and even if it does, the circuit set-up can usually take a bit of extra capacitance without a significant change in its dynamic working conditions. This is not true, however, so far as critically-valued capacitors are concerned in tuned circuits and time-constant circuits, as we shall see.

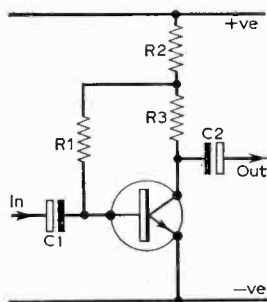


Fig. 15: Simplified common-emitter stage, often used with silicon transistors.

Figure 15 shows a similar amplifier, but this time employing an n-p-n transistor without the base potential-divider. Part 1 (April 1968) explained the d.c. aspects of this, and signal-wise it is virtually the same as that in Fig. 14. C1 feeds the signal in and C2 feeds it out. R3 is the collector load, while R1 sets the base bias in terms of current from the positive supply passing through the resistor and base circuit. R2 is a stabilising resistor, and in some circuits the junction of R2 and R3 is bypassed to the "earthy" side of the circuit through an electrolytic capacitor of some 10 μ F or so.

This kind of circuit is sometimes found in a.f. amplifiers of tape recorders and record reproducers embodying a silicon transistor. This type of transistor is less sensitive than germanium to temperature and junction leakage effects, which is one reason why R1 alone is used for base bias, as distinct from the potential-divider (R1 and R2) in Fig. 14.

In passing, it is worth noting that either the positive or negative side of the circuit may be made

"earthy". For instance, the chassis point in Fig. 15 can be connected either to the plus line or the negative line. It is usual practice to return any decoupling or bypassing capacitors to the side selected as "earthy", but this is not *always* the case.

AUDIO OUTPUT STAGE

There are two basic audio driver/output stages in current use, one uses transformers for coupling to the driver stage and to the loudspeaker, and the other is so-called *transformerless*. We shall look at both of these.

The scheme with transformers is shown in Fig. 16. Here Tr1 is the driver transistor in a common-emitter circuit. This is the same as the circuit in Fig. 14 except that the collector is loaded to the primary of the driver transformer T1 instead of to a load resistor.

Tr2 and Tr3 are the push-pull output transistors in the common-emitter mode with their bases fed from the secondary of T1. Base bias is applied to both of them by the potential-divider R1 and R2 connected to the centre-tap of T1 secondary, and a degree of protection against thermal runaway is given by the emitter resistor R3, common to both transistors.

The collectors are loaded to the primary of the speaker transformer T2, and negative potential is applied to them by the centre-tap on the primary connecting to supply negative. Push-pull operation implies that the signal drive to the base of one of the output transistors is negative-going while simultaneously to the base of the other it is positive-going. This is achieved by the "phase-splitting" action of the driver transformer with its centre-tapped secondary. The amplified signals are then reconstituted in the tapped primary of the speaker transformer.

The output transistors are adjusted for class B working. This means that the collector current is almost zero under zero signal drive, and is attained by careful tailoring of the values of R1 and R2. That is, the base bias is adjusted for just a little above zero total collector current without signal input. Now, when drive occurs, collector current rises alternately to follow the signal waveform and the average total collector current then rises to a maxi-

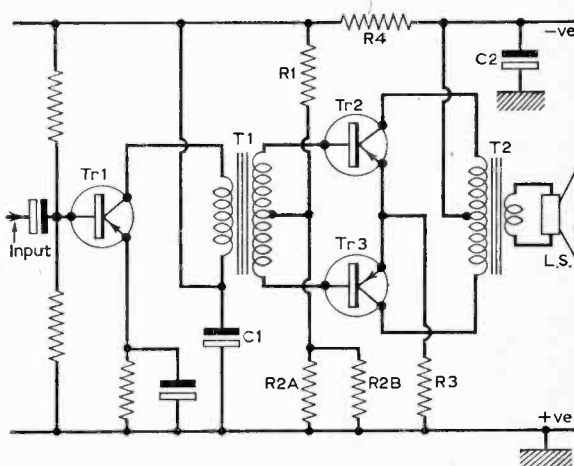


Fig. 16: Transformer-phased and speaker-coupled push-pull stage.

imum value depending on the output power delivered by the stage. A current meter connected in series with the supply would indicate substantial kicks of current with increasing output power.

CROSSOVER DISTORTION

The output transistors are biased so that a little collector current flows under quiescent conditions to avoid an effect called *crossover distortion*. This happens by the effective switching on and off of the output transistors alternately due to the positive and negative half-cycles of drive signal. If the transistors are switched right off (i.e., biased for zero collector current), the reconstituted wave at the output is asymmetrical, since the two halves fail to fit together accurately. However, by adjusting the base bias for a small collector current this distortion does not occur (see Fig. 17).

This means that the biasing is critical, and stabilisation has to be used to ensure that the biasing remains accurate over the normal temperature working range of the equipment and transistors. This is where the thermistor (R2B) comes in. R2, in fact, is composed of R2A in parallel with R2B, the thermistor.

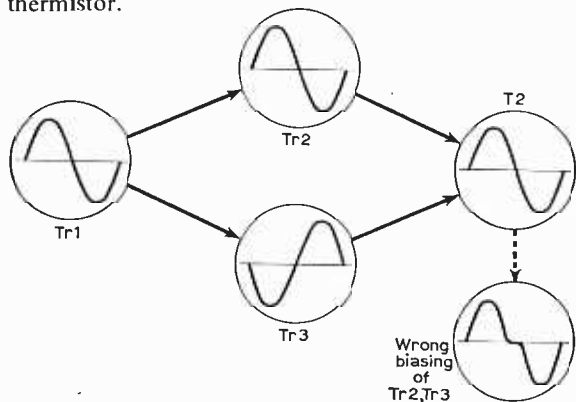


Fig. 17: Showing the phasing in a push-pull audio stage, and the effects of "under-biasing" the output transistors, resulting in crossover distortion.

Without the thermistor, an increase in transistor temperature would increase the collector current, while a decrease in temperature would reduce the current. The thermistor is effectively "geared" to the ambient temperature, so should the collector current rise (due to temperature increase) the resistance of the thermistor would fall, and since this is in the bottom leg of the base potential-divider it pulls back the base current and hence the collector current. Conversely, with an opposite change in temperature.

R3 is a very low value, to avoid power loss, a typical value being 4.7Ω , so it does not have a great protective influence regarding thermal runaway, but heat-sinks on which the output transistors are mounted greatly reduce the possibility of this happening.

R4 in conjunction with C1 gives supply decoupling, and with C1 open-circuit i.f. instability might result. Motor-boating (*Symptom 7* on the record) will occur should the main electrolytic bypass, C2, go open-circuit, especially when the battery veers towards exhaustion. Sometimes, due to a high resis-

tance battery and C2 open, a whistle of about 500c/s develops. It can be immediately cleared by replacing C2.

Bad distortion can be caused by low battery voltage, bad output transistors and incorrect biasing. The latter should lead straight away to checks of R1 and R2, including the thermistor and its mounting.

The transformerless circuit is shown in Fig. 18. Here Tr3 and Tr4 are the push-pull output transistors, driven by Tr1 and Tr2 in complementary d.c. connection. Both Tr1 and Tr2 are in common-emitter mode (the emitter of Tr1 getting its circuit through the emitters of Tr3 and Tr4 for stabilisation), the former being an n-p-n device can be coupled directly from its collector to the base of the latter which is p-n-p. This circuit was considered from the d.c. point of view in Part 1.

The bases of both output transistors are driven together from Tr2 collector, again, with d.c. coupling. This is possible, as mentioned in Part 1, because Tr3 is p-n-p and Tr4 n-p-n. Thus, a positive-going signal half-cycle, for instance, will drive the former into cut-off and the latter into conduction; conversely with a negative-going signal half-cycle. The current pulses "pumped" into the speaker from the output stage emitters through C1 reconstitute as

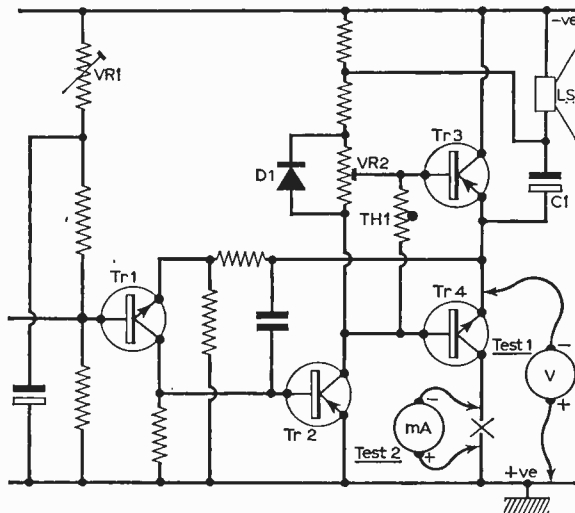


Fig. 18: Transformerless complementary push-pull output stage, showing two tests for biasing.

full waveform output power.

This circuit, too, is arranged for a little quiescent current in the output pair collectors, and temperature stabilisation is provided by the diode D1 and the thermistor Th1 in the base circuit. VR1 and VR2 preset potentiometers are for adjusting the biasing of the output stage, and this is achieved by connecting a high resistance voltmeter at the connected emitters of Tr3 and Tr4 and adjusting VR1 for a reading of 4.8V (*Test 1*). Next, by connecting a milliammeter in Tr4 collector circuit and adjusting VR2 for a quiescent current of 4.5mA (*Test 2*). This is the current for the least crossover distortion.

Note that these voltage and current values relate to circuits in which Tr1, Tr2, Tr3 and Tr4 are transistors type AC127, AC128, AC128 and AC127 respectively (or equivalents, of course).

The other conditions relating to component faults

in this circuit correspond almost equally to those already expounded, so there is no need to repeat them here.

I.F. AMPLIFIER "BLOCK"

To finish this episode, let us investigate an i.f. "circuit block". Such is given in Fig. 19. In spite of the tuned circuits, this has very much in common with the basic circuit in Fig. 14. R1 and R2 form the base potential-divider, but this time the secondary of the i.f. transformer T1 is interposed. This fails to alter the d.c. conditions and makes sure that the i.f. signal is applied straight to the transistor base. The "earthy" side of the winding is made low impedance signal-wise by C1 to chassis. In other words, this makes one side of the winding "earthy" so far as the i.f. signal is concerned.

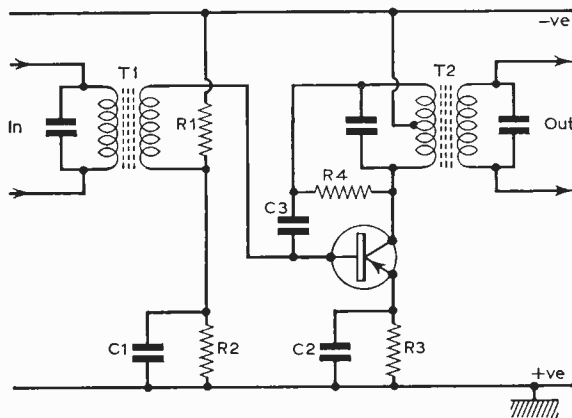


Fig. 19: I.F. amplifier "circuit block" described fully in text.

The emitter resistor, R3, is still here, but this time it is bypassed by a lower value capacitor (C2) since the signal frequency is that much higher than audio.

The collector is loaded into the primary winding of i.f. transformer T2, while C3 feeds back anti-phase some of the signal at the collector to the base to provide neutralisation. R4 is simply a damping resistor across the primary.

Now let us investigate the effect of component faults on the operation.

R1 and R2 Open or Changed Value

The effect will be almost the same as that detailed for a.f. amplifiers, but there are slight differences. For instance, if the change results in increased base bias and collector current the stage could go into oscillation owing to the working gain of the transistor being higher than designed for. Moreover, the change could alter the loading and capacitances as "seen" by the tuned circuits and thus alter the tuning. Further, the feedback capacitance could change, and this will affect the neutralisation, again resulting in instability.

C1 Open

This will take the "earth" from the lower end of T1 secondary and prevent tuning.

C1 Shorting

This will remove the base bias and render the stage inoperative.

R3 Open or Changed Value

Symptoms would be similar to those described for an audio "block", but an increase in value could reduce gain, while a decrease in value could increase gain and alter the tuning and encourage instability.

C2 Open

Gain will be reduced, and here there could be a tendency towards instability, depending upon the phase sensitivity of the tuned circuits and stage generally.

C3 Shorting

See under R3.

C3 Faulty

This will certainly upset the neutralisation and possibly cause instability and/or "peaky" tuning.

R4 Open or High

This will also encourage instability and give rise to "peaky" tuning.

Faults in I.F. Circuits

Faults in the i.f. transformers will be revealed by the inability to obtain correct i.f. alignment within the range of the dust-iron cores. If the d.c. conditions of the transistor are correct, and C1 normal, the trouble in this event could be caused by (i) broken cores, (ii) windings slid down former and (iii) altered value parallel tuning capacitors in the i.f. cans.

TO BE CONTINUED

INTEGRATED CIRCUIT PREAMPLIFIER

—continued from page 103

a plan for an etched circuit for those who agree with this writer in preferring such an approach. Others would follow Mr. Thurston's use of veroboard, and in this context a new variety suitable for use with integrated circuits may be mentioned. As for the performance of the circuit, it was stated in the article January 1967 that an input impedance of the order of 10 megohms could be expected, and the prototype integrated circuit version bears this out. As Mr. Thurston implied, this promises applications outside the audio range, e.g. as the basis of a transistorised voltmeter, the unit would draw no more than about $0.2\mu\text{A}$ from a circuit under test, compared with the $50\mu\text{A}$ of a good multimeter; it could equally

function as an oscilloscope buffer amplifier.

For the experimenter, two further circuits are illustrated, but constructional details are omitted. In the first of these (Fig. 5), Tr1 and Tr2 are connected as a super alpha pair, externally, just as Tr3 and Tr4 are wired into this configuration by connections within the I.C. can. Due to the features of the manufacturing process already mentioned, the I.C. now can operate as a pair of closely matched high impedance preamps., perfectly suited to the task of matching a crystal stereo record cartridge into a "hi-fi" amplifier. Fig. 6 is even more interesting, as an untuned A.M. final amplifier and non-linear detector for a radio receiver.

It is the aim of this article to stimulate interest in these and other possible applications of this unit so that it will achieve the commercial success which alone can ensure a continuous supply of these exciting innovations in our hobby. ■



EXPERIMENTAL TRANSISTOR

MANY excellent circuits have been described for a.c. millivoltmeters, with wide frequency response, high input impedance and other desirable characteristics. Unfortunately they require carefully selected components and offer the user facilities not always wanted. For example, in testing amplifiers it may be sufficient to measure the frequency response across the output terminals where the impedance is low, and the simplest of measuring instruments will be adequate. The frequency response need only be from 20c/s to 20kc/s, and this is easily obtained with sensitivity down to 10mV or so.

The circuit described here has a full scale sensitivity of between 10 and 500mV with corresponding input impedance ranging from about 12k Ω to just over 100k Ω . It can use almost any pair of transistors, germanium or silicon, together with a bridge of general purpose diodes. The meter used in the original was a surplus 0.5mA movement, but any similar moving-coil unit of between, say, 50mA and 2mA sensitivity could be used. Because of the flexibility of this circuit, a particular version will be covered first and then a list of modifications and alternatives will be suggested. This should enable one to be made up out of the most limited spares box.

CIRCUIT


From Fig. 1 it can be seen that the circuit is a two-transistor direct-coupled amplifier. There are two feedback paths. The first is from the emitter of Tr2 to the base of Tr1 and provides the base current for the first transistor.

The emitter of Tr2 is by-passed at audio-frequencies so that this feedback (which is negative

shunt feedback) does not lower the input impedance. Its operation can be understood by assuming that, for example, the current in the first transistor tries to increase. This could be due to increasing temperature, and would result in a falling collector voltage. The base-emitter voltage of Tr2 is small and relatively constant, i.e., this fall in collector voltages transmitted to the emitter of Tr2. There is now a smaller voltage across R2 which reduces the base current of Tr1. Hence the original change is opposed by the feedback. If this feedback were allowed to operate at audio frequencies, the large changes in current through R2 would have to be supplied by the source, and the circuit would have a low input impedance—this is clearly undesirable where the aim is to measure a voltage from a source which might itself have a relatively high impedance.

It is the second feedback path that helps particularly with such problems. There are basically four functions performed by this feedback: (i) it raises the input impedance because it is fed back in series with Tr1 emitter, this requiring a greater input voltage for a given input current; (ii) it stabilises the gain, ensuring that the meter current is determined primarily by the value of VR1; (iii) it linearises the circuit's response to small signals by raising the output impedance and swamping the varying impedance of the diodes; (iv) it extends the frequency response of the amplifier.

As usual there must be some penalties paid for these rewards. Most important is the loss of gain, and, as a rough guide, the gain is reduced by the same factor as the stability, impedance etc. are improved. To explain a little further, assume that with VR1=0,



must be stressed at this stage. In multi-stage amplifiers each transistor will contribute phase-shift at high frequencies and should this total ever reach 190 degrees, then the feedback has been reversed. At these frequencies the gain will be *greater* than in the absence of feedback. Normally the gain without feedback will have fallen considerably, and this positive feedback may or may not be sufficient to cause oscillations.

ANALYSIS

On a simple analysis, a two-stage amplifier will have only two significant phase-shifting networks each able to contribute up to 90 degrees. This in turn will only be achieved at frequencies tending to infinity where the stage gains approach zero. Positive feedback can hardly do any harm to an amplifier with zero gain! The above is a considerable over-simplification of "real life" and some two-stage amplifiers may oscillate where there are other sources of phase shift present. In addition, the phase shift may still produce an increase of gain in a feedback amplifier just prior to cut-off as shown in Fig. 2. This is a plot of meter current against frequency for a constant amplitude of input voltage. With most transistors such a peak will only appear well outside the audio band and can be easily eliminated if desired. Figure 3 shows the fall-off in input impedance with rising frequency. As the gain of the amplifier falls so does the effectiveness of the feedback.

The actual sensitivity of the circuit is meter current divided by input voltage, and could be expressed in such units as mA/volt. This indicates that the

MILLIVOLTMETER

PETER WILLIAMS B.Sc.

a 1mA meter reads full scale for an input of 1mV. If VR1 is increased to 9, for example, and we still require a full-scale reading on the meter, then the input voltage would have to be 10mV—1mV still for the base-emitter and 9mV for VR1. The sensitivity is now reduced by a factor of ten, but the input impedance is similarly increased, since the transistor is still receiving the same signal (1mV) and hence draws the same base current, while the overall input voltage is ten times up.

A most important point about negative feedback

circuit has a "gm" or transconductance and it is found to be mainly dependent on VR1. For an amplifier of infinite gain, $gm = \frac{1}{VR1}$ since then all the input voltage appears across VR1, and all the output (meter) current flows through it. With larger values of VR1 we would expect this ideal to be approached since the base-emitter voltage would be small. This neglects an important point about the meter response which was glossed over in the earlier explanation. The meter deflection is proportional to the *mean* value of the rectified output whereas the

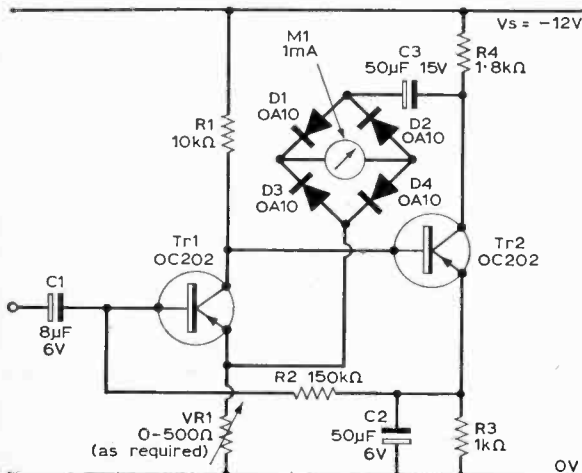



Fig. 1: Circuit diagram of the basic version. Component values are non-critical.



Top view of the layout of components assembled on the S-Dec. Positioning is not unduly critical.

input is specified in terms of its root-mean-square (r.m.s.) value. These are different for all except perfect square waves, though for most waveforms, including sine-waves, the difference is within 10% or so.

It is customary in measuring instruments using moving-coil meters for the measurements, to calibrate the meter in terms of the r.m.s. value of a perfect sine-wave while the reflection is proportional to the mean value. Thus, for sine-waves, the reading can be taken as correct while for other waveshapes there will be varying but small errors. Figure 4 shows the actual input voltages required for full-scale output on a 0.5mA movement using a range of values for R2.

If the circuit is to be built using surplus germanium transistors, then biasing may be more of a problem. Resistor R2 would probably have to be reduced to allow for the increase in leakage currents at higher temperatures, though this is somewhat offset by the

that their value is rarely critical. This is fortunate in that the manufacturing tolerance is broad—they may be up to 50% or more above their marked value. Reducing all the quoted values by a factor of two would still leave the circuit able to cover the audio band adequately. The voltage rating of C1 need only be a few volts unless the source voltage contains an appreciable d.c. term. C2 will typically have about 3V across it and a rating of 6V or above should be satisfactory. The voltage across C3 will be less than the supply voltage, but for safety a voltage rating of, say, 15V would be better.

Nor are resistor values critical, and they could be scaled up or down by factors of two or more without impairing the basic operation, of course, with low values of resistance the input impedance would also fall, and would be roughly proportional to the resistance values. If wide tolerances in the com-

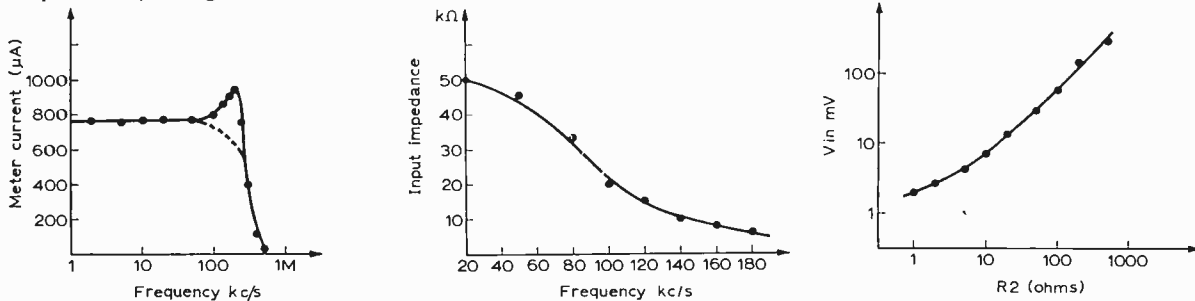


Fig. 2 (left): Phase shift in the amplifier can increase gain at frequencies close to cut-off. This peak in response can be removed (as in dotted curve) by the addition of a CR network between collector and base of Tr2. (Meter current for R2=20, Vin=20mV). Fig. 3 (centre): Input impedance/frequency. Below 20kc/s the input impedance remains fairly constant.

Fig. 4 (right): Input voltage/R2 for constant meter current of 0.5mA. The curve shows that a minimum signal of around 1.5mV is required even with R2=0. For high values of R2, input voltage becomes proportional to R2 which alone determines circuit sensitivity.

lower value of V_{be} on the first transistor (it must be remembered that the potential at the emitter of Tr2 is equal to the sum of that V_{be} and the voltage dropped across R2). Choose R2 such that the emitter of Tr2 is at about 2 to 3V above ground.

CHOICE OF TRANSISTOR

It is good practice to choose the transistor with lower leakage as the first stage of such an amplifier. This reduces the above bias problem and often produces less noise, since some of the noise-generating mechanisms in transistors are also sources of leakage current. The frequency response is likely to be worse than that of the original version, but there should be no difficulty in covering the audio band. Should there be any "peaking" of response as occurred in the circuit of Fig. 1, then a capacitor and resistor in series may be connected between collector and base of Tr2. The values used in the original are shown in Fig. 5—again the components would have to be selected to suit the transistor. A larger value capacitor would have to be used if the problem were to arise with cheap germanium transistors.

At the other extreme, the many excellent epoxy and plastic cased planar silicon transistors would perform excellently in this circuit. The problem might be that, retaining their gain to frequencies in the multimegacycle range, they will be prone to high frequency oscillation due to stray coupling between input and output. The CR network described above should provide a solution if screening is difficult. If the transistors used are n-p-n then the polarity of supply voltage and electrolytics should be reversed.

While considering capacitors it is worth noting

ponents leave less than, say, 2.5V across Tr2, then VR1 should be reduced. The upper and lower limits of the resistors are set by leakage and dissipation problems respectively. If another value of supply voltage is preferred, then it should be sufficient to select R2 for a voltage across Tr2 of a quarter to a third of the supply voltage. Various versions of the circuit have been used with supplies between 6V and 30V.

The choice of meter and bridge circuit is equally wide. To allow full drive to the meter, the standing current in Tr2 has to be greater than the peak current required by the meter. It is suggested that a standing current in Tr2 of about 5× the meter full-scale reading should be suitable. In the interests of battery drain and transistor dissipation it is probable that currents above 10mA would be undesirable. This limits the choice of meter movements to a maximum of 2 or 3mA. Probably cost will place a limit on the most sensitive meter that could be used, though for currents below 100µA the bridge would benefit from the use of silicon diodes. This is because the germanium diodes have a reverse leakage current that might become an appreciable fraction of the meter current at high temperatures. Meters of full-scale sensitivity between 50mA and 2mA have proved satisfactory in circuits of this type.

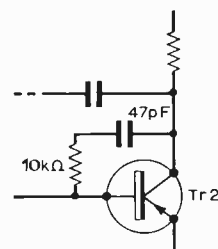


Fig. 5: Additional components reduce gain of amplifier at high frequencies and remove peak response.

practically wireless


commentary by **HENRY**

YOU are always going on about computers, Henry: have you seen the latest news?

About the Edinburgh University computer that taught itself to balance a pole on a moving cart for 90 minutes, you mean? That must have been fun for Professor Donald Michie. The best his students could do was five seconds flat.

No, I was not being frivolous. I was referring to the chess matches.

Old hat! Computers have been



Whacking men at noughts and crosses, whacking man at chess and noughts and crosses since the abacus was invented by Confucius' nephew.

That is just the point. This was a Russian . . .

Confucius' Red nephew then. What's the difference? Moscow has been crowing ever since their M-20 beat an American version last year.

Actually it was the M-20 that was involved in this incident, in a contest sponsored by the Ural-sky Rabochy and the Soviet Academy of Sciences' Institute of Theoretical and Experimental Physics.

You must be making this up!

Don't be sceptical, Henry. I am indebted for my information to Janus of Electronics Weekly, and the Soviet chess champion, Lev Polugayevsky. The contest went on for four months. Playing against the computer were chess fans from 80 towns in the Urals,

the first mass competition to involve an electronic computer.

Evidently, you haven't heard about Operation Match.

Frivolity again! I am not concerned with computer selection of dating couples. The point I am trying to impress upon you is that the USSR competition was arranged by feeding moves suggested by fans to the M-20 computer, which worked under the same program it had used to beat the Americans in the straight computer match last year.

So what! First prize a trip to Siberia; second prize a longer trip. The computer always wins, so what's the point?

I'll tell you. During the play, the computer exhibited some "human" weaknesses. It began by taking an opposing pawn without due caution and after 19 moves, the computer resigned.

SAY THAT AGAIN!

After nineteen moves the computer resigned. It could foresee an inevitable mate in three further moves. This would seem to indicate a triumph for the human mind, and some hope for the future of mankind in a world rapidly becoming more and more dominated by—


OK, OK,—but surely it is obvious that the computer was just bemused by the variation in approach, in style of play, by the 80 groups of fans, many of them probably mere enthusiastic amateurs. Had Lev Whatsisname-sky been playing solo against the computer, there would have been a harder-fought game, but no doubt about the outcome.

Janus suggested the machine may have been corrupted by previous contact with the bourgeois American imperialist model.

Now who is being frivolous? We must be careful how we treat our electronic brains. Look at what happened at St. Louis, and again at Harvard, for example. In the first case, an engineer fed

a computer with the listed numbers in four local exchanges and the machine gave him back all the non-listed numbers, which he used to get access to private-leased trunk lines. The *Wall Street Journal* doesn't tell us whether the computer was arrested as an accessory.

In the second case, students at Harvard used a computer, a recorder (the type you blow through), and their native ingenuity to imitate signalling tones and bypass the telephone



First prize a trip to Siberia

company's billing computer, getting free calls anywhere. They even obtained access to Defence Department trunk lines—when they were finally caught. There is a thousand dollar fine for this Federal offence, but apparently these lads got away with it, after they had told the Trunks and Telegraphs Company exactly how they performed their anti-social swindle.

It couldn't happen here, Henry.

Couldn't it just! Although the PMG has so far ordered no computers for hire to outside users, he has made provision for a £500,000 commitment on commercial National Data Processing Service business in 1968-9, and sums of £2.5-3m. pounds are envisaged for the next two years. What with the Science Research Council coming out in favour of project 50, the ICT supercomputer designs, we are well on the way to your "machine-dominated age".

Five steps to hi-fi

PART TWO TURNTABLE DRIVES

IAIN SMITH

THE quality of reproduction of your equipment is limited by the capabilities of its poorest component. It is no good having the best pick-up in the world working with a bad turntable drive. It is with this in mind that we come to the question of turntables and their associated driving gear.

Over the past half-century, many experiments have been conducted to determine the best possible form of drive from the motor to the turntable and hence the record. Berliner's spring drive motivated the centre spindle about which the turntable rotated and this method was carried on into the era of the electric gramophone. The rim drive was then devised and this is the most widely used form of drive today. This drive relies on friction. The motor shaft, which is vertical, is fitted with a pulley. The pulley may be stepped in diameters corresponding to the number of different speeds required, usually three or four. It may also be tapered on models which have infinitely variable speed over the range. The pulley drives a rubber-tired wheel which runs on the inside of the turntable rim. To effect speed selection the pulley is moved in a vertical direction against the appropriate pulley diameter. This is shown in Fig. 2.

Squirrel Cage Motors

The type of motor most commonly used in cheap and moderately priced equipment is the shaded pole squirrel cage induction motor so called because a movement of flux across the pole face sets up a "rotating" field causing the rotor to turn at a speed just below synchronous speed. The movement of flux across the pole face is caused by copper bars set in one side of each steel pole face thereby causing a flux lag due to the different materials. This type of motor has one drawback in that speed fluctuates with load, and a turntable, due to record groove modulations, is under a constantly fluctuating load.

Synchronous Motors

More expensive, or transcription, units overcome this problem by utilising synchronous motors. They are normally slow running in order to increase the pulley diameter. This increases the motor inertia and stability. Apart from sometimes using synchronous motors the only major difference between a transcription unit and a less expensive drive is the quality of components used. In a transcription unit bearings, spindles, turntable and motor are of heavier construction in order to give the sort of continuous service expected in broadcasting studios. On transcription units a $\pm 5\%$ speed variation control may be

fitted for correction purposes. This is an eddy current brake with an aluminium disc attached to the motor shaft. By movement of the control a magnet is moved across the disc increasing the load on the motor.

Wow and Flutter

Earlier on inertia was mentioned in connection with the motor pulley. Inertia plays an important part in record reproduction. Ideally the turntable should be of heavy cast construction to provide a flywheel effect, and help in ironing out high rate fluctuations in speed known as "flutter". One effect of flutter is to make soprano voices sound as if they are gargling. A heavy turntable also helps overcome "wow" which is similar to flutter i.e. fluctuation in speed, but at a much lower rate.

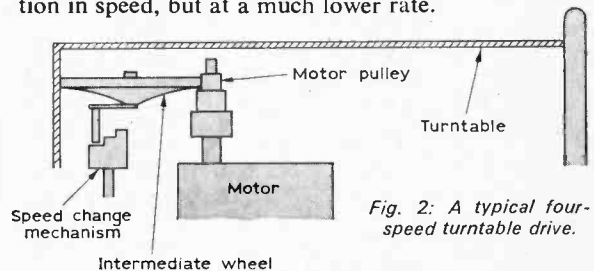


Fig. 2: A typical four-speed turntable drive.

Both flutter and wow are expressed as a percentage of variation of the nominal running speed. A figure of 0.05% or less is acceptable and would not be noticed. Higher figures probably would not be noticed either but it is always best in hi-fi to aim high. A heavy turntable will also help to reduce "rumble". This is a low frequency background noise caused by the mechanics of the drive system.

How heavy should your turntable be? As a rough guide it should be so heavy that it takes more than 60 seconds to stop from $33\frac{1}{3}$ r.p.m. when disconnected completely from the drive. It should also be more than 10 inches diameter. If your turntable is heavy and stops in much less than 60 seconds then this could either be due to the bearing needing attention or the turntable being out of balance or both.

Turntable Truth

One factor so often neglected in cheap turntables (from bitter experience) is turntable truth, i.e., the variation of the turntable surface. The British Standard Specification for the reproduction of gramophone records states that the turntable surface should be true to within 0.020in. Now this may satisfy

the British Standards Institute but it does not satisfy a high fidelity fan. Turntable truth in the order of 0.005in. or less is a must. Many record player manufacturers claim that this is unnecessary accuracy and that even 0.050in. is far truer than many records. This argument is rather like motor-car manufacturers claiming that there are so few rough stretches of road now that suspension is obsolescent. It is obvious to see that excessive variation in turntable truth causes undue record wear because of the record having to lift the pick-up mass.

If your turntable drive shows obvious signs of speed variation then it is probably due to the drive slipping. All driving surfaces such as motor pulley, intermediate wheel and turntable rim should be thoroughly cleaned with a grease solvent. If the trouble is still experienced, then the motor should be suspected.

Summing Up

To sum up this part the following points should be noted when purchasing a turntable drive:

1. All bearings etc. should be heavy duty type.
2. Flutter and wow should be a minimum.
3. The turntable should be of heavy cast construction.
4. Turntable truth should be 0.005in. or thereabouts.
5. Rumble should be at a low level.

To be continued

Build this Radio-Controlled MODEL BOAT

A pleasure to construct and a joy to run, this 34in. kit-built diesel-powered high speed craft carries a multi-channel control system which will make it the king-pin of any water on which it is sailed. Incorporates proportional rudder and progressive throttle control for good manoeuvrability, with simultaneous or one-at-a-time operation of these systems. Full how-to-build instructions, with details of transmitter and receiver (including control gear). Begins in next month's issue. Don't miss it!

Practical ELECTRONICS

JUNE ISSUE ON SALE FRIDAY, MAY 17

Order your copy now!

AN APOLOGY

We much regret that, due to circumstances beyond our control, it has proved impossible to include the *Portable Keyless Organ* and the *Variable Frequency Oscillator* in this month's issue as was our intention.

We apologize to readers and give our assurance that these articles will be featured as soon as possible in Practical Wireless.


THE STEPTRON..



An electronic stopwatch for the darkroom. Uses two transistors and four diodes to control the enlarger and two safelights automatically.

SIMPLE RECEIVERS FOR BEGINNERS

2 transistor receiver, the second in our popular beginner's series. Super-simple circuitry, easy to build. A crystal set or a two-transistor receiver at the flick of a switch.



PORTABLE KEYLESS ORGAN



A solid state musical organ with unique "keyless" notes. Has built-in vibrato, its own preamp and output stage. Full instructions including tuning-up and playing techniques.

ALL IN NEXT MONTH'S

PRACTICAL WIRELESS

DON'T MISS THE JULY ISSUE
ON SALE JUNE 7th

LETTERS

The Editor does not necessarily endorse the views expressed by correspondents.

Not always true!

It would appear that Mr. R. Haworth (March 68) has misinterpreted "You get what you pay for." (July 67). If he reads my letter again he will find it referred to the very controversial subject of kits with suggestions for the would-be buyer.

The unfortunate who haven't a spares shop around the corner naturally turn to mail order, some not realising that care is needed to avoid falling into this pit of suffering, others just asking for trouble.

One correspondent had five complaints on his order and says the next order from the same firm was even worse. Now surely if one orders a pair of trousers and receives the wrong size and a leg missing they don't send a repeat order in the hopes that the next pair will be all right. Mr. H. waited ten days for his not-too-clear price list, after five days I'd have moved on. Any advertiser interested in inquiries for orders will act promptly and all the old excuses we hear about regarding delays give more reason to shop elsewhere. Some firms give a very good service even if it does cost a few extra coppers.

Errors do of course occur even with the conscientious types, just the same as the guy who neatly writes out his order then forgets to add his address, or errors printed in P.W. circuits and parts lists.

Readers have a very good and varied choice of advertisements in PRACTICAL WIRELESS, thousands of orders large and small must be dealt with each year. I wonder what percentage of customers are satisfied. How about a vote, or would that put an end to this now drawn-out subject of suffering.

Just think though if everything was perfect, the educated would be unable to write in and correct the mistakes, others couldn't tell us how they'd been caught. Mr. H. wouldn't have lost his 1s. 3d. and then I couldn't have passed away two hours typing this with one finger on a 1920 Oliver typewriter.

To finish off, a word of thanks to the poor guy who has to sort out all these heartaches besides giving us a good interesting magazine month

after month, Mr. W. N. Stevens. Thanks also to Henry who solves reader's problems on their super noiseless specials without the aid of strait-jacket or ether.—K. Marlow (Surrey).

Not quite so

In the March issue of PRACTICAL WIRELESS, your correspondent M. Francis suggests that a 110V (75 watt) soldering iron can be used from 220 volts a.c. if a BY100 is put in series.

I am afraid this is not so. Ohm's law tells us that the iron, if connected without the diode, will dissipate 300 watts on a 220 volt supply. Thus, with the diode, its dissipation will only be reduced to 150 watts, which will soon lead to its destruction.

A. Jefford's suggestion, to use a 75 watt bulb in series, is technically correct, provided the 75 watt bulb is a 110 volt one. I would imagine a 100W or 150W 220 volt bulb to be more suitable but the position is complicated by varying filament resistance with temperature.

Has Mr. J. MacFarlane considered using a "simmerstat" energy regulator. He could then adjust this to be on for 25% of the time. This also has the advantage that he can cut back to "background heat" when the soldering iron is on standby.

For best results the simmerstat should be adjusted to go on and off fairly rapidly, thus ensuring an even temperature.—C. P. Finn (Nuneaton, Worcs.).

It won't work

With reference to Mr. N. Francis' letter in the March 1968 issue suggesting that 110 volt mains equipment can be run from the 220 volt mains if a diode is placed in series, I should like to point out the fallacy.

Power is proportional to the square of voltage; so that 110 volt equipment will dissipate four times the intended power on 220 volts. If one-half of the mains cycle is removed, the power will still be double.

I have of course neglected the

small increase in resistance of a filament at the higher temperatures obtained.—Peter J. A. Moulton (London, S.W.1).

"Not the only one"

With reference to the letter from R. Haworth in the March issue, he definitely is lucky!

My first encounter with one well-known firm was last November when they supplied the wrong capacitor. It took five letters and five weeks to obtain a reply enclosing a refund and stating that the component was out of stock!

At my second encounter with this firm in January; my order arrived—a bundle of GPO sticky tape and broken Veroboard, for which privilege the firm levies a surcharge of 2s. 6d.—"To maintain the high standard of our postal service." Three of the components were totally incorrect, so back to the firm went a very rude letter. By return of post I received a post card: "Please return incorrect items for immediate replacement" it stated. It was a further TWO WEEKS before I eventually received a refund—the components were out of stock!—D. G. Chappell (Bangor, Caerns.).

Auto clocks, etc.

I was interested to read the encouraging remarks by Mr. Blunden of Guildford, regarding my letter which appeared in the January issue of P.W., in connection with the Auto-Clocks etc.

One would form the opinion that he is in the employment of the Electricity Board or similar undertaking using such clocks.

The remarkable thing is that the description he so far gave, was of the same idea as I approached the British firm with, who turned it down saying it had no practical value.

I would be interested to hear more, if Mr. Blunden will write me and let me have his address so that I can communicate with him privately on this interesting matter.—Herbert S. Barker (15 Buttermere Drive, Dalton-in-Furness, Lancashire).

BENTLEY ACOUSTIC CORPORATION LTD.

Suppliers to H.M. Government

38 CHALCOT ROAD, LONDON, N.W.1

Telephone Primrose 9090

ALL GOODS LISTED BELOW, ACTUALLY IN STOCK. ALL GOODS ARE NEW. BEST QUALITY MANUFACTURE ONLY, AND SUBJECT TO MAKERS' FULL GUARANTEE. PLEASE NOTE THAT WE DO NOT SELL ITEMS FROM USED EQUIPMENT NOR MANUFACTURERS' SECONDS & REJECTS, WHICH ARE OFTEN DESCRIBED AS "NEW AND TESTED" BUT HAVE A SHORT AND UNRELIABLE LIFE.

OA2 5/-	6CW4 12/-	12ATT 3/6	90CV 33/8	DW4/350	EF98 9/-	MU12/14 4/-	8P42 12/8	W42 11/-	BCY34 5/-	OA95 1/9
OB2 5/-	6D3 7/6	12AUG 4/9	90C1 16/-	90C1 16/-	EF183 6/3	MX40 12/6	8P61 2/8	W61 24/6	BCY38 5/-	OA182 2/6
OZ4 4/6	6D6 3/6	12AV6 5/6	130B2 14/6	DW4/50 8/6	EF184 6/3	N37 23/3	W73 7/6	W73 7/6	BCY14 5/6	OA200 1/6
1A3 2/6	6E5 9/6	12AV6 5/6	150C2 5/-	150C2 5/-	EH90 7/6	N78 38/3	TH4B 10/8	W76 3/6	BCZ11 5/6	OA202 2/6
1A4 12/6	6F1 9/6	12AX7 4/6	161 15/-	161 15/-	JY86 5/9	EL32 3/6	N108 26/7	W77 2/6	BC107 4/6	OA210 9/6
1A5 5/6	6F6G 4/-	12AY7 9/6	186BT 35/-	186BT 35/-	DY87 5/9	EL33 12/-	N152 7/6	W81M 6/-	BC108 3/9	OA211 13/6
1A7GT 7/6	6F6M 7/8	12BA6 5/6	301 20/6	301 20/6	EB0F 24/-	EL34 9/6	N339 25/-	W101 26/2	BC109 4/6	OA220/12/-
1C1 4/9	6F12 3/3	12BB5 5/3	302 18/6	302 18/6	EB3F 24/-	EL35 10/6	N359 7/6	W107 10/6	BC113 5/6	OA230/10/6
1C2 7/6	6F13 7/6	12BH7 5/-	303 15/-	303 15/-	EB3C 12/-	EL36 8/9	N438 12/8	W129 18/-	BC114 5/6	OA232 9/6
1C3 6/6	6F14 15/-	12E1 17/6	306 18/6	306 18/6	EB180F 17/8	EL37 18/6	PAC80 7/6	X34 16/8	BC116 5/6	OA233 9/6
1C5 4/9	6F15 10/9	12J5GT 3/6	807 11/9	807 11/9	EA50 1/6	EL41 8/6	PC86 9/9	X41 10/-	BC118 4/6	OA240 9/6
1C6 10/6	6F17 12/6	12J7GT 6/6	956 2/9	956 2/9	EA76 13/-	EL42 7/6	PC88 9/9	X61 6/-	BD119 9/-	OA225 9/6
1D5 6/6	6F18 9/6	12K5 8/6	1821 10/6	1821 10/6	EABC80 6/9	EL43 8/6	PC95 6/9	X64 5/6	BFY50 5/-	OA226 9/6
1D6 9/6	6F23 11/6	12K7GT 3/6	5763 10/-	5763 10/-	EAC91 3/3	EL45 6/9	PC97 5/9	X65 5/6	BFY51 4/6	OA220/17/6
1FD1 6/6	6F24 10/-	12K9GT 3/6	7198 10/6	7198 10/6	EL46 4/6	EL46 4/6	PC90 4/6	X68 7/6	BFY52 5/-	OA221 7/-
1FD9 3/3	6F25 10/-	12Q7GT 3/6	7475 2/6	7475 2/6	EB34 7/6	EL45 7/6	PC84 7/6	X76M 7/9	BF154 5/6	OA223 9/6
1G6 6/6	6F28 10/6	12SA7/T8/9	807 11/9	807 11/9	EB41 4/6	EL46 8/6	PC85 6/9	X81M 29/1	BF159 5/-	OA224/13/-
1H6GT 7/-	6F32 3/-	12R7 6/6	956 2/9	956 2/9	EB91 2/3	EL91 2/6	PC88 10/6	X101 29/1	BF163 4/6	OC19 25/-
1L4 2/6	6G6G 2/6	12R17 3/-	AC044 14/-	AC044 14/-	EB3C 20/6	EL95 5/6	PC89 9/9	X109 26/-	BF167 2/6	OC22 5/-
1L5 4/6	6G6T 6/6	12R17 3/-	AC2PEN	AC2PEN	EB34 7/6	EL96 8/6	PC84 9/9	X13 5/6	BF173 2/6	OC23 7/6
1LN5 4/6	6G5G 3/9	12R8K 3/-	AC2PEN	AC2PEN	EB38 1/3	EM71 14/-	PC89 9/9	X43 5/6	BF182 3/6	OC24 14/6
1NSGT 7/9	6J5GT 4/6	12R97/T8/9	AC2PEN	AC2PEN	EB39 3/9	EM80 5/9	PC82 6/6	Z63 4/3	BF185 3/6	OC24 14/6
1P1 6/6	6J6 3/-	12R8K 3/-	DD 19/6	DD 19/6	EB39 3/9	EM81 6/9	PC84 8/6	Z77 3/3	BY100 3/6	OC26 5/6
1P10 4/9	6J7G 4/9	12Y4 2/6	AC6PEN 4/9	AC6PEN 4/9	EB39 3/9	EM82 5/9	PC86 8/6	Z329 11/8	BY101 11/8	OC28 5/6
1P11 5/6	6J7GT 4/9	12Y4 2/6	AC6PEN (5)	AC6PEN (5)	EB39 3/9	EM85 11/-	PC89 9/9	Z729 6/3	BY105 10/8	OC29 16/6
1R3 4/9	6K6GT 5/-	13D3 5/6	AC/PEN (7)	AC/PEN (7)	EB39 3/9	EM85 11/-	PC89 9/9	Z729 6/3	BY105 10/8	OC29 16/6
1R4 4/9	6K7G 1/3	14H7 9/6	AC/PEN (7)	AC/PEN (7)	EB39 3/9	EM85 11/-	PC89 9/9	Z729 6/3	BY105 10/8	OC29 16/6
1R5 3/3	6K7GT 4/6	14H7 9/6	AC/PEN (7)	AC/PEN (7)	EB39 3/9	EM85 11/-	PC89 9/9	Z729 6/3	BY105 10/8	OC29 16/6
1T2 34/11	6K8G 3/6	18T 12/6	AC/T/TH10/	AC/T/TH10/	EB39 3/9	EM85 11/-	PC89 9/9	Z729 6/3	BY105 10/8	OC29 16/6
1T4 2/6	6K8GT 7/6	18T 12/6	AC/T/TH10/	AC/T/TH10/	EB39 3/9	EM85 11/-	PC89 9/9	Z729 6/3	BY105 10/8	OC29 16/6
1U4 5/6	6K9GT 7/6	18T 12/6	AC/T/TH10/	AC/T/TH10/	EB39 3/9	EM85 11/-	PC89 9/9	Z729 6/3	BY105 10/8	OC29 16/6
1U5 3/3	6L18 7/6	20D1 13/6	AC/P/VP12/	AC/P/VP12/	EB39 3/9	EM85 11/-	PC89 9/9	Z729 6/3	BY105 10/8	OC29 16/6
2A7 12/8	6L19 19/-	20D4 20/5	AC/P/VP12/	AC/P/VP12/	EB39 3/9	EM85 11/-	PC89 9/9	Z729 6/3	BY105 10/8	OC29 16/6
2D13C 7/-	6L20 20/6	20F2 11/6	AC/P/VP12/	AC/P/VP12/	EB39 3/9	EM85 11/-	PC89 9/9	Z729 6/3	BY105 10/8	OC29 16/6
2D21 5/6	6N7GT 7/6	20L1 13/6	ATPA 4/3	ATPA 4/3	EB39 3/9	EM85 11/-	PC89 9/9	Z729 6/3	BY105 10/8	OC29 16/6
2X2 3/6	6P23 12/6	20P3 13/6	AZ1 5/6	AZ1 5/6	EB39 3/9	EM85 11/-	PC89 9/9	Z729 6/3	BY105 10/8	OC29 16/6
3A3 3/6	6P25 12/6	20P3 13/6	AZ31 7/9	AZ31 7/9	EB39 3/9	EM85 11/-	PC89 9/9	Z729 6/3	BY105 10/8	OC29 16/6
3A5 9/6	6P26 12/6	20P3 13/6	AZ41 6/8	AZ41 6/8	EB39 3/9	EM85 11/-	PC89 9/9	Z729 6/3	BY105 10/8	OC29 16/6
3B7 5/6	6P28 25/6	20P5 17/6	B36 4/9	B36 4/9	EB39 3/9	EM85 11/-	PC89 9/9	Z729 6/3	BY105 10/8	OC29 16/6
3D6 3/9	6Q7G 5/-	25A6G 7/6	EB39 3/9	EB39 3/9	EB39 3/9	EM85 11/-	PC89 9/9	Z729 6/3	BY105 10/8	OC29 16/6
3Q4 5/6	6Q8GT 7/6	25L9G 4/6	EB39 3/9	EB39 3/9	EB39 3/9	EM85 11/-	PC89 9/9	Z729 6/3	BY105 10/8	OC29 16/6
3Q5GT 7/6	6R7G 5/6	25Y5G 8/6	EB39 3/9	EB39 3/9	EB39 3/9	EM85 11/-	PC89 9/9	Z729 6/3	BY105 10/8	OC29 16/6
384 4/9	6S4GT 7/6	25Y5G 8/6	EB39 3/9	EB39 3/9	EB39 3/9	EM85 11/-	PC89 9/9	Z729 6/3	BY105 10/8	OC29 16/6
3V4 5/6	6S6GT 7/9	25Z4G 8/3	EB39 3/9	EB39 3/9	EB39 3/9	EM85 11/-	PC89 9/9	Z729 6/3	BY105 10/8	OC29 16/6
4D1 3/9	6S7 3/6	25Z5 7/6	EB39 3/9	EB39 3/9	EB39 3/9	EM85 11/-	PC89 9/9	Z729 6/3	BY105 10/8	OC29 16/6
5V4GY 8/9	6S7 3/6	25Z4G 8/3	EB39 3/9	EB39 3/9	EB39 3/9	EM85 11/-	PC89 9/9	Z729 6/3	BY105 10/8	OC29 16/6
5V4G 4/9	6S7 3/6	25Z5 7/6	EB39 3/9	EB39 3/9	EB39 3/9	EM85 11/-	PC89 9/9	Z729 6/3	BY105 10/8	OC29 16/6
5V4G 3/9	6S7 3/6	25Z4G 8/3	EB39 3/9	EB39 3/9	EB39 3/9	EM85 11/-	PC89 9/9	Z729 6/3	BY105 10/8	OC29 16/6
5Y3GT 5/6	6S7 3/6	25Z5 7/6	EB39 3/9	EB39 3/9	EB39 3/9	EM85 11/-	PC89 9/9	Z729 6/3	BY105 10/8	OC29 16/6
5Z3 7/6	6S7 3/6	25Z4G 8/3	EB39 3/9	EB39 3/9	EB39 3/9	EM85 11/-	PC89 9/9	Z729 6/3	BY105 10/8	OC29 16/6
5Z4G 7/6	6S7 3/6	25Z5 7/6	EB39 3/9	EB39 3/9	EB39 3/9	EM85 11/-	PC89 9/9	Z729 6/3	BY105 10/8	OC29 16/6
6/30L2 12/8	6S7 3/6	25Z4G 8/3	EB39 3/9	EB39 3/9	EB39 3/9	EM85 11/-	PC89 9/9	Z729 6/3	BY105 10/8	OC29 16/6
6A8G 7/6	6S7 3/6	25Z5 7/6	EB39 3/9	EB39 3/9	EB39 3/9	EM85 11/-	PC89 9/9	Z729 6/3	BY105 10/8	OC29 16/6
6AC7 3/6	6S7 3/6	25Z4G 8/3	EB39 3/9	EB39 3/9	EB39 3/9	EM85 11/-	PC89 9/9	Z729 6/3	BY105 10/8	OC29 16/6
6AG5 2/6	6S7 3/6	25Z5 7/6	EB39 3/9	EB39 3/9	EB39 3/9	EM85 11/-	PC89 9/9	Z729 6/3	BY105 10/8	OC29 16/6
6AG7 5/6	6S7 3/6	25Z4G 8/3	EB39 3/9	EB39 3/9	EB39 3/9	EM85 11/-	PC89 9/9	Z729 6/3	BY105 10/8	OC29 16/6
6AJ5 8/6	6S7 3/6	25Z5 7/6	EB39 3/9	EB39 3/9	EB39 3/9	EM85 11/-	PC89 9/9	Z729 6/3	BY105 10/8	OC29 16/6
6AK5 4/9	6S7 3/6	25Z4G 8/3	EB39 3/9	EB39 3/9	EB39 3/9	EM85 11/-	PC89 9/9	Z729 6/3	BY105 10/8	OC29 16/6
6AK8 6/6	6S7 3/6	25Z5 7/6	EB39 3/9	EB39 3/9	EB39 3/9	EM85 11/-	PC89 9/9	Z729 6/3	BY105 10/8	OC29 16/6
6AL5 2/6	6S7 3/6	25Z4G 8/3	EB39 3/9	EB39 3/9	EB39 3/9	EM85 11/-	PC89 9/9	Z729 6/3	BY105 10/8	OC29 16/6
6AM4 16/8	6S7 3/6	25Z5 7/6	EB39 3/9	EB39 3/9	EB39 3/9	EM85 11/-	PC89 9/9	Z729 6/3	BY105 10/8	OC29 16/6
6AM5 2/6	6S7 3/6	25Z4G 8/3	EB39 3/9	EB39 3/9	EB39 3/9	EM85 11/-	PC89 9/9	Z729 6/3	BY105 10/8	OC29 16/6
6AM6 3/3	6S7 3/6	25Z5 7/6	EB39 3/9	EB39 3/9	EB39 3/9	EM85 11/-	PC89 9/9	Z729 6/3	BY105 10/8	OC29 16/6
6AQ5 4/9	6S7 3/6	25Z4G 8/3	EB39 3/9	EB39 3/9	EB39 3/9	EM85 11/-	PC89 9/9	Z729 6/3	BY105 10/8	OC29 16/6
6AR6 20/-	6S7 3/6	25Z5 7/6	EB39 3/9	EB39 3/9	EB39 3/9	EM85 11/-	PC89 9/9	Z729 6/3	BY105 10/8	OC29 16/6
6AT6 3/9	6S7 3/6	25Z4G 8/3	EB39 3/9	EB39 3/9	EB39 3/9	EM85 11/-	PC89 9/9	Z729 6/3	BY105 10/8	OC29 16/6
6AV6 5/6	6S7 3/6	25Z5 7/6	EB39 3/9	EB39 3/9	EB39 3/9	EM85 11/-	PC89 9/9	Z729 6/3	BY105 10/8	OC29 16/6
6AV8 5/6	6S7 3/6	25Z4G 8/3	EB39 3/9	EB39 3/9	EB39 3/9	EM85 11/-	PC89 9/9	Z729 6/3	BY105 10/8	OC29 16/6
6BG 2/6	6S7 3/6	25Z5 7/6	EB39 3/9	EB39 3/9	EB39 3/9	EM85 11/-	PC89 9/9	Z729 6/3	BY105 10/8	OC29 16/6
6BA6 4/6	6S7 3/6	25Z4G 8/3	EB39 3/9	EB39 3/9	EB39 3/9	EM85 11/-	PC89 9/9	Z729 6/3	BY105 10/8	OC29 16/6
6BE6 4/3	6S7 3/6	25Z5 7/6	EB39 3/9	EB39 3/9	EB39 3/9	EM85 11/-	PC89 9/9	Z729 6/3	BY105 10/8	OC29 16/6
6BU8G 20/6	6S7 3/6	25Z4G 8/3	EB39 3/9	EB39 3/9	EB39 3/9	EM85 11/-	PC89 9/9	Z729 6/3	BY105 10/8	OC29 16/6
6B16 6/6	6S7 3/6	25Z5 7/6	EB39 3/9	EB39 3/9	EB39 3/9	EM85 11/-	PC89 9/9	Z729 6/3	BY105 10/8	OC29 16/6
6B76 7/6	6S7 3/6	25Z4G 8/3	EB39 3/9	EB39 3/9	EB39 3/9	EM85 11/-	PC89 9/9	Z729 6/3	BY105 10/8	OC29 16/6
6BQ5 4/6	6S7 3/6	25Z5 7/6	EB39 3/9	EB39 3/9	EB39 3/9	EM85 11/-	PC89 9/9	Z729 6/3	BY105 10/8	OC29 16/6
6BQ7A 7/6	6S7 3/6	25Z4G 8/3	EB39 3/9	EB39 3/9	EB39 3/9	EM85 11/-	PC89 9/9	Z729 6/3	BY105 10/8	OC29 16/6
6BR7 9/6	6S7 3/6	25Z5 7/6	EB39 3/9	EB39 3/9	EB39 3/9	EM85 11/-	PC89 9/9	Z729 6/3	BY105 10/8	OC29 16/6
6BR8 9/6	6S7 3/6	25Z4G 8/3	EB39 3/9	EB39 3/9	EB39 3/9	EM85 11/-	PC89 9/9	Z729 6/3</		

THE 'CLUBMAN'

J. THORNTON-LAWRENCE GW3JGA

continued from the May issue

PROBABLY the amateur radio club activity in which short wave listeners can most actively participate is the Direction Finding Contest. In this contest a portable amateur transmitting station is usually hidden in a park or in the country. The station makes short transmissions of about 1 minute duration, every 30 minutes, usually at some specified frequency in the 1.8-2.0Mc/s band. Contestants have to locate the hidden station using a d.f. receiver, the first contestant to discover the location of the transmitter being the winner.


To determine the position of a transmitting station it is necessary for the receiver to have a directional receiving aerial. This aerial can take the form of a large diameter coil, as used in many of the older portable receivers and known as a loop or frame aerial, or a ferrite rod aerial.

The radio wave arriving at the receiving aerial consists of an oscillatory electric field with an

associated magnetic field at right angles to it. Considering the magnetic field only, for the moment, this cuts across the turns of wire in the loop aerial and produces a signal voltage. The signal voltage induced in a loop aerial by a magnetic field arriving from different directions is called a polar diagram and that, for an ideal loop, is shown in Fig. 34a.

It will be seen that the direction for minimum induced voltage is much more sharply defined than that for the maximum voltage. The minimum position is used when detecting the direction from which a signal is being received, as this enables the greatest accuracy to be obtained. In practice an ordinary loop of wire will also have voltages induced into it by the electric field and so the minimum positions will be distorted and give an unreliable indication of direction. It is necessary, therefore, to eliminate the electric field by surrounding the loop of wire with an electrostatic shield. This can be done by winding the loop inside a circle of metal tube. A small break has to be left in the tube so as not to form a "shorted turn". This form of construction is employed in the Clubman Mk V aerial system as shown in Fig. 36.

An electrostatically shielded loop aerial will have two sharply defined minimum positions at 180 degrees from each other. The direction of the station will be at 90 degrees from one or other of these minima, but it is not possible to detect which is the correct direction. To overcome the problem, a vertical rod aerial is provided, which responds mainly to the electric field. The effect of coupling the signal from the vertical rod "sense" aerial to the signal from the loop aerial is to change the shape of the polar diagram to give only one maximum and one minimum position both in line with the direction of the loop, as shown in Fig. 34b. By checking with a signal, whose direction of origin is known, and marking the aerial accordingly, it is then possible to check at any time the true direction by switching-in the "sense" aerial.



The Mk V Clubman; employing direction finding facilities.

Loop Aerial Metalwork

Standard metal parts for making the loop aerial are not available as such, but no difficulty should be encountered in obtaining the necessary items. The loop is made of 5/16in. o.d. copper tube (petrol



THE ELECTRONIC COMPONENTS CATALOGUE THAT SETS THE STANDARD

Used and acclaimed by:-

**SCIENTISTS
ENGINEERS
TECHNICIANS
TEACHERS &
STUDENTS**

This new edition of the Home Radio Catalogue is the result of ten years of careful selecting, compiling and indexing. It is the most comprehensive we have ever produced — it has 256 pages, over 7,000 items and over 1,300 illustrations. With each catalogue we supply our unique Bargain List, Book Mark giving Electronic Abbreviations, an Order Form, an addressed envelope, and 5 Vouchers each worth 1/- when used as directed. All this for only 7/6 plus 2/- post and packing. Send the coupon today, with your cheque or P.O. for 9/6.

Of course no catalogue is ever really finalised. As soon as we have one edition off the press, our researchers get busy finding out what is the latest in the world of Radio and Electronics—ready for the next printing.

Please write Name & Address in block capitals

NAME

ADDRESS

Home Radio (Mitcham) Ltd., Dept PW, 187 London Road, Mitcham, CR4 2YQ

GOODMANS HIGH FIDELITY MANUAL



A Guide to full listening enjoyment

The Manual is much more than a catalogue of Goodmans' High Fidelity Loudspeakers—it contains informative articles, including advice on stereo, special beginners page, and full cabinet drawings. You'll find it interesting as well as informative.

The Perfect Combination

MAXAMP 30

TRANSISTORISED STEREOGRAPHIC HIGH FIDELITY AMPLIFIER 15 + 15 watts · Silicon solid state · Integrated pre-amplifier · Negligible distortion · £54.

STEREOMAX

MATCHING AM/FM STEREOGRAPHIC FM TUNER
Transistorised · Outstanding specification · Stereo de-coder (optional) £65.5.0 + £15.14.0 P.T.

Both MAXAMP 30 and STEREOMAX have polished wood cases (10½" x 5½" x 7½" deep) in Teak or Walnut to order.

Full specifications of the Maxamp 30 and Stereomax are given in the High Fidelity Manual—send the coupon for your FREE copy—or pay an early visit to your Goodmans dealer.

FREE

Please send Hi-Fi Manual together with name and address of my nearest Goodmans dealer.

Name

Address

PW6

GOODMANS LOUDSPEAKERS LTD
AXIOM WORKS · WEMBLEY · MIDDLESEX. Tel: 01-902 1200

PADGETTS RADIO STORE OLD TOWN HALL, LIVERSEDGE, YORKS.

Telephone: Cleckheaton 2866

Special Offer: New Boxed 17-inch TV Tubes MW43/69. TOP GRADE. 12 month's guarantee. 47/-, carr. 10/-.

Speakers Removed from TV Sets, Perfect Cones all 3 ohms. 8in. round. 6/6. post 3/6. 6in. round. 3/-, post 2/9. 6 x 2½ slot 5/-, post 2/6. 6 x 4 3/4. post 2/9. Six for 22/-, post paid. 7 x 4 5/8. post 2/9; six for 34/-, post paid.

New 12in. Speakers with Built-in Tweeter, 28/6, post paid. 3 or 15 ohm Coil.

VALVE LIST

Ex Equipment. 3 months' guarantee

10F1, EF80, EB91, ECL80, EF50, PY82, PZ30, 20P3. All at 10/- per doz Post paid. Single valves post 7d.

ARP12	1/6	EY96	5/-	U25	5/-	20L1	5/-
EB91	9d.	K736	5/-	U191	5/-	20P1	3/6
EPF80	3/-	PCC84	2/-	U281	5/-	20P3	2/6
ECC81	3/-	PCF80	2/-	U282	5/-	5U4G	4/-
ECC82	3/-	PCL82	4/-	U301	5/-	6B8	1/8
ECC83	4/-	PCL83	5/-	U329	5/-	6K7	1/9
ECL80	1/6	PL36	5/-	U251	5/-	6K25	5/-
EF50	1/-	PL81	4/-	U801	8/6	6P25	5/-
EF80	1/6	PY33	5/-	10C2	5/-	6U4	5/-
EF91	9d.	PY81	1/6	10P13	2/6	6V6	1/9
EL36	5/-	PY82	1/6	185BT	8/6	6P28	5/-
EY51	2/6	PZ30	5/-	20D1	3/-		

EF50. 10/- doz. Post Paid.

Indicator C.R.T. Type 7921. Complete with Sin. Tube Type 2292. Front marked in figures, also many spares, less valves. clean condition 10/- plus 10/- carriage.

Ex H.A.F. Tube Unit Type 266. Fitted with VCR97 tube mu metal screen, full of EF50 valves. Many spares. Grade 1 27/- plus 10/- carriage. Grade 2 22/- plus 10/- carriage.

Untested T.V. Sets. 17in. 50/- carriage 15/-, 14in. 30/- carriage 15/-, All sets complete with tube valves and back.

Bush 14in. T.V. Set. Type TV53, 25, carriage 15/-, Ideal for 625 line picture conversion. Complete with good tube. Tested working, all BBC1 and ITV channels. Cabinet fair.

Jap Personal Earpieces. Small or large, plug 1/11 post paid. Silicon rectifiers 500 mA, 800 P.I.V., no duds. 2/6 post paid.

Top Grade Mylar Tapes. 7in. Standard 11/8. L.P. 14/-, D.P. 19/6. 5in. Standard 7/9. L.P. 10/-. Post on any Tape 1/6 extra.

TV Tubes. New regunned with slight glass fault 12 months guarantee. All types 19 and 17in., 50/-, Carriage 10/-.

Reclaimed TV Tubes with six months' guarantee. 17in. types, AW43/88, AW43/80, 40/- each. MW43/69, 30/-, 14in types: 17-, 12in. types, 10/-, All tubes 10/- carriage.

TECHNICAL TRAINING

in radio television and electronics

Whether you are a newcomer to radio and electronics, or are engaged in the industry and wish to prepare for a recognized examination, ICS can further your technical knowledge and provide the specialized training so essential to success. ICS have helped thousands of ambitious men to move up into higher paid jobs—they can help you too! Why not fill in the coupon below and find out how?

Many diploma and examination courses available, including expert coaching for:

- Institution of Electronics & Radio Engineers
- C. & G. Telecommunication Techns' Certs.
- C. & G. Electronic Servicing
- R.T.E.B. Radio/T.V. Servicing Certificate
- Radio Amateurs' Examination
- P.M.G. Certs in Radiotelegraphy
- General Certificate of Education, etc.

Examination Students coached until successful

NEW SELF-BUILD RADIO COURSES

Learn as you build. You can learn both the theory and practice of valve and transistor circuits, and servicing work while building your own 5-valve receiver, transistor portable, and high-grade test instruments, incl. professional-type valve volt meter—all under expert tuition. Transistor Portable available as separate course.

POST THIS COUPON TODAY

for full details of ICS courses in Radio, T.V. and Electronics.

INTERNATIONAL CORRESPONDENCE SCHOOLS

Dept. 171, Intertext House, Parkgate Road, London, S.W.11

Please send me the ICS prospectus—free and without obligation.

(state Subject or Exam.)


NAME

ADDRESS

6/68

INTERNATIONAL CORRESPONDENCE SCHOOLS

Solder with the NEW & IMPROVED PRIMAX OR PRIMAXA SPOTLIGHT SOLDERING GUN



Distributors:

S. KEMPNER LIMITED

384A Finchley Road · LONDON · N.W.2.

Tel: 01-794 2371—01-435 6365

VALVES SAME DAY SERVICE NEW! TESTED! GUARANTEED!

SETS 1R5, 1R5, 1T4, 3A4, 3V4, DAF91, DF91, DK91, DL92, DL94.

Set of 4 for 17/6. DAF96, DF96, DK96, DL96, 4 for 25/-.

0Z4	4/6	10P13	14/6	DH77	4/-	EF91	3/6	PCL84	7/6	UCC84	7/6
1A5GT	5/-	12A7T	3/6	DH81	12/6	EF97	7/6	PCL86	8/6	UCC85	3/6
1A7GT	7/6	12AU6	4/6	DK32	7/6	EF1A3	6/6	PEN44	6/6	UCH2	8/6
1H5GT	7/3	12AU7	4/6	DK91	5/6	EF1A4	6/6	PL200	13/-	UCH42	3/3
1N5GT	7/9	12AX7	4/9	DK92	9/3	EH90	6/6	PL82	6/6	UCH81	6/6
1R5	5/6	12K8GT	7/6	DK96	7/-	EL33	8/9	PL86	9/6	UCL82	7/6
1R4	4/9	20F2	10/6	DL38	6/9	EL34	8/6	PL88	13/6	UCL83	8/3
1R6	3/9	20L1	18/6	DL35	5/-	EL41	9/6	PL81	7/3	UF41	10/6
1T4	2/9	20P3	14/6	DL92	5/6	EL84	4/9	PL82	6/6	UF80	7/-
3A5	8/6	20P4	17/-	DL94	5/9	EL90	5/-	PL83	7/-	UF89	6/3
3B4	5/6	2514GT	11/6	DL96	6/6	EL95	5/-	PL84	6/3	UL41	8/9
3V4	5/9	30C1	7/-	DY86	5/9	EM34	13/9	PL500	13/-	UL44	26/-
5V4G	4/8	30C15	11/6	DY87	5/9	EM80	5/9	PL504	13/6	UL84	6/6
5V4G	8/-	30C17	12/6	EABC0	8/6	EM81	6/9	PL820	15/-	UY41	7/-
5Y3GT	5/9	30C18	9/-	EAF42	8/6	EM84	6/3	PX25	10/6	UY85	5/9
5Z4G	7/6	30F5	12/-	EB91	2/3	EM97	7/6	PY32	10/-	VP4B	10/6
6B30L2	11/9	30FL1	12/6	EBC33	7/6	EY51	7/-	PY33	10/-	VP1321	21/-
6AL5	2/3	30FL14	12/6	EB041	8/-	EY86	6/3	PY90	5/3	Z77	3/6
6AM6	3/6	30L1	6/-	EBF80	6/-	EZ40	7/6	PY81	13/6	Transistors	
6AQ5	4/9	30L15	14/-	EBF89	6/3	EZ41	7/6	PY82	5/-	AC107	3/6
6AT6	4/-	30L17	13/-	EC90	2/9	EZ80	4/9	PY83	5/9	AC127	2/8
6AU6	5/6	30P4	12/-	ECC81	3/9	EZ81	4/9	PY88	7/3	AD140	7/6
6BA6	4/6	30P12	11/-	ECC82	4/9	K761	8/9	PY800	6/9	AF102	18/-
6B6	4/3	30P19	12/-	ECC83	7/-	K781	15/-	PY801	6/9	AF115	3/-
6B66G	15/-	30PL1	12/6	ECC84	5/6	N78	14/9	R19	6/6	AF116	3/3
6B76	6/9	30PL13	14/6	ECC85	4/9	PC86	9/6	R20	12/6	AF117	3/6
6F13	3/6	30PL14	14/6	ECC804	11/9	PC88	9/6	R25	11/6	AF118	3/-
6F14	9/-	25L6GT	8/-	ECP80	7/-	PC97	8/6	R26	11/6	AF124	7/6
6F23	12/6	35W4	4/6	ECP82	6/9	PC900	9/-	U47	13/6	AP125	3/6
6K7G	2/6	35Z4GT	5/-	ECPF6	9/-	PCF84	6/-	U49	13/6	AF126	7/6
6K9G	4/3	85A2	7/3	ECH35	6/-	PCF89	10/6	U52	4/6	AF127	3/6
6L18	6/-	6063	12/6	ECH42	10/-	PCF89	9/9	U78	3/6	OC22	5/-
6V6G	3/6	AZ31	9/-	ECM81	5/9	PCF90	7/-	U191	11/-	OC26	5/-
6V6GT	6/6	B35	4/6	ECH84	7/3	PCF82	6/-	U301	13/6	OC44	2/3
6X4	3/6	B729	12/6	ECL80	6/9	PCF86	9/9	U801	18/6	OC45	2/3
6X5GT	5/9	CCH35	10/-	ECL82	6/9	PCF800	11/6	UABC80	6/3	OC71	2/6
7B6	10/9	DAC32	7/3	ECL86	8/3	PCF801	7/9	UAF42	7/9	OC72	2/6
7B7	7/-	DAF91	3/9	EP39	3/9	PCF802	9/6	UB41	6/6	OC75	2/6
7C5	15/-	DAF96	6/-	EP41	9/6	PCF805	9/-	UBF41	7/9	OC81	2/3
7C9	9/9	DF90	3/6	EP40	4/9	PCF806	11/6	UBF80	6/-	OC81D	2/3
7M7	5/6	DF33	7/9	EP85	5/6	PCF808	12/6	UBF89	6/9	OC82	2/3
7Y4	6/6	DF91	2/9	EP86	6/3	PCL82	7/3	UBL21	9/-	OC82D	2/6
10P1	15/-	DF96	6/-	EP89	5/3	PCL83	9/-	UC92	5/-	OC170	2/6

READERS RADIO

85 TORQUAY GARDENS, REDBRIDGE, ILFORD, ESSEX. Tel. 01-550 7441

Postage on 1 valve 9d. extra. On 2 valves or more, postage 6d. per valve extra. Any Parcel Insured against Damage in Transit 6d. extra.

pipng from the local garage) and is mounted on a circular "tin" having a diameter of about 2 $\frac{3}{4}$ in. (Four Square tobacco tin). About 2ft. 2in. of copper tube is required. This is gently bent by hand to form a circle having an internal diameter of 8in. It is useful to draw an 8in. circle on paper and keep fitting the loop to it. Excessive bending and unbending will cause the copper tube to harden and produce an irregular shape. When a good circle of the correct internal diameter has been obtained the ends should be cut with a small hacksaw to leave a 1 $\frac{1}{2}$ in. gap between the ends of the loop. All burrs should be removed carefully. The tin box should now have one $\frac{3}{8}$ in. diameter hole cut in the centre of the bottom and two $\frac{5}{16}$ in. diameter holes cut on opposite sides, near the top. It is not easy to drill large diameter holes in thin tin, so a small file is used to open up a small ($\frac{1}{8}$ in.) pilot hole. The ends of the copper tube are now passed through these holes to form the completed shape of the loop aerial. The ends of the tube inside the tin box should still be 1 $\frac{1}{2}$ in. apart. The copper tube is now soldered to the tin. This may be done using a heavy soldering iron, by heating with a blow torch or simply by heating on a gas stove. The last method was in fact used quite successfully. The loop and tin box are placed on an odd piece of steel sheet over a gas stove burner. The loop is checked as being vertical and then the temperature raised slowly until solder will run when touched on the copper tube. The soldering of the tube into the tin box is carried out using ordinary cored soft solder, no extra flux was found to be necessary.

Wiring the Aerial

With the tube soldered to the tin box it is now possible to cut a piece out of the top of the loop so as to leave a $\frac{1}{4}$ in. gap. This is necessary, or the "shorted turn" of the tube would not allow any signal to be received. Again the ends of the tube must be carefully de-burred. The next stage is the winding of the aerial coil. This is done using thin plastic-covered wire. The type actually used was 7/0048in. tinned copper wire with pvc covering having an outside diameter of 0.031in. (stranded pvc wire). A length of about 14 feet is required. The end of the wire is fed around the inside of the loop of tube, commencing at the bottom. When one turn is completed the end should be taped with Sellotape to the next turn. Make a neat job of the taping and this will prevent the end jamming as the remaining turns are wound on, by feeding in the wire. A total of six turns is required and these should fit in the tube without much difficulty. When the winding is completed one end is taken as

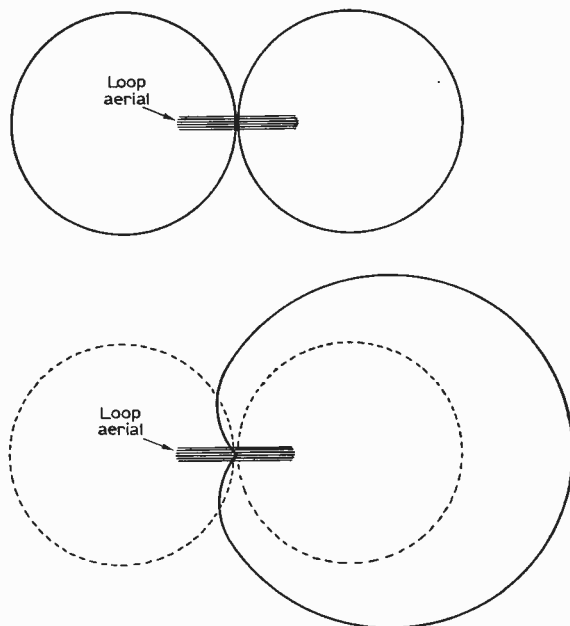


Fig. 34a (upper): Polar diagram of voltage induced in a loop aerial. Fig. 34b (lower): Effect of coupling a short vertical aerial to the loop.

"earthy" and soldered to the tin. A small length of single screened cable is connected with the screening braid soldered to the tin and the inner joined to the other end of the aerial winding.

Before fitting to the receiver, the loop may be painted a suitable colour.

The completed loop aerial is fitted to the receiver using a $\frac{1}{2}$ in. spindle bush. This bush has an o.d. of $\frac{3}{8}$ in. and passes through the $\frac{3}{8}$ in. diameter hole in the bottom of the tin and in the top of the cabinet. See Fig. 37. To enable the direction of the aerial to be measured, a circular protractor (obtainable from an office stationery store) is drilled in the centre with a $\frac{3}{8}$ in. diameter hole and glued to the underside of the tin. (Evo-Stik is a suitable adhesive). The 90 degree and 270 degree marks should be in line with the loop. The top of the receiver cabinet is drilled as shown in Fig. 37 and a white circle of Fablon or Contact material equal in diameter

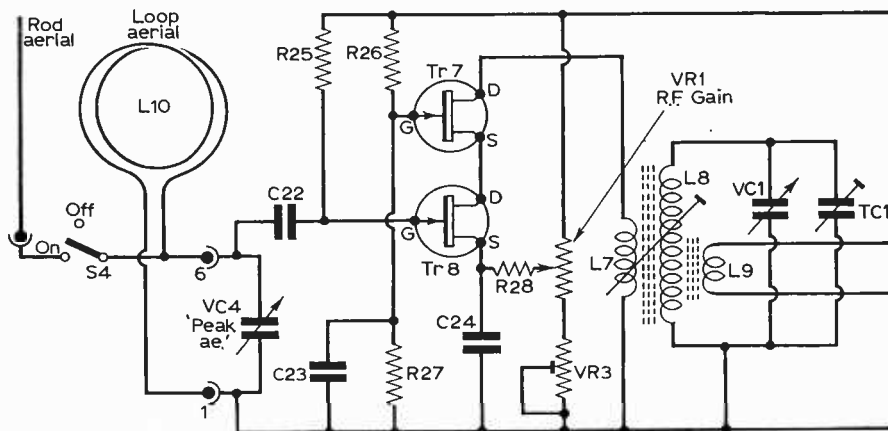


Fig. 35: Circuit details of the d.f. system including the receiver front-end.

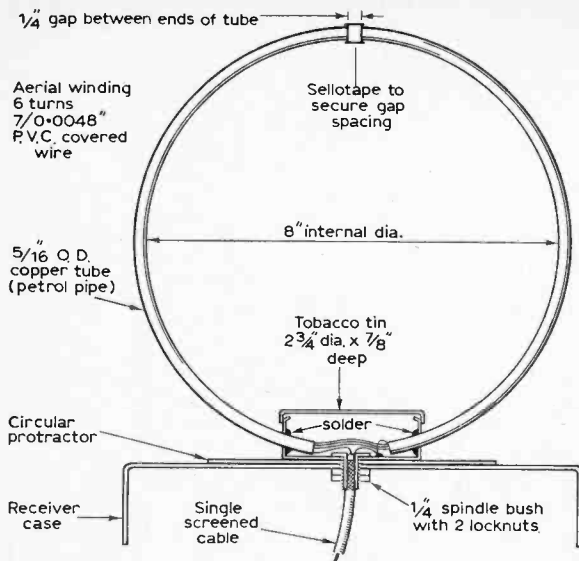


Fig. 36. Constructional details of the loop aerial.

to the protractor is stuck to the top of the cabinet so that the protractor markings are easily readable. A cursor line is marked on this at right angles to the front of the cabinet. The spindle bush is held in place with two locknuts and the aerial should be free to rotate easily without feeling "sloppy". The screened cable from the aerial is connected to a B9A valveholder plug, the outer to pin 1 and the inner to pin 6. This plug is plugged into the aerial coil socket and connects the loop aerial as shown in Fig. 35. (The aerial coil as used in the Clubman III and IV is removed.) The sense aerial consists of a short rod of 14s.w.g. tinned copper wire soldered in a 4mm. banana plug and mounted in a 4mm. socket as shown in Fig. 37. This socket is connected to the slide switch S4 and then to pin 6 of the B9A valveholder plug as shown in Fig. 35.

Operation

The signal is tuned-in in the normal way but with the a.v.c. switched off and the r.f. gain control adjusted as required. The signal is peaked up with the "PEAK AE" control. The sense switch S4 is put to the off position and the loop aerial rotated for minimum signal. Both minimum positions should be tried. If one is not the exact complement of the other the average should be taken. Switch in the "sense" aerial by putting S4 to the "on" position

★ components list

- 2ft. 2in. $\frac{5}{16}$ in o.d. copper tube
- 1 Tobacco tin. 2 $\frac{3}{4}$ in. diameter
- 14ft. 7/0048in. stranded "Miniature" pvc wire.
- Radiospares
- 1 Spindle bush. $\frac{1}{4}$ in. $\frac{3}{8}$ in. thread. Denco
- 1 Circular protractor. Office supplies
- 1 B9A valveholder plug
- 1 4mm. banana plug
- 1 4mm. socket
- 1 Slide switch (S4)

Fablon or Contact; single screened cable; Sellotape and Evo-Stik; nuts, screws etc.

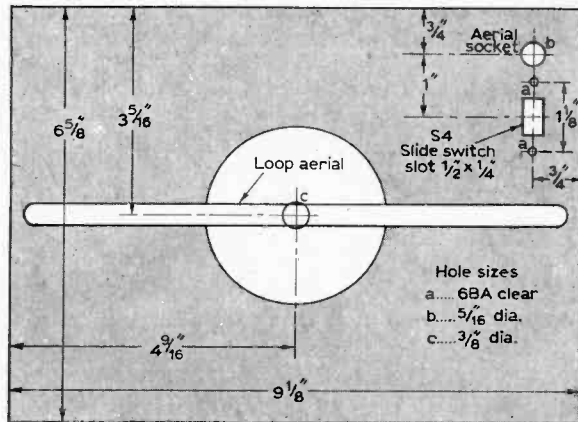


Fig. 37. Plan of cabinet top cover showing positioning of the loop aerial, "sense" aerial and slide switch S4.

and determine which is the true direction of the signal. The "sense" direction must initially be checked and the aerial marked as described previously.

The technique of operating in d.f. contests is, unfortunately beyond the scope of this article, but a lot of fun can be had and experience gained by checking the location in the Amateur Radio Call Book of the various amateur signals heard.

CLUBMAN (MARCH 1968)

In Fig. 18, the positions of S3 (b.f.o. switch) and S2 (a.v.c. switch) are incorrect. Fig. 22 shows these components in their correct position.

TO BE CONTINUED

PRACTICAL TELEVISION—ON SALE MAY 24th

ABC OF COLOUR TV

This new series will cover the terms that will have to be understood in dealing with colour from day to day. The series is not a list of definitions: instead each term is dealt with in a practical manner to show just what it means concerning colour transmission or reception, with emphasis placed on the practical techniques involved in each case.

NOVEL TV SYSTEMS

Is the scanned picture and 625-line standard the practical ultimate in television performance, or are there other possibilities? This two-part article describes some of the alternative approaches to optical analysis that have been suggested from time to time and illustrates how they can be realised.

USING A SIGNAL TRACER


The signal tracer is a simple piece of test equipment that has been neglected in TV servicing. There are many times when its use can speed and simplify test procedures. This article tells how to test with a signal tracer, including many helpful tips.

LOOK!

PRACTICAL!

VISUAL!

EXCITING!



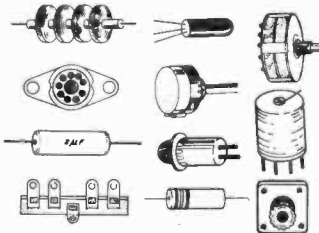
a new 4-way method of mastering

ELECTRONICS

by doing — and — seeing ...


1 ▶ OWN and HANDLE a

complete range of present-day **ELECTRONIC PARTS** and **COMPONENTS**



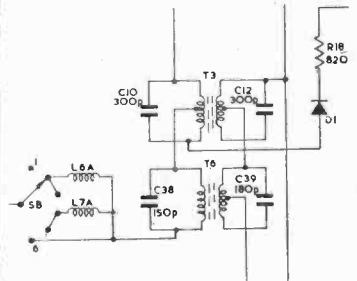
2 ▶ BUILD and USE

a modern and professional **CATHODE RAY OSCILLOSCOPE**



3 ▶ READ and DRAW and

UNDERSTAND **CIRCUIT DIAGRAMS**



4 ▶ CARRY OUT OVER **40** EXPERIMENTS ON BASIC ELECTRONIC CIRCUITS AND SEE HOW THEY WORK ... INCLUDING ...

- VALVE EXPERIMENTS
- TRANSISTOR EXPERIMENTS
- AMPLIFIERS
- OSCILLATORS
- SIGNAL TRACER
- PHOTO ELECTRIC CIRCUIT
- COMPUTER CIRCUIT
- BASIC RADIO RECEIVER
- ELECTRONIC SWITCH
- SIMPLE TRANSMITTER
- A.C. EXPERIMENTS
- D.C. EXPERIMENTS
- SIMPLE COUNTER
- TIME DELAY CIRCUIT
- SERVICING PROCEDURES

This new style course will enable anyone to really understand electronics by a modern, practical and visual method—no maths, and a minimum of theory—no previous knowledge required. It will also enable anyone to understand how to test, service and maintain all types of Electronic equipment, Radio and TV receivers, etc.

FREE POST NOW
for
BROCHURE

or write if you prefer not to cut page



To: **BRITISH NATIONAL RADIO SCHOOL, READING, BERKS.** Please send your free Brochure, without obligation, to: *we do not employ representatives*

NAME BLOCK CAPS

ADDRESS PLEASE PW6


PEAK-SOUND 8+8W. TRANSISTOR STEREO AMPLIFIER IN KIT FORM

Build this for £9.10.0 (4/6 post). Power Pack Kit £2.10.0 (4/- post). Cabinet (see illustration) 50/- post paid or £14.10.0 the three items post paid. Parts List Booklet and full details 1/6 (free with kit). A.E.I. Circuit of 14 Transistors: 8W per Channel into 8 to 15 ohm Speaker. 60mV input. Ceramic Crystal Cartridge, Radio Tuner or Output from Tape Recorder may be used. 20 to 20,000 Hz — 3dB. Neg. Feed Back 18dB. 12in. x 3in. high x 3in. Cabinet. Circ-Kit Board Construction. Bass, Treble and Vol. Controls, for A.C. mains of 200-250V. Bass Cut and Lift; Treble Cut and Lift. Fully built in Cabinet £17 Post Paid. Delivery by return post.



VHF/FM TUNER. 88-102MHz. Self-powered. Valves ECC85, EF89, 6BW7, ECC82, two diodes and metal rect. 8 x 6 x 5 1/2 in. high. Full instruction book, circuit diagrams, etc. 2/6; free with chassis. With front panel and brackets £7.18.6 tax paid and carr. paid. Can be supplied built for £8.17.6.

2 x 4 WATT STEREO AMPLIFIER
Printed circuit. Separate power pack. Metal rectifier. ECC83 and 2-EL84. Negative feedback. Vol., base, treble each channel. Muting switch and on/off. £5.10.0 (7/6 P. & P.).



8 WATT PUSH-PULL OUTPUT AMPLIFIER. 200-250 Volts A.C. EZ80, ECC83, 2-EL84, Bass, treble, vol/on/off. £5.15.0 (7/6 P. & P.). Size 12 x 3 1/2 x 5in. high.




6 TRANSISTOR "SUPER SIX." M.W. and L.W. kit, £4 (5/- P. & P.). Wooden cabinet 11 x 7 1/2 x 3 1/2 in. All parts may be purchased separately. 3 1/2 in. 10,000 line speaker, or 7 x 4 in. 6,000 line

STEREO AMPLIFIER 2 x 3 watt

200-250v. A.C. Mains. EZ80 and 2 x ECL86. Vol., Tone, Balance controls. With o.p. Trans for 3 ohms. 9 x 3 1/2 in. (plus trans. 2in. extra) x 3 1/2 in. high. £6.17.6 (P. & P. 7/6 extra).

Three tone grey record player cabinet (by well known manufacturer) taking above amplifier, complete with two 6 1/2 in. speakers (one speaker in removable lid). Size 17 1/2 x 15 1/2 x 7 1/2 in. high. Takes Garrard 1000, 3000, 3000 autochangers. £4.17.6 (plus 7/6 carr.).


TAPE AMPLIFIER FOR MAGNAVOX TAPE DECKS — 2 or 4 TRACK



speakers, and special adapting brackets for Magnavox Deck 85/- (8/- carr.) 3 speed Magnavox 4 track tape deck £16.3.5.

Chassis 12 1/2 x 5 1/2 x 4 1/2 in. high. Plastic front panel "gold" finish—12 1/2 x 4 1/2 in. 200-250 A.C. Record/Playback amp. switch; On/Off-Tuner; Vol.; Me.; Vol./Gram; Mic. Input; Gram. Input; Monitor; Speaker Socket. Valves 6BR7; 12AX7; 6BM8; EL84; 6X4. Separate power pack. Complete amp. and power pack. £8.17.6. (6/- P. & P.). Rexine covered cabinet (tan) 15 1/2 x 17 x 9 1/2 in. high with sloping front for amp; complete with two tweeter

6 PUSH-BUTTON STEREOGRAM CHASSIS



M.W.; S.W.1; S.W.2; V.H.F.; Gram; Stereo Gram. Two separate channels for Stereogram with balance control. Also operates with two speakers on Radio. Chassis size: 15 x 7 x 6 1/2 in. high. Dial silver and black 15 x 3in. 100-550M; 18-51M; 60-187M; VHF 86-100 Mc/s. Valves: ECC85, ECH81, EF89, 2 x ECL86, 6BM8 and Rect. Price £19.18.0, carr. paid or £5.13.0 deposit and 5 monthly payments of 56/6. Total H.P. price £20.15.6. Cream moulded escutcheon included.


GLADSTONE RADIO

66 ELMS ROAD, ALDERSHOT, Hants.


(2 mins. from Station and Buses). FULL GUARANTEE. Aldershot 22240 (CLOSED) WEDNESDAY AFTERNOON CATALOGUE 5d.

MARTIN IS HIGH-FIDELITY

PREFERRED FOR RELIABILITY, QUALITY, ADD-ON-ABILITY AND ECONOMY



F.M. TUNER



STEREO CONTROL ASSEMBLY

ONLY FROM MARTIN
MARTIN AUDIOKITS are available for Mono, and can be doubled up for stereo, or as complete stereo units. 3 ohm and 15 ohm systems are available. There is a special pre-amp for low output pick-ups and escutcheon panels to suit the arrangement you choose. The tuner is styled to match.

Start by sending for leaflet at once

MARTIN ELECTRONICS LTD.

UNITS INCLUDE:

- 5-stage input selector
- Pre-amp/tone controls
- 10 watt amp. (3 ohms)
- 10 watt amp. (15 ohms)
- Mains power supply
- F.M. Tuner

Trade enquiries invited

154/5 HIGH STREET, BRENTFORD, MIDDLESEX. ISLeworth 1161/2

so that your installation is always up to date. Most important of all is the power and quality which MARTIN Audiokits give you. Their sturdy construction assures compactness without sacrifice to quality or efficiency. They offer excellent value, are very easily installed and will give years of unflinching service. That is why people prefer MARTIN — it's simple to install, good to listen to, and looks completely professional.

AMPLIFIER SYSTEMS • TUNERS • RECORDERS

MARTIN ELECTRONICS

154 High Street, Brentford, Middlesex

Please send Recordakit/F.M. Tuner/Audiokit Hi-Fi Leaflets. (Strike out items not wanted)

Name _____

Address _____

P.W. 6/68

ON THE SHORT WAVES

MONTHLY NEWS FOR DX LISTENERS

Times GMT
Frequencies in kc/s

THE BROADCAST BANDS by CHRISTOPHER DANPURE

AS we are nearly at the height of another maximum in the sunspot cycle, conditions will be best for DX on 25, 21 and 17Mc/s during daytime, and at night—15, 11 and 9Mc/s. During summertime, conditions are best for reception of stations within Europe on lower frequencies and these last right through most nights. So now on to this month's frequency predictions.

South Africa: From 0800-1400, 25 and 21Mc/s; 1400-1600, 25, 21 and 17Mc/s; 1600-1800, 25, 21, 17 and 15Mc/s; 1800-2000, 25, 21, 17, 15 and 11Mc/s; 2000-2400, 21, 17, 15, 11, 9, 7 and 6Mc/s; 2400-0200, 17, 15, 11, 9, 7 and 6Mc/s; 0200-0400, 11, 9 and 7Mc/s; 0400-0600, 11, 9 and 7Mc/s at first, then after 0500 use 21, 17, 15, 11 and 9Mc/s; 0600-0800, 21, 17, 15 and up until 0700, 11Mc/s.

West Africa: 0800-1800, 25, 21, 17 and 15Mc/s; after 1700 add 11Mc/s; 1800-2000, 25, 21, 17, 15, 11, 9, 7, 6, 5 and 4Mc/s; 2000-2200, as for 1800-2200 except 25Mc/s; 2200-0200, 21, 17, 15, 11, 9, 7, 6 and 5Mc/s; 0200-0600, as for 2200-0200 but add 4 and 3Mc/s; 0600-0800, 25, 21, 17, 15 and 11Mc/s.

East Africa: 0800-1600, 25, 21, 17 and 15Mc/s; 1600-1800 as for 0800-1600 except after 1700 add 11Mc/s; 1800-2200, 21, 17, 15, 11, 9, 7, 6 and 5Mc/s; 2200-2400, 17, 15, 11, 9, 7 and 6Mc/s; 2400-0200, 17, 15, 11, 9 and 7Mc/s; 0200-0400, 21, 17, 15, 11 and 9Mc/s; 0400-0800, 21, 17 and 15Mc/s, up until 0600 also 11Mc/s.

South Asia: 0800-1400, 21, 17 and 15Mc/s; 1400-1600, 21, 17, 15 and 11Mc/s; 1600-1800, 21, 17, 15, 11 and 9Mc/s; 1800-2200, 17, 15, 11, 9, 7, 6, 4 and 3Mc/s; 2200-0200, 15, 11, 9, 7, 6 and 5Mc/s; 0200-0400, 15, 11 and 9Mc/s; 0400-0800, 21, 17 and 15Mc/s.

South East Asia: 0600-1200, 21 and 17Mc/s; 1200-1400, 21, 17 and 15Mc/s; 1400-1600, 21, 17, 15 and 11Mc/s; 1600-1800, 21, 17, 15, 11 and 9Mc/s; 1800-2000, 21, 17, 15, 11, 9, 7, 6, 5, 4 and 3Mc/s; 2000-2200 17, 15, 11, 9, 7, 6, 5 and 4Mc/s; 2200-2400, 17, 15, 11 and 9Mc/s; 2400-0200, 15 and 11Mc/s; 0200-0400, 15Mc/s only, but after 0300 add 17Mc/s; 0400-0600, 21, 17 and 15Mc/s.

North East Asia: 0400-1200, 17 and 15Mc/s; 1200-1600, 21, 17 and 15Mc/s; 1600-1900, 17, 15 and 11Mc/s; 1900-2200, 15 and 11Mc/s; 2200-0400, 15Mc/s only.

Australia via Asia: 0400-1200, 21Mc/s only; 1200-1600, 17Mc/s only, after 1300 add 15Mc/s; 1600-1800, 15 and 11Mc/s after 1700 add 9Mc/s; 1800-2200, 11, 9, 7 and 6Mc/s; 2200-2400, 17, 15 and 11Mc/s; 2400-0100, 15Mc/s only; 0100-0400, circuit closed for Broadcast Bands.

South America (North of Amazon): 1200-2000, 25 and 21Mc/s; 2000-2300, 21, 17Mc/s after 2100 add 15Mc/s; 2300-0100, 21, 17, 15, 11 and 9Mc/s; 0100-0400, 17, 15, 11 and 9Mc/s; 0400-0600, 17, 15 and 11Mc/s; 0600-1200, 17 and 15Mc/s.

Those were the frequency predictions for May as

supplied by Cable and Wireless Ltd., London. I have had various letters about queries on hearing stations on various bands which I gave as not open at the times they were heard. Firstly, these predictions do not apply 100% of the time, when conditions are extra high as to the daily sunspots, some bands will stay open longer. Days when conditions are below normal, bands will tend to close earlier. One or two stations in particular have confused listeners about these predictions. First station has been *R. Peking*, China. People think where the studios are so are the transmitters, but this is not always so. *R. Peking* has a dozen or so s.w. transmitter sites scattered all over China. For Europe, they beam from sites on the USSR border, to Japan from East China coast as well as for North America, and South East Asia from sites around Canton. Thousands of miles of studio cable links are used. Now *Radio Australia*, for its 0645-0745 transmission, is beamed to Europe at 128deg. from Shepperton, Victoria via New Zealand, South Pacific, South America and Atlantic Ocean to Europe. But the afternoon transmission on 11,740Mc/s from 1500-1730 is beamed via Asia at 308deg. from Shepperton.

Now on to the DX-tips for May, deadline again is the 20th of this month.

AUSTRALASIA

Australia: In July, the *Radio Australia* transmitter site at Darwin, Northern Territory, will start operations. When the site is completed there will be 3 x 250kW s.w. transmitters and antennas to cover all of the continent of Asia. There have also been alterations to the *Radio Australia* schedule printed in the March issue. English to South Asia now from 1500-1730 on 11,740 and 9,540. A new Mandarin transmission to S.E. Asia now from 1430-1500 on 11,790 and 9,540. The Vietnamese transmission now from 0515-0615 on 21,740 and 17,820. Thai transmission 1330-1430 on 11,790 and 9,540, English to N.E. Asia from 1100-1215 now on 15,390 and 11,810. English to Mid-Pacific now from 1800-2100 on 11,840. English to North America now from 1115-1215 on 11,710 and 9,580 instead of 1215-1315 on 11,710. English to Africa now 0330-0500 on 17,820 and 15,320. French to Africa now 0500-0600 on 15,320 only.

New Zealand: *Radio New Zealand* now uses 11,780 and 9,755 for transmissions to the Pacific Isles from 1700-1945, and 0600-0800 on Sundays and 0600-0845 on weekdays for 9,755, 11,780 runs daily 0600-0845 to Pacific Isles.

NORTH AMERICA

Canada: *Radio Canada* as of May 5th will transmit to Europe from 0555-0630 on 11,760 and 9,625, 0715-0800 on 11,765 and 9,625, to Australasia from 0825-0935 on 9,630 and 5,970. To Europe from 2001-2152 on 21,595, 17,820 and 15,320.

A REALLY good month for DX with a high rate of activity on all six amateur bands. It does my ageing cranium a power of good to think of all those happy little heads tightly clamped between the cans, hooking country after country. You lucky lot!

My recent eavesdrop on topband proved very fruitful. Hoards of G stations lurking on all modes, plus some nice topband DX. DL9KRA was heard as was ZC4RB and ZB2AY. The DL9 station acting as a sort of "Grand Net Master" in organising ZC4/G contacts. Also on the band but on c.w. were OLIAGS and OK1ATP plus a few GM and GW's. With the news that the MP4's are now licensed for 160 it looks like an interesting summer. All the above were heard between 2400 and 0300 hrs. GMT.

VK5KO and ZL3RB are at it on this band, and there are quite a number of W stations loose too. Fred, G3SVK, hopes to do an expedition to the Channel Islands this year (listen for GC3SVK), and hopes to do all four islands.

On the other bands there's been some pretty good conditions too, with twenty really going strong closely followed on the outside by fifteen and ten.

H.F. LUCKY DIP

D. Higgins (Lanarkshire), KT340, 40ft. wire indoors, sends in a terrific log. Here's the best from the fifteen metre catch—CN8BV, CN8FV, CP5AR, CP6FT, CR6GS, CR6KL, CT2AP, EL2F, EP3AM, ET3USA, F9UC/FC, FP8CS, G3UHR/P/VO2, HC1CP, HI8LAL, HI8TT, HK3AIR, HK5BDS, HK7FI, HL1KH, HR1KA, JA1GEA, JA2KZQ, JA3JGB, JA7EHU, JA8BFO, K1KCT, K2IXY, K3HTZ, K4SVQ, K5CKB/MM, K6AHV, K7PVE, K8ZTT/M, K9OZY, KØPSG, KA1XWJ, KG4DH, KG6ALY, KP4DQ, KR8EA, KV4AD, KZ5MV, LU1DAV, LU5DBS, LU8DKA, OA4AI, OA6AB, OX3BX, PAØGKS/W2, PJ2CE, PY2SO, SL3ZV, SVØWQ, TF2WKM, TI2MC, TJ1AL, TU2BQ, VE7BQF, VK2FA, VK3QX, VK5GM, VK6XX, VS9MB, WA5RAH/P/KG6, W6CHY, W7EOJ/MM, XE3RE, YN1JBL, YV1CS, ZC4CN, ZC4RB, ZD7KH, ZD8HAL, ZL3GJ, ZS6AR, 5Z4KK, 7P8AR, 7XØAH, 9G1BG.

F. McVerry (Lanarkshire), BC set plus RF24 unit as a front end, 40ft. indoor end-fed, also had a go on fifteen metres s.s.b. Rewards include—CE1DF, CP5DG, CR61V, DU1AC, EA6BJ, EA8EX, EP3RB, HC1EG, IS1PPB, JA1AYT, KH6FEK/P5, KZ5AA, LU1DAB, LX1DB, MP4MBC, OA4ON, OX3BX, PJ2CR, TI8CAB, VO8OA, VP2AA, VP8JC, VQ9JW, VS9MB, W6FSJ, XE1AA, YN1JBL, YS1XEE, ZD3D, ZD7KH, ZS5CC, ZS6AR, 4X4VB, 5H3JL, 6W8PY, 6O1GB, 8P6BC, 9U5CR.

D. Grant (Kent), KT340, dipole at 20ft. went s.s.b'ing on twenty for—CN8EK, CT1MZ, EA3NJ, EP2DW, HB9WW, KL7EBK, KR6KN, TF2WKS, UT5RP, VE3GS, VK9OM, VO1FB, VP2AA, W6TNS/TA, W1-Ø, ZB2BM, 3V8BZ.

D. Clark (Bucks), modified P.W. progressive s/het plus PR30, 60ft. end-fed NW/SE, says that twenty has been open in the early evenings to most of Africa, while VK and ZL has been appearing around 2000hrs. His list for twenty s.s.b. includes—CT2AA,

G3WBL/5A, HKØBKW, HS1AZ, HZ1AB, VK3AAV, VK4TY, W6TNS/TA, XE2YP, XW8BS, YN1GLF (Nicaragua), XW8BS (Laos), ZD7KH, ZD9BE (Brian, on Tristan Da Cunha), ZL1LBO, 4S7PB (Ceylon), 5H3KJ, 5Z4KO, 6W8DY, 6Y5AR, 7P8AR (Lesotho), 7Q7PBD, 8P6CC, 8R1G (Guyana), 9J2BC, 9K2BV, 9N1MM (Nepal), 9Q5PI, 9Y4DS.

A. Darragh (Yorks.), AR88D, 40 metre dipole, has been doing some homework on ten metres. If you don't listen on this band, look what you're missing—CR6BF, CX2CO, EL6IV, KR6TAB, KV4AD, LU6DRB, OA4BI, OD5BZ, PJ2CQ, PZ1DF, UT5SH, VK2FU, VK5XV, VK6DI, VS9MB, VU2KX, YA5RG, YV1SB, ZC4K, ZE1PPG, ZS5LB, ZS9L, 4S7PB, 5N2AAF, 9H1BA, 9G1FV, 9J2BC, 9L1DW, 9M2BO, 9N1MM, 9Q5PT, 9Y4DS.

LOW CYCLES

D. Henbry (Sussex), HA500, 7ft. vertical rod at 30ft. sends in an interesting log of happenings on 3.5 and 7.0Mc/s. On eighty s.s.b.—G3WBL/5A, K2DX, K3UZE, K4DZH, OY4OV, VO1AL, VO1GL, W1FZJ/KP4, W2GO, W2JKI, W3BGN, W3BMS, W4BVV, W6EWN/3, WA8VQT, WB2FON, ZD3F. On dreaded forty, David hooked—CN8AW, K2GXI, W3BGN, W3KT, W3MFH, W3WJD, W4BVV, WB4DRZ, ZS1JA. David is working on the "Clubman" receiver and is hoping to make it a Mk 3. Gd luck OM.

N. Prince (G3VSI) aboard MV *Oreton* described his QTH as "... at sea". His digits are now able to massage the controls of an IMR54 receiver with a "... crystal filter and dozens of controls, fed by a twin inverted L, 73ft. horizontal and 29ft. vertical, 24.4 metres above sea level". He informs that up in the Arctic Circle, generally 160 and eighty are very noisy, but no ham stations, while twenty, fifteen and ten are very quiet. So if you're going portable this year, give the Arctic Circle a miss—settle for Margate instead!

C. Morris (Worcs), "homebrew receiver" plus Joystick indoors, will be moving to a QRN-free QTH soon. His log for topband c.w. from the old noisy location includes—DL5YZ, DL9KRA, EI9J, GW, GM, GI, GC3IEW, HB9TT, K2ANR, K3EKO, OK, PAØGMU, VP2VL (British Virgin Islands).

NEWS

For the contest enthusiasts the following are down in my diary for the merry month of May. Incidentally, even if you are not a keen contest type, the contests are the best times to listen since you can always be sure of a great deal of activity. On May 4th—5th, 432/1296Mc/s contest, you need special gear for this one; 4th—5th, RSF c.w. contest. You should hear quite a bit of r.f. during this one—if you can read c.w.; 19th, 2 metre portable contest; 1st and 2nd June, DARC contest. This is another c.w. one which is on all five bands 3.5—28Mc/s.

Mobile rallies include—May 12th, Thanet R.S. at Ramsgate; 12th, Northern A.R.M.S., Harewood Park, near Leeds; 26th, Scarborough A.R.S., at Bridlington. Listen on topband for the talk—in stations. Deadline for logs this month is, as usual, the 20th.



PP3 Eliminator. Play your pocket radio from the mains! Save £2. Complete component kit comprises 4 rectifiers—mains dropper resistances, smoothing condenser and instructions. Only 6/6 plus 1/- post.

MINIATURE WAFER SWITCHES



4 pole, 2 way—3 pole, 3 way—4 pole, 3 way—2 pole, 4 way—3 pole, 4 way—2 pole, 6 way—1 pole, 12 way. All at 3/6 each, 30/- dozen, your assortment.

WATERPROOF HEATING ELEMENT

26 yards length 70W. Self-regulating temperature control. 10/- post free.

A.E.I. FRACTIONAL H.P. MOTOR. 200/250v 50/60 c.p.s. enclosed continuous rating 1/40 h.p. Ex. equip., perfect order. 19/8 plus 4/6.

A.C. FAN. Powerful mains motor with 6 1/2 in. blade. Ideal blow or extract. 17/6 plus 3/6.

1-2v NICKEL CADMIUM CELLS. Dia. 1/2 in. by 1 in. thick (approx.). 3/6 each. Charger for two cells 12/6.

OIL THERMOSTAT. Teddington type T. B. B. with capillary tube and sensor adjustable by knob (not supplied) controls 1/2 h.p. motor or up to 15 amp. resistive load. 9/6.

5 PUSH SWITCH. One push operates mains on/off and change the other four operate various on/off and change/over switches. 2/6.


QUICK CUPPA

Mini Immersion Heater, 350v, 200/240v. Boils full cup in about two minutes. Use any socket or lamp holder. Have at bedside for tea, baby's food, etc. 19/8, post and insurance 1/6.



NO SOLDERING POCKET 3

Lots of fun to build and good results when finished. Complete kit with detailed instructions and crystal carpiece. Batteries 1/2 extra—£5 value only 19/8, plus 3/- post and ins.



B7G Valve Holders with bottom screen—ptfe insulation finest for 1F and VHF, 1/- each, 10/- doz.

Fractional H.P. Motor. 240v, 50 c.p.s.—open construction—ideal for ventilation fan blower heater, etc. 19/8 plus 4/6 p. & p.

Clock Motor. 230v, 50 c.p.s. synchronous—self starting. 6/6.

Pentode Output Transformer. Standard size, 40-1, ex equipment but OK. 4/3 each, 48/- doz. Post paid.


E.H.T. Condenser. 0.1 mfd. 5 KV, 8/6 each. Primary. 9/6 each.

Power Pack Transformer. 12v. 1/2 amp. 240v. Primary. 9/6 each.

MAINS TRANSFORMER. Upright mounting with primary tapped 200, 220, 240v. H.T. secondary is 250-0-250v. at 100 mA., and it has two L.T. secondaries of 0.3v. 1/2 amp.—unused (removed from equipment). 15/- plus 3/6 post and insurance.

RADIO SCOPES

Easiest way to fault find—traces signal from aerial to speaker—when signal stops you've found the fault. Use it on Radio, TV, amplifier, anything—complete kit comprises two special transistors and all parts including probe tube and crystal carpiece. 29/8—twin strobetext instead of carpiece 7/6 extra—post and insurance 2/9.



50 OHM 50 WATT WIRE WOUND POT-METER. 8/6 each.

1 MEG MINIATURE. Pot-meter Morganite standard 1/2 in. spindle 1/- each, 9/- per dozen.

1 MEG MINIATURE Pot-meter Morganite preset screwdriver control. 9d. each, 8/- per dozen.

PRE-SET 100K by Welwyn with intricate bakelite knob. 1/- each, 9/- per dozen.

100K POT-METER. Miniature type with double pole switch and standard 1/2 in. spindle, by Morganite. 2/- each, 18/- per dozen.

BLANKETSTAT GLASS. Enclosed, normally closed circuit, will open should blanket overheat. 4/6 each.

THERMAL RELAY. Can be used to delay the supply of HT while heaters warm up, or will enable 15 amp. loads to be controlled by miniature switches or relays. Regular list price over £2. Price 7/6 each.


SIEMENS HIGH SPEED RELAY. Twin 1000 ohm coils. Platinum points changeover contacts—Ex equipment. 8/6 each.

TOGGLE SWITCH BARGAIN. 10 amp. 250v. normal one hole fitting 2/9 each or 30/- per doz.

CONTROL DRILL SPEEDS

DRILL CONTROLLER

Electronically changes speed from approximately 10 revs. to maximum. Full power at all speeds by finger-tip control. Kit includes all parts, case, everything and full instructions 19/6 plus 2/6 post and insurance. Or available made up 32/6. Plus 2/6 post and ins.



CENTRIFUGAL FAN

Centrifugal blower or extractor by Torrington, very low noise but large capacity air flow, designed for central heating and air conditioning, ideal also for fume extraction over cooker, duct type outlet, 200/250v, 50 c.p.s. motor. £3.19.6. Post and insurance 7/6.

FOOD MIXER

The famous Dutch made food mixer, 2 speed interchangeable heaters 220-240 Volt. Normally 7 gns. Our price 59/6 plus 6/6 postage.



THIS MONTH'S SNIP

Full-Fi 12in. loudspeaker. This is undoubtedly one of the finest loudspeakers that we have ever offered, produced by one of this country's most famous makers. It has a die-cast metal frame and is strongly recommended for Hi-Fi load and Rhythm Guitar and public address. Flux Density 11,000 gauss—Total Flux 44,000 Maxwell—Power Handling 15 watts r.m.s.—Cone Moulded Fibre—Freq. response 30-10,000 c.p.s.—Input Impedance 15 ohms—Main resonance 60 c.p.s.—Chassis Diam. 12in.—12jin. over mounting lugs—Baffle hole 1 1/2 in. diam.—Mounting holes 4—Holes 1/2 in. diam. on pitch circle 1 1/2 in. diam.—Overall height 5 1/2 in. A 4" speaker offered for only £3.6 plus 7/6 post and insurance.



GARRARD AUTO RECORD PLAYER Model 3000



This is one of the latest products of the World's most experienced maker of fine record reproducers. Its superior features include—automatic playing of up to 8 mixed size records—stopping and starting without reselecting—manual playing—pick-up pivots to give low stylus pressure—large diameter dropping position and stylus pressure. Size is 13 1/2 x 11 1/2 in. clearance 4 1/2 in. above, 2 1/2 in. below. Fitted with the very superior ceramic stereo cartridge type 9TAHC with diamond stylus which is listed at over £4. Price complete £9.19.6, carr. and insurance 7/6.

eter turntable for max. stability. Adjustments include pick-up height—pick-up dropping position and stylus pressure. Size is 13 1/2 x 11 1/2 in. clearance 4 1/2 in. above, 2 1/2 in. below. Fitted with the very superior ceramic stereo cartridge type 9TAHC with diamond stylus which is listed at over £4. Price complete £9.19.6, carr. and insurance 7/6.

BARGAIN OF THE YEAR MICRO-SONIC


7 transistor Key chain Radio in very pretty case, size 2 1/2 x 2 1/2 in.—complete with soft leather zipped bag. Specification: Circuit: 7 transistor superheterodyne. Frequency range: 530 to 1600 Kc/s. Sensitivity: 5 mv/m. Intermediate frequency: 455 Kc/s, or 455 Kc/s. Power output: 40 mW. Antenna: ferrite rod. Loudspeaker: Permanent magnet type. In transit from the East these sets suffered slight corrosion as the batteries were left in them but when this corrosion is cleared away they should work perfectly—offered without guarantee except that they are new, 19/8, plus 2/6 post and ins., less batteries.



19/6

SUPERTONE G.C.V.

Saves you work—It's partly built Like its predecessors this latest Companion has full fi performance—such as only a good wooden cabinet and built-in speaker can give, and due to its being partly built you can be going in an evening. Note these features: 7 Transistors, superhet circuit. Two-tone Cabinet, size 11 x 8 x 3 in. All circuit requirements—Push-pull output—A.V.C. and feed back, etc. Printed circuit board—air wired only connections, e.g. to Volume control, W.C. Switch and Tuning Condenser. Pre-aligned IF stages complete with full instructions. Price only £4.9.6 plus 6/6 post and insurance.



SOLID STATE IGNITION

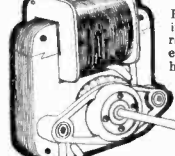
Big things are claimed of Electronic ignition systems and if you would like to try for yourself a circuit was described in "Practical Electronics" (Sept. 1965). This requires a silicon controlled rectifier, four transistors and other components available as a kit. Price £8.15.0 post free.

See in the Dark INFRA-RED BINOCULARS



These infra-red binoculars when fed from a high voltage source will enable objects to be seen in the dark, provided the objects are in the rays of an infra-red beam. Each eye tube contains a complete optical lens system as well as the infra-red cell. These optical systems can be used as lenses for TV cameras—light cells, etc. (details supplied). The binoculars form part of the Army night driving (Tabby equipment). They are unused and believed to be in good working order but sold without a guarantee. Price £3.17.6, plus 10/- carr. and ins. Handbook 2/6.

MAINS MOTOR



Precision made—as used in record decks and tape recorders—ideal also for extractor fans, blower, heater, etc. New and perfect. Snip at 9/6. Postage 3/- for first one then 1/- for each one ordered—12 and over post free.

MAINS TRANSISTOR POWER PACK

Designed to operate transistor sets and amplifiers. Adjustable output 6v., 9v., 12 volts for up to 500 mA (class B working). Takes the place of any of the following batteries: P.P1, P.P3, P.P4, P.P5, P.P7, P.P9 and others. Kit comprises: mains transformer rectifier, smoothing and load resistor, condensers and instructions. Real snip at only 16/6 plus 3/6 postage.

FLOOD LAMP CONTROL

Our dim and full switch is ideal for controlling photo flood lamps: it gives two lamps in series, two lamps full brilliance and lamps off. Similar control of other appliances can be arranged where used in pair or where circuit can be split exactly in half. Technically the switch is known as a double-pole change over with off. Our price 4/6.



THERMOSTATS

Type "A" 15 amp. for controlling room heaters, greenhouses, airing cupboard. Has spindle for pointer knobs. Quickly adjustable from 30-80°F. 9/6 plus 1/- post. Suitable box for wall mounting 5/-, P. & P. 1/-.

Type "B" 15 amp. This is a 17in. long rod type made by the famous Sunvic Co. Spindle adjusts this from 50-550°F. Internal screw alters the setting so this could be adjustable over 30° to 1000°F. Suitable for controlling furnace, oven, heater or to make flame-start or fire alarm. 8/6 plus 2/6 post and insurance.

Type "D". We call this the Ice-stat as it cuts in and out at around freezing point, 2/8 each. Has many uses one of which would be to keep the loft pipes from freezing, if a length of our blanket wire (1 1/2 yds. 10/-) is wound round the pipes. 7/6. P. & P. 1/1.

Type "E". This is standard refrigerator thermostat. Spindle adjustments cover normal refrigerator temperature. 7/6, plus 1/- post.

Type "F". Glass encased for controlling the temp. of liquids—particularly those in glass tanks, vats or sinks—thermostat is held (half submerged) by rubber sucker or wire clip—ideal for fish tanks—developers and chemical baths of all types. Adjustable over range 50° to 150°F. Price 18/-, plus 2/- post and insurance.

GANGED POTS

Standard type and size with good length of spindle—made by Morganite. List price is 10/- each but if you act quickly you can have them at 12/- doz. (or 1/8 each if less than doz.). Following valves in stock all "in"—10K, ±10K—100K ±100K—500K ±500K, all new and unused. Post 2/9 on 1st doz. then 1/- per doz. 6 doz. or more post free.




When postage is not definitely stated as an extra then orders over £3 are post free. Below £3 add 2/9. Semi-conductors add 1/- post. Over £1 post free. S.A.E. with enquiries please.

ELECTRONICS (CROYDON) LIMITED

(Dept. P.W.) 102/3 TAMWORTH RD., CROYDON, SURREY (Opp. W. Croydon Stn.) also at 266 LONDON ROAD, CROYDON, SURREY S.A.E. with enquiries please

FANTASTIC LOW BATTERY CONSUMPTION

12V DC
TO
250V AC



POWER CONVERTER

New type low drain converter unit. The main feature of this unit is its very low battery drain, not to be confused with dynamotors or rotary converters. 12 volt D.C. input gives 250 volts A.C. output suitable for radios, fluorescent lighting, and A.C. only equipment. Complete and brand new with full connecting leads and battery clips. Price £4.10.0, carriage 10/-.



TALKIE-PHONE SET

A Two-way Intercom Set. Ideal for all 2-way communication, indoor/outdoor use. Home/office use. They will work up to great distances. No G.P.O. licence required. Made to high standard. Government specifications. As used by Tank Commanders. The complete set ready to use, including batteries £2.10.0. Carriage 10/-. Bargain offer to *Practical Wireless* readers: Two complete sets £5, post free. Limited stocks.

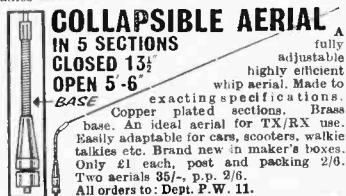
MONSTER BARGAIN PARCEL

Comprises 10 assorted electronic units of remarkable value to the constructor, plus 50 useful components and parts. Money back if not delighted. 19/6, carr. 5/6.

COMMUNICATIONS RECEIVER

TYPE
T.R.G.D.X./20.C.

Brand new fully transistorised Communications Receiver. Specifications: 4 complete ranges 550 K/s to 30 Mc/s, covering all amateur bands, shipping and trawler bands, and broadcast bands. A highly efficient double tuned superhet, comprising R/F aerial tuning section, A.V.C. and built in B.F.O. for C.W. or SSB reception. Ideal for fixed or mobile reception. Operates from Standard 9 volt battery, provided that fits internally. Gives 3 watts audio output. With speaker and headphone output. Hammer finished robust steel case of pleasing modern design with all controls on well set-out front panel. Size approx. 9 x 7 x 8in. British manufacture. Due to huge purchase we can offer these excellent receivers at less than half their normal price. Complete with handbook £16.10.0, carr. and ins. 15/- Headphones if required 18/6 extra, p.p. 3/6. FREE. FREE. First orders received up to ten days after publication date of this advertisement will receive free a wonderful battery eliminator enabling you to run this receiver and most transistor radios direct from the mains.



COLLAPSIBLE AERIAL

IN 5 SECTIONS
CLOSED 13 1/2"
OPEN 5'-6"

A fully adjustable highly efficient whip aerial. Made to exacting specifications. Copper plated sections. Brass base. An ideal aerial for TX/RX use. Easily adaptable for cars, scooters, walkie talkies etc. Brand new in maker's boxes. Only £1 each, post and packing 2/6. Two aerials 35/-, p.p. 2/6. All orders to: Dept. P.W. 11.

GLOBE SCIENTIFIC LTD
24 CAWOODS YARD, MILL STREET
MARSH LANE, LEEDS 9. Leeds 35900

Aerial Tuner units for Tx/Rx use. Will load almost anything. Calibrated control dial. Housed in compact steel case. Ideal for all radio amateurs and S.W.L.s. 25/-, p. and p. 7/6.

STOP PRESS SCOOP PURCHASE OF COMPONENTS SEMICONDUCTORS AND KITS

OC45 Transistors, First Grade, 2/- each, post free. General Purpose Germanium Diodes, 7d. each, 6 for 2/6, post free. 12 amp. Miniature Silicon Rectifiers, mains voltage, 7/6 each, carriage 1/-. Moving Coil Mike Inserts, 3/6 each, p.p. 1/-; four for 10/-, post free. Heavy Duty 12-volt Rotary Relays. One pair D.P.D.T. contacts. Many low current contacts. Ideal for aerial changeover switches, car electrical systems, Price 7/6 each; four for 25/-, post free. 10 Henry 60mA Miniature Smoothing Chokes, 2/6 each, p.p. 1/-; four for 9/6 post free. 3 watt Transistorised Miniature Amplifiers, operate from 9 volt battery, 59/6, p.p. 3/6. Matchbox Xtal Set Kit, 10/-, post free. Short Wave Listeners' Station Guide 4/6, p.p. 6d. 1mFd Block capacitors, ideal for crossover units, 2/6, p.p. 6d. Trawler Band Receiver Kit, easy to build, remarkable results, 59/6, p.p. 5/-; fully transistorised, full instructions. Heavy Duty Battery Clips 1/6 per pair, p.p. 9d. 10 amp 24 volt Glass Fuses, 5d. each, 10 for 2/6 post free. Moving Coil Headphones and Mike, in maker's boxes, 17/6, p.p. 2/6. Breast Microphones 15/-, p.p. 2/6, two for 25/-, p.p. 2/6. Toggle Switches 2/- each, post free. Heavy Duty D.P.D.T. switches, Centre off, 10 amp rating, 2/6 each, p.p. 6d. Miniature Moving Coil Speakers 1 1/2" dia. 4/6 each, p.p. 1/6. Two for 8/-.

WATCH THIS SPACE NEXT MONTH

AMATEUR RADIO CIRCUITS BOOK (RSGB)

2nd edition, Compiled by G. R. Jessop, G6JP

Whenever you try to find a circuit for part of a radio receiver, transmitter or test equipment it is likely that you will be faced with a dispiriting pile of magazines to wade through. So we have published a book with the single aim of providing a convenient single source of hundreds of circuits likely to be needed by the beginner and ambitious experimenter alike. The second edition has grown to 120 pages, with an average of two circuits on each, and is collated in a special plastic binding which allows the book to lie perfectly flat at any selected page.

11s. 6d. inc. postage.

SERVICE VALVE AND SEMICONDUCTOR EQUIVALENTS (RSGB)

More and more transistors and diodes are appearing on the surplus market bearing only Service identification, but without knowledge of the device characteristics they are virtually useless. We have endeavoured to take this in hand by expanding our established booklet on valve equivalents to include semiconductors likely to be found and used by amateurs.

5s. 6d. inc. postage.

WORLD AT THEIR FINGERTIPS (RSGB)

By J. Clarricoats, OBE, G6CL

This is the first and only complete story of the progress of Amateur Radio in this country. It begins by acknowledging the early experiments by Michael Faraday, and draws into an entertaining account of notable events and achievements through the two wars. Two styles have been published: a hardbound library version and a paperback, both containing 308 pages.

14s. (paperback) inc. postage

47s (hardbound) inc. postage

Further details of the Society's range of publications, and information on membership, may be obtained on application to:

RADIO SOCIETY OF GREAT BRITAIN, Dept. PW.
28 LITTLE RUSSELL STREET, LONDON W.C.1

- SHORT WAVE ONE VALVE RECEIVER KIT 39/6 + 2/6 P.P.
- PEAC ANALOGUE COMPUTER KIT IN STOCK
- CLUBMAN Mk. I KIT COMPLETE £6.17.6 + 5/- P.P.
- Without metal work £4.12.6 + 2/6 P.P.
- CLUBMAN Mk. II KIT COMPLETE £10.17.6 + 5/- P.P.
- Without metal work £8.12.6 + 4/6 P.P.
- EXPLORER KIT COMPLETE £4. 2.6 + 2/6 P.P.
- STABILIZED POWER SUPPLY KIT 0-20V.

500mA COMPLETE £4.17.6 + 5/- P.P.

- RHODIAN TAPE RECORDER KIT
- PORTABLE TEST UNIT KIT
- AUDIO OSCILLATOR FREQUENCY METER KIT IN STOCK.
- S.A.E. FOR DETAILS


S.A.E. FOR TRANSISTORS, SEMI-CONDUCTORS, FULL LIST, 700 TYPES
3 SILICON RECTIFIERS, BY100 TYPE 10/-
10 MIXED MARKED TESTED TRANSISTORS 10/-
40 UNMARKED UNTESTED TRANSISTORS NEW 10/-
1 LIGHT SENSITIVE CELL ORP12 8/6
25 MIXED UNMARKED TESTED TRANSISTORS 10/-
2 TRANSISTOR COMP. PAIR AD161/162 16/-
P.P. 1/-

OUR COMPONENTS CATALOGUE 5/- Post Paid with 10/- worth of discount vouchers.

OLRUS ELECTRONICS LTD.

748 HIGH ROAD, LEYTONSTONE
(NEXT TO GREEN MAN)

LONDON, E.11. Tel. 01-989 2751
CALLERS WELCOME—CLOSED ALL DAY FRIDAY



THE 'TEN-FIFTY' TRANSMITTER

A.S. CARPENTER G3TYJ

SOME interested visitors commented recently that they thought it must be an expensive business becoming a licensed radio amateur, and it may be true that equipment produced commercially for use in amateur stations does tend to be "pricey". A great deal of enjoyment can be found, however, without expensive and sophisticated commercially made apparatus, much of which is designed nowadays with single sideband (SSB) as the main operating mode in mind. Despite criticism, CW remains a favourite operating mode by a large number of radio amateurs, for it is certainly effective and allows use of comparatively simple equipment.

Although an input of up to 150W is permitted on the amateur h.f. bands, excellent DX results are obtainable with considerably less power. Into this category comes the "Ten-Fifty" Transmitter which is a four-band rig embracing the 7.0, 14.0, 21.0 and 28.0Mc/s amateur bands. To build the "Ten-Fifty" some 30 hours of construction time are needed at a total components cost of not more than £10, even when all new items are purchased.

The transmitter is optionally crystal or v.f.o. controlled. When using crystal control—and this is the method initially recommended—a single type FT-243 item in the range 7010-7050kc/s enables all four

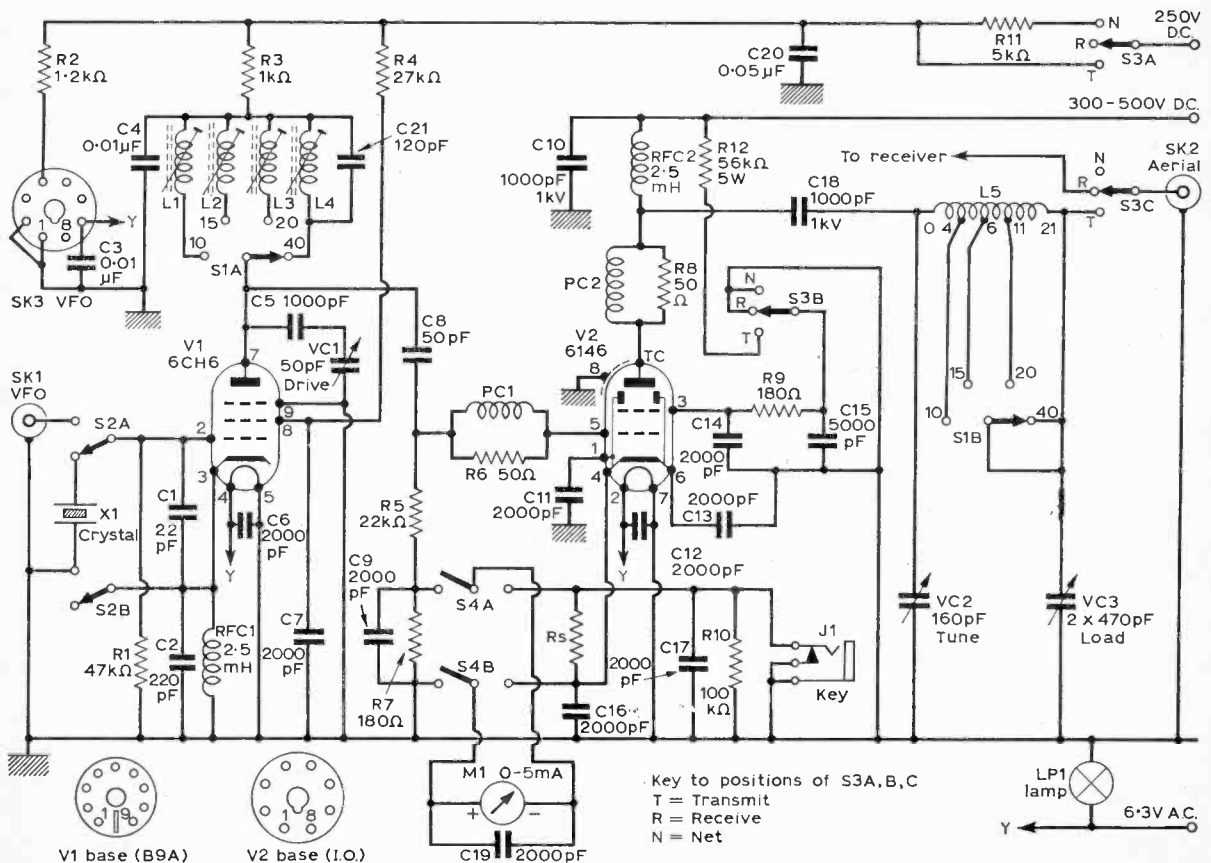


Fig. 1: Complete circuit of the transmitter.

bands to be worked via harmonic action of the oscillator. Alternatively, a v.f.o. covering 7000-7050kc/s may be used, and a suitable powering socket is provided together with an input socket on the rear chassis apron of the transmitter. A suitable v.f.o. will be described in a later article.

Circuitry

The complete and fairly conventional circuit diagram is given in Fig. 1. A 6CH6 valve, V1, operates as a crystal oscillator when switch S2 is set as shown due to grids No. 1 and 2 forming with the cathode the elements of a triode. The crystal frequency plus multiples thereof appear at the anode of the valve and are extracted via capacitor C8. The required harmonic is selectable due to S1A which enables the fundamental frequency f to be taken or frequencies of $2f$, $3f$ and $4f$ via coils L1-L4. These easily-wound coils are required to tune over a very limited range only; coarse tuning is provided by dust iron cores.

Peaking is accomplished by means of panel-fitted VC1. When VC1 is peaked some 4-5mA drive may be secured but this is more than is required, 2-4mA being adequate. Fixed capacitor C5 prevents VC1 from becoming "hot" to d.c. and these two items are effectively across their appropriate coils due to C4. Winding details for coils L1-L5 are given in Table I. When S2A is moved to its alternative position and a v.f.o. connected to socket SK1, V1 operates as a conventional r.f. amplifier.

Power Amplifier

The p.a. stage utilises the popular 6146 valve in conjunction with a familiar pi-tank output circuit. Anti-parasitic stoppers are included in both grid and plate circuits and a modern miniature moving coil meter may be switched, via S4, to indicate either grid or cathode current. A 0-5mA meter movement, scaled 0-5, is utilised for grid current indication, the readings being mentally multiplied by a factor of ten to show 0-50W, full scale corresponding to a current of 100mA when 500V d.c. is applied. To enable 100mA to be taken on the 5mA f.s.d. meter resistor R_s is fitted its value being approximately 0.4 Ω . This item consists of a few turns of fine copper wire

TABLE I

Coil No.	Wire gauge	Turns	Former diameter	Spacing	Core	Band metres
L1	30s.w.g. enamelled	8	0.25in.	Close	Iron	10
L2	30s.w.g. "	13	0.25in.	Close	Iron	15
L3	30s.w.g. "	20	0.25in.	Close	Iron	20
L4	30s.w.g. "	23	0.25in.	Close	Iron	40
L5	18s.w.g. tinned	21	1.25in.	Wire dia.	Air	Tank
("tapped" at 4, 6, 11 turns from "hot" end)						

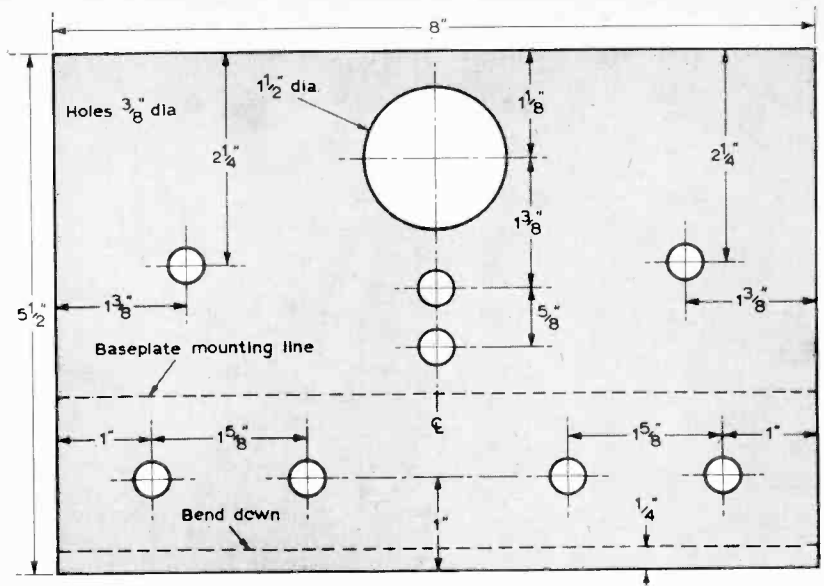
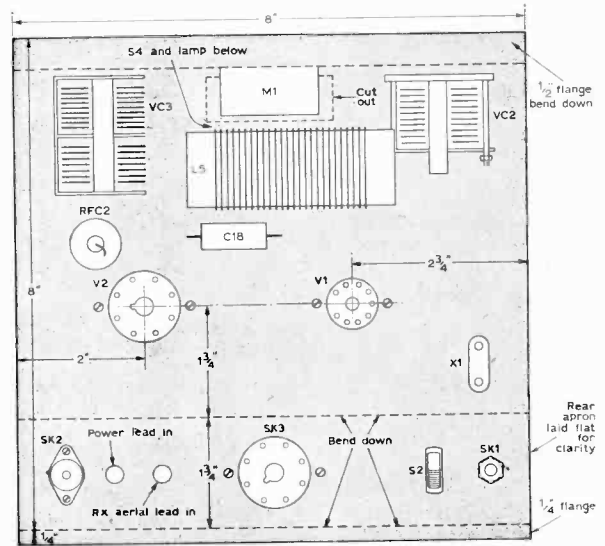


Fig. 2 (above): Essential panel drilling details and size.

Fig. 3 (below): Above-chassis layout and dimensions. Chassis plate and flanges laid flat for clarity.



wound on to a 100 Ω resistor.

In the tank circuit, sections of coil L5 are switched simultaneously with the oscillator anode coils via S1B, capacitors VC2 and VC3 being the usual tuning and loading items respectively. Cathode keying is used satisfactorily with chokes PC1 and PC2 as the anti-parasitic items. As is common an external power supply unit is used with the transmitter and for full output, requirements are 500V d.c. @ 120mA plus 6.3V a.c. 3.0A.

Function Switching

A simple 3-position yaxley-type switch, S3, selects either "Net", "Receive" or "Transmit" as required. When the switch is in position 1 the "Ten-Fifty" is "hot" and the aerial connected. Moving S3 to position 2 "kills" the transmitter and connects the aerial to

STALWART

Dept PW16
30/32, SHUDEHILL, MANCHESTER 4.
Telephone. (061) 832 7710

Also at: 15 WHITECHAPEL, LIVERPOOL (Near Lord Street)

FREE GIFT OFFER

OF A BRAND NEW WORLD FAMOUS E.M.I. FISK SOLARISCOPE VALUE £2.20 WITH EVERY ORDER VALUE £5 AND OVER. THIS UNIQUE INSTRUMENT WHICH IS A BOON TO SHORT WAVE LISTENERS CLEARLY SHOWS THE AREAS OF DAYLIGHT AND DARKNESS ALL OVER THE EARTH AT ANY GIVEN HOUR.

MINI-MOTORS 3V to 4.5V operation. Ideal for mini-racing cars, etc. "Large" (1 1/4 x 7/16 x 1 1/2 in.) 3/11. Medium (1 x 3/4 x 1 1/4 in.) 3/8. P. & P. 9d.

GENUINE DIAMOND STYLUS at 7/11 plus 6d. P.P. Available as replacements for the following popular types only at present: BSR TC5L2—BSR TC5 STEREO—BSR TC5 LP/STEREO—COLLARO STUDIO "O" LP/RONETTE—GARRARD GC8 LP—ACOS GP65/67 LP—RONETTE BF40/LP—GARRARD GC2 LP. All these types now available in Sapphire. Value at only 3/11 each.

SPEAKERS. 12in. round high quality British fitted tweeter cone. 6 watts, in 3Ω of 15Ω. 35/-, P. & P. 2/6. ROUND 12in. R. & A. 3Ω, 25/6, P. & P. 3/6. Many other speakers available. 8in. 3 or 15Ω, 29/8. 10in. 3 or 15Ω, 35/8. 10 watt bass speaker by E.M.I. 13in. x 8in. 15Ω, 39/11. With double tweeter. Very sensitive, 79/11. P. & P. 3/6. TWEETER. 2 1/2in. Black plastic cone, Square Frame, E.M.I. 3Ω, 12/6, plus 1/6 P. & P.

MICROPHONES. LAPEL/HAND MIKE—1 1/2in. dia. Lapel Clip, ideal for tape recording. Very sensitive, 7/6. P. & P. 1/-, Similar but stick type AM4, 14/6.

CRYSTAL HAND MIKE. Robust and sensitive. Cream plastic case. Just the thing for tape recorders, 8/6. P. & P. 1/6. Similar with built-in stand, 10/6.

STUDIO CRYSTAL MIKE. Professional, Omni-directional, providing features usually only available at many times the price. Sensitivity—50dB. Response—50-12,000 c.p.s. Black Plastic with punched chromium case, switches, stand-holder and shielded cable. Only 48/-, P. & P. 2/-. The stand below fits this mike (as well as many others).

ACOS MIC 40—World famous Desk Mike. 16/6 plus P. & P. 1/3.

ACOS MIC 45—Splendid Curved Hand Grip Crystal Mike, 18/3 plus P. & P. 1/6.

ACOS MIC 60—"Stick" Type Crystal Mike, 21/3 plus P. & P. 1/6.

ACOS 39—High Quality Stick Mike. High Impedance, 33/- plus P. & P. 1/6.

ACOS ROUND Crystal Mike insert, 1 1/2in. dia., 7/6. P. & P. 6d.

TELESCOPIC FLOOR STAND. HEAVY BASE. Standard thread, ext. to 4ft. 7in. 49/6. Carriage and Packing 4/6. Desk stand for stick mikes, 7/6.

TELEPHONE PICK-UP COIL. For recording or amplifying both sides of telephone conversation. Suction cup fitting to telephone, with lead, 7/6. P. & P. 1/-.

SIREN MODULES. Encapsulated solid state circuit. Only requires 3Ω speaker, switch and battery (9v.) to complete. Gives screaming siren note. Special half price offer. List 25/-. Our price 12/6, p.p. 1/-. Make ideal burglar alarm or warning system.

INTER-COMMS—DE-LUXE MODEL 2-WAY. Highly efficient, safe. Ideal BABY ALARM. Transistorised. Remote station can call master with latter switched off. Very easily fitted. Complete with battery, cable and plugs, 77/6. P. & P. 2/6.

We can also offer a limited supply of a model made by Philips to retail at 6 gns.—Loud and Clear—Our Price 59/11, P. & P. 2/-. Complete with cable and plug. Standard battery 3/6 extra. This is a high quality product and fully guaranteed.

AMPLIFIER. Compact for use in mains portable grams 6 1/2 x 2 1/2 x 5 1/2in., vol. and tone controls attached by fly leads, over 2 watts output, 59/6. P. & P. 4/6.

4 TRANSISTOR 3W AMPLIFIER. Size 2 1/2 x 2 1/2 x 1 1/2in., 3, 8 or 15Ω output, 9 volt battery operated. Highly sensitive. Price (less battery) 62/6. P. & P. 1/6.

GARRARD RECORD PLAYER DECKS. Carriage and Packing 7/6 extra.

Model	2000 Mono cartridge	£8 2 6	Cartridges for these players:
Model 3000, Stereo cartridge	£10 10 0		Mono 15 0 0
AT50 Mk. II	£15 9 6		Stereo 21 10 0
A70 Mk. II Laboratory Series	£17 17 0		Garrard Plinthns 43 16 0
SP25 Mk. II Heavy Turntable	£12 19 6		Perspex Covers 23 19 11
B.S.R. Type GU7 25 5 0	U.A15 28 19 6		

CAR RADIOS. Pushbutton, all transistor, two wave, fits most cars, absolutely complete. Positive or negative earth. Preset or manual tuning. Free Aerial. 12 1/2 gns. Also available manually operated, otherwise as above, 9 gns.

P. & P. on each of the above 5/- extra. Both excellent value and fully guaranteed.

MAGNAVOX "363" TAPE DECKS. LATEST MODELS. WORLD FAMOUS. 1 1/2 x 11 x 5 1/2in. below board. For 200/250V 50 cycles A.C. 3 speed, digit counter, piano key controls, 7in. reels. Every modern feature. Speeds 1 1/2, 3 1/2 and 7 1/2 i.p.s. With 1 track Marlott heads, £18.10.0 P. & P. 10/-. Price includes Free Gift.

TAPE RECORDER. Magnificent portable solid state, battery tape recorder. The best yet! 2 speeds, capstan drive, as good for music as speech, 3in. reels. Absolutely complete with remote control, mike, tape, batteries, etc. £10.19.6. P. & P. 5/-. PICK-UP CARTRIDGE REPLACEMENTS (Standard fitting for all Record Players).

ACOS GP/67-2 MONO 15/-, ACOS GP/73-2 STEREO 30/-. ACOS GP/91-1 MONO-DE-LUXE 21/-. SONOTONE STA CERAMIC STEREO 37/6. P. & P. 9d.

Finest Quality British made MYLAR Recordings Tape. Fully Guaranteed. In Cartons. 3in. 150ft. Message 3/11 5 1/2in. 1200ft. Long Play 15/8

3in. 240ft. Message 5/6 7in. 1800ft. Long Play 23/6

5in. 900ft. Standard Play 10/3 5in. 1200ft. Double Play 15/6

5 1/2in. 850ft. Standard Play 13/- 5 1/2in. 1800ft. Double Play 23/6

7in. 1200ft. Standard Play 16/3 7in. 2400ft. Double Play 27/6

5in. 900ft. Long Play 13/3 Leader tape various colours 3/-

P. & P. 1/- per reel. Four reels and over post paid. Tape splicer 17/8 plus P. & P. 1/-.

POCKET MULTI-TEST METER. 1000Ω per volt. Volts 0/10/50/250/500/1000 A.C. and D.C. Current: 0-1-100-500mA. Resistance: 0-100kΩ. Complete with test leads, instructions, 37/6. P. & P. 1/6. De-Luxe model, large scale, 55/11 plus P.P. 1/6.

MULTITESTER—Pocket size: with built in meter protection. Wide angle, jewelled meter movement, 20,000Ω per volt D.C. 10,000Ω per volt A.C. ● 19 ranges—0, 5, 25, 50, 250, 500, 2500 volts D.C., 0, 10, 50, 100, 500, 1000 volts A.C. ● 0-50 (LA-2-5mA-200MA) D.C. ● 0-5000Ω-5 megohms, 10μF-0.001 μF. ● 20 to + 224dB. Mirror Scale. Complete in cloth-lined leather case with carry strap and test leads. Exceptional value at £4.11.6 (P. & P. 3/6).

TRANSISTORS: Some popular types from our range: OC44 and OC45 3/6 each. OC71 2/9. OC72 3/6. OC81 and OC81D 3/- each. OC169 3/8. OC170 3/6. AF117 4/-. OC26 7/6. GET8 5/9. General purpose (Approx. OC71) 1/- each.

NEW HIGH FREQUENCY TRANSISTORS. Sinclair ST140 4/-; ST141 6/-. both capable of operating up to 700 Mc/s. ALSO MAT100 7/9. MAT101 8/6. MAT120 7/9. MAT121 8/6. AT140 15/-.

All Transistors postage 6d., up to 3. Over 12 sent P. & P. paid.

New delivery of BAKER SPEAKERS at special low price. Heavy duty 25 watt bass speaker "Group 25", £6.6.0. High Fidelity 15 watt Speaker 46-13,000 cps "Stalwart", £6.6.0.

TERMS. Cash with order. No C.O.D. Orders total 25 and over sent carriage paid (excepting record player decks where carriage is shown). Guaranteed money refunded if goods returned perfect within 7 days of despatch.

Want to get going in a career as a technician? Join the Army

2 years from now you could be earning over £15 a week, all found, as a qualified technician. Qualified in a career that'll set you up for life.

If you're between 17 and 25 you can join the Army as a trainee technician and get started on a 15-month course in aircraft, electronics or instruments. About eight months after successfully completing the course, you'll get promotion to Corporal. And from there on it's up to you. The sky's the limit.

The equipment you'll be working with—whether it is radio transmitters, transceivers, closed-circuit T.V., gunfire control equipment or helicopters—is the most advanced of its kind anywhere. And you'll be training with it from the start.

The pay As a trainee technician you can get as much as £9 a week (clear) from the age of 17 1/2—food and accommodation free. After about 15 months this rises to nearly £14 on passing a trade test and, after about 2 years and promotion to Corporal, to over £15. After that, there's every chance of more promotion and still more pay.

And don't forget that in the Army, besides moving fast in a worthwhile career, you've every opportunity for travel, action, sport and excitement, too!

SEND OFF THE COUPON FOR ALL THE FACTS

TO: ARMY CAREERS MP6(A), LANSDOWNE HOUSE, BERKELEY SQUARE, LONDON W.1
Please send me full details of how to become a technician.

NAME.....

ADDRESS.....

TOWN.....


COUNTY.....

DATE OF BIRTH.....

(You must be resident in the UK) M70994102

JOHN'S RADIO

OLD CO-OP, WHITEHALL ROAD, DRIFHLINGTON, BRADFORD




LARGE QUANTITY OF SARAH V.H.F. TRANS RECEIVERS AVAILABLE FOR IMMEDIATE EXPORT

General Information. This set is normally carried in the life jacket of Airmen. It is a complete miniature light-weight radio Trans/Receiver, which is used to give a Beacon plus two way speech communication in the event of finding themselves in the sea. It comprises a Transmitter-Receiver, a speech unit, a coding unit and a power supply either Battery or Transistor. These three items are permanently interconnected and all units are completely sealed and water tight using a combined speaker/mike. Press to talk or listen buttons, fold up aerial, a total of three valves are used, power required 6.3 volts LT 90 volts and 435 volts D.C. HT. Frequency 243Mc/s. Transmitter output pulse power. Beacon 15 watts, Talk 3 watts. SUPPLIED IN MAKER'S BOXES in Grade 1 condition singly at 45/-, post 5/- with circuit. New batteries if available 7/6 each.


B44MKIII TRANSRECEIVERS

We have a few of these V.H.F. 12 valve transreceivers operating on 3 switched channels between 60Mc/s-93Mc/s complete with all 6 crystals, headphones, mike, mobile aerial and dipole aerial, all connectors plus alloy tripod for mounting the set on. Power input 12V D.C., TX output 3 watts, internal speaker (all valves B67). All air tested O.K. Supplied in good grade 2 condition at £10.0.0. each, carr. 30/-. Also available in matched pairs £25 per pair, carr. 30/- tested



TRANS/RECEIVER TWO TWO

This is one of the latest releases by the govt. of an extremely recent R/T set covering 2-8Mc/s in two switched bands, containing 13 valves (3 EL32s in TX output) which can be used for morse CW or R/T. Also has netting trimmer, BFO, RF and AF controls, switched meter for checking all parts of set, size 17 x 8 x 12in. Power required LT 12V D.C., HT 225V D.C. Supplied brand new and boxed with headphones and mike also two spare valves and circuit of set. Few only at £5.10.0., carr. 30/-. New plug in power supply made by us for either 12V D.C. input £3.10.0 or 200/250V A.C. £3.17.6.



FAMOUS ARMY SHORT-WAVE TRANSRECEIVER


This set is made up of 3 separate units: (1) a two valve amplifier using a 6V6 output valve; (2) (some only, not built in the very latest models) a V.H.F. transreceiver covering 229-241 Mc/s using 4 valves; (3) the main short wave transmitter/receiver covering in two switched bands, just below 2 Mc/s-4 Mc/s and 41 Mc/s-8 Mc/s (approx. 100-37.5 metres) using 9 valves. For R.T., C.W. and M.C.W. The receiver is superhetrodyne having 1 R.F.

stage, frequency changer, two I.F. (465 Kc/s) signal detector, A.V.C. and output stage. A B.F.O. included for C.W. or single side-band reception. T.X. output valve 807 other valves octal bases. Many extras, e.g. netting switch, quick flick dial settings, squelch etc. Power requirements LT 12 volts, HT receiver 275 volts D.C. HT transmitter 500 volts D.C., size approx. 17 1/2 x 7 1/2 x 1 1/2ins. Every set supplied in new or as new condition in carton with book including circuits, only £4.10.0, or Grade 2 slightly used 50/-. Grade 3, used but complete, 35/-. Carr. ALL 15/-. WE MAKE A MAINS 200/250 VOLT POWER UNIT in louvered metal case to plug direct into set power socket to run (1) receiver, 70/-, post 5/-. (2) TX and RX, £6.10.0, post 7/6. (3) 12 volt D.C. P.U. (original). FAIR CONDITION, 40/-. Carr. 5/-. A charge of 10/- to unpack and test the receiver of these sets is made only if requested. Headphones and Mike 15/-. new and boxed.



V.H.F. TRANSRECEIVER MK. II

This is a modern self contained tunable V.H.F. low powered frequency modulated transreceiver for R.T. communication up to 8-10 miles. Made for the Ministry of Supply at an extremely high cost by well known British makers, using 15 midget B.G. 7 valves, receiver incorporating R.F. amplifier, Double superhet and A.F.C. Slow motion tuning with the dial calibrated in 41 channels each 200 Kc/s apart. The frequency covered is 39 Mc/s-48 Mc/s. Also has built-in Crystal calibrator which gives pips to coincide with marks on the tuning dial. Power required LT 41 volts, HT 160 volts, tapped at 90 volts for receiver. Every set supplied complete with valves and crystals. New in carton, complete with adjustable whip aerial, and circuit. Price £4.10.0., carriage 10/-.



YOURS FREE FOR 7 DAYS

A COMPLETE PROGRAMMED COURSE OF INSTRUCTION BASIC ELECTRICITY (5 vols.) ELECTRONICS (6 vols.)

You'll find it easy to learn with this outstandingly successful NEW PICTORIAL METHOD—the essential facts are explained in the simplest language, one at a time, and each is illustrated by an accurate, cartoon-type drawing. The books are based on the latest research into simplified learning tech-

niques. This has proved that the PICTORIAL APPROACH to learning is the quickest and soundest way of gaining mastery over these subjects. Each Chapter has a unique PROGRAMMED supplement for you to test and check your knowledge before proceeding.

The series will be of exceptional value in training mechanics and technicians in Electricity, Radio and Electronics.

WHAT READERS SAY

"You must get endless praise about these works. What a change from the heavy going mob books which abound today. It is more like reading a gripping novel and indeed I find it almost impossible to put the work down. I shall not hesitate to spread the good work among my friends." B.M., York.

"I may add that these books make the subject of Electronics, which I have always found to be the most difficult, very simple to understand." S.W., Leyton.

"We take this opportunity to congratulate you on a well planned publication. You have our permission to use these remarks so that other readers may know of these excellent manuals." T. A. H., Brighton.

A TECH-PRESS PUBLICATION.

POST NOW FOR THIS OFFER

To The SELRAY BOOK CO., 60 HAYES HILL, HAYES, BROMLEY, KENT

Please send me WITHOUT OBLIGATION TO PURCHASE, one of the above sets on 7 DAY FREE TRIAL. I will either return set, carriage paid in good condition within 7 days or send the following amounts: BASIC ELECTRICITY including Programmed Supplement Cash Price 85/-. BASIC ELECTRONICS including Programmed Supplement Cash Price 112/-. All prices include P. & F.

Deferred Terms readily available. This offer applies to UNITED KINGDOM ONLY. Overseas customers Cash with order.

Tick Set required (Only one set allowed on free trial).

BASIC ELECTRICITY
Programmed Supplement

BASIC ELECTRONICS
Programmed Supplement

Signature (If under 21 signature required of parent)

NAME
BLOCK LETTERS
FULL POSTAL ADDRESS

the associated receiver whilst position 3 permits V1 to operate only for netting purposes. The v.f.o. power supply socket is "hot" h.t.-wise in both "Net" and "Transmit" positions of the function switch.

Since it is undesirable to carry large d.c. potentials on a rotary switch the p.a. plate circuit is left complete at all times the 6146 valve screen circuit being controlled by S3B; here the d.c. operating potential is not allowed to be more than 150V. It may be noted that in selecting the central switch position for "Receive" (or "Stand-by") a single movement only is required, to right or left, for "Net" and "Transmit" respectively.

Constructional

Basically, two pieces of 16 s.w.g. aluminium are required on which to build the "Ten-Fifty" and details of one of these—the panel—are given in Fig. 2. All metal-work is easily prepared using simple tools. Two small flanges are provided on the chassis underside so that a flat aluminium base plate may finally be located; this baseplate protects under-chassis components and also confers rigidity.

Essential dimensions and layout of the main components both above- and below-chassis may be seen in Figs. 3 and 4 respectively and it is doubtful if any improvements can be made. Some interaction among coils L1-4 is likely and it is advisable to place them so that the 10-metre coil, L1, is closest to the band-switch S1, with coil L2 nearby. All wiring—to the coils in particular—should be carried out with stiff copper wire adequately sleeved. Coils L1-L4 are adjusted when in circuit to their appropriate operating frequencies of 7, 14, 21 and 28Mc/s using a g.d.o., each coil core is peaked with the vanes of VC1 half enmeshed.

Testing

Initially, the h.t. voltage used should be no more than 300V d.c. With S3 at "Receive" a 40W domestic lamp bulb is connected to socket SK2, switch S2 moved to "Crystal", a crystal in the frequency range 7010-7050kc/s plugged in and switch S4 moved to indicate grid current. A test-meter set to read 0-100mA is then inserted in the circuit at the h.t. end of choke r.f.c. 2. With the key connected, power is

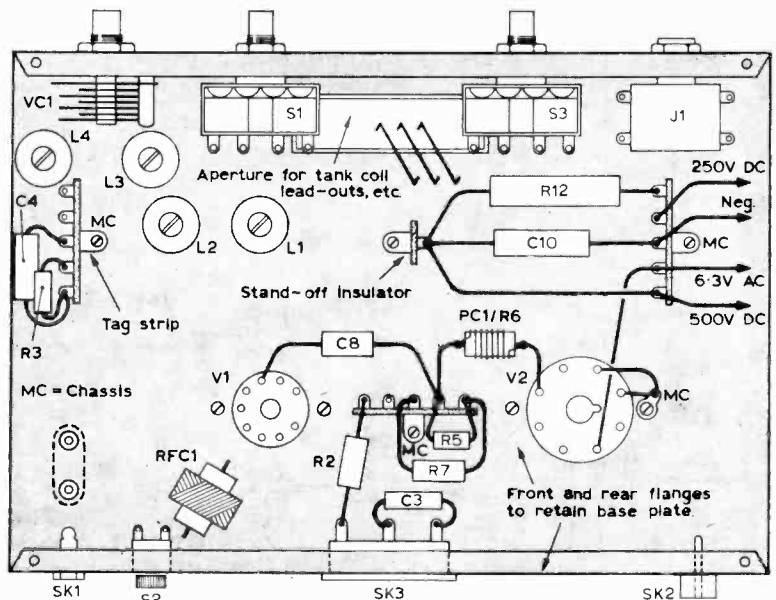


Fig. 4: Below-chassis layout of principal components.

applied and S3 rotated to "Net" whereupon an indication should be seen on the panel meter; grid current should now be peakable via VC1 to at least 4mA when the key is depressed. Grid current is then set to 2.4mA, the key released, the function switch returned to "Receive" and S4 set to read anode or plate current.

When the vanes of both VC2 and VC3 have been fully enmeshed the function switch is placed at "Transmit". Care is now required and the key should be quickly depressed and released whilst noting the maximum reading on M1. Should the meter appear to be over-driven place S4 at "Grid" and use the

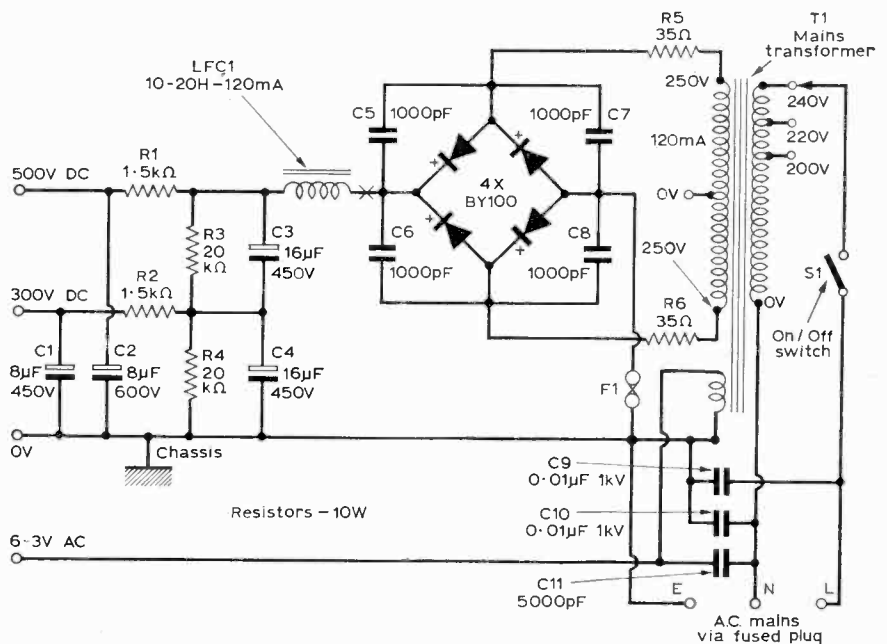


Fig. 5: A suitable solid-state power supply.

externally connected meter to load up.

To load the "Ten-Fifty" depress the key then quickly rotate VC2 to reduce the current indicated to the lowest possible level. Monitor the grid current and readjust drive to 2.4mA if necessary. Next open VC3 slightly to increase anode current, immediately reducing it again via VC2. When this procedure has

★ components list

Resistors:

R1	47k Ω	R8	50 Ω
R2	1.2k Ω 1W	R9	180 Ω 1W
R3	1k Ω	R10	100k Ω
R4	27k Ω	R11	5k Ω 2W
R5	22k Ω	R12	56k Ω 5W
R6	50 Ω	Rs	See text
R7	180 Ω		

Capacitors:

C1	22pF silver mica
C2	220pF silver mica
C3	0.01 μ F (10,000pF ceramic)
C4	0.01 μ F (10,000pF ceramic)
C5	1000pF ceramic
C6	2000pF ceramic
C7	2000pF ceramic
C8	50pF silver mica
C9	2000pF ceramic
C10	1000pF (0.001 μ F) 1000V d.c.
C11	2000pF ceramic
C12	2000pF ceramic
C13	2000pF ceramic
C14	2000pF ceramic
C15	0.005 μ F (500pF) ceramic
C16	2000pF ceramic
C17	2000pF ceramic
C18	1000pF (0.001 μ F) 1000V d.c.
C19	2000pF ceramic
C20	0.05 μ F paper 500V
C21	120pF silver mica
VC1	50pF air spaced variable trimmer
VC2	160pF air spaced (Wavemaster)
VC3	2 x 470pF (nominal) twin-gang

Valves:

V1	6CH6	V2	6146
----	------	----	------

Switches:

S1	2-pole, 4-way
S2	DPDT slide type
S3	3-pole, 3-way
S4	DPDT toggle type

Sockets:

SK1	Miniature jack type
SK2	Coaxial TV type
SK3	I.O. valve holder

Chokes:

RFC1	—2.5mH miniature
RFC2	—2.5mH transmitter type

Miscellaneous:

B9G skirted valveholder, I.O. valveholder ceramic. Dust-cored coil formers, $\frac{1}{4}$ and $\frac{3}{8}$ in. (see text). Meter—MRP2, 0.5mA f.s.d. Crystal X1 see text. Aluminium for panel and chassis, case, etc. Control knobs (5), etc.

been repeated several times the lamp "load" will begin to glow and a wavemeter should then be brought into use to verify that output is occurring in the appropriate band as selected by S1. Thereafter, it is merely a case of adjusting resistor Rs to obtain a half scale reading on meter M1 when a current of 50mA is indicated on the externally connected test-meter; this may require several attempts to be made.

The "Ten-Fifty" Transmitter is now virtually complete and with the lamp load and external meter removed a trial QRP call may be made via the station aerial provided there is no risk of causing interference to others; it should be appreciated, however, that re-loading into the aerial proper will normally be necessary.

Later, the 6146 valve may be fed from a source voltage capable of giving a d.c. input of 50W and if meter M1 indicates a full scale reading for 100mA the required voltage is 500V d.c.

Power Supply Circuit

A suitable method of obtaining the required operating voltages may be seen in the simple solid-state p.s.u. arrangement given in Fig. 5 and h.t. potentials should not rise to a dangerous level under key-up conditions with this configuration which is self-discharging. No high d.c. potentials are left across the unit at switch-off but bleed resistors R3 and R4 must on no account be omitted; slight changes to the values of R3 and R4 are permissible, however, if it is found that the intermediate d.c. potential is inadequate.

POWER SUPPLY UNIT

★ components list

Resistors—10 Watt:

R1	1.5k Ω	R4	20k Ω
R2	1.5k Ω	R5	35 Ω -5W
R3	20k Ω	R6	35 Ω -5W

Capacitors:

C1	8 μ F 450V electrolytic
C2	8 μ F 600V electrolytic
C3	16 μ F 450V electrolytic
C4	16 μ F 450V electrolytic
C5-8	1000pF ceramic 500V
C9	0.01 μ F paper, 1KV
C10	0.01 μ F paper, 1KV
C11	5000pF ceramic 500V

Miscellaneous:

4 x BY100; LFC1—10to20H Choke, 120mA. Mains Transformer 250—0—250V 120mA, 6.3V 3A; On/off Toggle, 250V a.c.; Torch bulb 0.3A; Chassis—see text.

The simple p.s.u. may be built on a chassis measuring 8 x 5 x 2in., but all "hot" points should be kept below chassis in the interests of safety. Adequate ventilation must be provided and the output socket can be a I.O. valveholder. If a 0.3A torch bulb is wired in the circuit at point "X" it will offer a degree of protection to the rectifiers should a short-circuit accidentally occur; it will also provide an excellent visual keying indicator. ■

Fully guaranteed Individually packed VALVES

AC/HL 6/-	EC91 3/-	FW4500/6/-
AL60 5/-	EC93 12/-	FW4/800/-
AR19 3/-	EC84 4/-	
AR12 3/6	EC82 4/3	G/371K 57/6
AR8 5/-	EC83 6/3	G1/370K
ARTP1 6/-	EC84 6/-	20/-
AT24 2/3	EC85 5/4	G50/2G 5/-
AZ31 10/6	EC88 4/-	G120/1B 7/6
BD78 40/-	EC91 7/6	12/17/8
BL43 10/-	EC189 9/6	GM4 45/-
B214 3/6	ECF80 7/6	GTE175M
BT35 55/-	ECF82 12/-	12/-
BT45 150/-	ECH39 11/-	GU50 29/-
BT43 35/-	ECI42 10/6	GZ32 11/6
CV102 1/-	ECI81 5/6	GZ34 11/6
CV103 4/-	ECI83 8/6	H30 3/6
CV315 (matched pair)	ECI80 6/9	HL2 4/-
	ECI82 10/9	HL2K 2/6
	ECI83 10/9	HL2DD5/-
CV315 (2n1-6e)	ECI86 4/3	H121 4/-
	EF36 3/4	HVR2 9/6
CY31 7/6	EF37A 8/-	KT8C 22/-
D41 6/-	EF39 6/-	KT63 4/-
D77 3/-	EF40 9/3	KT66 18/6
DA100 8/6	EF42 10/6	KT7 45/-
DAF96 6/-	EF50 8/6	KT71 7/6
DD41 4/-	EF80 5/3	KT76 7/6
DET20 2/-	EF81 8/-	KT88 27/-
DET25 10/-	EF85 7/6	KT263 7/6
DF91 3/-	EF86 9/9	L83 9/6
DF92 2/6	EF87 8/6	M84 1/8
DF96 7/6	EF91 3/-	MHLD6 7/6
DK92 8/6	EF92 2/6	ML6 6/-
DK96 7/3	EF95 5/9	N34 8/-
DL63 8/6	EF183 7/-	N78 15/-
DL92 4/-	EF194 6/-	OA2 8/6
DL93 4/-	EL10 7/6	OB2 6/9
DL94 8/6	EL13 15/-	OB3 7/6
DL96 8/6	EL32 3/9	OC3 6/-
DL810 9/6	EL34 11/-	OD3 6/-
DY86 6/9	EL35 5/-	OF44 5/-
DY87 7/-	EL41 9/3	P4 14/6
E80F 18/-	EL42 11/-	PABC80 8/-
E86CC 10/-	EL50 8/6	PC86 10/3
E90CC 10/-	EL51 7/-	PC88 10/3
E92CC 5/-	EL81 7/6	PC87 8/6
E180CC 7/6	EL85 8/6	PC84 8/3
E182CC 14/-	EL91 2/6	PC89 10/6
E1148 2/6	EL95 5/9	PCC189 12/-
E2134 9/-	EL360 18/-	PCF80 7/6
E250 1/-	EM51 5/-	PCF82 6/3
EAC80 7/6	EM50 8/-	PCF84 9/3
EAC91 3/-	EM81 8/-	PCF86 8/3
EAF42 9/6	EM84 3/3	PCF80 9/6
EB91 2/-	EM87 11/-	PCF802 10/3
EC33 5/-	EN92 5/-	PCF806 12/6
EC41 8/6	ESU74 8/6	PCF808 14/6
EC80 5/9	EY51 8/-	PCF808 14/6
EBF78 7/6	EY86 7/3	PCL81 10/3
EBF83 8/6	EY91 2/6	PCL82 9/6
EBF89 7/9	EZ40 8/-	PCL83 8/6
EC32 12/6	EZ38 8/-	PCL84 8/-
EC70 4/-	EZ80 5/9	PCL85 9/3
EC90 4/-	EX81 5/3	PCL86 9/3

PL36 9/9	S11E12 10/-	UY41 7/6
PL38 18/3	TDOX-20	UY85 5/9
PL81 8/-	TP22 5/-	V246A/10/-
PL82 8/-	TP25 6/-	100/-
PL83 6/9	TT11 3/-	VL8631 35/-
PL84 7/3	TT15 35/-	VPS 2/6
PL600 15/6	TT31 45/-	VP133 9/-
PX4 14/-	TZ40 40/-	VR90 7/6
PX25 12/6	TZ020 4/-	VR105/30
PY30 10/3	TY20 16/-	7/-
PY80 5/6	UI214 11/-	VR150/30
PY81 6/3	U15 16/-	UY39 7/6
PY82 5/9	U25 8/6	W113 2/6
PY83 8/6	U28 16/-	W119 9/-
PY84 9/3	U29 9/6	X20 16/-
PY801 10/3	U52 8/6	X65 5/-
QQV03-10	U81 18/-	X66 7/6
	U91 18/-	X76M 7/-


2D21 4/9	6AK7 6/-	6P5GT 8/-
5A4 4/-	6AK8 5/9	6F6G 4/-
3A108A 35/-	6AL5 3/-	6F7 6/-
3A146J 55/-	6AL5W 7/-	6F8G 5/-
3A167M/1	6AM5 2/6	6F12 4/6
	6AM6 3/6	6F13 5/6
	6AX1 5/6	6F14 5/6
	6AX5W 9/-	6F23 14/9
	6B6 6/-	6F32 3/6
	6A8G 6/-	6F33 1/6
	6A8T 14/-	6F38 15/6
	6AT6 4/6	6G6G 2/6
	6AU6 5/9	6H6GT 10/6
	6AX4 2/-	6HM3 3/6
	6B4G 18/-	6J4WA 12/-
	6B7 5/6	6J6 7/6
	6D1 4/-	6G7 2/6
	6A173G 5/-	6B8G 2/6
	6A174G 5/-	CRS1/10 6/-
	6A118 10/-	CRS1/20 9/6

6SA7GT 6/6	6G87 7/-
6G87GT 5/-	6H87 4/-
6H87GT 6/6	6J87 7/6
6K87GT 6/6	6L87 5/6
6M87GT 6/6	6N87 4/6
6P87GT 6/6	6Q87 5/6
6R87GT 6/6	6S87 4/6
6T87GT 6/6	6U87 5/6
6V87GT 6/6	6W87 4/6
6X87GT 6/6	6Y87 5/6
6Z87GT 6/6	6AA87 4/6
6AB87GT 6/6	6AC87 5/6
6AD87GT 6/6	6AE87 4/6
6AF87GT 6/6	6AG87 5/6
6AH87GT 6/6	6AJ87 4/6
6AK87GT 6/6	6AL87 5/6
6AM87GT 6/6	6AN87 4/6
6AO87GT 6/6	6AP87 5/6
6AQ87GT 6/6	6AR87 4/6
6AS87GT 6/6	6AT87 5/6
6AU87GT 6/6	6AV87 4/6
6AW87GT 6/6	6AX87 5/6
6AY87GT 6/6	6AZ87 4/6
6BA87GT 6/6	6BB87 5/6
6BC87GT 6/6	6BD87 4/6
6BE87GT 6/6	6BF87 5/6
6BG87GT 6/6	6BH87 4/6
6BH87GT 6/6	6BJ87 5/6
6BK87GT 6/6	6BL87 4/6
6BL87GT 6/6	6BM87 5/6
6BN87GT 6/6	6BO87 4/6
6BP87GT 6/6	6BQ87 5/6
6BR87GT 6/6	6BS87 4/6
6BR87GT 6/6	6BT87 5/6
6BS87GT 6/6	6BU87 4/6
6BU87GT 6/6	6BV87 5/6
6BV87GT 6/6	6BW87 4/6
6BW87GT 6/6	6BX87 5/6
6BX87GT 6/6	6BY87 4/6
6BY87GT 6/6	6BZ87 5/6
6BZ87GT 6/6	6CA87 4/6
6CA87GT 6/6	6CB87 5/6
6CB87GT 6/6	6CC87 4/6
6CC87GT 6/6	6CD87 5/6
6CD87GT 6/6	6CE87 4/6
6CE87GT 6/6	6CF87 5/6
6CF87GT 6/6	6CG87 4/6
6CG87GT 6/6	6CH87 5/6
6CH87GT 6/6	6CI87 4/6
6CI87GT 6/6	6CJ87 5/6
6CJ87GT 6/6	6CK87 4/6
6CK87GT 6/6	6CL87 5/6
6CL87GT 6/6	6CM87 4/6
6CM87GT 6/6	6CN87 5/6
6CN87GT 6/6	6CO87 4/6
6CO87GT 6/6	6CP87 5/6
6CP87GT 6/6	6CQ87 4/6
6CQ87GT 6/6	6CR87 5/6
6CR87GT 6/6	6CS87 4/6
6CS87GT 6/6	6CT87 5/6
6CT87GT 6/6	6CU87 4/6
6CU87GT 6/6	6CV87 5/6
6CV87GT 6/6	6CW87 4/6
6CW87GT 6/6	6CX87 5/6
6CX87GT 6/6	6CY87 4/6
6CY87GT 6/6	6CZ87 5/6
6CZ87GT 6/6	6DA87 4/6
6DA87GT 6/6	6DB87 5/6
6DB87GT 6/6	6DC87 4/6
6DC87GT 6/6	6DD87 5/6
6DD87GT 6/6	6DE87 4/6
6DE87GT 6/6	6DF87 5/6
6DF87GT 6/6	6DG87 4/6
6DG87GT 6/6	6DH87 5/6
6DH87GT 6/6	6DI87 4/6
6DI87GT 6/6	6DJ87 5/6
6DJ87GT 6/6	6DK87 4/6
6DK87GT 6/6	6DL87 5/6
6DL87GT 6/6	6DM87 4/6
6DM87GT 6/6	6DN87 5/6
6DN87GT 6/6	6DO87 4/6
6DO87GT 6/6	6DP87 5/6
6DP87GT 6/6	6DQ87 4/6
6DQ87GT 6/6	6DR87 5/6
6DR87GT 6/6	6DS87 4/6
6DS87GT 6/6	6DT87 5/6
6DT87GT 6/6	6DU87 4/6
6DU87GT 6/6	6DV87 5/6
6DV87GT 6/6	6DW87 4/6
6DW87GT 6/6	6DX87 5/6
6DX87GT 6/6	6DY87 4/6
6DY87GT 6/6	6DZ87 5/6
6DZ87GT 6/6	6EA87 4/6
6EA87GT 6/6	6EB87 5/6
6EB87GT 6/6	6EC87 4/6
6EC87GT 6/6	6ED87 5/6
6ED87GT 6/6	6EE87 4/6
6EE87GT 6/6	6EF87 5/6
6EF87GT 6/6	6EG87 4/6
6EG87GT 6/6	6EH87 5/6
6EH87GT 6/6	6EI87 4/6
6EI87GT 6/6	6EJ87 5/6
6EJ87GT 6/6	6EK87 4/6
6EK87GT 6/6	6EL87 5/6
6EL87GT 6/6	6EM87 4/6
6EM87GT 6/6	6EN87 5/6
6EN87GT 6/6	6EO87 4/6
6EO87GT 6/6	6EP87 5/6
6EP87GT 6/6	6EQ87 4/6
6EQ87GT 6/6	6ER87 5/6
6ER87GT 6/6	6ES87 4/6
6ES87GT 6/6	6ET87 5/6
6ET87GT 6/6	6EU87 4/6
6EU87GT 6/6	6EV87 5/6
6EV87GT 6/6	6EW87 4/6
6EW87GT 6/6	6EX87 5/6
6EX87GT 6/6	6EY87 4/6
6EY87GT 6/6	6EZ87 5/6
6EZ87GT 6/6	6FA87 4/6
6FA87GT 6/6	6FB87 5/6
6FB87GT 6/6	6FC87 4/6
6FC87GT 6/6	6FD87 5/6
6FD87GT 6/6	6FE87 4/6
6FE87GT 6/6	6FF87 5/6
6FF87GT 6/6	6FG87 4/6
6FG87GT 6/6	6FH87 5/6
6FH87GT 6/6	6FI87 4/6
6FI87GT 6/6	6FJ87 5/6
6FJ87GT 6/6	6FK87 4/6
6FK87GT 6/6	6FL87 5/6
6FL87GT 6/6	6FM87 4/6
6FM87GT 6/6	6FN87 5/6
6FN87GT 6/6	6FO87 4/6
6FO87GT 6/6	6FP87 5/6
6FP87GT 6/6	6FQ87 4/6
6FQ87GT 6/6	6FR87 5/6
6FR87GT 6/6	6FS87 4/6
6FS87GT 6/6	6FT87 5/6
6FT87GT 6/6	6FU87 4/6
6FU87GT 6/6	6FV87 5/6
6FV87GT 6/6	6FW87 4/6
6FW87GT 6/6	6FX87 5/6
6FX87GT 6/6	6FY87 4/6
6FY87GT 6/6	6FZ87 5/6
6FZ87GT 6/6	6GA87 4/6
6GA87GT 6/6	6GB87 5/6
6GB87GT 6/6	6GC87 4/6
6GC87GT 6/6	6GD87 5/6
6GD87GT 6/6	6GE87 4/6
6GE87GT 6/6	6GF87 5/6
6GF87GT 6/6	6GG87 4/6
6GG87GT 6/6	6GH87 5/6
6GH87GT 6/6	6GI87 4/6
6GI87GT 6/6	6GJ87 5/6
6GJ87GT 6/6	6GK87 4/6
6GK87GT 6/6	6GL87 5/6
6GL87GT 6/6	6GM87 4/6
6GM87GT 6/6	6GN87 5/6
6GN87GT 6/6	6GO87 4/6
6GO87GT 6/6	6GP87 5/6
6GP87GT 6/6	6GQ87 4/6
6GQ87GT 6/6	6GR87 5/6
6GR87GT 6/6	6GS87 4/6
6GS87GT 6/6	6GT87 5/6
6GT87GT 6/6	6GU87 4/6
6GU87GT 6/6	6GV87 5/6
6GV87GT 6/6	6GW87 4/6
6GW87GT 6/6	6GX87 5/6
6GX87GT 6/6	6GY87 4/6
6GY87GT 6/6	6GZ87 5/6
6GZ87GT 6/6	6HA87 4/6
6HA87GT 6/6	6HB87 5/6
6HB87GT 6/6	6HC87 4/6
6HC87GT 6/6	6HD87 5/6
6HD87GT 6/6	6HE87 4/6
6HE87GT 6/6	6HF87 5/6
6HF87GT 6/6	6HG87 4/6
6HG87GT 6/6	6HH87 5/6
6HH87GT 6/6	6HI87 4/6
6HI87GT 6/6	6HJ87 5/6
6HJ87GT 6/6	6HK87 4/6
6HK87GT 6/6	6HL87 5/6
6HL87GT 6/6	6HM87 4/6
6HM87GT 6/6	6HN87 5/6
6HN87GT 6/6	6HO87 4/6
6HO87GT 6/6	6HP87 5/6
6HP87GT 6/6	6HQ87 4/6
6HQ87GT 6/6	6HR87 5/6
6HR87GT 6/6	6HS87 4/6
6HS87GT 6/6	6HT87 5/6
6HT87GT 6/6	6HU87 4/6
6HU87GT 6/6	6HV87 5/6
6HV87GT 6/6	6HW87 4/6
6HW87GT 6/6	6HX87 5/6
6HX87GT 6/6	6HY87 4/6
6HY87GT 6/6	6HZ87 5/6
6HZ87GT 6/6	6IA87 4/6
6IA87GT 6/6	6IB87 5/6
6IB87GT 6/6	6IC87 4/6
6IC87GT 6/6	6ID87 5/6
6ID87GT 6/6	6IE87 4/6
6IE87GT 6/6	6IF87 5/6
6IF87GT 6/6	6IG87 4/6
6IG87GT 6/6	6IH87 5/6
6IH87GT 6/6	6II87 4/6
6II87GT 6/6	6IJ87 5/6
6IJ87GT 6/6	6IK87 4/6
6IK87GT 6/6	6IL87 5/6
6IL87GT 6/6	6IM87 4/6
6IM87GT 6/6	6IN87 5/6
6IN87GT 6/6	6IO87 4/6
6IO87GT 6/6	6IP87 5/6
6IP87GT 6/6	6IQ87 4/6
6IQ87GT 6/6	6IR87 5/6
6IR87GT 6/6	6IS87 4/6
6IS87GT 6/6	6IT87 5/6
6IT87GT 6/6	6IU87 4/6
6IU87GT 6/6	6IV87 5/6
6IV87GT 6/6	6IW87 4/6
6IW87GT 6/6	6IX87 5/6
6IX87GT 6/6	6IY87 4/6
6IY87GT 6/6	6IZ87 5/6
6IZ87GT 6/6	6JA87 4/6
6JA87GT 6/6	6JB87 5/6
6JB87GT 6/6	6JC87 4/6
6JC87GT 6/6	6JD87 5/6
6JD87GT 6/6	6JE87 4/6
6JE87GT 6/6	6JF87 5/6
6JF87GT 6/6	6JG87 4/6
6JG87GT 6/6	6JH87 5/6
6JH87GT 6/6	6JI87 4/6
6JI87GT 6/6	6JJ87 5/6
6JJ87GT 6/6	6JK87 4/6
6JK87GT 6/6	6JL87 5/6
6JL87GT 6/6	6JM87 4/6
6JM87GT 6/6	6JN87 5/6
6JN87GT 6/6	6JO87 4/6
6JO87GT 6/6	6JP87 5/6
6JP87GT 6/6	6JQ87 4/6
6JQ87GT 6/6	6JR87 5/6
6JR87GT 6/6	6JS87 4/6
6JS87GT 6/6	6JT87 5/6
6JT87GT 6/6	6JU87 4/6
6JU87GT 6/6	6JV87 5/6
6JV87GT 6/6	6JW87 4/6
6JW87GT 6/6	6JX87 5/6
6JX87GT 6/6	6JY87 4/6
6JY87GT 6/6	6JZ87 5/6
6JZ87GT 6/6	6KA87 4/6
6KA87GT 6/6	6KB87 5/6
6KB87GT 6/6	6KC87 4/6
6KC87GT 6/6	6KD87 5/6
6KD87GT 6/6	6KE87 4/6

true to specification

SINCLAIR DESIGNS

Q.14 COMPACT HIGH-FIDELITY LOUDSPEAKER



- Size 9½in. x 9½in. x 4½in. deep plus detachable base. ● 15 ohms impedance
- Up to 14 watts loading ● Smooth response between 60 and 16,000 Hz
- British manufacture

When Sinclair Radionics decided to design and manufacture a new loudspeaker, it was required from the start that its performance should be worthy of today's best high fidelity standards and be so reasonably priced that the greatest numbers could afford it. By using ultra-low resonant materials to form its acoustically contoured housing, outstandingly brilliant performance resulted. Furthermore, the unusual form of the Q.14 meant it could be used as a free-standing shelf speaker, as a wall-corner sound radiator or flush mounted singly or in multiple units on a flat surface such as a wall. The correctness of the design of the Q.14 has amply proven itself since within a few months of its introduction, it is already amongst the four most demanded loudspeakers irrespective of price. Independent laboratory tests have already shown that the Q.14 has amazingly good performance characteristics. As a judge of good sound yourself, your ear will confirm this instantly. At its price, there is nothing to stop you changing to Sinclair at once.

The Q.14 is finished in matt black with solid aluminium bar embellishment on the front. Supplied in strong fitted carton and sent post free under money back guarantee if you are not satisfied.


IDEAL FOR Z.12 MONO AND STEREO SYSTEMS

£7.19.6

sinclair

**SINCLAIR RADIONICS LTD, 22 Newmarket Road,
Cambridge**

Phone OCA-352996



SINCLAIR Z.12

COMBINED 12 WATT AMPLIFIER AND PRE-AMP

No constructor's transistor amplifier has ever achieved such success as the Sinclair Z.12. It favours the user in so many ways—with fantastic power-to-size ratio, with far greater adaptability, with freedom to operate it from batteries or mains power supply unit (the new PZ.4 is ideal for this) and with the opportunity to obtain superb stereo reproduction for very little outlay. Countless thousands of Z.12s are in use throughout the world in hi-fi installations, electronic guitars and organs, P.A. installations, intercom, systems etc. This true 12-watt amplifier is supplied ready built, tested and guaranteed together with the Z.12 manual which details a number of control circuits enabling you to match the Z.12 to your precise requirements. For complete listening satisfaction, use your Z.12 system with Q.14 loudspeakers. It assures superb quality with substantial savings.

Built, tested
and
guaranteed.

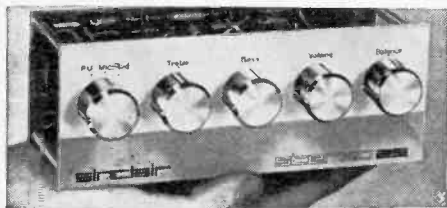
89/6



SINCLAIR PZ.4 STABILISED MAINS POWER UNIT

A heavy duty stabilised power supply unit of advanced design developed specially for systems using one or more Z.12s. For running from standard A.C. Mains supplies, the PZ.4 delivers 18V. D.C. at 1.5A. Supplied built, tested and guaranteed.

99/6



SINCLAIR STEREO 25

- Input switchin/Treble/Bass/Volume/Balance Controls
 - Sensitivity for 10 watts into 1.5 ohms per channel
Mic.—2mV into 50K ohms
P.U.—3mV into 50K ohms
Radio—20mV into 4.7K ohms
 - Equalisation correct to within ± 1 dB, RIAA curve, 50-20,000 Hz.
 - 6 $\frac{1}{2}$ x 2 $\frac{1}{2}$ x 2 $\frac{1}{2}$ ins. plus knobs. Aluminium front.
- Ready built and tested. **£9.19.6**

SINCLAIR MICROMATIC

the
world's
smallest
radio



No increase in price

Prices for this fantastically tiny, powerful receiver remain the same in spite of increased purchase tax so that the Sinclair micromatic is not only the most original and efficient set of its kind ever produced. It is the best value too. As easy to take with you as your wrist watch. Includes superb magnetic earpiece, tunes over M.W. and plays anywhere.

Complete kit of parts inc. earpiece, case, aluminium front panel, etc. **49/6** Ready built with earpiece, tested and guaranteed. **59/6**
Mallory Mercury Cell (2 required) each 2/9.

YOUR SINCLAIR GUARANTEE

Should you not be completely satisfied with your purchase when you receive it from us, your money will be refunded in full at once and without question.

FULL SERVICE FACILITIES
AVAILABLE TO ALL
SINCLAIR CUSTOMERS

To: SINCLAIR RADIONICS., 22 NEWMARKET ROAD, CAMBRIDGE

Please send POST FREE

.....
.....
.....

NAME

ADDRESS

For which I enclose cash/cheque/money order

PW6

BARGAINS

DIRECT FROM



UNBEATABLE VALUE IN SPEAKER ENCLOSURES

Owing to demand for our previously advertised £4.15.0 enclosure, it is now offered as an even better bargain as a "Pack Flat" kit which easily assembles to a fine professional looking enclosure. All wood accurately machined. State if for 10in., or 8in. unit. Hole for tweeter included. Now **72/6** (Part P. & P. 7/6). A wide range of units by Goodmans, W.B. etc. available for the above at attractive prices.

TRS MULLARD AMPLIFIERS STEREO 10-10



Valve amplifier to exact Mullard spec. With pre-amp tapped off transformer 3 and 15Ω, all controls, H.T. and L.T. outlet, mono, stereo and speaker phase switching. Complete with escutchion, knobs, plugs, etc. Ready built. (P. & P. 12/6) **£21.0.0**
Kit (P. & P. 12/6) **£17.10.0**
2 + 2 VALVE Pre-amp/Control Unit, Ready Built, 13 gns. (P. & P. 7/6)

3-3 MONO

3 valve, 3W amplifier with controls, absolutely complete kit including panel, knobs, etc. (P. & P. 7/6) **£7.12.6**

5-10 MONO

5 valve, 10W basic amplifier kit complete. (P. & P. 7/6) **£9.19.6**
with passive control network and panel £11.19.6
2 valve pre-amp kit £8.12.6 Carr. 5/6.

GARRARD UNITS and PLINTHS

See latest TRS List (6d. post free) for fuller details
LM3000 Record Player with 9T.A. Stereo Cartridge. AT.60 Mk II De-luxe Auto-changer, diecast turntable. Less cartridge.
SP.25 De-luxe single record player, die-cast turntable. Less cartridge.
Brand new in makers' cartons. Packing and carriage on any one of above 7/6.
GARRARD PLINTH WB.1. In the Teak for any of above units. (Packing and carriage 5/-) 75/-
Garrard clear-view rigid perspex cover (carriage 3/6) 60/-
CARTRIDGE OFFER TO PURCHASERS OF ABOVE ITEMS—STEREO Sonotone 9TA/HC Ceramic with diamond 47/8; Decca Deram with diamond 79/6; MONO Acos GP91-1 19/6; Goldring MX2M 24/6.

PEAK-SOUND SA 8-8 STEREO AMP. 14 Transistor Kit. 8W per channel (16W mono) integrated pre-amp to take high quality ceramic p.u. One of the best and most economic we have ever offered. AMPLIFIER KIT £9.10.0 (P. & P. 4/-); POWER PACK KIT £2.10.0 (P. & P. 4/-); MODERN SLIMLINE WOOD CABINET £12.10.0 (P. & P. 5/-); COMPLETE ASSEMBLY £14.10.0 post free if ordered at same time.

IMPORTANT NOTICE

The latest printed and illustrated TRS List, 8 large pages packed with everything you want at bargain prices. Send 6d. for your copy now.

TRS RADIO COMPONENT SPECIALISTS

Established 1946

70 BRIGSTOCK ROAD THORNTON HEATH, SURREY

Telephone: 01-684 2188

Hours 9 a.m.—6 p.m. 1 p.m. Wednesdays
A few doors from Thornton Heath Station.
(S.R. Victoria section.)

NO SOLDERING
AMAZING
CIGARETTE RADIO
ONLY 25/-



Yes a perfectly ordinary packet of cigarettes! But watch your friends' astonishment on hearing it fetch in station after station, loud and clear! Still holds 10 cigarettes yet cleverly conceals highly sensitive, fully transistorised circuit (including battery). Even a young boy can assemble it under 2 hours. No soldering. No experience necessary. Only 16 connections to make. Ideal for taking to work with you. From our bulging testimonial file Mr. D. B. of Huddersfield, writes: "... I have fitted the parts in it and it is working wonderfully..." ALL PARTS including Semi-Conductors, ABC Plans, etc. ONLY 25/- plus 2/6 post etc. Parts available separately.



MAKE 5 DIFFERENT TYPES OF RADIO FOR 39/6

No experience necessary. No soldering. Only 8 connections for first radio to work. Just look, you get Easy ABC Plans, Cabinet, Loudspeaker (alone 17/6). Earphone, 4 Semi-conductors, Coils, Tuner, Switch, Screws, etc.

YES—EVERYTHING! Loud clear English and Foreign reception. As supplied to Educational Authorities, H.M. Forces, etc. TESTIMONIALS GALORE. Complete course—originally £8. Now only 39/6 plus 4/6 post etc.



NEW VALVES! GUARANTEED Set Tested 24-HOUR SERVICE

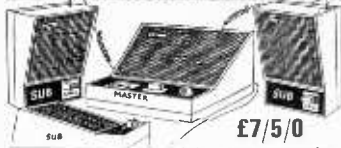
1R5	5/-	DL92	5/3	FL84	4/8	PL504	13/3
1S6	3/9	DL94	5/6	EM81	6/6	PY32	9/8
1T4	2/9	DL96	6/3	EY91	6/9	PY33	9/6
384	5/3	DY86	5/6	EY88	6/9	PY81	5/-
3V4	5/6	DY87	5/6	EZ80	3/9	PY82	4/9
5Z4G	6/6	EABC80	6/3	EZ81	4/6	PY88	5/3
6AQ5	4/6	EBC41	8/-	KT51	8/3	PY800	6/9
6F13	3/6	EBF80	5/9	N75	14/6	PY801	6/9
6L18	6/4	EC82	4/9	PC80	9/-	U25	10/9
10P13	14/-	ECC81	3/9	PC84	5/9	U26	10/9
12XK2T	7/-	ECC83	4/9	PC88	10/3	U191	10/6
20F2	10/-	ECC85	4/9	PCC189	9/8	UABC80	6/9
30C18	8/9	ECH35	5/9	PCF80	6/9	UAF42	6/11
30FL1	12/3	ECH42	9/6	PCF82	5/9	UBC4	7/6
30F4	11/-	ECH81	5/3	PCF801	7/9	UBF89	6/6
30P19	11/-	ECL80	6/3	PCF805	8/9	UCC84	7/9
30PL1	12/3	ECL82	6/3	PCL82	6/9	UCC85	6/-
CCH35	9/9	ECL86	7/9	PCL83	8/9	UCF80	8/-
DAF91	3/9	EF80	4/9	PCL84	7/8	UCH42	9/6
DAF96	5/11	EF85	5/-	PCL85	8/3	UCH81	6/8
DF33	7/6	EF86	5/-	PCL86	8/-	UCL82	7/-
DF91	2/9	EF88	4/9	PFL200	12/6	UCL83	8/9
DF96	5/11	EF89	4/9	PL36	9/3	UF41	10/-
DK32	7/3	EF183	6/6	PL81	7/-	UF89	5/11
DK91	3/9	EF184	6/6	PL82	5/9	UL41	8/6
DK96	6/9	EH90	6/6	PL83	6/6	UL84	6/-
DL33	6/6	EL33	8/3	PL84	6/-	UY41	6/6
DL35	4/9	EL41	9/3	PL500	12/6	UY85	5/6

Postage on 1 valve 9d. extra. On 2 valves or more, postage 6d. per valve extra. Any parcel insured against damage in transit 8d. extra. Office address, no callers

GERALD BERNARD
83 OSBALDESTON ROAD
STOKE NEWINGTON
LONDON, N.16

PLEASE MENTION PRACTICAL WIRELESS When Replying To Advertisements

4-STATION INTERCOM



Solve your communication problems with this 4-Station Transistor Intercom system (1 master and 3 Subs), in de-luxe plastic cabinets for desk or wall mounting. Call/talk/listen from Master to Subs and Subs to Master. Ideally suitable for Business, Surgery, Schools, Hospital, Office and Home. Operates on one 9V battery. On/off switch. Volume control. Complete with 3 connecting wires each 66ft. and other accessories. P. & P. 7/6. **£7/5/0**

WIRELESS INTERCOM

No batteries—no wires. Just plug in the mains for instant two-way, loud and clear communication. On/off switch and volume control. Price 12 gns. P. & P. 7/6 extra.

INTERCOM/BABY ALARM



Same as 4-Station Intercom for two-way instant communication. Ideal as Baby Alarm and door Phone. Complete with 66ft. connecting wire. Battery 2/6. P. & P. 3/6. Originally 5g. now 65/-

Transistor TELEPHONE AMPLIFIER

Why not boost business efficiency with this incredible De-luxe Telephone Amplifier. Take down long telephone messages or converse without holding the handset. A useful office aid. On/off switch. Volume Control. Battery 2/6 extra. P. & P. 2/6. Full price refunded if not satisfied in 7 days. WEST LONDON DIRECT SUPPLIES (P/W6) 189 KENSINGTON HIGH STREET, LONDON, W.8. Usually 59/6

COLOUR T.V. PAL SYSTEM

by PATCHETT 40/- P. & P. 1/-
World Radio & T.V. Handbook by Johansen. 42/- P. & P. 1/-
Hi-Fi Year Book, 1968. 15/- P. & P. 1/3.
Transistorised Amateur Radio Projects, by Caringsola. 25/- P. & P. 1/-
E.T. Circuits by Turner. 25/- P. & P. 1/-
Radio Amateurs' Handbook by A.R.R.L. 1968 ed. 45/- P. & P. 4/6.
Electronic Novity Designs by KampeL. 8/6. P. & P. 9d.
Computer Circuit Projects you can Build by Boschen 24/- P. & P. 1/-

Where possible 24-hour service guaranteed.
UNIVERSAL RADIO CO.
12 LITTLE NEWPORT STREET
LONDON, W.C.2
(Leicester Square Tube Station)



T-1K 38/6, p.p. 2/-; EP10K 79/-, p.p. 3/-; IT1-2 70/-, p.p. 3/-; EP30K 120/-, p.p. 4/6; EP10KN 108/-, p.p. 4/6; EP20KN 88/-, p.p. 4/6; EP30KN 150/-, p.p. 4/6. S.A.E. for further details.

0-50 microamp Level Meters 15/-, p.p. 1/-.
Binary Adder/Subtractor Circuit
Ideal demonstration in schools. Circuit and text 2/6, post free.
1% High Stability Resistors 2/-, 1 watt, full range 10Ω to 10MΩ. Stock list available.
1% Wirewound Resistors, 1 watt, 1Ω to 5kΩ 3/3; to 20kΩ 4/6; 1% add 3d. Your value wound to order.
PLANET INSTRUMENT CO.
25(W) DOMINION AVENUE, LEEDS 7

BI-PREPAK LTD

222-224 WEST ROAD, WESTCLIFF-ON-SEA, ESSEX
PHONE: SOUTHEND (0502) 46344

LOOK—TRANSISTORS 1/- EACH

SILICON ★ PLANAR ★ N.P.N. ★ P.N.P.
All these types available

2N929	2B131	2N696	2B731
2B501	2B512	2N697	2B732
2N736	2B102	2N1507	2B733
2N706	2B103	2N1813	
2N706a	2B104	2N1711	
2N3011	2N2220		

ALL TESTED AND GUARANTEED TRANSISTORS—UNMARKED. Manufacturers over-runs for the new PRE-PAK range.

No.	PRE-PAKS	PRICE
A1.	6—Silicon rectifiers BY100 type	20/-
A3.	20—Mixed marked and tested trans.	20/-
A9.	1—2N 174 real power trans. 80V 150W	20/-
A15.	2—Power Comp. Pair. AD161/2	20/-
B1.	50—Unmarked, untested, trans., new	10/-
B2.	4—Solar cells, Inc. Book of Instructions	10/-
B3.	4—0A5 gold bonded, diodes, Mullard	10/-
B5.	7—Matched set, OC44, 45/81D/81 + diode.	10/-
B6.	15—Red spot AF. trans. or white spot RF	10/-
B8	2—Power trans. OC26 and OC35 type	10/-
B9.	1—Light sensitive cell, ORP12 type	9/-
B10.	10—50V trans. germ. PNP latest type	10/-
B21.	2—Sil. recs. 10 amp., 50-100 PIV	10/-
B42.	5—Switching trans. TK22C STC	10/-
B66.	150—Germanium diodes, untested	10/-
C2.	1—Uni junction, 2N2180 or 2N2946	15/-
C4.	2—RF power trans. OC22 and BUY11	15/-
C31.	4—Sil. recs. 800 PIV 1 amp. top hat	15/-
C32.	2—Power trans. TK400A/NKT404 VCB64 IC 8 amp.	15/-
	70 amp. 400 PIV. SCR's SPECIAL OFFER	70/-

★ ALL OUR SEMICONDUCTORS HAVE A WRITTEN GUARANTEE ★

Send for our FREE lists and catalogue of all our products. Check your own equivalents with our free substitution chart.

FIRST EVER LOGIC KITS. Learn for yourself how computers work, even make one for yourself. Full instructions for a noughts and crosses machine, binary counters, timers, etc. L.1 5 gns. L.2 10 gns. No need to purchase both kits, you can start with L.2, which incorporates L.1. DETAILS FREE.

NO CONNECTION WITH ANY OTHER FIRM. MINIMUM ORDER 10/- CASH WITH ORDER PLEASE, add 1/- post and packing. OVERSEAS ADD EXTRA FOR AIRMAIL.


Transistors	Price
AF114	4/-
AF115	3/-
AF116	3/-
AF117	4/-
AF118	3/6
AF119	3/6
AF178	10/-
8A95A	5/-
OC22	7/6
OC23	10/-
OC25	3/-
OC26	5/-
OC28	7/6
OC35	5/-
OC36	7/6
OC41	2/6
OC42	2/6
OC44	11/11
OC45	1/6
OC71	2/6
OC72	2/6
OC73	5/-
OC81	2/6
OC81D	2/6
OC83	4/-
OC139	2/6
OC140	5/-
OC170	3/-
OC171	4/-
OC200	5/-
OC201	8/-
2N1302 or 3	4/-
2N1304 or 5	5/-
2N1306 or 7	6/-
2N1308 or 9	8/-

PRINTED CIRCUIT KIT

BUILD 40 INTERESTING PROJECTS on a PRINTED CIRCUIT CHASSIS with PARTS and TRANSISTORS from your SPARES BOX
CONTENTS: (1) 2 Copper Laminate Boards 4 1/2" x 2 1/2". (2) 1 Board for Matchbox Radio. (3) 1 Board for Wristwatch Radio, etc. (4) Resist. (5) Resist. Solvent. (6) Etchant. (7) Cleanser/Degreaser. (8) 16-page Booklet *Printed Circuits for Amateurs*. (9) 2 Miniature Radio Diats SW/MW/LW. Also free with each kit. (10) Essential Design Data, Circuits, Chassis Plans, etc. for

40 TRANSISTORISED PROJECTS

A very comprehensive selection of circuits to suit everyone's requirements and constructional ability. Many recently developed very efficient designs published for the first time, including 10 new circuits.



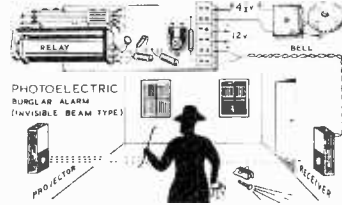
EXPERIMENTER'S PRINTED CIRCUIT KIT 8/6

Postage & Pack. 1/6 (UK)
Commonwealth:
SURFACE MAIL 2/-
AIR MAIL 3/-
Australia, New Zealand,
South Africa, Canada

(1) Crystal Set with biased Detector. (2) Crystal Set with voltage-quadrupler Detector. (3) Crystal Set with Dynamic Loudspeaker. (4) Crystal Tuner with Audio Amplifier. (5) Carrier Power Conversion Receiver. (6) Split-Load Neutralised Double Reflex. (7) Matchbox or Photocell Radio. (8) "TRIFLEXON" Triple Reflex with self-adjusting regeneration (Patent Pending). (9) Solar Battery Loudspeaker Radio. The smallest 3 designs yet offered to the Home Constructor anywhere in the World. 3 Subminiature Radio Receivers based on the "Triflexon" circuit. Let us know if you know of a smaller design published anywhere. (10) Postage Stamp Radio. Size only 1-62" x .95" x .25". (11) Wristwatch Radio 1-15" x .80" x .55". (12) Ring Radio .70" x .70" x .55". (13) Bacteria-powered Radio. Runs on sugar or bread. (14) Radio Control Tone Receiver. (15) Transistor P/P Amplifier. (16) Intercom. (17) 1-valve Amplifier. (18) Reliable Burglar Alarm. (19) Light-Seeking Armial, Guided Missile. (20) Perpetual Motion Machine. (21) Metal Detector. (22) Transistor Tester. (23) Human Body Radiation Detector. (24) Man/Woman Discriminator. (25) Signal Injector. (26) Pocket Transceiver (Licence required). (27) Constant Volume Intercom. (28) Remote Control of Models by induction. (29) Inductive-Loop Transmitter. (30) Pocket Triple Reflex Radio. (31) Wristwatch Transmitter/Wire-less Microphone. (32) Wire-less Door Bell. (33) Ultrasonic Switch/Alarm. (34) Stereo Pre-amplifier. (35) Quality Stereo Push-Pull Amplifier. (36) Light-Beam Telephone "Photophone". (37) Light-Beam Transmitter. (38) Silent TV Sound Adaptor. (39) Ultrasonic Transmitter. (40) Thyristor Drill Speed Controller.

PHOTOELECTRIC KIT

CONTENTS: 2 P.C. Chassis Boards, Chemicals, Etching Manual, Cadmium Sulphide Photocell, Latching Relay, 2 Transistors, Condenser, Resistors, Gain Control, Terminal Block, Elegant Case, Screws, etc. In fact everything you need to build a Steady-Light Photo-Switch/Counter/Burglar Alarm, etc. (Project No. 1) which can be modified for modulated-light operation.



PHOTOELECTRIC KIT 39/6

Postage & Pack. 2/6 (UK)
Commonwealth:
SURFACE MAIL 3/6
AIR MAIL £1.0.0
Australia, New Zealand,
S. Africa, Canada & U.S.A.

Also Essential Data Circuits and Plans for Building
12 PHOTOELECTRIC PROJECTS. (1) Steady-Light Photo-Switch/Alarm. (2) Modulated-Light Alarm. (3) Long-Range Stray-light Alarm. (4) Relay-Less Alarm. (5) Warbling-Tone Alarm. (6) Closed-Loop Alarm. (7) Projector Lamp Stabiliser. (8) Electronic Projector Modulator. (9) Mains Power Supply. (10) Car Parking Lamp Switch. (11) Automatic Headlamp Dipper. (12) Super-Sensitive Alarm.

INVISIBLE BEAM OPTICAL KIT

Everything needed (except plywood) for building: 1 Invisible-Beam Projector and 1 Photocell Receiver (as illustrated). Suitable for all Photoelectric Burglar Alarms, Counters, Door Openers, etc.

CONTENTS: 2 lenses, 2 mirrors, 2 45-degree wooden blocks, Infra-red filter, projector lamp holder, building plans, performance data, etc. Price 19/6. Postage and Pack 1/6 (UK). Commonwealth: Surface Mail 2/-; Air Mail 8/-.

JUNIOR PHOTOELECTRIC KIT

Versatile Invisible-beam, Relay-less, Steady-light Photoswitch, Burglar Alarm, Door Opener, Counter, etc., for the Experimenter.

CONTENTS: Infra-Red Sensitive Phototransistor, 3 Transistors, Chassis, Plastic Case, Resistors, Screws etc., Full Size Plans Instructions, Data Sheet "10 Advanced Photoelectric Designs".
Price: 19/6. Post and Packing 1/6. (U.K.) Commonwealth 2/-; Air Mail 4/-.

JUNIOR OPTICAL KIT

CONTENTS: 2 Lenses, Infra-Red Filter, Lampholder, Bracket, Plans, etc. Everything (except plywood) to build 1 miniature invisible beam projector and photocell receiver. Price: 10/6. Post and Packing 1/6 (U.K.). Commonwealth: Surface Mail 2/-; Air Mail 4/-.

YORK ELECTRICS, 333 York Road, London, S.W.11
Send a S.A.E. for full details, a brief description and Photographs of all Kits and all 52 Radio, Electronic and Photoelectric Projects assembled.

YOUR CAREER in RADIO & ELECTRONICS ?

Big opportunities and big money await the qualified man in every field of Electronics today—both in the U.K. and throughout the world. We offer the finest home study training for all subjects in radio, television, etc., especially for the CITY & GUILDS EXAMS (Technicians' Certificates); the Grad. Brit. I.E.R. Exam.; the RADIO AMATEUR'S LICENCE; P.M.G. Certificates; the R.T.E.B. Servicing Certificates; etc. Also courses in Television; Transistors; Radar; Computers; Servo-mechanisms; Mathematics and Practical Transistor Radio course with equipment. We have OVER 20 YEARS' experience in teaching radio subjects and an unbroken record of exam. successes. We are the only privately run British home study College specialising in electronic subjects only. Full details will be gladly sent without any obligation.

To: British National Radio School, Reading, Berks.

Please send FREE BROCHURE to:

NAME.....Block

ADDRESS.....Caps.

.....Please

6/68

BRITISH NATIONAL RADIO SCHOOL

Practical Wireless Classified Advertisements

The pre-paid rate for classified advertisements is 1/6d. per word (minimum order 18/-), box number 1/6d. extra. Semi-displayed setting £4. 12s. 6d. per single column inch. All cheques, postal orders, etc., to be made payable to PRACTICAL WIRELESS and crossed "Lloyds Bank Ltd." Treasury notes should always be sent *registered post*. Advertisements, together with remittance, should be sent to the Advertisement Manager, PRACTICAL WIRELESS, George Newnes Ltd., 15/17 Long Acre, London, WC2, for insertion in the next available issue.

TAPE RECORDERS, TAPES, Etc.

TAPES TO DISC—using finest professional equipment 45 rpm—18/- S.A.E. leaflet. DEROY, High Bank, Hawk Street, Carnforth, Lancs.

SHORTWAVE LISTENERS

INTERESTED IN SHORT-WAVE RADIO? Then you'll be interested in the Radio New York Worldwide Listeners' Club! Each month thousands of Club members throughout the world receive a Club magazine filled with special features and news about international communications . . . about short-wave radio. Radio New York Worldwide (WNYW) is the only commercial, non-government short-wave station broadcasting from the United States. We're a special radio station with a very unique Listeners' Club, in fact it's the largest Club of its type in the world today! We invite you to write in and request a free sample issue of the Club Magazine now . . . you'll enjoy it! RADIO NEW YORK WORLDWIDE LISTENERS' CLUB 485 Madison Avenue, New York 10022, USA.

METAL WORK

METAL WORK: All types cabinets, chassis racks, etc., to your specifications. PHILPOTTS METAL WORKS LTD., Chapman Street, Loughborough.

WANTED

WE BUY New Valves, Transistors and clean new components, large or small quantities, all details, quotation by return. WALTON'S WIRELESS STORES, 55 Worcester Street, Wolverhampton.

WANTED: Popular Brand New Valves. R.H.S., Stamford House, 538 Great Horton Road, Bradford 7.

VALVES WANTED, brand new popular types boxed. DURHAM SUPPLIES (C), 175 Durham Road, Bradford 8, Yorkshire.

WANTED: New valves, transistors etc.; state price. E.A.V. Factors 202 Mansfield Road, Nottingham.

WANTED NEW VALVES ONLY

Must be new and boxed
Payment by return

WILLIAM CARVIS LTD
103 North Street, Leeds 7

WANTED

(continued)

WE BUY New Valves and Transistors. State price. A.D.A. MANUFACTURING CO., 116 Alfreton Road, Nottingham.

DAMAGED Avo Meters, Models 7 and 8, Damaged Meggers, any quantity. Send for packing instructions. HUGGETT'S LTD., 2/4 Pawson's Road, West Croydon.

SERVICE SHEETS

SERVICE SHEETS. RADIO, TV. 5,000 Models. List 1/6. S.A.E. Enquiries. TELRAY, 11 Maudland Bank, Preston, Lancs.

SERVICE SHEETS (75,000) 4/- each: please add loose 4d. stamp; callers welcome; always open. THOMAS BOWER, 5 South Street, Oakenshaw, Bradford.

SERVICE SHEETS. RADIO, TELEVISION, TAPE RECORDERS, 1925-1968 by return post, from 1/- with free fault-finding guide. Catalogue 6,000 models 2/6. Please send stamped addressed envelope with all orders/enquiries. HAMILTON RADIO, 54w London Road, Bexhill, Sussex.

RADIO, TELEVISION over 3,000 models. JOHN GILBERT TELEVISION, 1b Shepherds Bush Rd., London W.6. SHE 8441.

EDUCATIONAL

CITY & GUILDS (electrical, etc.) on "Satisfaction or Refund of Fee" terms. Thousands of passes. For details of modern courses in all branches of electrical engineering, electronics, radio, TV., automation, etc., send for 132-page Handbook—FREE. B.I.E.T. (Dept. 168K), Aldermaston Court, Aldermaston, Berks.

BECOME "Technically qualified" in your spare time, guaranteed diploma and exam. home-study courses in radio, TV servicing and maintenance. T.T.E.B., City and Guilds, etc.: highly informative 120-page Guide—free. CHAMBERS COLLEGE (Dept. 857K), 148 Holborn, London, E.C.1.

SITUATIONS VACANT

EDUCATIONAL

(continued)

RADIO OFFICER training courses. Write: Principal, Newport and Monmouthshire College of Technology, Newport, Mon.

TRAIN FOR SUCCESS WITH ICS

Study at home for a progressive post in Radio, TV and Electronics. Expert tuition for I.E.R.E., City & Guilds (Telecoms and Radio Amateurs) R.T.E.B., etc. Many unique diploma courses incl. Colour TV, Electronics, Telemetry & Computers. Also self-build kit courses—valve and transistor.

Write for FREE prospectus and find out how ICS can help you in your career.

ICS. DEPT. 541, INTERTEXT HOUSE, LONDON, SW11

SITUATIONS VACANT

(continued)

TV and Radio, A.M.I.E.R.E., City & Guilds, R.T.E.B. Certs., etc. on "Satisfaction or Refund of Fee" terms. Thousands of passes. For full details of exams and home training Courses (including practical equipment) in all branches of Radio, TV, Electronics, etc. write for 132-page Handbook—FREE. Please state subject. BRITISH INSTITUTE OF ENGINEERING TECHNOLOGY (Dept. 137K), Aldermaston Court, Aldermaston, Berks.

RADIO and tape recorder testers and trouble shooters required. Canteen, excellent rates of pay. 8.00 a.m. to 5.00 p.m. 5-day week. Elizabethan Electronics Limited, Crow Lane, Romford, Essex, Phone: Romford 64101.

FREE TO AMBITIOUS ENGINEERS! 132 page Guide to B.Sc. (Eng.), A.M.I.E.R.E., A.M.S.E., A.M.I.M.I., CITY & GUILDS, A.I.O.B., A.R.I.C.S., G.C.E., etc. on "Satisfaction or Refund" terms. Thousands of passes—over 600 Home Study Courses in all branches of Engineering, Building, Radio, Electronics, etc. Write: B.I.E.T. (Dept. 169K), Aldermaston Court, Aldermaston, Berks.

SITUATIONS VACANT

A Vacancy exists for a young man aged 18 years or over, who possesses some knowledge of Transistor Circuitry and Fault-Finding. Further "on the job" training will be given in the field of Telecommunications.

Please apply to Personnel Manager,
Cambridge Works Ltd., Haig Road, Cambridge.
Tel. Cambridge 51351 Extn 327

SITUATIONS VACANT
(continued)

TECHNICIANS

MINISTRY OF TECHNOLOGY

Requires Technicians

Are you interested in electrical, electronic, or mechanical engineering? If so, there are excellent opportunities for you in the Ministry of Technology. The work involves the testing of radar, telecommunication apparatus, electrical power and navigation equipment, as well as the calibration of mechanical and electrical measuring devices.

These posts are mainly in the Woolwich, Harefield and Bromley areas, but vacancies also exist in other parts of the home counties and the UK.

If you have an Ordinary National Certificate or a final City and Guilds Technicians' Certificate you may well be the type of person we need.

The starting salary is £1,004 (age 24) rising by annual increments to £1,149 (age 28) and thence on to £1,283 with additional allowances for the London area and good prospects for promotion. There are also a few posts in the salary range £1,283 to £1,490 for well qualified and experienced candidates.

If you are interested, please send a post card to Mr. A. G. Stewart, Ministry of Technology, Aquila, Golf Road, Bromley, requesting an application form.

ELECTRICAL



**240 volt
ELECTRICITY
ANYWHERE**



With Most Brilliant Performance Ever from 12 Volt Car Battery. **BRILLIANT HEAVY DUTY 240 volt AMERICAN DYNAMOTOR** with **BIG 220 WATT OUTPUT**. Marvellous for **TELEVISION, ELECTRIC DRILLS, MAINS LIGHTING and ALL UNIVERSAL AC/DC MAINS EQUIPMENT**. Marvellous for fluorescent lighting. Thousands of uses. Tremendous purchase makes fantastically low price possible. **ONLY £7.0.0** each plus 10/- delivery. C.O.D. with pleasure. **MONEY BACK** if not **DELIGHTED**.

STANFORD ELECTRONICS Dept. P.W.
Generator Specialist
No. 4 Rear Derby Road,
North Promenade, Blackpool
Please send S.A.E. for illustrated details.

BOOKS & PUBLICATIONS

SURPLUS HANDBOOKS

- 19 set Circuit and Notes .. 5/6 p/p 6d.
- 1155 set Circuit and Notes .. 5/6 p/p 6d.
- H.R.O. Technical Instructions .. 4/6 p/p 6d.
- 38 set Technical Instructions .. 4/6 p/p 6d.
- 46 set Working Instructions .. 4/6 p/p 6d.
- 88 set Technical Instructions .. 6/- p/p 6d.
- BC.221 Circuit and Notes .. 4/6 p/p 6d.
- Wavemeter Class D Tech. Instr. .. 4/6 p/p 6d.
- 18 set Circuit and Notes .. 4/6 p/p 6d.
- BC.1000 (31 set) Circuit and Notes .. 4/6 p/p 6d.
- CR.100/B.28 Circuit and Notes .. 9/6 p/p 9d.
- R.107 Circuit and Notes .. 6/- p/p 6d.
- AR.88D Instruction Manual .. 16/- p/p 1/6
- 62 set Circuit and Notes .. 5/6 p/p 6d.
- Circuit Diagram 4/-** each post free, R.1116/A, R.1224/A, R.1355, R.F. 24, 25 and 26, A.1134, T.1154, CR.300, BC.312, BC.342, BC.348J, BC.348 (E.M.P.), BC.624, 22 set.
- 52 set Sender and Receiver circuits 7/6 post free

Resistor colour code Indicator, 2/- p/p 6d.

S.A.E. with all enquiries please.
Postage rates apply to U.K. only.

Mail order only to:

**INSTRUCTIONAL HANDBOOK
SUPPLIES**
DEPT. PW, TALBOT HOUSE,
28 TALBOT GARDENS, LEEDS 8

MISCELLANEOUS

3 GANG 500pF TUNING CAPACITORS.
New and boxed 7/6 post paid.

BIG BARGAIN PARCEL
Capacitors, resistors some high stab, rectifiers, potentiometers, diodes, transistors, connecting wire, etc., only 10/- post paid.
S.A.E. for lists of other bargains.

SALOP ELECTRONICS
9a Greyfriars Road, Coleham, Shrewsbury, Salop.

ELECTRONIC sound and musical devices required for exploitation. Adequate finance available. Projects developed to pre-production stage required. Royalty payments guaranteed. Details only Box No. 74.

ELECTRONIC MUSIC?

Then how about making yourself an electric organ? Constructional data available—full circuits, drawings and notes! It has 5 octaves, 2 manuals and pedals with 24 stops—uses 41 valves. With its variable attack you can play Classics and Swings.

Write NOW for free leaflet and further details to C. & S., 20 Maude Street, Darlington, Durham. Send 3d. stamp.

FOR SALE

SEE MY CAT. for this and that. Tools, materials, mechanical and electrical gear—lots of unusual stuff. This Cat. is free for the asking. K. R. WHISTON (Dept. PWC), New Mills, Stockport.

HAMMERITE HAMMER PATTERN ENAMEL
AIR DRYING • JUST BRUSH ON

TRIAL TIN
(covers 5 sq. ft.)
3/9
+ 9d. post.

1pt. 8/-, 1pt. 16/-. Carr: orders up to 6/-, 9d; up to 10/-, 1/9d; over 10/-, 3/-; Colours: blue, silver, black, bronze. Others available. No primer needed. Panel transfers, fireproof spray thinners etc. **LIST FREE.**
INDUSTRIALISTS
SAVE TIME AND \$\$\$
(2 pints will do a Min!).
AMAZING RESULTS. JUST TRY IT!
FINNIGAN SPECIALITY PAINTS (PW)
Mickley Square, Stocksfield, Northumberland
Tel. Stocksfield 2280

Boxes of B.A. Nuts and Bolts, all Brand new and high grade machine cut items, invaluable to all Service men, experimenters etc. Bolts include 2.BA 4.BA and 6.BA up to 2" long, various heads, mainly brass, approx. 3—400 items per box, our Special Price 7/6d. plus 2/-d. Post and Packing. **WALTON'S WIRELESS STORES**, 55a Worcester Street, Wolverhampton, Staffs.

YUKAN SELF-SPRAY
Get these NOW! air drying **GREY HAMMER** OR **BLACK WRINKLE** (CRACKLE) finishes

Yukan Aerosol spraykit contains 16 ozs. fine quality durable easy instant spray. No stove baking required. Hammers available in grey, blue, gold, bronze. Modern Eggshell Black Wrinkle (Crackle) all at 14/11 at our counter or 15/11 carriage paid per push-button telespray can. Also Durable, heat and water resistant Black Matt finish (12 ozs. self-spray cans only) 13/11 carriage paid.
SPECIAL OFFER: 1 can plus optional transferable snap-on trigger handle (value 5/3) for 18/11 carriage paid. Choice of 13 self-spray plain colours and primer (Motor car quality) also available.
Please enclose cheque or crossed P.O. for total amount to Dept. 307A, EDGWARE ROAD, YUKAN, P.W.F. LONDON, W.2.
We supply many Government, Departments, Municipal Authorities, Institutes and Leading Industrial Organisations—We can supply you too.
Open all day Saturday, Closed Thursday afternoons

(continued on next page)

FOR SALE
(continued)

400 Speakers, 5 inch, 8 ohm, ex stock. Box No. 78.

20ft. 2-section 1 1/2 in. dia. Wooden Masts. 10/- plus 4/- post. G4MH, 18 Town End, Golcar, Huddersfield.

MINIFLUX 4-Track stereophonic/monophonic record/playback heads. List Price 6 gns.—Special Offer 55/- each. MINIFLUX 4-Track stereophonic/monophonic Ferrite Erase Heads. List Price £3.10. Special Offer 32/6 each, or supplied together (one of each) at £3.17.6. SKN4 4-track stereophonic record/play heads for Transistor Circuits at 55/- each. Also available 4-track and full-track monophonic Ferrite Erase Heads. All heads complete with technical specifications. Send S.A.E. for details. LEE ELECTRONICS, 400 Edgware Rd., Paddington 5521.

CURSONS TRANSISTORS
ALL GUARANTEED

1/- each. BAY31, BAY50, DK10, OA70, OA81, OA10, OA200, OA90, OA91, OA259.

2/- each. XA101, XA102, OC71, OC72, OC81, OC81D, OC44, OC45, GET16, FST3/1, ACY22.

3/- each. OC139, OC140, 2N706, 2N708, 2N2894, BY100, RAS310AF, 2N914, 2N916, BSY25, BSY26, BSY27, BSY95A, AFZ12, BFY18, BFY19, BFY26, BFY36.

7/6 each. RAS508AF, CRS3/40, BLY10, BLY11, BUY10, BUY11, ADY22, ADY23, ADY24, 2N2234, 2N2235, OC22, OC26, OC28, OC35.

ZENER DIODES

3-9v to 26v, 1/2w 3/- each, 1-5w 4/-, 7w 5/- each.

SAE, full new list:—

B. W. CURSONS
78 BROAD STREET
CANTERBURY, KENT

MORSE MADE EASY !!

FACT NOT FICTION. If you start RIGHT you will be reading amateur and commercial Morse within a month. (Normal progress to be expected.) Using scientifically prepared 3-speed records you automatically learn to recognise the code RHYTHM without translating. You can't help it, it's easy as learning a tune. 18 W.P.M. in 4 weeks guaranteed. For details and course C.O.D. ring, a.t.d. 01-660 2896 send 8d. stamp for explanatory booklet to: G8CHS/P. 46 GREEN LANE, PURLEY, SURREY

RECEIVERS & COMPONENTS

WILSON ELECTRONICS
Guaranteed Transistors

2/- each, AC126, 127, 128, OC75, S18T (OC83).
2/6 each, OC44, 45, 81D, 81, 82D, 82.
3/- each, OC71, 72, 170, 84, AF118, 119.
3/6 each, AF115, 116, 117, 125, 127, OC77.
4/- each, AF114, OC71, 173, BSY26, 25, 55.
5/- each, BCY10, 12, 33, 34, 38, 39, BFY50, 51, 52.
5/- each, GET113, 116, 118, 119, 887, 889, 890, 896, 898.
7/- each, OC22, 23, 25, 26, 28, 30, 200.
11/6 each, AD140, 149, OC35, 36, 38.

Min. Order 5/- 6d. P. & P.
23 WADHAM ROAD, WOODTHORPE, NOTTINGHAM

SUPERIOR QUALITY NEW RESISTORS

Power	Carbon film range	Low noise	High stability series per doz per 100
1/4W	5% 5-10 to 330kΩ		E24 1/10 14/6
1/4W	10% 1Ω to 4.7Ω		E12 +1d. per resistor
1/4W	10% 4.7Ω to 10MΩ		E12 1/9 13/6
1/4W	5% 4.7Ω to 10MΩ		E24 2/2 17/-
1W	10% 4.7Ω to 10MΩ		E12 2 3/3 25/10

1/8 per 100 less in 100's of one ohmic value.
PLEASE state your choice of values.

QUALITY CARBON SKELETON PRE-SETS:
100Ω, 250Ω, 500Ω, 1kΩ, 2kΩ, 2.5kΩ, 5kΩ, 10kΩ, 20kΩ, 25kΩ, 50kΩ, 100kΩ, 250kΩ, 500kΩ, 1MΩ, 2MΩ, 2.5MΩ, 5MΩ, 10MΩ.
Available in horizontal or vertical mounting 1/- each.

LOW COST VOLUME CONTROLS: 100Ω to 10MΩ
lin 2/3 each. 5kΩ to 5MΩ log 2/3 each.

CERAMICS: 100, 220, 470, 1000, 2200, 4700pF.
500V 5d. 0-005, 0-01, 0-02, 0-05μF 50V 5d.

ELECTROLYTICS: 5, 10, 25, 50μF 10V., 5, 10μF 25V 9d. 100, 200μF 10V., 25, 50μF 25V 1/-.
Sub-min Mullard C429 range: all values in stock.

Large or small orders despatched same day.

EVERYTHING BRAND NEW NO 'SURPLUS'

Send 1/- for our catalogue containing data on 200 up-to-date semiconductors available from stock, as well as many other components, also transistor equivalent tables. Invaluable to every serious experimenter and designer.

DISCOUNTS: 10% over £3, 15% over £10.
Post and Packing: 1/- under £1, free over £1

ELECTROVALUE
6 MANSFIELD PLACE ASCOT BERKSHIRE

STUDENT ELECTRONIC SERVICES

194 Regent Road, Salford 5

Your reliable, prompt and inexpensive Service of components:

Resistors 5% tol. 1/2 and 1/4 watt
4-70hm-10M. ohm. 2d. each.
Capacitors (5d.-10d. each), FET's (10/-),
Silicon Rectifiers (3/6).

Sole distributors of I.M.E.L. assembly stand.

Stockists of LEKTROKIT
Enclose 6d. for price list.

Transistor ferrite rod serials, MW and LW 8in. long, 5/- no data.

Small 7 transistor radios ideal for spares, or repair, in makers boxes with 4 nickel cadmium batteries, battery charger, leather case, store soiled and no guarantee, bargain at 22/8 + 2/- P. & P.

Double gang potentiometers, 250k + 250k log., 500k + 500k lin., 3/- each.

Ferrite rods, 1/16 x 3/16 in., 6d. each.
Disc ceramics, 1,000pF (P.C. type) short leads, 3d. each; 2/3 doz. (500V VV).

Transistor capacitors, 0.1mF 50VW, 4d. each; 3/- doz. 2mF 6VW, 4d.; 4mF 64VW, 50mF 6VW, 100mF 6VW, 10mF 12VW, 6d. each; 100mF 9VW, 150mF 12VW, 350mF 9VW, 8d. each; 400mF 15VW, 500mF 9VW, 1/-.

Small silver mica capacitors 1/2 x 1/4 in. 80pF. 200VW. 10% 7/- per 100 (new).

Mixed bag of silver mica capacitors, 100 for 8/-.

Mixed bag of silver mica and tubular ceramics, 100 for 8/- (our selection).

Transistors, GT45B (OC45) 1/6 each.
Zener diodes, OAZ247 2/8, OAZ224 3/8, 187051A, 187075A 3/8.

P.C. board, single sided, 1/16 in. thick, approx. 5in. x 2in. 4d.; 4in. x 4in., 9d.

Polystyrene capacitors, 1,000pF 5%, 5,000pF 24%, 3d. each; 2/8 doz. (30VW).

Silver mica capacitors, 25, 30, 47, 50, 75, 82, 137, 220, 330, 375, 500, 1,000pF, wire ended, 350VW; 80, 230, 300, 370, 505, 680, 1,100, 1,000pF, P.C. type, 200VW, 2d. each.

Minimum order 5/-.

POSTAL SERVICE ONLY. Postage: under £1, 1/6; £1 to £2, 2/3. Over £2 post free. S.A.E. for lists.

A. J. H. ELECTRONICS (G8AQN)

59 WAVERLEY ROAD, THE KENT
RUGBY, WARWICKSHIRE

RECEIVERS & COMPONENTS
(continued)

THE TRANSISTOR WITH EVERYTHING. High gain (250-500), low noise (2dB), high freq. (300 MHz). BC168 Silicon NPN. 5 for 10/-, brand new. List 3d. AMATRONIX LTD., 396 Selsdon Road, Croydon, Surrey, CR2 ODE.

SILICON TRANSISTORS

BC 107	amps and switches	4/-
BC 108	amps and switches	3/9
BC 109	low noise amps	4/-
2N 3053	amps and switches	10/-
2N 3055	amps and switches	19/-
FET MPF105	suit for 2N3819 appl.	10/-
SI DIODES	1S 940 30V 50mA	1/2

Send 6d. stamp for component catalogue.
MAIL ORDER ONLY. C.W.O. P & P. 9d.

ANDOR ELECTRONICS LTD
7 HINDLEY STREET, STOCKPORT

SURPLUS BARGAINS
(EX GOVT.)

FAMOUS NO. 19 SET TRANS/RECEIVER

Covers 2-8Mc/s in 2 bands
11 valve superhet transceiver including 807 P.A. Power reqs. LT 12V, H.T. rec. 275V, H.T. transmit 500V D.C.
Slightly used 55/-.
Selected condition 85/-.

All 19 set ancillary parts available.
COLLINS (U.S.A.) RECEIVER 7 valve superhet. (Int. Octal valves). Exceptionally stable for SSB. Frequency coverage 1.5-12 Mc/s. Power required 250V D.C. 80mA. 12v. A.C. 1-25A Excellent condition £12.0.0

No. 31 TRANSCEIVER. VHF 40-48 Mc/s. Tunable. 90/60/4v. battery operation. 70/-.

No. 88 TWO WAY RADIO. 40-42 Mc/s. Crystal controlled. 4 channel. 50/- each.

E84 VHF RADIO TELEPHONE. 60-95 Mc/s. Crystal controlled. 12v. DC operation. £7.10.0.

No. 62 TRANSMITTER RECEIVER. 1-6-10 Mc/s. Tunable or crystal controlled. 12v. D.C. operation. £18.10.0.

R.C.A. C29 TRANSMITTER RECEIVER. 2-8 Mc/s. Complete station. Brand New. 12 or 24v. D.C. operation. £19.10.0.

No. 52 RECEIVERS. Few left. Used (serviceable). £7.10.0.

TUBULAR STEEL TELESCOPIC AERIAL MASTS. 20ft. 4 section 70/-, 32ft. as above with 12ft. whip 80/-, 34ft. 6 section 90/-.

MAKE YOUR OWN AERIAL MAST!
5ft. 8in., 2in. dia. interlocking steel sections. (7 sections make 35ft. mast). 20/- per section (if sections make 35ft. mast).

NYLON GUY ROPES with semi-automatic tensioner. 33ft. 6/5; 50ft. 7/8; 60ft. 9/10.

ROTARY TRANSFORMERS BY HOOVER.
12v. D.C. input. Output 250v. D.C. at 125mA 25/-, 12v. D.C. input. Output 490v. D.C. at 65mA 25/-.

REJECTOR UNIT. For rejecting unwanted signals. Switched 4 ranges. 1-2-16 Mc/s. 30/-.

R.F. ANTENNA TUNER (A.T.U.). 160/80/40 metres. 25/-.

MOVING COIL HEADPHONES. Soft rubber earpads. 19/6.

D.L.R. BALANCED ARMATURE HEADPHONES. 12/6.

HEADSET WITH BOOM MICROPHONE. As used with 88 Set. 22/8.

MOVING COIL HEADPHONES AND MIKE 21/8.

TRANSMITTER. 1.75-16 Mc/s. 3 waveband tunable. 813PA. Complete all valves, circuit. £7.10.0.

POWER SUPPLY. 12v. D.C. input. 285 and 1300v. D.C. 300mA output. Incorporating 230v. D.C. 80mA vibrator pack. Circuit. £7.10.0.

All items Carriage Paid Mainland only. List giving fuller details of these and many other surplus bargains 2/-, S.A.E. all enquiries (Please print clearly)

A.J. THOMPSON (Dept. P.W.)

"EILING LODGE", CODICOTE, HITCHIN, HERTS.

Phone: CODICOTE 248

Hours of business Monday to Friday 8-5 Sat 8-12

NOTE: CLOSED FOR ANNUAL HOLIDAYS.

APRIL 27th to MAY 18th incl.

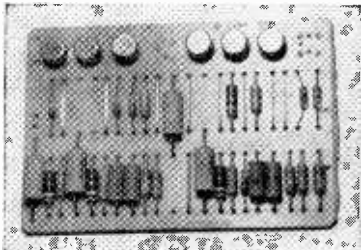
(continued on next page)

RECEIVERS & COMPONENTS (continued)

BRAND NEW TELEVISION TUBES 2 YEAR GUARANTEE. HUGE RANGE

12" £3; 14" £4.15.0; 17" £5.15.6
19" £6.17.6, etc., etc. Carriage, etc. 12/-
Also British and Telefunken valve lists!
PHILIP H. BEARMAN, 6 Potters Road,
New Barnet, Hertfordshire. Tel. 449/1934

COMPUTER PANELS



Eight assorted printed circuit panels with transistors, diodes, resistors, capacitors etc. Guaranteed minimum 30 transistors. Ideal for Experimenters. 8 boards 10/- POST FREE. 100 Boards 65/- Post Free
1500+2000 MFD Electrolytics 25 volt DC wkg. 3/- each. 9d. P. & P.
KEYTRONICS, 52 Earls Court Road, London W.8. Mail order only

DUXFORD ELECTRONICS (PW) Duxford, Cambs.

C.W.O. P. & P. 1/- Minimum order value 5/-
(Trade Inquiries invited)

CAPACITORS (Tubular, Axial Leads):

Electrolytic (Mullard): -10% to +50%.
4V: 8µF, 32µF, 64µF, 125µF, 250µF, 400µF.
6.4V: 6.4µF, 25µF, 50µF, 100µF, 200µF, 320µF.
10V: 4µF, 16µF, 32µF, 64µF, 125µF, 200µF.
18V: 2.5µF, 10µF, 20µF, 40µF, 80µF, 125µF.
25V: 1.6µF, 6.4µF, 12.5µF, 25µF, 50µF, 80µF.
40V: 1µF, 4µF, 8µF, 16µF, 32µF, 50µF.
64V: 0.64µF, 2.5µF, 5µF, 10µF, 20µF, 32µF.
All values 1/3 each.
Polyester (Mullard): ±10%.
160V: 0.01µF, 0.015µF, 0.022µF, 6d, 0.033µF, 0.047µF, 7d, 0.068µF, 0.1µF, 8d, 0.15µF, 10d, 0.22µF, 11d, 0.33µF, 1/2, 0.47µF, 1/5, 0.68µF, 2/1, 1µF, 2/8, 400V: 0.001µF, 0.0015µF, 0.0022µF, 0.0033µF, 0.0047µF, 0.0068µF, 0.01µF, 6d, 0.015µF, 0.022µF, 7d, 0.033µF, 8d, 0.047µF, 0.068µF, 9d, 0.1µF, 10d, 0.15µF, 1/1, 0.22µF, 1/5, 0.33µF, 2/1, 0.47µF, 2/8.

Polystyrene: ±5%. 160V: 5pF, 10pF, 15pF, 22pF, 33pF, 47pF, 56pF, 68pF, 100pF, 150pF, 220pF, 330pF, 470pF, 680pF, 820pF, 5d, 1,000pF, 1,500pF, 2,200pF, 6d, 3,300pF, 4,700pF, 5,600pF, 7d, 10,000pF, 8d, 15,000pF, 22,000pF, 9d.

POTENTIOMETERS (Carbon): Long life, low noise. 1W at 70°C. ±20% ≤ 1M, ±30% > 1M. Body dia., 1/2in, Spindle, 1/16in x 1/16in, 2/- each. Linear: 100, 250, 500 ohms, etc., per decade to 10M. Logarithmic: 5k, 10k, 25k, etc., per decade to 5M.

SKELTON PRE-SET POTENTIOMETERS (Carbon): Linear: 100, 250, 500 ohms, etc., per decade to 5M.

Miniature: 0.3W at 70°C. ±20% ≤ 1M, ±30% > 1M. Horizontal (0.7in x 0.4in P.C.M.) or Vertical (0.4in x 0.2in P.C.M.) mounting, 1/- each.

Submin. 0.1W at 70°C. ±20% ≤ 1M, ±30% > 1M. Horizontal (0.4in x 0.2in P.C.M.) or Vertical (0.2in x 0.1in P.C.M.) mounting, 10d. each.

RESISTORS (Carbon film): High stability, very low noise. 1W at 70°C. Body 1/16in x 1/16in. Values in each decade: 10, 11, 12, 13, 15, 16, 18, 20, 22, 24, 27, 30, 33, 36, 39, 43, 47, 51, 56, 62, 68, 75, 82, 91 from 47Ω to 1M. ±5%, 2d. each. 1.2M, 1.5M, 1.8M, 2.2M, 2.7M, 3.3M, 3.9M, 4.7M, 5.6M, 6.8M, 8.2M, 10M. ±10%, 2d. each.

SEMI-CONDUCTORS (All new): OA5, OA81, 1/6, OC44, OC45, 1/9, OC71, OC72, OC73, OC81, OC81D, OC82D, OC170, OC171, 2/3, OC140, AF115, AF116, AF117, 3/-.

SILICON RECTIFIERS: 0.5A at 70°C. 400 P.I.V., 3/-, 800 P.I.V., 3/3, 1,250 P.I.V., 3/9, 1,500 P.I.V., 4/-.
SEND S.A.E. FOR JANUARY 1968 CATALOGUE

RECEIVERS & COMPONENTS (continued)

MICROMINIATURE MICROPHONES



Sensitive dynamic type. Will pick-up rustle of newspaper from 30 feet. Size 9 mm. x 9 mm. x 3.5 mm. Impedance 1 KΩ.

ONLY 28/6
Post free—C.W.O.

SHOWN
FULL
SIZE

MICRO DATA SYSTEMS
30 BAKER ST., LONDON, W.1

QUALITY NEW VALVES

Guaranteed six months. Postage 4d.

DAF96 6/3	ECC82 4/6	EF184 6/3	PL36 9/-
DF91 2/3	ECC83 5/3	EL84 4/6	PL81 7/3
DF96 6/3	ECH81 5/3	EY86 5/9	PY33 8/6
DK92 6/8	ECL82 6/-	EZ80 4/-	PY81 5/3
DK96 7/-	EF80 4/9	PCC84 5/6	PY82 5/-
DL92 3/9	EF85 5/3	PCC89 10/-	UABC80 5/9
DL93 2/8	EF86 6/-	PCF80 6/6	UBF89 6/3
DL96 7/-	EF91 1/9	PCL82 6/3	UCH81 6/3
EAB30 6/8	EP93 3/6	PCL83 9/-	UCL82 6/9
EBF89 5/9	EP95 2/6	PCL84 7/6	UL84 5/9
ECC81 3/9	EF183 6/-	PCL85 8/-	UY85 5/-

SEMICONDUCTORS

Guaranteed twelve months. Post free.

AC107 4/-	BC108 3/8	OA91 1/8	OC75 2/6
AF114 3/2	BF180 8/-	OC85 1/6	OC81 2/2
AF117 2/9	BFY50 5/6	OC44 1/6	OC83 3/-
AF239 11/-	BY100 3/6	OC71 2/3	OC170 3/-

Lists valves, semiconductors, components, on request

J. R. HARTLEY
2 Waterloo Terrace
Bridgnorth, Shropshire

STELLA NINE RANGE CASES

Manufactured in Black, Grey, Lagoon or Blue Stelvetite and finished in Plastic-coated Steel Morocco Finish. The frame is of Dura with Aluminium end plates. Rubber feet are attached and there is a removable back plate with removable Aluminium front panel.

LIST OF PRICES AND SIZES

which are made to fit Standard Alloy Chassis

Width	Depth	4" Height			6" Height			7 1/2" Height		
		£	s	d	£	s	d	£	s	d
6 1/2"	3 1/2"	10	0		12	6		14	6	
6 1/2"	4 1/2"	11	6		14	6		16	6	
8 1/2"	3 1/2"	12	6		16	0		17	9	
8 1/2"	6 1/2"	17	9		1	6		1	5	0
10 1/2"	7 1/2"	1	3	0	1	5	0	1	11	9
12 1/2"	5 1/2"	1	7	9	1	1	9	1	4	9
12 1/2"	5 1/2"	1	2	3	1	7	0	1	10	6
12 1/2"	8 1/2"	1	8	9	1	14	6	1	18	9
14 1/2"	3 1/2"	1	0	6	1	5	0	1	7	3
14 1/2"	9 1/2"	1	15	0	2	4	9	2	7	0
16 1/2"	6 1/2"	1	11	0	1	17	0	2	1	3
16 1/2"	10"	1	19	3	2	10	0	2	17	6

CHASSIS IN Aluminium, Standard Sizes, with Gusset Plates

Sizes to fit Cases All 2 1/2" Walls

6" x 3"		10" x 7"		14" x 3"		8" x 3"		12" x 5"		16" x 6"		8" x 6"	
a	d	a	d	a	d	a	d	a	d	a	d	a	d
5	6	10	7	8	6	14	3	7	3	6	9	14	6
5	9	12	3	6	9	14	9	14	6	8	6	10	9
7	9	12	8	10	9	16	10	16	10	16	10	16	0

Post on all orders 3/-.

Transistor Boards containing at least 12 Texas Transistors (mixed) plus diodes, + resistors, + condensers. All for 10/-, POST FREE.

SCOOP, 100 mixed condensers. All new in packets. 100 for 7/6, POST FREE.

E. R. NICHOLLS

Manufacturer of Electronic
Instrument Cases

46 LOWFIELD ROAD
STOCKPORT, CHESHIRE

Tel: STockport 2179

RECEIVERS & COMPONENTS (continued)

150 NEW ASSORTED Capacitors, Resistors, Silvered Mica, Ceramic, etc. Carbon, Hystab, Vitreous, 1-20 watt, 12/6 Post Free. WHIT-SAM ELECTRICAL, 18 Woodrow Close, Perivale, Middlesex.

RESISTORS

1/2 watt carbon film 5%.

All preferred values in stock from 10 ohms to 10 megohms. 2d. each.

Send S.A.E. for free sample

CAPACITORS

Mullard miniature metallised polyester P.C. mounting, all 250V d.c., working. 0.01mF, 0.022mF, 0.047mF, 0.1mF, 0.22mF, all at 6d. each.

Hunts tubular 0.1mF, 200V working at 3d. each.

Send 6d. stamp for extensive list of low-priced Electronic Components.

Please include 1/- postage and packing on all orders under £1. Dept. P.W.12.

BRENSAL ELECTRONICS LTD.
CHARLES STREET, BRISTOL

TRADER SERVICE SHEETS

4/- each plus postage.

We can supply Trader Service Sheets and Manufacturers' Manuals for most makes and types of Radios, Tape Recorders and Televisions.

Please complete order form below for your Service Sheet to be sent by return. To:

OAKFIELD ENTERPRISES
LIMITED
30 CRAVEN STREET, STRAND
LONDON WC2

Make	Model	Radio/TV

1968 List available at 2/- plus postage

If list is required indicate with X

From

Address

enclose remittance of

(and a stamped addressed envelope)

s.a.e. with enquiries please

MAIL ORDER ONLY (June PW)

MOBILE S.W. LISTENERS

The Halson Mobile Antenna for AMATEUR RECEIVING and TRANSMITTING

The most efficient mobile All-Band Whip on the market. COILS FOR ALL BANDS. Complete with one coil £6.17.6, plus 3/6. Extra coils £3.17.6, plus 3/-.

New Sprung Extension safeguards your whip from damage. From leading amateur radio stores or direct from the manufacturers.

HALSON ELECTRICAL SERVICES
Dover Road, off Ansell Road, Blackpool

Broadway ELECTRONICS

GARRARD 4 SPEED DECKS
Autochangers; Model 3000, with cartridge, £9.9.0. Model 2000, with cartridge, £8.8.0. Model 1000, with cartridge, £7.7.0. SP25, Mk.II, less cartridge, £11.19.6. AT60 Mk.II, less cartridge, £12.19.6. P. & P. all changers 7/6.

The 'EDE' TEAK FINISH WOODEN PLINTH
Size 14 x 12 1/2 x 3 1/2 in. Cutout for Garrard 1000, 2000, 3000, AT50, SP25, Record Decks (less cover) £2.15.0. P. & P. 6/6.

CARRIDGES:
GP83 15/- Reuter STD/2 17/6. GP91/1 20/- Mono Sonotone. 2TSS 15/- Acos, GP'67 15/- TC8 less bracket 18/6. P. & P. 1/- each.

MICROPHONES:
Xtal Hand Mikes.
EM3 and 200C 35/- P. & P. 2/6. Stand for same 12/8. P. & P. 2/- ACOS Mike 45, 21/- ACOS Mike 40 18/6. Dyn. Mike DM-491 22/6. CM21 Xtal 12/6. CM20 Xtal 9/6. Magnetic Hm 63C with remote control switch 15/- Telephone Pick-up 10/6. P. & P. 1/- Xtal Lapel Mike 7/6. Guitar Mike 12/6. P. & P. 1/-

BARGAINS IN TRANSISTORS:
AC127, A9114, 116, 116, 117, 118, 119, OC169, 170, 171, 172, 200, 202, 203, 204, AC120, ACY40, ADY17, AF212, BCY10, 12, 33, 34, 38, 39, BFY50, 51, 52, 90, 5/6 each. P. & P. 6d. OA202 1/3. P. & P. 6d. OA2206, 208, 5/6. P. & P. 6d. OCT2, 75, 82, 83. AAZ12, BY38, BCZ11, 3/6. OC71, 81, 3/- R.F. Packs 1 OC44, 2 OC45 8/6. A.F. Packs 1 OC81D, 2 OC81 (Mullard), 8/6. GET 113, Red Spot 2/- OC26, 28, 29/6. ORP12 Light Cell 8/6. Diodes OA81 2/3. OA91, OA95 1/8. P. & P. 1/-

TRANSISTOR ELECTROLYTICS:
1, 2, 4, 5, 8, 10, 16, 25, 32, 50, 100mfd 15 volt working 1/3. P. & P. 1/-
250mfd DC 3-, 500mfd 12v DC 3/-. 500mfd 25v DC 3/6. P. & P. 1/-

RESISTORS: 1 watt 10%, from 4.7 ohm to 10 meg 5d. each. 4/- doz. P. & P. 1/- (minimum order 2/6).
PAPER CONDENSERS for Cross-Over Units 2 mfd 2/6. P. & P. 1/-

FERRON RODS: 6" x 1/4", 2/- 6" x 3/16", 2/6; 4 1/2" x 3/8", 2/- 6" x 1/2", 2/6; 8" x 1/2", 3/- P. & P. 1/- each.
FERRON RODS WITH COILS: 4 1/2" x 1", 3/8; 8" x 1/2", 5/6. P. & P. 1/- each.


PIANO KEY PUSH BUTTON SWITCHES: 7 button. inc. mains on off. 6 banks of 6 P.C.O. 8/6. P. & P. 1/-

SPEAKER SYSTEMS



THE CAXTON COLUMN


This is a column cabinet. Size 22 1/2 x 5 x 6 1/2 in., fitted with 3 speakers. This will handle 8 watts and will improve the quality of any tape recorder, or record player. Finished in wood grain cloth and sandstone Vynair. A real bargain at 59/6 plus 10/6 P. & P.



THE MILTON: A Hi-Fi Bookcase Cabinet. Size 9 x 5 x 6 in. with 5m speaker. Finished in Teak cloth with bold silk front. 30/- P. & P. 3/6.

THE STEREO.

A superior extension cabinet fitted with two 7 x 4 in. speakers. Size 16 x 9 x 8 1/2 in. Finished in fawn Vynair with natural teak ends. £3. P. & P. 5/6.



THE IMP: Extension Speaker Cabinet. Wedge-shaped, size 7 1/2 x 6 1/2 in. fitted with 7 x 4 in. speaker. Covered with attractive walnut with fawn Vynair front. Key-hole slot in back. Only 25/6. Post 2/6. Note: All cabinets new and made with j.m. chipboard. All speakers ex TV reconditioned hi flux magnet. All carefully tested before despatch.



HAYDON SPEAKER SYSTEM. Size 16 1/2 x 15 x 7 1/2 in., fitted 12in. Speaker and volume control. Fabric covered. £4.17.6. P. & P. 10/-

Stockists of ● Eagle Products ● Goodmans ● W.B. ● Wharfedale ● Bakers ● Tripletone ● Linear. All makes of amplifiers and speakers supplied. S.A.E. please. Trade terms to bona fide dealers.

SPEAKER ENCLOSURES

Tony Corner Cabinet 20 x 10 x 7 in. takes 10 x 6 in. speaker covered in Rexine and Vynair, 45/- P. & P. 7/6.

Haydon, 16 1/2 x 15 x 7 1/2 in. fabric covered suitable for 12in. speaker, 45/- P. & P. 9/6.

Table top or wall mounting enclosure for 13 1/2 x 8 in. speakers 37/6. P. & P. 6/6.

Corner Cabinet in natural teak finish for 13 1/2 x 8 in. speaker also cut out for tweeter, £3.15.0. P. & P. 8/6.

Hi-Fi Bookshelf speaker enclosure foam lined, cabinet size 10 1/2 x 7 1/2 in. Teak finish, £3.0.0. P. & P. 6/6.

Woofer for above £3.0.0. P. & P. 2/6. Tweeter 12/6. P. & P. 1/6. Condenser for crossover 2/6. Terminal 2/6 pair. P. & P. 1/6.

SPEAKERS:
EAK Heavy duty Ceramic Magnets 11,000 line. 10in. round 10 x 6 in. 3 ohm or 15 ohm, 48/6. P. & P. 3/6. 8in. round 15 or 3 ohm, 42/6. P. & P. 3/6. E.M.I. 13 1/2 x 8 in. 15 or 3 ohm, 42/6. P. & P. 3/6. E.M.I. Tweeter, 15/- P. & P. 1/6. Bakers 12in. 20 watt 15 ohm, £5.5.0. P. & P. 3/6. 8 x 5 in. Elliptical 30 ohm 30/- P. & P. 3/6. 5in. round 30 ohm 17/6. P. & P. 2/6. 5 x 3 in. 15 ohm 17/6. P. & P. 2/6. 7 x 4 in. 35 ohm, 22/6. P. & P. 2/6. All other speakers supplied — Goodmans, Bakers, W.B., Wharfedale, Bagie, Tripletone.

PYE TV REMOTE CONTROL UNITS. Grey and Red plastic case. 2 white/silver knobs. 2 volume controls. 500K and 100K. small chassis. 7 yards 5-way cable with octal plug. Brand new, boxed. Only 5/6. P. & P. 1/6.

EARPIECES WITH CORD AND 3.5 mm. plug. 8 ohm magnetic, 3/- 250 ohm 4/- 180 ohm with clip, 6/6. Xtal 4/- P. & P. 6d.

TRANSISTOR SPEAKERS 8 ohm 2in. 8/6; 3in. 10/6; 3 1/2in. 12/6. P. & P. 1/-

VYNAIR: Widths from 40 to 54in. 13/6 yd. off roll. P. & P. 1/9; yd., 7/6. P. & P. 1/9. Send 6d. stamps for samples.

SPEAKER MATCHING TRANSFORMERS. 3, 7, 15 ohms, 8 watt 11/6. P. & P. 1/6.

PANEL LIGHTS: 6v Red, Blue, Green, Yellow, White (uses Lilliput bulbs) 3/- each. P. & P. 1/-

NEON PANEL LIGHTS 200-250v 3/- each. P. & P. 1/-

ROTARY SWITCHES: 2 pole Mains Switch 3/1, 1 pole 12 way, 2 pole 2 way, 3 pole 3 way, 3 pole 4 way, 4 pole 3 way, 3/6 each. P. & P. 1/6.

92 MITCHAM ROAD, TOOTING ROADWAY, LONDON, S.W.17

Telephone 01 - 672 3984
(Closed all day Wednesday)

(four minutes from Tooting Broadway Underground Station)

All items previously advertised available. Huge Hi-Fi and Component stocks at all branches.

★ FANTASTICALLY POPULAR TAPE ★

We offer you fully tensilised polyester/mylar and P.V.C. tapes of identical quality hi-fi, wide range recording characteristics as top grade tapes. Quality control manufacture. They are truly worth a few more coppers than acetate, sub-standard, jointed or cheap imports. **TRY ONE AND PROVE IT YOURSELF.**

Standard Play		Long Play	
3in. 150ft.	2/3	3in. 225ft.	2/9
4in. 300ft.	4/6	4in. 450ft.	5/6
5in. 600ft.	7/6	5in. 900ft.	10/6
5 1/2in. 900ft.	10/6	5 1/2in. 1,200ft.	15/6
7in. 1,200ft.	12/6	7in. 1,800ft.	18/6
Double Play		Triple Play	
3in. 300ft.	4/-	4in. 900ft.	13/-
4in. 600ft.	8/-	5in. 1,800ft.	25/-
5in. 1,200ft.	15/-	5 1/2in. 2,400ft.	34/-
5 1/2in. 1,800ft.	19/6	7in. 3,600ft.	44/-
7in. 2,400ft.	27/-	7in. 3,600ft.	44/-

Postages 1/- each. Post Free less 5% on three reels. Quantity and Trade enquiries invited. NOTE: Large tape stocks at all branches.

★ LONDON (MUS 2639)
10 Tottenham Court Road

★ PORTSMOUTH (Tel. 22034)
350-352 Fratton Road

★ SOUTHAMPTON (Tel. 25851)
72 East Street

★ BRIGHTON (Tel. 23975)
6 Queen's Road
all mail order Brighton

RELIABLE COMPONENTS!—AT THE RIGHT PRICE!!

SUBMINIATURE TAGBOARDS—(1 1/2 in. wide). 6-way, 1/3; 18-way, 3/- each.

CAPACITORS—CERAMIC TUBULAR. (Standard Values) 47pF—0.01µF, 8d. each.

RESISTORS—CARBON FILM. 1/2 watt 5% 10 ohm to 10 megohm, 3/4 each or 3/3 per doz.

POTENTIOMETERS.—MINIATURE CARBON. 5K, 10K, 25K, 50K, 100K, 250K, 500K, 1M, 2 Megohm. LOG.: 5K, 10K, 25K, 50K, 100K, 250K, 500K, 1M Megohm. LIN. Less Switch.—all at 3/- each (2/9 each in quantities of 4 or more of the same value).

DIODES.—OA47, OA70, OA71, OA79, OA81, OA90, OA91, OA200, OA202 at 2/- each.

TRANSISTORS.—OC44, 5/6; OC45, 5/4; OC71, 3/18; OC72, 5/4; OC83, 4/-; BC107 3/11; BC108, 3/3; BC109, 3/11; NKT212 4/4; NKT218, 3/11; NKT228, 3/11; NKT271, 3/4; NKT274, 3/4; NKT875, 4/3; NKT876, 4/-; NKT773, 4/8; 2G302, 4/-; 2G371, 2/10; 2G374, 3/8; 2N3708, 3/9; 2N3707, 4/6; 2N3819 (EAT), 14/3; 2N3820 (PET), 20/-; BRY39 (GCS), 10/8; 2N2646 (JTT), 10/8.

2N3996 SERIES—all groups at 3/6 each (or, 2/6 each in multiples of five).

Postage and packing is charged at 1/- in the £ (Minimum 2/- per order).

Terms: C.W.O. (or C.O.D.—over £8 only).

Tel: 021-454 6515

M. R. CLIFFORD & COMPANY (Components Dept.)
209A, MONUMENT ROAD, EDGBASTON, BIRMINGHAM, 16.

TRANSISTOR BOOSTER 39/6

ADD NEW DIMENSIONS TO YOUR LISTENING —

The revolutionary N.D. Effects Amplifier adds fabulous "Big Hall Stereo" effect to any transistor, radio, tape or player. Adjustable echo, vibrato and tone. Requires only speaker and PP3 battery 8 gms. + 4/- P. & P. Tubular speaker 25/- extra.

The Dewtron Wave Trap for portables
★ Boosts Radio 1, Luxembourg, Pops etc.
★ Eliminates fading
★ Extends battery life.
★ Replaces car aerial for portable sets.
★ 7-day refund trial. £2 post free.

D.E.W. LTD., P.W., RINGWOOD ROAD, FERNDOWN, DORSET.

Est. 1943 **JOHNSONS** Tel: 24864

VHF and Short-Wave kits for the Amateur enthusiast and constructor. For 2 and 4 metres, the unique two transistor model SR2/P, 70-150Mc/s, 69/6, p.p. 4s. New super 5V all-wave, all-band kit, also "Mini-Amp" self-contained, cabinet size, a mere 4 1/2 x 3 1/2 x 2 1/2. Write today, enclosing a stamped addressed envelope for interesting free literature, and details, direct to

JOHNSON'S (RADIO)
St. Martin's Gate, Worcester

17in.—£11.10.0
19in SLIMLINE
FERGUSON—24 Gns. TWO-YEAR GUARANTEE
EX-RENTAL TELEVISIONS


FREE ILLUSTRATED LIST OF TELEVISIONS
 17" — 19" — 21" — 23"
 WIDE RANGE OF MODELS
 SIZES AND PRICES
 DEMONSTRATIONS DAILY

TWO-YEAR GUARANTEED TUBES 100% REGUNNED

14in.—£9/6 17in.—£9/6
 21in. and ALL SLIMLINE TUBES 99/6
 EXCHANGE BOWLS. Carr. 10/6
 Ex. MAINTENANCE TESTED TUBES
 17in.—35/-. Carr. 5/- (not slimline)



COCKTAIL/STEREOGRAM CABINET £25



Polished walnut veneer with elegant glass fronted cocktail compartment, padded. Position for two 10in. elliptical speakers. Record storage space. Height 35in., width 52in., depth 14in. Legs 1 gn. extra.
OTHER MODELS, SEND FOR FREE LIST
TRANSISTOR CHASSIS 59/6
 6 Transistors, LW/MW, Telescopic Aerial. Brand New, Famous British Manufacturer. (LESS SPEAKERS) P. & P. 4/6.

TRANSISTOR CASES 19/6. Cloth covered, many colours. Size 9½" x 6½" x 3½". P. & P. 4/6. Similar cases in plastic 7/6.
SINGLE PLAYER CABINETS 19/6. P. & P. 7/6.
TV TUNER TUNERS, 5/-. New, less valves. Press button models 19/6. P. & P. 4/6.
VALVES £1 per 100. Assorted T.V. Surplus ex-rental dismantled receivers. Post 4/6. Send for list.

DUKE & CO. (LONDON) LTD.

621/3 Romford Road, London, E12 Tel. 01—478. 6001/2/3

ORGAN BUILDERS! N.P.N. 811. Planar Transistors. All Tested, 1/6 each or £5.00 per 100.
TRANSISTOR BARGAIN SALE! NEW STOCK AT UNBEATABLE PRICES!
 OC44, OC45, OC81D now only 1/6 each! 26.0.0 per 100.
 OC71, OC72 equivalent 1/- each! 23.0.0 per 100.
 ASY22 Switching Transistors 2/6 each! 210.0.0 per 100.
 2N753 N.P.N. Silicon Planar, 300mW, 250 Mc/s. High speed switching .. 2/6 each!
 BSY28 N.P.N. Silicon Planar, Epitaxial, 300mW, 300 Mc/s .. 2/6 each!
 BSY65 N.P.N. Silicon Planar, Epitaxial, 800mW, 100 Mc/s .. 2/6 each!
 AF212 P.N.P. Germanium Alloy Diff. low noise V.H.F. amplifier .. 2/6 each!
 Complete sets of transistors for radio:—
 2G344A/2G345A/2G371A/2G378A + diode .. 10/- only!
 GET 120, 2 warts. Heat sink included .. 2/6 each!
 Transistor Driver Transformers .. 2/6 each!
 Transistor Output Transformers (suitable for our kits above) .. 2/6 each!
 OC28 .. 5/- each!
 BY213, 6 amp. rectifiers .. 2/6 each!
 Light sensitive transistors similar to OCF 71 .. 2/6 each!
UNMARKED, UNTESTED TRANSISTORS TO CLEAR .. 7/6 for 50!
 Silicon diodes. Make excellent detectors. Also suitable for keying electronic organs.
 1/- each, 20 for 10/-.
 BY 100 type rectifiers. **SPECIAL REDUCED PRICE! ONLY 2/6 each, 24/- doz., £7.10.0 per 100, £50.0.0 per 1000.**

ELECTROLYTIC CONDENSERS! FANTASTIC SELECTION!

50µF 450 volts .. 1/3	30 + 4	275 volts .. 10d.
84µF 275 volts .. 1/3	52 + 32	275 volts .. 1/5
800µF 15 volts .. 1/2	50 + 18	450 volts .. 1/9
500µF 25 volts .. 10d.	40 + 50	275 volts .. 2/-
	50 + 40 + 20	275 volts .. 2/1
16/16/16, 350v .. 2/2	100/100, 50v .. 3/2	12,500µF, 30v .. 16/-
50/50/50, 350v .. 2/7	150/350, 300v .. 4/-	30,000µF, 30v .. 25/-
1,000µF, 70v .. 3/2	250/250, 325v .. 4/-	1,000µF, 15v .. 1/6
100/250, 375v .. 3/2	2000/2000, 25v .. 4/6	2,000µF, 18v .. 1/-
0.00200/200/50, 275v 4/-	250µF 50v .. 10d.	500µF, 15v .. 10d.
3,000µF, 35v .. 3/9	0.25µF .. 3 volt	50µF .. 9 volt
1µF .. 50 volt	8µF .. 3 volt	64µF .. 2.5 volt
1µF .. 350 volt	8µF .. 6 volt	64µF .. 9 volt
1.25µF .. 16 volt	8µF .. 350 volt	100µF .. 3 volt
2µF .. 3 volt	8µF .. 450 volt	100µF .. 6 volt
2µF .. 9 volt	8µF .. 50 volt	100µF .. 9 volt
2µF .. 70 volt	8µF .. 275 volt	150µF .. 12 volt
2µF .. 150 volt	10µF .. 25 volt	200µF .. 3 volt
2µF .. 350 volt	16µF .. 150 volt	200µF .. 4 volt
2.5µF .. 16 volt	20µF .. 3 volt	200µF .. 16 volt
2.5µF .. 25 volt	20µF .. 6 volt	250µF .. 2.5 volt
3µF .. 3 volt	20µF .. 9 volt	250µF .. 9 volt
3µF .. 25 volt	20µF .. 15 volt	320µF .. 2.5 volt
3.2µF .. 6.4 volt	25µF .. 6 volt	320µF .. 10 volt
3.2µF .. 4 volt	25µF .. 12 volt	350µF .. 10 volt
4µF .. 4 volt	25µF .. 15 volt	400µF .. 2.5 volt
4µF .. 12 volt	25µF .. 25 volt	400µF .. 15 volt
4µF .. 25 volt	30µF .. 6 volt	500µF .. 4 volt
4µF .. 64 volt	30µF .. 10 volt	500µF .. 6 volt
4µF .. 100 volt	40µF .. 3 volt	640µF .. 2.5 volt
5µF .. 6 volt	40µF .. 6.4 volt	750µF .. 12 volt
5µF .. 25 volt		

All at 1/- each, 9/- per dozen. Mixed Packets of 20 (our selection) 10/-.

PAPER CONDENSERS

0.001µF .. 500 volt	0.02µF .. 600 A.C.	0.25µF .. 350 volt
0.001µF .. 1000 volt	0.02µF .. 350 volt	0.5µF .. 150 volt
0.002µF .. 500 volt	0.1µF .. 350 volt	0.5µF .. 80 volt
0.005µF .. 750 volt	0.1µF .. 750 volt	0.5µF .. 500 volt

All at 15/- per 100, 3/- per dozen. Mixed Bags of 100 (our selection) 10/-.

MULLARD POLYESTER CAPACITORS. ALL HALF PRICE

0.0022µF 400 volts .. 4d.	0.15µF 160 volts .. 7d.
0.0018µF 400 volts .. 4d.	0.22µF 160 volts .. 7d.
0.0015µF 400 volts .. 4d.	0.27µF 160 volts .. 8d.
0.001µF 400 volts .. 4d.	0.056µF 125 volts .. 7d.
0.01µF 400 volts .. 4d.	1µF 125 volts .. 1/6
68pF Tubular pulse ceramic .. 6d. each	
120pF Disc pulse ceramic .. 6d. each	

VERY SPECIAL VALUE! Silver Mica, Ceramic, Polystyrene Condensers. Well assorted. Mixed types and values. 10/- per 100.

RESISTORS Give-away offer! Mixed types and values, 1 to 1 watt, 6/8 per 100 or 55/- per 1,000.

Also 1 to 3 watt close tolerance. Mixed values, 7/6 per 100, 55/- per 1,000.

WIRE-WOUND RESISTORS, 1 watt, 3 watt, 6 watt, 6d. each, 7 watt and 10 watt 9d. each.

CONNECTING WIRE, THIN, P.V.C. INSULATED.

10 yds. 1/-; 100 yds. 7/6; 500 yds. 25/- (post 4/6); 1,000 yds. 40/- (post 6/-).

VALVES, BRAND-NEW AND BOXED, ROCK-BOTTOM PRICES!

DY87 .. 6/9	EY86 .. 6/9	PCL86 .. 8/5
RABC80 .. 7/-	EY47 .. 6/9	PFL200 .. 11/8
EC82 .. 7/4	PARC80 .. 7/1	PL36 .. 10/1
EC83 .. 7/4	PC87 .. 10/6	PL81 .. 8/5
ECL80 .. 7/1	PC84 .. 7/4	PL83 .. 8/5
ECL86 .. 8/5	PCP80 .. 8/5	PL84 .. 6/8
EF80 .. 7/1	PCF86 .. 10/1	PL600 .. 12/5
EF85 .. 7/1	PCL83 .. 8/5	PY32 .. 8/9
EF83 .. 8/5	PCL84 .. 8/5	PY81 .. 8/9
EF184 .. 8/5	PCL84 .. 8/5	PY83 .. 4/9
EY51 .. 6/9	PCL85 .. 8/5	PY800 .. 6/9

A further 10% discount will be given on lots of 50 of any one type.

RECORD PLAYER CARTRIDGES

Sonotone Mono, 10/-; Acos GP67/29 Mono, 15/-; Acos GP91/35C Stereo compatible, 20/-; Acos GP93/1 Stereo, 25/-.. All with needles.
 Signal Injector Kit—10/-. Signal Tracer Kit—10/-.

VEROBOARD. All sizes in stock.

24 in. x 1 in. 0.15 matrix .. 1/1	17 in. x 3½ in. 0.15 matrix .. 14/8
24 in. x 3½ in. 0.15 matrix .. 3/3	
24 in. x 7 in. 0.15 matrix .. 3/11	5 in. x 2½ in. 0.1 matrix .. 3/11
3½ in. x 3½ in. 0.15 matrix .. 3/11	3½ in. x 2½ in. 0.1 matrix .. 3/9
3½ in. x 7 in. 0.15 matrix .. 5/6	5 in. x 3 in. 0.1 matrix .. 5/2
17 in. x 7 in. 0.15 matrix .. 11/4	3½ in. x 3½ in. 0.1 matrix .. 3/11

SPECIAL OFFER!

Cutter and 5 Boards 22 in. x 1 in., 9/9. Cutter only, 7/6. Pin Insert Tool, 9/6. Terminal Pins. Packet of 36, 3/6.

BARGAIN OFFER!

Few only Multimeters, 1,000 Ω per volt, 45/-, 20,000 Ω per volt, 80/-.

Orders by post to—

G. F. MILWARD, 17 PEEL CLOSE, DRAYTON BASSETT, Staffs.
 Please include suitable amount to cover postage. Stamped addressed envelope must be included with any enquiries.
 For customers in the Birmingham area goods may be obtained from Rock Exchanges, 251 Alum Rock Road, Birmingham 8. (All POST orders to Drayton.)

BI-PAK SEMICONDUCTORS
 8 RADNOR HOUSE, 93-97 REGENT STREET, LONDON, W.1

AC107 .. 3/6	AC126-7-8 .. 2/6
AF119 .. 3/6	AF119-117 .. 3/6
AL102 .. 10/-	AL102 .. 15/-
BC107-8-9 .. 5/-	BFY50-51-51 .. 7/6
BSY26-7 .. 3/6	BSY28-9 .. 4/6
BSY35-95A .. 4/6	OC22-25 .. 5/-
OC26-35 .. 5/-	OC28-29 .. 7/6
OC34-45 .. 1/9	OC71-81 .. 1/6
OC72-75 .. 2/6	OC81D-82D .. 2/3
OC82 .. 2/6	OC140 .. 5/-
OC170 .. 2/6	OC171 .. 3/6
OC201 .. 7/6	ORP12-60 .. 8/6
OCP71 .. 8/6	OA5-10 .. 1/9
OA57 .. 2/6	OA70 .. 1/3
OA79 .. 1/9	OA81-85 .. 1/6
OA91 .. 1/3	OA95 .. 1/9
OA200 .. 3/-	OA202 .. 3/6
2N096-7 .. 5/-	2N706 .. 3/6
2N708 .. 3/6	2N110 .. 15/-
2N110 .. 15/-	2N112 .. 3/6
2N2926 .. 3/6	

KING OF THE PAKS all at
"TOP TWENTY"
 Unequalled Value and Quality
BRAND NEW—UNTESTED SEMICONDUCTORS per pak

10/-

- Satisfaction **GUARANTEED** in Every Pak, or money back
- 20 Glass Sub-min G. Purpose GERM. DIODES
 - 60 Mixed GERM. TRANS. AF/RF
 - 75 Germ. Diodes **GOLD BONDED**
 - 40 TRANSISTORS Like OC81, AC128
 - 60 200mA Sub-min SIL. DIODES
 - 40 SIL. PLANAR TRANS. NPN BSY95A, 2N706
 - 18 SIL. RECTS. Top Hat 750mA
 - 50 SIL. PLANAR DIODES 250mA OA200/202
 - 20 Mixed Volts 1 Watt ZENER DIODES
 - 30 PNP-NPN SIL. TRANS. OCE00/2S104
 - 150 Mixed SIL. and GERM. DIODES
 - 10 3 Amp SIL. RECTS. Stud Type
 - 30 SIL. NPN TRANS. Like BC108
 - 12 1.5 Amp SIL. RECTS. Top Hat
 - 30 AF. GERM. ALLOY TRANS. 2G300 Series
 - 10 1 Amp Glass min. SIL. RECTS. High Volts
 - 30 MADT's Like MAT Series TRANS. PNP
 - 20 GERM. 1 Amp RECTS. GJM Series
 - 25 300 M/Cs NPN SIL. TRANS. 2N708, BSY27
 - 30 FAST SWITCHING SIL. DIODES IN914 Micro

Code No's mentioned above are given as a guide to the type of device in the Pak. The devices themselves are normally unmarked.

Devices previously advertised still available
 Minimum Order 10/-
CASH WITH ORDER PLEASE. Add 1/- postage and packing per Order.
GUARANTEED by return postal service. Overseas add extra for Air Mail.

Head Office and Warehouse
44A WESTBOURNE GROVE
LONDON W2
Tel. PARK 5641/2/3

Z & I AERO SERVICES LTD.

Please send all correspondence and Mail-Orders to the Head Office

When sending cash with order, please include 2/6 in £ for postage and handling

MINIMUM ORDER, £2/- No C.O.D. orders accepted

We wish to buy 723A/B, 2K25, 845, 4-85A, 4C35, 5C22, at 30/-, also other specials.

Retail Shop
85 TOTTENHAM COURT ROAD
LONDON W1
Tel. LANgham 8403
Open all day Saturday

0A2	8/-	6AK5	5/-	6P23	14/-	7B8	8/-
0A3	8/-	6AK6	10/-	6P24	12/-	7C5	12/6
0B2	6/-	6AL5	6/-	6P25	14/-	7E7	22/-
0R3	8/-	6AM6	6/-	6P26	6/6	7V4	8/8
0C3	6/-	6AQ5	5/6	6P28	13/-	7Z4	6/-
0D3	6/-	6AQ6	10/-	6P29	6/-	8P9W6	7/-
1A3	4/-	6AR4	10/-	6P20	8/-	10D1	7/-
1ASGT	5/-	6AR5	6/-	6P32	3/-	10F3	8/-
1ATGT	7/-	6AR6	6/-	6P33	15/-	10F9	10/-
1AX2	10/-	6AS5	5/-	6GK6	12/-	10F18	7/8
1B3GT	8/-	6AS6	6/-	6H6	3/-	10L1	7/8
1G4GT	8/-	6AS7G	15/-	6J4	9/-	10L14	6/8
1G6GT	6/-	6AT6	4/8	6J5GT	5/-	10LD3	7/8
1HGTT	6/8	6AV6	5/-	6K3	3/8	10LD12	5/3
1L4	2/8	6B6	6/8	6K7	5/8	10LD13	8/8
1Q5GT	8/-	6AW8A	12/6	6G7	5/8	10LD14	6/8
1R4	5/-	6B4G	15/-	6K6GT	8/-	10P13	15/-
1R5	6/-	6B7	5/-	6K7	6/-	10P14	16/-
1R4	5/-	6B8	7/-	6K23	7/6	11D3	7/-
1S5	4/8	6BBG	2/8	6L1	10/-	11D5	7/-
1T4	3/-	6BA6	4/-	6G7G	5/8	12AC8	6/8
1T5GT	6/-	6BA7	15/-	6L6G	6/-	12AD6	9/-
1U4	5/-	6BE6	4/8	6L6GC	8/-	12AE6	7/8
1V	8/-	6BO6G	12/-	6L12	5/-	12AL3	7/-
1X2B	7/-	6BH6	7/8	6L13	5/6	12AQ5	7/-
2C26A	7/-	6B76	7/8	6L16	5/8	12AT8	4/8
2C31	8/-	6BK4	20/-	6L18	6/-	12AU6	5/-
2CWA	12/-	6BK7A	9/-	6L18	6/-	12AU7	5/6
2D21	5/6	6BN6	7/8	6LD12	6/6	12AV6	5/6
2E22	30/-	6BQ7A	7/-	6LD13	6/6	12AV7	8/8
2E24	42/6	6BR7	15/-	6LD20	5/-	12AW7	10/-
2E26	22/6	6BS6	10/-	6N7GT	6/8	12AX7	5/6
2X2	4/-	6BR7	25/-	6P1	11/-	12BA	9/8
2X2A	8/-	6BW6	12/-	6P25	10/-	12BA	9/8
3A3	11/-	6BW7	10/-	6P25	10/-	12BA6	6/8
3A5	10/-	6C4	4/-	6Q7	7/-	12BE6	5/8
3B28	4/8	6CGGT	4/-	6R7G	6/-	12BE7	5/8
3D6	3/-	6C8	4/-	6R7G	6/-	12BY7	10/-
3D21A	35/-	6CG8	8/-	6SA7	7/-	12E1	20/-
3E29	6/8	6CB6	5/-	6RF5	8/-	12H6	4/-
3Q4	7/-	6CD6A	6/-	6R87	6/-	12J6GT	6/8
3QGTT	6/8	6C2	20/-	6SH7	6/-	12K5	10/-
3Y4	6/-	6C07	8/-	6SH7	6/-	12K5	10/-
4B30	8/-	6C16	8/-	6S7	7/-	12Q7GT	5/6
5R4G	9/-	6CL6	9/-	6SL7GT	6/-	12SA7	4/-
5T8	8/-	6CW4	12/-	6SN7GT	5/8	12SC7	4/-
5U4G	5/-	6CY5	7/-	6SQ7	7/-	12SF6	9/-
5U4GB	6/8	6D6	3/-	6S87	8/-	12SF7	8/-
5V4G	7/8	6D7	3/-	6S87	8/-	12SF7	8/-
5Z3	7/8	6DK6	8/-	6T8	6/8	12SH7	4/-
5Z4G	7/-	6D84	15/-	6U4GT	12/6	12SJ7	4/-
5Z4GT	7/8	6EA8	11/-	6U8	6/8	12SK7	6/-
630L2	12/6	6EW6	12/-	6U8	7/-	12SQ7	7/-
6A6	4/-	6F1	14/-	6V6GT	6/-	12SR7	5/-
6A6G	5/8	6F6G	5/-	6X4	4/-	1A87	15/-
6A4	6/8	6F11	6/-	6X5GT	5/-	20A3	5/8
6A7	4/-	6F13	6/8	6X8	12/-	20CV	62/6
6AF4A	9/-	6F14	15/-	6Y6G	10/-	20D1	9/-
6AG5	2/8	6F15	6/-	6Z4	5/-	20L1	13/-
6AG7	6/-	6F17	6/-	7R6	11/-	20P1	12/-
6AR6	10/-	6F18	7/8	7B7	7/-	20P3	12/-

First Quality Fully Guaranteed



ELECTRONIC VALVES

20P4	18/-	85A2	7/8	CBL31	15/-	EBF90	7/8
20P5	19/-	90AG	48/-	CCH35	9/-	EBF93	8/-
25L6GT	6/8	90AV	48/-	CY1	8/-	EBF98	6/8
2Z24G	8/-	90C1	12/-	CY31	7/-	EBL1	14/-
2Z25	8/-	90C2	25/-	DAC32	6/8	EBL31	22/6
2Z26GT	11/-	90CV	25/-	DAF40	10/-	EC86	11/6
30A5	7/-	150C2	6/-	DAF41	10/-	EC88	10/-
30C1	6/8	30C1	6/8	DAF42	10/-	EC89	6/8
30C15	13/6	811A	35/-	DAF92	6/-	EC83	10/-
30C17	14/8	813	30/-	DAF96	6/8	EC84	8/-
30C18	14/-	866A	14/-	DP96	6/8	EC85	17/-
30F5	14/-	872A	50/-	DH81	12/8	EC89	9/8
30FL1	15/-	884	10/-	DH101	7/8	EC81	4/-
30FL12	17/-	921A	68/-	DK32	7/8	EC82	5/8
30FL13	8/-	955	3/-	DK40	10/-	EC83	5/8

Due to devaluation, increase in P.T. and consequent rise in purchase costs we have to increase all the above prices by 2d. in 1/-. When remitting please make sure that this surcharge is included.

30P114	14/-	991	7/-	DK92	7/8	EC884	5/8
30L1	5/8	90A0	15/-	DLE6	20/-	EC885	5/8
30L15	15/-	955A	9/-	DLE6	20/-	EC886	7/8
30L17	15/-	5670	10/-	DLE9	5/-	EC888	8/-
30P16	7/-	5763	12/-	DLE9	6/-	EC891	8/8
30P18	14/-	5842	60/-	DLE5	7/-	EC810	7/-
30P19	14/-	5847	60/-	DLE6	7/-	EC811	7/-
30P21	16/-	6080	8/-	DM70	5/8	EC884/12/8	
30P213	18/-	6146	27/8	DM71	6/-	EC890/13/8	
30P14	16/-	6159	32/-	DM160	8/-	ECF80	6/-
35D5	12/-	6360	25/-	DY30	8/-	ECF82	6/8
35L6GT	8/-	6939	40/-	DY80	7/-	ECF83	12/-
35W4	4/8	7199	15/-	DY86	6/-	ECF86	9/8
35Z3	10/-	7360	30/-	DY87	6/8	ECP20013/8	
35Z4GT	8/6	7586	22/6	DY87	6/8	ECP20013/8	
35Z5GT	6/8	7591A	20/-	DY802	9/-	ECP2011/8	
45	8/-	7895	22/6	ES8C	12/-	ECH21	9/8
50C5	6/-	9002	5/8	E180F	17/8	ECH35	11/-
50CD6G	6/-	9003	9/-	E180F	17/8	ECH42	10/-
50L6GT	7/8	A2293	18/-	EAF42	8/8	ECH81	5/8
52K	7/-	ARS	6/-	EB91	3/-	ECH83	7/8
52K	7/-	ARP12	4/8	EB93	7/-	ECH84	9/8
53K	12/8	AT925	9/-	EB41	8/7	ECL80	7/-
58C1	45/-	AZ11	7/8	EB81	6/8	ECL81	7/8
82B	20/-	AZ31	9/-	EB90	4/8	ECL82	8/8
75C1	13/-	CBL1	15/-	EB91	5/-	ECL83	9/8

ECL84	11/-	EY88	8/6	PCH20012/-	U19	40/-	
ECL85	10/8	EZ35	5/8	PCL80	15/-	U21	10/-
ECL86	8/-	EZ40	7/8	PCL81	9/-	U21	10/-
EY8	8/-	EZ41	8/-	PCL82	7/8	U22	6/-
EF36	5/-	EZ50	5/-	PCL83	8/6	U25	14/-
EF37A	8/-	EZ51	5/-	PCL84	7/8	U26	14/-
EF39	8/-	EZ90	4/-	PCL85	8/6	U38	28/-
EF40	8/6	FW4/800	10/-	PCL88	18/-	U76	4/-
EF42	8/6	GS10H	40/-	PCL80018/-	U191	14/-	
EF50	4/6	GS47X	50/-	PCL8018/-	U281	8/8	
EF83	9/6	GTE175M	5/-	PEN4D16/-	U282	8/8	
EF85	6/6	GU50	12/-	PEN45	6/8	U301	11/-
EF86	6/-	GZ20	7/-	PEN43D	10/-	U404	5/-
EF89	5/8	GZ31	5/-	PEN46	6/8	U801	17/-
EF92	4/-	GZ32	10/-	PEN220A	7/-	UABC805/8	
EF93	4/-	GZ33	12/6	UAF41	9/-	UAF42	9/-
EF94	5/-	GZ34	10/-	PEN383/9D	UB41	10/-	
EF95	5/8	GZ37	12/6	PEN384	7/8	UBC81	8/8
EF96	2/8	HABC80	6/-	PEN463D	UBC81	8/8	
EF183	6/-	HB90	8/6	PF86	10/-	UBF80	6/8
EF184	6/-	HB91	5/8	PF818	14/8	UBF89	7/8
EF184	20/-	HB92	5/8	PF818	14/8	UBL21	10/-
EF181	14/-	HB93	6/8	PF2200	UC82	6/8	
EF812	14/-	HB94	6/8	PL36	13/6	UC84	9/-
EH90	7/-	HL42DD	6/-	PL36	13/6	UC85	6/8
EL34	9/8	HL92	6/-	PL82	7/8	UC86	9/8
EL35	9/8	HL94	7/8	PL83	6/8	UCH21	9/8
EL38	22/6	KTS	30/-	PT4	20/-	UC87	8/8
EL41	8/6	KT66	19/-	PL502	14/-	UCH81	6/8
EL42	9/6	KT88	27/8	PL500	13/6	UCL81	9/8
EL51	9/8	PABC80	7/8	PL504	14/-	UCL82	7/8
EL52	8/8	PC86	10/8	PL801	13/-	UCL83	9/8
EL53	6/8	PC88	10/8	PM84	8/-	U99	10/-
EL84	4/6	PC85	6/8	PM84	8/-	UF41	9/8
EL85	7/8	PC87	7/8	PM85	15/-	UF42	9/8
EL86	8/-	PC900	8/8	PY31	5/-	UF43	8/8
EL90	5/8	ECC84	5/8	PCY2	8/6	UF80	6/8
EL95	5/8	ECC85	7/8	PY80	5/8	UF85	7/3
EL96	22/6	ECC86	11/-	PY81	5/8	UF86	9/8
EL821	8/8	ECC88	10/8	PY82	5/8	UF89	7/8
EL822	17/-	PCCR80	11/-	PY83	5/8	UL1	8/8
EL810	13/-	PCCR85	15/-	PY88	7/8	UL84	6/8
EM34	13/-	PCCR86	15/-	PY301	14/-	UM4	10/-
EM71	12/6	PCCR8015/-	PY80	9/8	UM80	5/8	
EM80	7/-	PCF80	8/8	PS501	8/-	UUS	8/-
EM81	6/8	PCF82	8/-	QZ30	7/8	U8	7/8
EM84	7/8	PCF84	8/-	PQV02-6	U9	7/8	
EM85	11/-	PCF86	8/-	40/-	UU10	8/-	
EM87	10/8	PCP87	14/8	QV03-10	UY19	9/-	
EN91	5/8	PCF8013/8	UY19	25/-	UY21	9/-	
EY1	7/-	PCF8019/8	R17	8/8	UY41	6/8	
EY70	10/-	PCF8019/8	R18	9/8	UY82	9/8	
EY80	8/-	PCF805	SD6	12/-	UY85	6/8	
EY81	7/8	14/-	TH233	7/8	VU38A	8/-	
EY83	9/8	PCF806	TH231	7/8	Z719	9/8	
EY86	6/8	12/-	TT31	8/8	Z729	24/8	
EY87	8/-	13/-	U1214	9/-	Z739	6/8	
			U18/20	10/-	Z803U	15/-	

TRANSISTORS

OC16	20/-	OC170	5/-	AF126	6/-	V30/30P	
OC23	12/6	OC171	5/-	AF127	6/-	2C309	20/-
OC24	15/-	OC200	7/6	AF178	12/6	2C309	5/-
OC25	7/6	OC201	10/-	AF186	17/6	2G371A	
OC26	6/-	OC202	13/-	AFY19	22/8	or B	3/-
OC28	12/8	OC203	10/8	AFZ11	17/-	2C381	3/8
OC29	14/8	OC20					

The following blueprints are available from stock. Descriptive text is not available but the date of issue is shown for each blueprint. Send, preferably, a postal order to cover cost of the blueprint (stamps over 6d. unacceptable) to Blueprint Department, Practical Wireless, George Newnes Ltd., Tower House, Southampton Street, London, W.C.2.

The Strand Amplifier } The PW Signal Generator }	(Oct. 1962)	5/-	The Celeste 7-transistor Portable Radio } The Spinette Record Player }	(June 1963)	5/-
The Berkeley Loudspeaker Enclosure } The Luxembourg Tuner }	(Dec. 1962)	5/-	Transistor Radio Mains Unit } 7 Mc/s Transceiver }	(June 1964)	5/-
The PW Troubadour } The PW Everest Tuner }	(June 1962)	7/6	The Citizen (December 1961) }		5/-
The PW Britannic Two } The PW Mercury Six }	(May 1962)	6/-	The Mini-amp (November 1961) }		5/-
Beginner's Short Wave Two } S.W. Listener's Guide }	(Nov. 1963)	5/-	The Beginner's Short Wave Superhet (Dec. 1964) }		5/-
PW "Sixteen" Multirange Meter } Test Meter Applications Chart }	(Jan. 1964)	5/-	The Empire 7 Three-band Receiver (May 1965) }		5/-
			Electronic Hawaiian Guitar (June 1965) }		5/-
			Progressive SW Superhet (February 1966) }		5/-
			Beginner's 5-Band Receiver } Home Intercom Unit }	(Dec. 1966)	5/-

PLEASE NOTE THAT WE CAN SUPPLY NO BLUEPRINTS OTHER THAN THOSE SHOWN IN
★ THE ABOVE LIST. NOR ARE WE ABLE TO SUPPLY SERVICE SHEETS FOR COMMERCIAL ★
RADIO, TV OR AUDIO EQUIPMENT.

Before using the query service it is important to read the following notes:

The PW Query Service is designed primarily to answer queries on articles published in the magazine and to deal with problems which cannot easily be solved by reference to standard text books. In order to prevent unnecessary disappointment, prospective users of the service should note that:

(a) We cannot undertake to design equipment or to supply wiring diagrams or circuits, to individual requirements.

(b) We cannot undertake to supply detailed information for converting war surplus equipment, or to supply circuitry.

(c) It is usually impossible to supply information on imported domestic equipment owing to the lack of details available.

(d) We regret we are unable to answer technical queries over the telephone.

(e) It helps us if queries are clear and concise.

(f) We cannot guarantee to answer any query not accompanied by the current query coupon and a stamped addressed envelope.

QUERY COUPON

This coupon is available until 7th June 1968 and must accompany all queries in accordance with the rules of our Query Service.

PRACTICAL WIRELESS, JUNE 1968

SOLID HIGH FIDELITY AUDIO EQUIPMENT BRITISH MADE

POWER AMPLIFIERS — PRE-AMPLIFIERS/CONTROL UNITS — POWER SUPPLIES



MP3



SP4-A



SP6-2

- MP3 mono preamplifier/control unit **£6.19.6** p.p. 3/-
- SP4-A mono/stereo version of MP3 **£11.19.6** p.p. 4/6
- SP6-2 mono/stereo (takes mag. pick-up as well) **£15.10.0** p.p. 5/-
- MPA12/3 12 watt amplifier 3 to 5 ohm output **£4.10.0** p.p. 2/6
- MPA12/15 12 to 16 ohm 12 watt **£5.5.0** p.p. 2/6
- MPA25 25-30 watt amplifier for 7-16 ohm speaker **£7.10.0** p.p. 3/6
- PS24/40 power supply for MPA12/3 & MPA12/15 **£3.12.6** p.p. 3/-
- MU24/40 choke version **£4.10.0** p.p. 3/6
- MU60 power supply for MPA25 **£4.17.6** p.p. 4/6

All systems complete with grey/silver panels and matching silver knobs.

Audio Equipment developed from Dinsdale Mk. II—each unit or system will compare favourably with other professional equipment selling at much higher prices. Brief details are below:

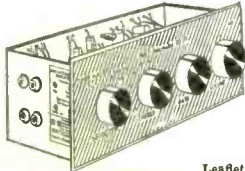
Complete suggested systems		Price
1A	MP3 + MPA12/3 + MU24	£15.5.0 p.p. 5/-
2A	MP3 + MPA12/15 + MU40	£16.0.0 p.p. 5/-
4	MP3 + (2) MPA12/15 + MU40	£21.2.6 p.p. 7/-
6	MP3 + MPA25 + MU60	£18.15.0 p.p. 7/-
8A	SP4-A + (2) MPA12/15 + MU40	£26.0.0 p.p. 8/6
10	SP6-2 + (2) MPA12/15 + MU40	£29.5.0 p.p. 8/6
12A	SP4-A + (2) MPA25 + (2) MU60	£35.10.0 p.p. 10/-
13	SP6-2 + (2) MPA25 + (2) MU60	£38.17.6 p.p. 10/-

16 PAGE BROCHURE ON REQUEST. No 21
All units sold separately.

THE FINEST VALUE IN HIGH FIDELITY—CHOOSE A SYSTEM TO SUIT YOUR NEEDS AND SAVE POUNDS

● COMPLETE RANGE OF SUITABLE PLAYER DECKS, SPEAKERS AND TUNERS IN STOCK.—ASK FOR LATEST LIST 16 ●

NEW! INTEGRATED 7 WATT AMPLIFIER AND PREAMPLIFIER — MA 7



New design for 3 to 10 ohm speakers. Input for mag. coal/ceramic pu's. Tape, tuner mfo. etc. Battery operated or mains unit Full Treble/Bass controls. 8 transistor design.

PRICE **£8.10.0** P.P. 4/-

Leaflet on request (Mains int PS20 62/6. P.P. 3/-)

TRANSISTOR F.M. STEREO DECODER Brochure 4.

£5.19.6

MW/LW QUALITY TRANSISTOR RADIO TUNER Brochure 5.

£3.19.6

TRANSISTOR CAR RADIO Send for Brochure 15



BRITISH MADE 6-Transistor MW/LW. 12 volt 3 watt output. Push-button wave-change. Boxed, ready to use with Speaker and Baffle. Car fitting kit and manufacturers' guarantee. Special Barkin Offer. Positive or Negative Earth. 5 Push-button de-luxe version **£10.10.0** P.P. 4/6.
£11.19.6 Positive or Negative Earth.

TRANSISTORS - SEMICONDUCTORS

COMPLETELY NEW 1966 LIST OF 1000 types available from stock. Send for your FREE COPY TODAY. (List No. 36)

- ★ S.C.R.'s from 5/-
 - ★ FIELD EFFECT TRANSISTORS from 9/6
 - ★ POWER TRANSISTORS from 5/-
 - ★ DIODES AND RECTIFIERS from 2/-
- 30 page illustrated brochure as above including Valves and Quartz Crystals. 1/- post paid.

GARRARD DECKS ALL THE LATEST MODELS



COMPLETE RANGE IN STOCK
FROM **£5.19.6**

Send for illustrated brochure 16 & 17

MAYFAIR PORTABLE



TOTAL COST TO BUILD **99 GNS.**

Ask for Brochure 9.

- ★ Build this instrument stage by stage in your own home.
- ★ A truly portable instrument for all enthusiasts.
- ★ Fully transistorised POLYPHONIC. British design.
- ★ Call in for a DEMONSTRATION and see for yourself.

13 NOTE PEDAL KIT **£18.0.0** P.P. 10/-

ELECTRONIC ORGAN

Also READY BUILT AND TESTED 128 gns. Deferred terms available.

DEPOSIT **£36.8.0** and 12 monthly payments of **£9**. Total **£144.8.0**.

KIT OF PARTS Deferred terms: DEPOSIT **£29.19.0** 12 monthly payments of **£7**. TOTAL COST **£113.19.0** ORGAN COMPONENTS We carry a comprehensive stock of organ components for TRANSISTOR AND VALVE FREE PHASE designs. Brochure 10.

EXPORT PRICES ON APPLICATION



VHF FM TUNER. Ask for Brochures 3 and 4. 87/105 Mc/s Transistor Superhet. Geared tuning. Terrific quality and sensitivity. For valve or transistor amplifiers. 4 x 3 1/2 x 2 1/2 in. Complete with dial plate. 6 Mullard Transistors, plus 4 diodes.

TOTAL COST TO BUILD **£6.19.6** P.P. 2/6



FM STEREO DECODER Brochure 4 7 Mullard Transistors. Printed Circuit Design with Stereo Indicator. For use with any valve or transistor FM. Uses pot cores to Mullard design and Per. and silicon transistors. As used by B.B.C. and G.P.O. Complete Kit Price **£5.19.6** P.P. 2/6

Build a Quality TAPE RECORDER with MARTIN RECORDAKITS 363 DECK



Ask for Brochure 6

★ TWO-TRACK. Deck **£12.19.6**. Amplifier **£14.19.6**. Cabinet and speaker 7 gns. Complete kits with MICROPHONE and 7in. 1,200ft. tape, spare spool.

Today's Value **£55** **32 gns.** P.P. 22/6

★ FOUR-TRACK. Deck **£15.19.6**. Amplifier **£15.19.6**. Cabinet and speaker 7 gns. Complete kits with MICROPHONE and 7in. 1,200ft. tape, spare spool.

Today's Value **£60** **35 gns.** P.P. 22/6



7-TRANSISTOR MW-LW SUPERHET PORTABLE

NEW!

New printed circuit design with full power output. Fully tunable on both mw/lw bands. 7 transistors plus diode, push-pull circuit. Fitted 5 inch speaker, large ferrite aerial and Mullard transistors. Easy to build with terrific results. All local and Continental stations. Size 10 x 7 x 3 1/2 in.

TOTAL COST TO BUILD **£6.19.6** P.P. 4/6

Send for Brochure 1

BUILD THESE PRACTICAL WIRELESS DESIGNS

CLUBMAN LENS CHASSIS MK I 89/8 MK II 72/6 MK III 45/- List No. 41

I.C. F.M. TUNER Dec. 1967 89/8 Pp. 2-2/6 Including RCA CA3014. List 40A.

SWITCHED F.M. TUNER Aug. 1967 77/6 Post 2/6. List 39.

CATALOGUE LATEST EDITION 240 pages, 6,000 items 1,000 illustrations

- ★ 25 pages of transistors and semiconductor devices, valves and crystals.
- ★ 150 pages of components and equipment.
- ★ 50 pages of microphones, decks and Hi-fi equipment.

The most comprehensive—Concise—Clear components Catalogue in Gt. Britain. Complete with 10/- worth Discount Vouchers Free with every copy.

Send today **8/6** Post 10/6



303 EDGWARE ROAD LONDON W.2

PHONE: 01-723 1008/9
Open Mon. to Sat. 9 a.m. - 6 p.m.
Thurs. 9 a.m. - 1 p.m.

WE CAN SUPPLY FROM STOCK MOST OF THE PARTS SPECIFIED FOR CIRCUITS IN THIS MAGAZINE. SEND LIST FOR QUOTATION.

HENRY'S RADIO LTD.

