

PRACTICAL WIRELESS

DECEMBER
1967

216

adaptable
low cost

HI-FI
system



ADCOLA

PRECISION (IM TEST)
"Big Name Brand"

SOLDERING INSTRUMENTS AND EQUIPMENT



DESIGNED FOR
THE AMATEUR'S
RADIO STATION

ILLUSTRATED
List No. 70 $\frac{1}{8}$ " BIT
IN
PROTECTIVE
SHIELD
List No. 68

for catalogue apply direct to:—

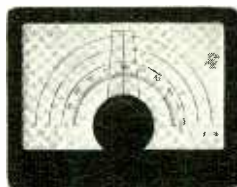
Sales and Service Dept.
ADCOLA PRODUCTS LTD.,
ADCOLA HOUSE,
GAUDEN ROAD,
LONDON, S.W.4

Telephone
01 622 0291

Telegrams
SOLJOINT LONDON SW4

JACKSON

the big name in PRECISION components



No. 6/36 DRIVE
Price 24/-

Incorporating the Dual Ratio Ball Drive providing 36-1 Slow drive and 6-1 Fast drive under one knob with co-axial control. Scale is calibrated 0-100 and an extra blank scale is provided for individual calibration. Overall size $4\frac{1}{2}$ x $3\frac{1}{2}$ in. The unit consists of aluminium back plate, drive unit, scale, spare scale, transparent cover, hair-line pointer, escutcheon and knob. Fits in front of panel which may be any thickness up to $\frac{1}{2}$ " (or more by providing longer screws).

It's reliable if it's made by Jackson!

JACKSON BROS. (LONDON) LIMITED

Dept. PW, KINGSWAY-WADDON, CROYDON, CR9 4DG
Phone Croydon 2754-5 (01-688). Grams Walfilco, Croydon

RADIO CONSTRUCTOR

BUILD THIS TRANSISTORISED
TELEPHONE AMPLIFIER



Full constructional details


2/6 NOVEMBER ISSUE 2/6
ON SALE NOW

From your newsagent or 3s. post paid from:
DATA PUBLICATION LTD., 57 MAIDA VALE,
LONDON W. 9.

Transistorised FM Tuner

CALLERS WELCOME

Demonstration without obligation at all branches



HIGH QUALITY:
LOW NOISE:
BATTERY OR MAINS
OPERATION

LATEST (Post 5/-) GARRARD

SRP12 (de-luxe de case)	£4.7.6
SP25 (de-luxe de case)	£9.19.0
AT6	£8.10.0
Model 1,000	£8.5.0
Model 2,000	£6.10.0
Model 3,000	£8.10.0
AT60 Mk. II	£12.10.0
AT70	£18.10.0
LAB80 Mk. II	£24.19.0
401	£27.19.0
Mono dual cartridges	12/8
Stereo ceramic cartridges	19/6

PLINTHS
Universal fitting de luxe Teak for SP25, 1,000, 2,000, 3,000, AT60 59/-
Ditto Perspex Clear £5.15.0
View Cover, Complete £5.15.0
LAB80, 401, Superb Teak/Perspex top finish plinth Normally £12.10. £9.19.0

This beautifully compact 6 transistor machine (size 6 x 4 x 2 1/2 in.) will give quieter, more interference free reception. Months of use from a standard 9 volt battery or its small power requirements can be drawn from any amplifier. Low noise freq. changer. Smooth 2 gang tuning feeding no less than three I.F. stages coupled to a double-tuned discriminator terminating in an L.F. stage giving ample output for all quality amplifiers.

REDUCED PRICE DUE TO HUGE SALES
£6.10.0
(3 FOR £18)

HITACHI DE LUXE TAPE RECORDERS

Limited UNREPEATABLE offer of these superb reproducers just in. All A.C. mains. Hi Fi heads, Hi flux speakers, dynamic mikes, sound level meters, tapes, spare spools, super single hand controls, instructions fabulous finish and performance.
TRA500 2 track 2 speed 5" spool compact. Normally £30.0. now only 18 Gns.
TRA505 4 track 1 1/2" and 3 1/2" 5" spools, 3 heads. Plays stereo records overcords and plays back 2 tracks simultaneously. Foot. 25 Gns. age indicator. 1 1/2" x 1 1/2" = 5 1/2", normally £50

8. Large semi-professional 50-13,500 CPS on 7" spools large **24 Gns.** splicer. Wt. 20 lbs. (lists £47.7.0).

BARGAIN PARCELS

Including variable condensers, i.f. coils, loudspeaker plug/socket, knobs, pots, condensers, resistors, nuts, bolts, cabinet fittings, switches, transformer choke, rectifier, transistors at a small fraction of list value. Due to heavy demand we now pack them in several sizes—be amazed—try one now.
3 lbs. (post 3/-) 9/-
17 lbs. (post 5/-) 17/6
14 lbs. (post 6/-) 29/-



FANTASTICALLY POPULAR

TAPE

We offer you fully tensilsed polyester/mylar and P.V.C. tapes of identical quality hi-fi, wide range recording characteristics as top grade tapes. Quality control manufacture. They are truly worth a few more pence than acetate, sub-standard, jointed or cheap imports **TRY ONE AND PROVE IT YOURSELF.**

Standard Play		Long Play	
3in. 150ft.	2/3	3in. 225ft.	2/8
4in. 300ft.	4/8	4in. 450ft.	5/8
5in. 600ft.	7/8	5in. 900ft.	10/8
5 1/2in. 900ft.	10/8	5 1/2in. 1,200ft.	13/-
7in. 1,200ft.	12/8	7in. 1,800ft.	18/8
Double Play		Triple Play	
3in. 300ft.	4/-	4in. 900ft.	25/-
4in. 600ft.	8/-	5in. 1,800ft.	25/-
5in. 1,200ft.	15/-	5 1/2in. 2,400ft.	34/-
5 1/2in. 1,800ft.	18/8	7in. 3,000ft.	44/-
7in. 2,400ft.	27/-	Quadruple Play	
		3in. 600ft.	8/8

Postage 1/- real.
Post Free less 5% on three reels.
Quantity and Trade enquiries invited.
NOTE: Large tape stocks at all branches

100 HI-STABS 9/-
1% to 5% 100Ω to 5MΩ.
CO-AX, low loss, 6d. yd., 25 yds 11/8;
50 yds. 22/-; 100 yds. 42/8. Plugs 1/3;

100 RESISTORS 6/6
SIZES—4-3 watt.

MICROPHONE CABLE. Highest quality black, grey, white, 9d. per yard.

100 CONDENSERS 9/6
Miniature Ceramic, Silver, Mica etc., 3pF to 5μF. LIST VALUE OVER £4.

PLEASE NOTE. A wide range of cabinets to callers at all branches.

25 ELECTROLYTICS 9/6
Assorted 2 to 500 mfd 6 to 400 volt. LIST VALUE OVER £5.

50 TAG STRIPS 7/6
Mixed sizes 2 to 15 watt.

25 POTENTIOMETERS 9/6
Including with switch, long and short spindle, pre-sets, log and lin. unused, 1k-2MΩ. LIST VALUE APPROX. £4.

CONNECTING WIRE 4/-
P.V.C. Bright Colours. Five 25ft. coils only.

MAINS-VOLTAGE Microsonic 7

7 TRANSISTOR RADIOS

Superhet, full medium wave coverage amazing volume, clarity and sensitivity from built-in PM speaker. Solid leather pocket wallet. Supplied with rechargeable cadmium cells (2 sets) and 230 VAC charger with 5 amp. plug. Fabulous present. Huge purchase enables us to offer the complete outfit at a fraction of market value. (If not amazed by the value and performance your money will be refunded 49/- if returned within 14 days).

Stockists of Leak, Quad, Chapman, Goodmans, Armstrong, Tripletone, Linear Rogers, Truvox, Ferragraph, Whatfedale, etc. etc.
Post: 1 lb. 1/8, 1 lb 2/6, 2 lb. 2/8, 4 lb. 3/8, 6 lb. 4/-, 14 lb. 5/6.

TECHNICAL TRADING

★ GUARANTEED VALVES ★

BY RETURN OF POST—GUARANTEED 3 MONTHS

Satisfaction or Money Back Guarantee on goods if returned untested within 14 days ALL VALVES ARE NEW UNLESS OTHERWISE INFORMED. FREE TRANSIT INSURANCE. POSTAGE 1 valve 9d. 2-11. 6d. per valve. Free over 18

114	2/6	6Q7G	7/-	30C15	11/6	ECC81	4/9	EZ81	6/-	PY88	7/-
154	4/9	6Q7GT	8/9	30C17	10/6	ECC82	5/6	FC4	8/-	PY800	7/-
2D21	5/6	6SJ7G	6/-	30F5	9/-	ECC83	6/-	GZ32	9/8	PY801	7/-
3Q4	6/3	6BL7GT	6/9	30FL1	9/9	ECC84	7/-	GZ34	10/8	PZ30	9/6
5U4G	8/-	6SN7GT	6/9	30L15	11/6	ECC85	5/6	K781	12/-	SP1	2/9
5Y3GT	6/6	6U4GT	9/8	30L17	11/8	ECC86	9/8	K783	5/9	TDD4	7/-
5Z4G	6/9	6V8G	4/9	30P4	11/8	ECC89	7/9	K786	19/8	U14/18	7/8
5Z4GT	9/6	6V6GT	6/9	30P12	9/6	ECC92	7/9	KTW61	5/9	U25	9/6
6/30L2	9/6	6X4	4/6	30PL1	11/-	ECC94	10/6	KTW63	5/-	U28	9/6
6A8G	7/8	6X5G	5/-	35A5	9/6	ECC81	9/8	KTZ63	7/-	U35	12/6
6AK5	4/9	6X5GT	6/9	35LEGT	8/8	ECL80	8/8	MU14	7/-	U191	12/6
6AQ5	5/-	7B6	11/8	35W4	9/6	ECL82	7/8	N37	9/6	U281	9/6
6AT8	6/-	7B7	7/6	35Z4GT	5/9	ECL83	10/8	N78	13/-	U282	15/-
6A0U	7/-	7C5	9/6	35LEGT	8/8	ECL86	9/6	N108	13/-	U801	19/-
6BA6	5/6	7C8	7/8	42	6/9	ECF38	4/9	PC66	9/6	UAB60	6/9
6BE6	5/6	7E7	7/8	80	8/9	EF9	7/9	PC97	7/9	UAF42	8/9
6BH6	6/6	7S7	14/8	148BHTA	19/8	EF40	10/-	PC384	6/5	UB41	6/6
6BJ6	7/-	7Y4	7/-	807	9/8	EF41	9/9	PC685	7/8	UB641	8/9
6BR7	9/6	10C1	11/-	955	3/8	EF42	6/9	PC688	11/9	UB801	6/9
6BW6	7/8	10C2	12/8	956	3/-	EF50	3/9	PC689	11/9	UBCF9	7/8
6BW7	5/-	10F1	7/8	AZ31	8/8	EF80	4/9	PC6189	9/9	UBF39	7/8
6C4	3/-	10LD11	14/8	DAF91	3/8	EF85	6/9	PCF90	6/9	UBL21	10/8
6C6	4/-	10P13	9/8	DAF96	7/8	EF86	7/8	PCF62	6/9	UC85	7/8
6C9	11/-	10P14	9/8	DF91	8/-	EF89	6/8	PCF56	8/3	UCF30	8/9
6CD6G	17/-	12AT6	6/8	DF98	7/8	EF91	3/8	PL82	7/9	UCB21	6/9
6D6	4/-	12AT7	4/9	DK91	5/8	EF183	8/-	PCL83	9/8	UCH42	6/8
6P1	6/6	12AU6	5/-	DK92	8/8	EF184	8/-	PCL84	9/-	UCH81	7/-
6P6G	5/-	12AU7	5/8	DK96	7/8	EL32	5/-	PCL85	9/8	UCL82	8/6
6P13	4/6	12AX7	6/-	DL92	6/-	EL33	12/-	PC186	9/6	UCL33	10/6
6P14	7/8	12BA6	7/8	EL84	6/8	EL84	11/6	PL36	8/8	UC41	9/-
6P15	9/6	12C6	6/8	DL96	7/8	EL41	8/9	PL39	11/-	UF42	6/8
6P23	8/-	12Z7GT	9/-	DT84	6/-	EL42	9/9	PL81	7/9	UF85	7/8
615G	4/-	12K7GT	5/-	DY87	6/-	EL84	6/8	PL82	5/9	UF89	6/9
635TG	6/8	12K8GT	9/8	EAB60	6/9	EM80	7/-	PL83	6/9	UL10	10/-
636	3/3	12Q7GT	6/8	EAF42	4/-	EM81	7/8	PL84	7/-	UL44	14/-
647G	5/6	12S7	5/8	E841	8/8	EM84	7/9	P31	7/8	UL46	10/8
637GT	9/6	13B7	14/8	E891	2/9	EY81	7/8	P32	9/8	UL84	8/6
6K7G	2/8	19A45	5/8	EB33	7/8	EY86	7/8	PY33	7/8	UM80	9/6
6K3GT	5/9	20D1	8/9	EB41	8/9	EY88	6/8	PY80	5/9	UY21	8/9
6K3GT	9/6	20P2	9/8	EB91	6/8	EZ40	7/8	PY81	5/9	UY41	7/-
6L1	9/8	20L1	18/-	EBF80	7/8	EZ41	8/8	PY82	5/8	UY85	5/6
6L6G	3/8	20P1	9/8	EBF89	7/-	EZ80	5/8	PY83	5/9	VB105	9/-
6L18	7/9	20P3	9/8	EP25	12/-	25L6GT	7/-	EBL21	11/-	VL150	5/6
6LD20	8/8	20P4	17/8	EP28	9/8	25Z4G	7/-	ECC40	9/8	X66	7/8

TRANSISTORS GUARANTEED TOP QUALITY

Mullard Matched Output	12/6		
Kits OC18D and 2-OC81			
R.F. Kits OC44, OC45	2 11/-		
3 transistors.			
AF114	8/6	OC44	5/-
AF115	8/-	OC45	4/6
AF116	6/-	OC72	5/-
AF117	5/6	OC81	5/-
AF127	5/6	OC81D	4/6
OC28	7/8	OC170	6/-
OC38	9/-	OC171	6/-

GERMANIUM DIODES

General Purpose miniature 8d.
detector or 8/6 doz.
Gold Bonded Top Grade 1/-
(9/6 doz.).

SILICON RECTIFIERS

Guaranteed performance. Top
Makes. Tested 250v. working
100mA 2/9 600mA 5/-
(3 for 6/8)

SPECIALS!

Factory fresh less Cartridges.
SRP12 110/230V 59/-
AT6 Mk.IIA 9 gns
AT60 10 gns
(De Luxe Heavy Turntable).
Mono first-grade Cartridges..... 12/8
Stereo Ceramic Cartridges..... 19/- extra.
EM1 4-spd heavy turntable player
200/250V with lightweight
pick-up (dual cartridges 49/-
10/- extra)
COLLARO 4 speed battery
Model Worth £7
With lightweight pick-up
(matching dual cartridge 49/-
10/- extra). Postage 5/- extra all models)

FREE FLOG LIST NO 2

SEND S.A.E. OR CALL AT ANY BRANCH FOR YOURS

NAME _____
ADDRESS _____
Block Capitals Please _____ PW 12
Mark square with cross if Flog List No. 1 also required.

CALLERS A very wide range of electronic components available at all branches. Your enquiries welcomed.

LONDON 10 Tottenham Court Road, W.1. Tel. MUSeum 2639

BRIGHTON Park Crescent Place. Tel. 880722

PORTSMOUTH 350-352 Fratton Road. Tel. 22034

SOUTHAMPTON 72 East Street. Tel. 25851

WORTHING 182 Montague Street. Tel. 2555

All Mail Orders to Brighton with names and addresses in BLOCK CAPITALS please.

Lasky's Radio

DON'T MISS THIS!

GREAT NEWS!

THIS YEAR LASKY'S CELEBRATE THEIR 35th ANNIVERSARY

35 Great Years of service to you based on fair prices and value

To celebrate our success and your satisfaction we are publishing a 12-page, fully illustrated colour

"35th Birthday Pictorial" Catalogue

Printed in large 16 x 11 in. modern magazine format—the "Birthday Pictorial" contains thousands of different items from our vast stocks of Radio, Hi-Fi, TV, Test Gear, Components, Communications and other equipment.

PLUS many bargain offers and prices exclusive to Lasky's

AND in addition every copy of the "Birthday Pictorial" is numbered and automatically enters you in our great "Birthday Draw" with over £100 in Gift Vouchers to be won.

All goods shown in the "Birthday Pictorial" are available over the counter from any of our branches—or by post to any address in the U.K. or overseas—bringing the benefits of shopping at Lasky's to you in your home.

PUBLICATION DATE—any moment now. Make sure of your copy NOW—just send your address and a 4d. stamp for postage.

A MUST FOR EVERY ELECTRONICS HOBBYIST AND HI-FI ENTHUSIAST!

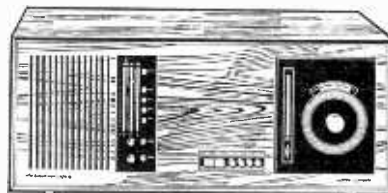


HUGE PURCHASE OFFER

DEFINITELY THE MOST AMAZING BARGAIN OF THE YEAR!!!

SHAUB-LORENZ

MUSIC CENTER MODEL 5001 COMBINED 126 TRACK TAPE RECORDER AND VHF/MW/LW/SW RADIO



An incomparable piece of equipment—combining 126 track tape recorder and 4 band radio in one unit of outstanding modern design. The recorder section of the Music Center gives an almost unbelievable 46 hours continuous unrepeat playing time—that's right 46 hours on 126 tracks.

Brief spec.: TAPE section: 20 transistor and 9 diode circuit, a wide magnetic tape records 126 separate tracks of 22 minutes each. Every track is able to record/replay instantly and runs from track one to 126 completely automatically so that you need not touch the machine for the total 46 hours record/replay time. Rewind time for each 22 minute track only 25 seconds. Tape speed 10.5 cm./sec. Frequency response 14–40,000 Hz. Inputs for direct recording from VHF, external microphone, record player. Pause control.

RADIO/AMPLIFIER Section: 7 transistors and 6 diode circuit, 4 bands VHF/Medium/Long/Short with exclusive "Auton control" which takes over the precise tuning into the station required. Bass and Treble controls. Output 10 watts. Built-in 10 in. speaker and tweeter. Sockets for extension speakers. Beautifully finished dark polished wood cabinet size 31 x 11 x 11 in. Brand New, Boxed and fully guaranteed.

Lasky's huge purchase enables us to offer this amazing equipment at a fantastic saving. Value over £200.

LASKY'S PRICE £61.19.0 Carriage and Package anywhere in the U.K. 30/-, IDEAL FOR CLUBS, DISCOTHEQUES AND ESPECIALLY THE HI-FI ENTHUSIAST

ANOTHER BULK PURCHASE SCOOP STEREO AM/FM RADIOGRAM CHASSIS BY FAMOUS GERMAN MAKER



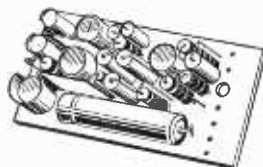
Long, medium and short wave bands coverage, plus VHF/FM multiplex. Piano key wave change, separate fly wheel tuning on AM and FM, bass, treble and balance controls, and magic eye tuning indicator. Ferrite rod aerial. The very latest printed circuitry. Output 5 watts per channel. Complete with multiplex decoder. 5 valves, line-up: ECC86, ECC801, ECC83, ELL80, EAF801. Full vision tuning scale size: 21 x 6 in. Overall dimensions: 21 x 6 1/2 x 8 in. Made to very highest standards.

LASKY'S PRICE £38.6.6 Carriage and Packing 10/-, ALSO AVAILABLE WITHOUT MULTIPLEX £33.12.0 C. & P. 8/6.

SPECIAL INTEREST ITEMS!

NEW—LASKY'S MINIATURE TRANSISTOR AMPLIFIER MODULES

Incorporating the very latest circuitry to provide high sensitivity and good quality in conjunction with extreme small size and compactness. High quality Newmarket transistors used throughout. All designed to operate on 9v. miniature battery Add 1/- on each for Post and Packing



TYPE LRPC 1. 3 transistor. Input sens. 50mV. Output 150mW. Output imp. 40Ω. Size 2 x 1 x 1/2 in. **PRICE 27/6**

TYPE LRPC 4. 5 transistor. Input sens. 150mV output 330mW output imp. 15Ω. Size 2 1/2 x 1 1/2 x 1/2 in. **PRICE 18/-**

TYPE LRPC 5. 6 transistor. Input sens. 8mV output 3W output imp. 3Ω. Size 6 1/2 x 1 1/2 x 1 in. **PRICE 59/6**

LRPC 9. High to Low input matching pre-amplifier. Input imp. 1 meg ohm output imp. 2 k/ohms. Size 1 1/2 x 1 1/2 x 1/2 in. **PRICE 10/6**

LRPC 10. Magnetic tape replay preamp. designed so that a 450 mH head can be matched into any of the audio amp. modules listed above. Size 2 1/2 x 1 1/2 x 1/2 in. **PRICE 10/6**

Note the LRPC 9 and 10 are ideal for use with the LRPC 1, 4 or 5 and are available at the reduced price of 7/6 if bought with the LRPC 4.

GORLER UT 340 FM/VHF TUNING HEART

Permeability tuned—covering 87 to 108 Mc/s. For use with one ECC85 valve. In metal case size 3 x 2 1/2 x 1 1/2 in. Circuit supplied.

LASKY'S PRICE 15/11 Post 2/-. ECC85 valve 9/- extra.

COMMUNICATION RECEIVERS

NOW AVAILABLE FOR THE FIRST TIME IN GREAT BRITAIN—TWO NEW

TRIO RECEIVERS

MODEL JR-500SE

This high performance receiver is made especially to cover the amateur bands and utilises a crystal controlled double heterodyne circuit for extra sensitivity and stability. **Brief spec.:** Covers all the amateur bands in 7 separate ranges between 3.5 and 29.7 Mc/s. Circuit uses 7 valves, 2 transistors and 5 diodes plus 8 crystals; output 8 and 500 ohm and 500 ohm phone jack. Special features: Crystal controlled oscillator • Variable BFO • VFO • AVC • ANL • S meter • SSB-CW • Stand-by switch • Special double gear dial drive with direct reading down to 1 kHz • Remote control socket for connection to a transmitter. Audio output 1 watt. For use on 115/250 V A.C. Mains. Superb modern styling and control layout—finished in dark grey. Cabinet size 7 x 13 x 10 in. Weight 18 lbs. Fully guaranteed, complete with instruction manual and service data.


LASKY'S PRICE £61.19.0 Carriage and Packing 12/6.



MODEL 9R-59DE

Brief spec.: 4 band receiver covering 550 Kc/s to 30 Mc/s continuous and electrical band spread on 10, 15, 20, 40 and 80 metres. 8 valve plus 7 diode circuit. 4/8 ohm output and phone jack. Special features: SSB-CW • ANL • Variable BFO • S meter • Sep. band spread dial • IF frequency 455 Kc/s • Audio output 1.5 W • Variable RF and AF gain controls. For use on 115/250 V A.C. Mains. Beautifully designed control layout finished in light grey with dark grey case, size: 7 x 15 x 10 in. Weight 19 lbs. Fully guaranteed, complete with instruction manual and service data.

LASKY'S PRICE £36.15.0 Carriage and Packing 12/6.



LASKY'S FOR SPEEDY MAIL ORDER SERVICE

Lasky's Radio

CONSTRUCTORS BARGAINS



LONG WAVEBAND COVER FOR THE SKYROVER

A simple additional circuit provides coverage of the 1100/1950M. bands (including 1500M. Light programme). This is in addition to all existing Medium and Short wavebands. All necessary components with construction data.

Only 10/- extra Post Free. This conversion is suitable for receivers that have already been constructed.

THE SKYROVER De Luxe

7 transistor plus 2 diode superhet, 6 waveband portable receiver covering the full Medium Waveband and Short Waveband 31-94M and also 4 separate switched bandspread ranges, 12M., 16M., 19M. and 25M., with Band Spread Tuning for accurate Station Selection. The coil pack and tuning heart is completely factory assembled, wired and tested. Superhet, 470 Kc/s. All Mullard Transistors and Diodes. Uses 4 U2 batteries. 5in. Ceramic Magnet P.M. Speaker. 500 mW Output. Telescopic and Ferrite Rod Aerial. Tone Control. Volume Control. Tuning Control and Waveband Selector. In wood cabinet, size 11½ x 8½ x 3in. covered with washable material, plastic trim and carrying handle. Car aerial socket fitted.

Can now be built for **£8.19.6** Post 5/- extra

H.P. Terms: 80/- deposit and 11 monthly payments of 12/8. Total H.P.P. £10.0.3.

Four U2 batteries 3/4 extra.

Data 2/8 extra; refunded if you purchase the parcel. All components available separately.

NEW! LASKY'S CLEAR PLASTIC PANEL METERS

Precision made in Japan by HOEGL. Each meter boxed and fully guaranteed with all fixing nuts and washers. Sizes are of front panel. Add 1/6 Post on each.

Type KR-52 3 x 2½in. (Illustrated)

1mA DC 22/6 100µA 47/8

5mA DC 22/6 500µA 37/8

300V DC 22/6 1mA 8 Meter 38/8

Type MK-38A 1½in. square

1mA DC 22/6 Type KR-65 3½ x 3in.

5mA DC 22/6 1mA DC 38/-

300V DC 22/6 5mA DC 35/-

100µA 22/6 300V DC 35/-

500µA 22/6 600µA 42/6

1mA 8 Meter 29/6 1mA 8 Meter 38/8

Type MK-45A 2in. square

1mA DC 25/- Type MK-65A 3in. square

5mA DC 25/- 1mA DC 38/-

300V DC 25/- 5mA DC 35/-

600µA 25/- 300V DC 35/-

1mA 8 Meter 35/- 600µA 38/8


1mA 8 Meter 37/8



TRANSISTOR FM TUNER CHASSIS

Fully tunable—range 88 to 108 Mc/s. Completely wired on printed circuit. 10-3 Mc/s. IF. 6 transistors and 3 diodes. Blow motion tuning drive. Size 6½ x 4 x 2½in. Operates from any 9v. D.C. source. Full data and circuit supplied.

LASKY'S PRICE £7.19.6 Post 5/- extra.



MULTIPLX ADAPTOR MODEL A1005M

Now you can enjoy stereo sound with the model A1005 FM Tuner above. Brief spec.: MPX input sensitivity 100mV. Output 150mV. Self powered by a 9v. battery. 4 transistor, and 6 diode circuit. Size 5½ x 2 x 2½in. Also suitable for use with other FM tuners with MPX input.

LASKY'S PRICE 99/6 Post 5/-.

PACKAGE PRICE FOR A1005 AND A1005M IF BOUGHT TOGETHER 11 GNS. Post 5/-.

SPECIAL PURCHASE—VALVE UHF TV TUNERS

Well known British makers surplus stocks. Now available for the first time to the Home Constructors. Add 2/8 Post and Packing on each.

In metal case size 4 x 6 x 1½in. Fully tunable—complete with PC38 and PC39 valves. LASKY'S PRICE 29/6 Without valves 7/6

TRANSISTORS ALL BRAND NEW AND GUARANTEED

GET 81, GET 85, GET 86 2/6; 873A, 874P 3/6; OC45, OC71, OC81D 4/6; OC44, OC70; OC76, OC81 5/6; (match pair 10/8); AF117, OC200 6/8; OC42, OC43, OC73, OC82D 7/8; OC201, OC204 15/-; OC205, PC206 19/8; OC28 24/8; OC76 8/-.

TRANSFILTERS by BRUSH CRYSTAL CO. Available from stock.

TO—01B 465 kc/s. ± 2 kc/s. TO—02D 470 kc/s. ± 1 kc/s. 9/6 each

TO—01D 470 kc/s. ± 2 kc/s. TF—01B 465 kc/s. ± 2 kc/s. Post 6d.

TO—02B 465 kc/s. ± 1 kc/s. TF—01D 470 kc/s. ± 2 kc/s. Post 6d.

Branches

207 EDGWARE ROAD, LONDON, W.2 Tel.: 01-723 3271

33 TOTTENHAM CT. RD., LONDON, W.1 Tel.: 01-636 2605

Open all day Saturday, early closing 1 p.m. Thursday

152/3 FLEET STREET, LONDON, E.C.4 Tel.: FLEet St. 2833

Open all day Thursday, early closing 1 p.m. Saturday

ALL MAIL ORDERS AND CORRESPONDENCE TO: 3-15 CAVELL ST., TOWER HAMLETS, LONDON, E.1 Tel.: 01-790 4821

SPECIAL INTEREST ITEMS!

JUST ARRIVED — FANTAVOX TAPE CASSETTE PLAYER

This machine is the first of its type and is designed specifically to replay pre-recorded tape cassettes made for the PHILIPS and other cassette systems. The cassette is simply slipped into the machine and is immediately ready to play. Each cassette gives over 40 minutes play (twin track), no loss of time in rewinding—simply turn cassette over. Constant tape speed 1½ i.p.s. Only two controls off/ play and vol. Fully transistorised, powerful vol., built in speaker, socket for personal earpiece. Operates on 6 penlight batteries. Very attractively styled shockproof plastic cabinet size 6½ x 4½ x 2in. with wrist strap. Complete with earpiece and batteries. There are now over 200 must-cassette titles available: jazz, pop, shows and classics. This machine allows you to play the music of your choice anywhere—anytime.



LASKY'S PRICE £8.19.6 Post 5/-

NEW VOICE ACTUATED MICROPHONE

MODEL B 5001

This new voice actuated microphone is designed for use with recorders with facilities for remote control. The microphone is fitted with a three position switch allowing normal hand remote control, voice sensitivity action and off. The degree of voice or sound level required to operate the recorder can be adjusted. The microphone is self powered by one 9V (PP3 type) battery giving 6 to 10 hrs. operating time. Super sensitive 6 transistor circuit. Strong black plastic case. Length 7½in. Designed for hand held use or lying flat. Fitted with 2.5 and 3.5 mm. plugs for fitting polarised sockets.



LASKY'S PRICE £6.19.6 Post 3/6

TWO BAND TRANSISTOR CAR RADIO BARGAIN! THE ROYAL CR-62

A new high quality imported all transistor superhet car radio that really breaks the quality/price barrier. A unique feature of this set are the four M/W band station preselection buttons which you yourself set to your own four favourite stations—this is in addition to full M/W band cover over 535-1605 Kc/s and full L/W band cover over 150-300 Kc/s (IF frequency 455 Kc/s.). Externally adjustable aerial trimmers ensure maximum output. Six transistor (including one drift type) and one diode circuit provides powerful 3W output.



The set is adjustable for use on either positive or negative ground 12V systems (external line fuse fitted). Standard mounting size 6½ x 6½ x 2in.—front panel ½in. larger all round—finished in anodised aluminium with black push buttons. Complete with mounting brackets, full installation instructions and 2 baffle boards (for round or elliptical speaker). Fully guaranteed.

LASKY'S PRICE £9.19.6 Post 5/-

6 x 4in. elliptical 8Ω dynamic speaker 17/8 extra—Post FREE.

SPECIAL OFFER—LOCKING CAR AERIAL Model 83003 five section 402 extension heavy chrome telescopic wing mounting type with unique locking device to protect the antenna when closed. Complete with mounting bracket, lead and plug and two "keys". LASKY'S SPECIAL PRICE 39/6 Post Free with the Royal CR-62. Post Sep. 2/6.

MUSICASSETTES

There are now over 200 Musicassette titles available—jazz—pop—shows—classics—on Philips, Mercury, Fontana, C.B.S., Pye, Eprisse, Chess, W.B., Kama Sutra, Page 1. Send S.A.E. for full list.

NEW INTERNATIONAL TAPE

FAMOUS AMERICAN MADE BRAND TAPE AT RECORD LOW PRICES

3in. Message tape, 150ft.	2 6	5½in. Long play, 1200ft. Acetate.	19 8
3in. Message tape, 225ft.	3 6	5½in. Standard play, 850ft. PVC.	11 6
3in. Message tape, 300ft.	7 6	5½in. Long play, 1200ft. Mylar.	15 0
3½in. Triple play, 600ft. Mylar.	10 0	5½in. Triple play, 2400ft. Mylar.	45 0
4in. Triple play, 900ft. Mylar.	17 6	7in. Standard play, 1200ft. Acetate.	18 6
5in. Double play, 1200ft. Mylar.	15 0	7in. Standard play, 1200ft. Mylar.	18 6
6in. Long play, 900ft. Acetate.	10 0	7in. Long play, 1800ft. Mylar.	19 6
6in. Standard play, 600ft. PVC.	8 6	7in. Double play, 2400ft. Mylar.	26 0
6in. Triple play, 1800ft. Mylar.	25 0	7in. Long play, 1800ft. Acetate.	15 0
6½in. Double play, 1800ft. Mylar.	23 6	7in. Triple play, 3600ft. Mylar.	50 0

P. & P. 1/- extra per reel. 4 reels and over Post Free

High Fidelity Audio Centres

42 TOTTENHAM CT. RD., LONDON, W.1 Tel.: 01-580 2573

Open all day Thursday, early closing 1 p.m. Saturday


118 EDGWARE ROAD, LONDON, W.2 Tel.: 01-723 9789

Open all day Saturday, early closing 1 p.m. Thursday



Eddystone EC10

All transistor communications receiver



Covering the 1.5 to 3.0 MHz maritime band and providing the maximum listening pleasure from medium-wave programmes, the fully tropicalized EC10 gives reliable reception, in any part of the world, of shortwave broadcasting, amateur, aeronautical and other services in the range of 550 kHz to 30 MHz. The 9-inch tuning scale has a calibration accuracy better than 1% while the logging scale and auxiliary vernier enables station settings to be recorded.

Primary Features: Sensitivity better than 5 μ V for a 15 dB signal-to-noise ratio, independent r.f, a.f and b.f.o controls, powered by U2, car, or boat batteries with optional a.c mains unit available. Light, rugged and housed in two-tone steel cabinet for use under adverse conditions. £53.


Comprehensive information from your Eddystone distributor or: Eddystone Radio Limited, Eddystone Works, Alvechurch Road, Birmingham 31. Telephone: Priory 2231. Telex: 33708

A MARCONI COMPANY

LTD/ED57

surprise

surprise



OLRUS ELECTRONICS LTD.

748 High Road, Leytonstone, London E11
Tel: 01-989-2751

FACTORY NEW FULLY GUARANTEED TRANSISTORS

2N1304	6/-	BC107	6/-	NKT408	10/-	OC41	6/-
2N1305	6/-	BC108	5/-	NKT773	6/-	OC42	5/-
2N2926	4/-	BC109	6/-	OA5	3/-	OC43	9/-
2N3705	7/6	BCY10	7/6	OA6	4/-	OC44	4/-
2N3819	18/-	BCY12	7/6	OA7	4/-	OC44M	5/6
28012	20/-	BCY31	13/6	OA10	3/-	OC45	3/6
28012A	25/-	BCY33	7/6	OA47	2/6	OC45M	4/-
28013	20/-	BCY34	3/6	OA70	2/-	OC46	5/6
AC107	10/-	BCY38	9/6	OA73	2/6	OC70	4/-
AC126	8/6	BFY17	7/6	OA79	2/6	OC71	3/-
AC127	7/6	BFY50	5/6	OA81	2/-	OC72	5/-
AC128	6/6	BFY51	7/-	OA86	2/6	OC73	6/-
AC176	7/6	BFY52	3/6	OA88	4/-	OC75	6/-
ACY18	8/6	BSY27	6/6	OA90	2/-	OC76	5/-
ACY18	5/6	BSY95A	4/6	OA91	2/-	OC77	3/-
AOY19	6/6	BY100	4/6	OA95	2/-	OC78D	2/6
AGY20	5/-	BZY219	10/-	OA200	2/6	OC81	5/-
AGY21	6/-	BZY218	6/-	OA202	3/6	OC81D	3/-
AOY22	3/6	CR8110	5/-	OA210	7/6	OC81M	5/-
AD140	16/-	CR8140	12/-	OA211	9/6	OC81DM	3/-
AD149	16/-	CR8310	7/6	OAZ200	11/-	OC81Z	6/-
AD181	3/-	CR8340	12/6	OAZ201	10/-	OC82	5/-
AD192	8/-	CR74	17/6	OAZ202	8/6	OC82D	3/-
ADY140	15/-	GET7	5/-	OAZ203	8/6	OC83	5/-
AF102	18/-	GET20	3/9	OAZ204	8/6	OC84	5/-
AF114	6/6	GET102	5/-	OAZ205	8/6	OC122	12/6
AF115	6/-	GET103	4/6	OAZ206	8/6	OC140	9/6
AF116	6/6	GET113	5/-	OAZ207	9/6	OC141	12/6
AF117	5/-	GET114	4/-	OAZ208	6/6	OC169	5/-
AF118	10/-	GET115	9/-	OAZ209	6/6	OC170	5/-
AF124	7/6	GET116	3/6	OAZ210	6/6	OC171	6/-
AF125	6/6	GET872	6/-	OAZ211	6/6	OC200	7/6
AF126	6/-	GET874	5/-	OAZ212	6/6	OC201	10/-
AF127	6/-	GET880	9/-	OAZ213	6/6	OC202	13/-
AF138	10/-	GET886	5/-	OAZ247	4/6	OC203	10/6
AF175	12/6	GET889	6/6	OAZ291	9/6	OC204	12/6
AF186	17/6	GET898	6/-	OC16	15/-	OC205	12/6
AF239	12/6	NKT121	3/8	OC19	7/6	OC206	17/6
AFY19	22/6	NKT0013	12/6	OC20	15/-	OCP71	15/6
AFZ11	17/-	NKT212	5/-	OC22	10/-	ORP12	12/6
AFZ12	10/-	NKT218	7/6	OC23	12/6		
ASY28	6/6	NKT218	6/-	OC24	15/-		
ASY28	6/6	NKT227	5/6	OC25	7/6		
ASY83	5/-	NKT274	5/-	OC26	6/-		
ASY86	6/6	NKT278	5/-	OC28	12/6		
ARZ20	7/6	NKT279	4/-	OC35	10/-		
ARZ21	12/6	NKT304	8/-	OC36	12/6		

S.A.E. FOR FULL VALVES LIST.

EDUCATIONAL DEMONSTRATION-INDUSTRIAL PLANNING OLRUS LOGICAL EXPERIMENT KIT.


CONTAINING:-

- | | |
|-------------------|------------------|
| 2 AND Gates | 1 LAMP |
| 2 OR Gates | 2 POTENTIOMETERS |
| 2 AMPLIFIERS | PHOTOTRANSISTOR |
| 1 RELAY DRIVE | THERMISTOR |
| 1 SCHMITT TRIGGER | REED SWITCH |
| 1 MONOSTABLE | POWER SUPPLY |
| 1 MULTIVIBRATOR | PANEL & CASE |
| 1 TIMER | PUSH SWITCHES |
| 1 INVERTER | RESISTORS |
| 1 RELAY | CAPACITORS ETO. |

S.A.E. for details

ELECTRONIC PROJECTS USING MODULES MANUAL 3/6.

PLUG IN LOGICAL MODULES



	BUILT	KIT
Amplifier	12/6	8/6
Inverter	11/6	8/-
AND gate	12/6	8/6
OR gate	12/6	8/6
Emitter follower	9/9	8/-
Schmitt trigger	17/6	11/6
Relay drive	18/6	12/-
Monostable	19/6	12/6
Power monostable	19/9	14/6
Timer	19/6	14/6
Shift	22/6	16/6
BI stable	28/-	19/6
Multivibrator	17/6	11/6
Binary decoder	9/6	8/-
Power supply for above	49/6	87/6

EXPLORER VHF FM-AM RECEIVER FULL KIT

£4.2.6 + 2/6 P. & P.

Perhaps you will be as surprised as the pundits when you hear the facts* about the BSR C1 ceramic cartridge "... another milestone on the public right-of-way to high fidelity"—said *The Gramophone*.

You could even be surprised to know that the BSR UA70 manual/automatic turntable unit is fitted with such a splendid cartridge and that its all round performance is equal to such high standards.

But maybe not... you could be one of those sensible people who knew all along that BSR don't just make a lot of autochangers but a lot of *very good* autochangers.

If you'd like to read the independent test reports write to Arthur Nicholls at:

BSR Limited,
Monarch Works, Cradley Heath, Warley, Worcs.



for better
sound reproduction

BSR UA70 SPECIFICATION

- Turntable
- WowLess than -2%
- Flutter.....Less than -06%
- Long term speed variation
Less than -5%
(mains voltage ± 10%)
- Rumble (ref.1kHz) —29 dB
- Pick-up arm
- Counterbalanced lightweight arm with calibrated tracking pressure control, integral cueing device and automatic lock.
- Tracking pressure (depending on cartridge) 2 grams. min.
- Cartridge
- The now famous C1 ceramic
- Compliance 5.2 × 10⁻⁶ cm/dynes
- Frequency response 20-15,000 Hz ± 2dB
- Standard UA70 player £12.18.3*
- C1 Ceramic Cartridge
- sapphire stylus £2. 7.0*
- diamond stylus £3. 1.9*

*Inc. P.T. surcharge

LINEAR

NEW RANGE OF SOLID STATE A.C. MAINS AMPLIFIERS

Employing only high grade components and transistors


If required an attractive wood cabinet with Satin Teak veneer finish can be supplied for any model. Price from 70s.

LT55 6 WATT AMPLIFIER

A High Fidelity unit providing excellent results at modest output levels.

Frequency Response 30-20,000 cps—2dB
Sensitivity 5 mv (max)
Harmonic Distortion 0.5% at 1,000 cps.

Output for 3-8-15 ohm Loudspeakers.
Input Sockets for "Mike," Gram and Radio Tuner/Tape Recorder.




Recommended Retail price **8 gns**
Size 9½ × 2½ × 5½ in.
Controls (5) Volume, Bass, Treble, Mains Switch, Input Selector Switch.

LTA15 15 WATT AMPLIFIER

High Fidelity Output switched inputs for Gram, "Mike," Tape, and Radio.

Frequency Response 10-40,000 cps—3dB
Bass Control +18dB to -16dB at 40 cps
Treble Control +17dB to -14dB at 14 Kc/s
Hum and Noise -80dB
Harmonic Distortion 0.2% at rated output.



Recommended Retail price **16 gns**
Size 9½ × 3½ × 5½ in.
Output for 3-8-15 ohm Loudspeakers.

Please send a stamped addressed envelope for full descriptive details of above units, also TUNER/AMPLIFIERS STEREO and MONO

Wholesale and Retail enquiries to:

LINEAR PRODUCTS LTD, ELECTRON WORKS, ARMLEY, LEEDS

AVAILABLE FROM YOUR LOCAL HI-FI DEALER


LT66 12 WATT STEREO AMPLIFIER

A twin channel version of the LT55 providing up to 6 watts High Fidelity output on each channel.

Switched Input Facilities Socket (1) Tape or crystal PU (2) Radio Tuner (3) Ceramic PU Microphone

Controls (6) Volume, Bass, Treble, Balance, Mains Switch, Input Selector Switch. Stereo/Mono Switch.

Facia Plate Rigid Perspex with black/silver background and matching black edged knobs with spun silver centres.




Recommended Retail price **15 gns**
Size 12 × 3½ × 6 in.

PTA30 HI-FI PUBLIC ADDRESS AMPLIFIER

A successor to our popular Concord 30 watt unit.

Input Sensitivity 2 mv (max)

- ★ Output 30 watts.
- ★ Output Terminals or Loudspeaker or combination of Speakers with total impedance between 3 ohms and 30 ohms.
- ★ Three individually controlled Jack Inputs for mixing purposes.



Recommended Retail price **20 gns**
Size 12 × 3½ × 6 in.
Housed in fully enclosed stove enamelled steel case. Controls Vol (1) Vol (2) Vol (3) with mains switch, Treble "lift" and "cut", Bass "lift" and "cut"

AN IDEAL UNIT FOR VOCAL AND INSTRUMENTAL GROUPS SUITABLE FOR ANY KIND OF "MIKE" AND INSTRUMENT PICK-UP, ALSO FOR RADIO, TAPE OR GRAM.



Containing 5 cores of non-corrosive flux, instantly cleaning heavily oxidised surfaces. No extra flux required. Ersin Multicore Savbit Alloy reduces wear of copper soldering iron bits.



SIZE 5 HANDY SOLDER DISPENSER
Contains 12 ft. coil of 18 s.w.g. Ersin Multicore Savbit Alloy.
2/6 each



SIZE 15
21 ft coil of 60/40 Alloy, 22 s.w.g. in a dispenser. Ideal for small components, transistors, diodes, etc.
3/- each



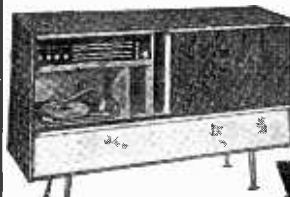
SIZE 12
Ideal for home constructors. Contains 102 ft. of 18 s.w.g. Ersin Multicore Savbit Alloy on a plastic reel. 15/- each



BIB MODEL 8 WIRE STRIPPER AND CUTTER
Strips insulation without nicking the wire, cuts wire and splits plastic twin flex. Plastic cushioned handles. 8/6 each

From Electrical or Hardware shops. If unobtainable write to: Multicore Solders Ltd., Hemel Hempstead, Herts.


COCKTAIL/STEREOGRAM CABINET £25



Polished walnut veneer with elegant glass fronted cocktail compartment, padded. Position for two 10in. elliptical speakers. Record storage space. Height 35½ in., width 52½ in., depth 14½ in. Legs 1gn. extra

STEREO RADIO-GRAM CABINETS £15


Superbly made and styled in Veneered English Walnut
LIFT UP LID TO CHANGER AND RECORD STORAGE COMPARTMENT
Position 8" x 5" Twin Speaker. Dimensions: 45 x 15½ x 15½. Legs 1 gn. Carr. 30/-
Other Models—Send for List



17in.—£11.10.0

3 Star Guarantee
★ Tube ★ Valves
★ Components Carr. 30/-

TWO-YEAR GUARANTEE EX-RENTAL TELEVISIONS



FREE ILLUSTRATED LIST OF TELEVISIONS
17" — 19" — 21" — 23"
WIDE RANGE OF MODELS
SIZES AND PRICES
DEMONSTRATIONS DAILY

TWO-YEAR GUARANTEED TUBES 100% REGUNNED

14in.—69/6 17in.—89/6
21in. and ALL SLIMLINE TUBES 99/6
EXCHANGE BOWLS. Carr. 10/6
EX MAINTENANCE TESTED TUBES
17in.—35/- Carr. 5/- (not slimline)

DUKE & CO. (LONDON) LTD.

621/3 Romford Road E.12

Tel. 01-478-6001/2/3

VALUABLE NEW HANDBOOK FREE TO AMBITIOUS ENGINEERS

Have you had *your* copy of "Engineering Opportunities" ?

The new edition of "ENGINEERING OPPORTUNITIES" is now available—without charge—to all who are anxious for a worthwhile post in Engineering. Frank, informative and completely up to date, the new "ENGINEERING OPPORTUNITIES" should be in the hands of every person engaged in any branch of the Engineering industry, irrespective of age, experience or training.

**On 'SATISFACTION or
REFUND of FEE' terms**

This remarkable book gives details of examinations and courses in every branch of Engineering, Building, etc., outlines the openings available and describes our Special Appointments Department.

**WHICH OF THESE IS
YOUR PET SUBJECT ?**

RADIO ENGINEERING
Advanced Radio — Gen.
Radio — Radio & TV
Servicing — TV Eng. —
Telecommunications — Sound
Recording — Automation —
Practical Radio — Radio
Amateurs' Exam.

ELECTRICAL ENG.
Advanced Electrical Eng. —
Gen. Electrical Eng. —
Installations — Draughts-
manship — Illuminating Eng.
— Refrigeration — Elem.
Electrical Science — Electrical
Supply — Mining Elec.
Engineering.

CIVIL ENGINEERING
Advanced Civil Eng. — Gen.
Civil Eng. — Municipal
Eng. — Structural Eng. —
Sanitary Eng. — Road Eng.
— Hydraulics — Mining —
Water Supply — Petrol Tech.

**WE HAVE A WIDE RANGE OF COURSES IN OTHER SUBJECTS IN-
CLUDING CHEMICAL ENG., AERO ENG., MANAGEMENT, INSTRU-
MENT TECHNOLOGY, WORKS STUDY, MATHEMATICS, ETC.**

Which qualification would increase your earning power?
A.M.I.Mech.E., A.M.S.E., A.M.I.C.E., A.M.I.E.R.E., B.Sc.,
A.M.I.P.E., A.M.I.M.I., A.R.I.B.A., A.I.O.B., A.M.I.Chem.E., A.R.I.C.S.,
M.R.S.H., A.M.I.E.D., A.M.I.Mun.E., CITY & GUILDS, GEN. CERT. OF
EDUCATION, ETC.

British Institute of Engineering Technology
453A ALDERMASTON COURT, ALDERMASTON, BERKSHIRE

THIS BOOK TELLS YOU

- * HOW to get a better paid, more interesting job.
- * HOW to qualify for rapid promotion.
- * HOW to put some letters after your name and become a key man . . . quickly and easily.
- * HOW to benefit from our free Advisory and Appointments Depts.
- * HOW you can take advantage of the chances you are now missing.
- * HOW, irrespective of your age, education or experience, YOU can succeed in any branch of Engineering.

**132 PAGES OF EXPERT
CAREER - GUIDANCE**

**PRACTICAL
EQUIPMENT**

Basic Practical and Theoretic Courses for beginners in Radio, T.V., Electronics, Etc. A.M.I.E.R.E. City & Guilds Radio Amateurs' Exam. R.T.E.B. Certificate P.M.G. Certificate Practical Radio Radio & Television Servicing Practical Electronics Electronics Engineering Automation

**INCLUDING
TOOLS**

The specialist Electronics Division of B.I.E.T. NOW offers you a real laboratory training at home with practical equipment. Ask for details.

B.I.E.T.

You are bound to benefit from reading "ENGINEERING OPPORTUNITIES", and if you are earning less than £30 a week you should send for your copy *now*—FREE and without obligation.

POST NOW!

TO B.I.E.T., 453A, ALDERMASTON COURT, ALDERMASTON, BERKSHIRE. *3d. stamp if posted in an unsealed envelope.*

Please send me a FREE copy of "ENGINEERING OPPORTUNITIES." I am interested in (state subject, exam., or career).

NAME

ADDRESS

WRITE IF YOU PREFER NOT TO CUT THIS PAGE



THE B.I.E.T. IS THE LEADING INSTITUTE OF ITS KIND IN THE WORLD

Litesold

20WATT SOLDERING INSTRUMENT



- **CONTROLLED TEMPERATURE**
Design holds max. temp. of 380°C. within close limits.
- **EASY BIT REPLACEMENT**
Simple, fast replacement of low-cost copper bits. Non-wearing PERMATIP bits cut servicing costs.
- **BEAUTIFULLY COMPACT**
Length 7 $\frac{7}{8}$ in. Weight 1 $\frac{1}{2}$ oz. Max. handle dia. 0.715 in.
- **UNEQUALLED PERFORMANCE**
Ideal for fast production soldering on the majority of modern electronic equipment.
- **ALL VOLTAGES**

The LITESOLD range includes six other models (10, 18, 25, 30, 35 and 55 watts), and many accessories. Please ask for colour catalogue L.10.

LIGHT SOLDERING DEVELOPMENTS LTD

28 Sydenham Road, Croydon, CR9 2LL
Telephone: 01-688-8589 & 4559



Armstrong


high fidelity sound

series 27

TUNER-AMPLIFIERS

for the

BUDGET SYSTEM



127 STEREO TUNER-AMPLIFIER (illustrated)	£40.1.6
127M MONO TUNER-AMPLIFIER	£29.18.9
227M MONO TUNER-AMPLIFIER	£40.1.6
OPTIONAL CASE, teak and vinyl hide	£3.15.9

Three tuner-amplifiers, identical in size and similar in styling, each with the same high performance AM-FM Tuner incorporated. The 227M provides 10 watts power output whilst the 127M, with 5 watts output, is designed for those whose power requirements are more modest. The 127 is the stereo version of 127M, having two amplifiers, each of 5 watts output. All three have similar facilities; pick-up and tape inputs, tape recording output, bass and treble tone controls.

For full details and technical specifications of all models, plus list of stockists, post coupon or write mentioning 12PW67.

ARMSTRONG AUDIO LTD., WALTERS ROAD, N.7
Telephone 01-607 3213


Name

Address

12PW67



The latest Eagle range is greater than ever!



It's now ready—the new Eagle Catalogue presenting “The Wonderful World of Electronics”. Hundreds of items for the Radio Hobbyist, Hi-Fi Enthusiast, Serviceman, Do-it-Yourself, etc. The widest ever choice of sensibly priced Electronic Components, Audio and Tape Accessories, Educational Projects, Home Lighting, Intercoms, Hi-Fi Amplifiers, Tuners, Tape Recorders, Loudspeakers and Speaker Systems all of which are fully illustrated together with technical specifications. There's something for everyone in Eagle's Wonderful World of Electronics so send for your copy now or call in at one of the 6000 Eagle Stockists today.

To: EAGLE PRODUCTS, Dept. P.W.12,
Coptic Street, London, W.C.1

Please send me catalogue of the entire “Eagle”
range. I enclose 5s.

Name

Address.....
.....
.....

HI-FI AMPLIFIERS — TUNERS — RECORD PLAYERS

20+20
STEREO
AMP.
AA-22U



GARRARD
PLAYER
AT-60



10W
POWER
AMP.
MA-12



9+9W
STEREO
AMP.
S-99



TRANSISTOR MIXER. Model TM-1. Four channels. Battery operated. Kit £11.16.6. Assembled £16.17.6

TRANSISTOR STEREO AMPLIFIER, Model AA-22U. 20 + 20W ± 1dB over 15 to 30,000 c/s into 8Ω. 5 stereo inputs each channel. Versatile controls. 20 transistor, 10 diode circuit. Modern low silhouette styling . . . matches AFM-1, AFM-2 Tuners. Kit £39.10.0. Assembled £57.10.0 (Cabinet £2.5.0 extra).

GARRARD AUTO/RECORD PLAYER. Model AT-60, less cartridge £14.12.10. With Decca Deram pick-up £19.7.4 incl. P.T.

LOW-COST MONO AMPLIFIER, Model MA-5. 5W. Built in pre-amp. Inputs for Gram, Radio. Separate bass, treble, volume controls. Easy printed circuit construction. Modern functional appearance. Kit £11.9.6. Assembled £15.15.0

HI-FI MONO AMPLIFIER. Model MA-12. 10W output, wide freq. range, low distortion. Use with control units. Models UMC-1 (Mono) or USC-1 (Stereo). Kit £12.18.0 Assembled £16.18.0

CONTROL UNITS. Mono, UMC-1. Kit £9.2.6. Assembled £14.2.6. Stereo, USC-1. Kit £19.19.0. Assembled £27.5.0.

DE LUXE STEREO AMPLIFIER, Model S-33H. 3 + 3W output. Three stereo inputs . . . ceramic/crystal pickup, radio tuner and aux. Separate bass, treble, volume and balance controls. Easy printed circuit construction. Attractive styling. Kit £15.17.6 Assembled £21.7.6

HI-FI STEREO AMPLIFIER, Model S-99. 9 + 9W output. Ganged controls. Stereo/Mono gram, radio and tape inputs. Push-button selection. Printed circuit construction. Matches FM-4U and AFM-1 tuners in styling. Kit £28.9.6 Assembled £38.9.6



ENJOY YOURSELF & SAVE MONEY

Finished models provide years of superlative performances

HIGH PERFORMANCE CAR RADIO CR-1



Superb long and medium wave entertainment wherever you drive. Complete your motoring pleasure with this compact outstanding unit.

● 8 Latest semi-conductors (6 transistors, 2 diodes) ● For 12 volt positive or 12 volt negative earth systems ● Powerful output (4 watts) ● Pre-assembled and aligned tuning unit ● Push-button tone and wave change controls ● Positive manual tuning ● Easy circuit board assembly ● Instant operation, no warm-up time ● Tastefully styled to harmonise with any car colour scheme ● High quality output stage will operate two loudspeakers if desired. Can be built for a total price.

Kit (less spkr.) £12.17.0 incl. P.T. (6" x 4" LS £1.4.5 extra).

RADIOS



Oxford



UXR-1

"OXFORD" LUXURY PORTABLE Model UXR-2. 7 transistor, 3 diode circuit. 7" x 4" LS. Push button LW/LM and Tone. Specially designed for use as a domestic or personal portable receiver. Many features, including solid leather case.

Kit £14.18.0 incl. P.T.

TRANSISTOR PORTABLE. Model UXR-1. Pre-aligned I.F. transformers. printed circuit. Covers L.W. and M.W. Has 7" x 4" loudspeaker. Real hide case.

Kit £12.11.0 incl. P.T.

JUNIOR EXPERIMENTAL WORKSHOP Model EW-1. More than a toy! Will make over 20 exciting electronic devices, incl.: Radios, Burglar Alarms, etc. 72 page Manual. The ideal present!

Kit £7.13.6 incl. P.T.

TRANSISTOR STEREO FM TUNER. Elegantly designed to match the Stereo Amplifier, model AA-22U seen above. Many special features include built-in power supply. Available in two units sold separately, can be built for a TOTAL PRICE KIT (STEREO) £24.18.0 incl. P.T. Cabinet £2.5.0 extra. (MONO) version £20.19.0 Kit.

SEE HEATHKIT MODELS AT THE HEATHKIT CENTRE
233 Tottenham Court Road, London
Tel. 01-636-7349

Open Mon.-Fri. 9 a.m.—5.30 p.m. (Sat. 9 a.m.—1.0 p.m.)

OPENING SHORTLY THE HEATHKIT CENTRE
17-18 St. Martins House, Bull Ring, Birmingham, 5

TEST INSTRUMENTS

Our wide range includes:

3" LOW-PRICED SERVICE OSCILLOSCOPE. Model OS-2. Compact size 5" x 7½" x 12" deep. Wt. only 9½lb. "Y" bandwidth 2 c/s-3 Mc/s ± 3dB Sensitivity 100mV/cm. T/B 20 c/s-200 kc/s in four ranges, fitted mu-metal CRT Shield. Modern functional styling. Kit £23.18.0 Assembled £31.18.0

5" GEN.-PURPOSE OSCILLOSCOPE. Model 10-12U. An outstanding model with professional specification and styling. "Y" band width 3c/s-4.5 Mc/s ± 3dB. T/B 10 c/s-500 kc/s. Kit £35.17.6. Assembled £45.15.0

DE LUXE LARGE-SCALE VALVE VOLTMETER. Model 1M-13U. Circuit and specification based on the well-known model V-7A but with many worth-while refinements, 6" Ernest Turner meter. Unique gimbal bracket allows operation of instrument in many positions. Modern styling.

Kit £18.18.0 Assembled £26.18.0

VALVE VOLTMETER. Model V-7A. 7 voltage ranges d.c. volts to 1,500 A.C. to 1,500 r.m.s. and 4,000 peak to peak. Resistance 0.1Ω to 1,000MΩ with internal battery. D.C. input resistance 11MΩ. dB measurement, has centre-zero scale. Complete with test prods, leads and standardising battery.

Kit £13.18.6 Assembled £19.18.6

MULTIMETER. Model MM-1U. Ranges 0-1.5V to 1,500V a.c. and d.c.; 150μA to 15A d.c.; 0-2Ω to 20MΩ 4½" 50μA meter.

Kit £12.18.0 Assembled £18.11.6

R.F. SIGNAL GENERATOR. Model RF-1U. Up to 100 Mc/s fundamentals and 200 Mc/s on harmonics. Up to 100mV output. Large accurate calibrated dial scales. Factory wired and aligned coil and band switch assemblies. Ideal for the service shop. Kit £13.18.0. Assembled £20.8.0.

TV ALIGNMENT GENERATOR. Model HFW-1. Covers 3-6 Mc/s—220 Mc/s with 0-42 Mc/s max. sweep width. Stable all-electronic sweep circuit. Built-in marker oscillators—5 Mc/s crystal and 20 to 60 Mc/s variable. AGC circuit. Positive action return trace blanking. Kit £38.18.0. Assembled £49.15.0.

TRANSISTOR POWER SUPPLY. Model IP-20U. Up to 50V, 1-5A output ideal for Laboratory use. Compact size. Kit £35.8.0 Assembled £47.8.9



OS-2




VVM, 1M-13U



V-7A



RF-1U



HFW-1

Prices and specifications subject to change without notice

VALVE TUNERS



★ **HI-FI FM TUNER. Model FM-4U.** Covers 88-108 Mc/s. Fly-wheel tuning. Pre assembled and aligned. R.F. tuning unit (£2.15.0 incl. P.T.) with I.F. output of 10.7 Mc/s and I.F. amplifier unit, with power supply and valves (£13.13.0). For free standing or cabinet mounting. Total Kit **£16.8.0**

★ **HI-FI AM/FM TUNER. Model AFM-1.** Covers AM 16 to 50 200-550 and 900-2000 metres FM 88-108 Mc/s. Pre-aligned Tuning Heart (AFM-T1—£4.13.6 incl. P.T.) and I.F. amplifier (AFM-A1—£22.11.6). Printed circuit board, 8 valves. Built-in power supply. Total Kit **£27.5.0**


★ Models available in two units for your convenience.

MULTIPLEX DECODER. Model SD.1. Convert above models to stereo at low cost. Transistorised circuit. Self powered. Compact, matching unit. Kit **£8.10.0.** Assembled **£12.5.0.**

LATEST MODELS



STEREO AMPLIFIER, TS-23



AVON SPEAKER

Low-priced 3 + 3 watt TRANSISTOR AMPLIFIER, TS-23
Breaks the price barrier in quality stereo amplifier cost. Incorporates all the essential features for good quality reproduction from gram, radio and other sources. 3W rms (15Ω) each channel. Good frequency response. Modern, compact, slim-line styling. Ganged controls. 6 position selector switch. 16 transistor, 4 diode circuit. Walnut veneered cabinet, optional extra. Kit (Amplifier) **£17.15.0** Cabinet **£2.0.0** extra.

Good performance from a Mini speaker with the 'AVON' BOOKSHELF SPEAKER SYSTEM. Occupies the minimum space consistent with first class reproduction. Only 7½" x 13½" x 8½" deep. Two special speakers 6½" BASS, 3½" HF unit and crossover network. Kit **£4.18.0** incl. P.T. Walnut veneered, Fully finished cabinet, kit **£8.18.0.** TOTAL PRICE KIT **£13.16.0** incl. P.T.

Build Britain's Best Electronic Kits



No special kit-building skills or Electronic knowledge required

SPEAKER SYSTEMS



SSU-1

HI-FI SPEAKER SYSTEM. Model SSU-1. Ducted-port bass reflex cabinet "in the white". Two speakers. Vertical horizontal models with legs, Kit **£12.12.0** without legs, Kit **£11.17.6** incl. P.T.



Berkeley


The **BERKELEY SLIM-LINE SPEAKER SYSTEM**, fully finished walnut veneered cabinet for faster construction. Special 12" bass unit and 4" mid/high frequency unit. Range 30-17,000 c/s. Size 26" x 17" only 7½" deep. Modern attractive styling. Excellent value. Kit **£19.10.0** Assembled **£24.0.0**

COTSWOLD SPEAKER SYSTEMS. Outstanding performance for price.
MFS: Size 36" x 16½" x 14" deep. Kit **£25.12.0** Assembled **£33.17.0**
STANDARD: Size 26" x 23" x 14½" deep. Kit **£25.12.0** Assembled **£33.17.0**

- Deferred terms available in UK over £10.
- Extended terms over £75 UK only.
- Full specification sheet of any model available upon request
- Prices quoted are Mail Order, retail prices in general slightly higher.

New! Portable Stereo Record Player, SRP-1

Automatic playing of 16, 33, 45 and 78 rpm records. All transistor—cool instant operation. Dual LP/78 stylus. Plays mono or stereo records. Suitcase portability. Detachable speaker enclosure for best stereo effect. Two 8in. x 5in. special loudspeakers. For 220-250v ac mains operation. Overall cabinet size 15 7/8" x 3 3/8" x 10 1/2" in.




Compact, economical stereo and mono record playing for the whole Family—plays anything from the Beatles to Bartok. All solid-state circuitry gives room filling volume.

Kit **£27.15.0** Assembled price on request.

"AMATEUR" EQUIPMENT

80-10m TRANSMITTER, DX-40U. Power inputs 75W. C.W., 60W peak CC phone. Output 40W to aerial. Provision for VFO. Kit **£29.19.0** Assembled **£41.8.0**



DX-40U

AMATEUR BANDS RECEIVER Model RA-1. To cover all the Amateur Bands from 160-10 metres. Many special features, including: half-lattice crystal filter; 8 valves; signal strength "S" meter; tuned R.F. Amp. stage. Kit **£39.6.6** Assembled **£52.10.0**



RA-1

160-10M TRANSMITTER. Model DX-100U. Careful design has achieved high performance and stability. Completely self-contained. Kit **£81.10.0** Assembled **£106.15.0**



Send for this Catalogue it's FREE

36 pages, many models in colour... Hi-Fi Audio, Radio... Amateur gear, Britain's largest selection of top quality, electronic kits.

Mail for your own copy Today! →

To DAYSTROM LTD. Gloucester. Tel. Glos. 20217.
Please send me FREE CATALOGUE YES/NO
Further details of model(s)

NAME

ADDRESS

DEPT. P.W.12

VIKING TRANSISTOR

40-50 WATT AMPLIFIER

OPERATING INSTRUCTIONS GENERAL. An extremely reliable lightweight amplifier capable of giving 40-50 watts of undistorted sound, made possible by the use of the latest semi-conductors (transistors) and techniques which ensure space-age reliability under the most rugged conditions. It is designed as a general purpose amplifier particularly suitable for use with musical instruments that require exceptionally high treble response (not recommended for Bass Guitar). Tremolo facilities are available on Channel 1 only. **INPUTS—CONTROLS—CHANNEL 1 (Tremolo):** this contains two high gain input jack sockets controlled by Volume Control 1 which is mounted directly above the two sockets marked tremolo. **BASS 1:** gives a controlled boost to the lower frequencies on Channel 1 only. **TREBLE 1:** gives a controlled boost to the high frequencies on Channel 1 only. **TREMOLO:** this operates on Channel 1 only and the variations of intensity and speed of the Tremolo beat is adjusted by the controls **DEPTH** and **SPEED**. A socket is provided in the rear of the amplifier so that the Tremolo may be switched on and off by the use of a footswitch plugged into the socket. If you wish the Tremolo to be used without the foot-switch, this is possible as the footswitch is only used to short out the effect. **INPUTS AND CONTROLS—CHANNEL 2 (Normal):** this contains two high gain input jack sockets controlled by Volume Control 2 which is mounted directly above the sockets marked Normal. **TREBLE 2:** gives a controlled boost to the treble frequencies on Channel 2 only. **MAINS VOLTAGE:** fully adjustable, 200-250 volts, A.C. 50 cycles. **POWER OUTPUT:** 40-50 watts sine wave British rating. Very little distortion. **OUTPUT IMPEDANCE:** 3 ohms. Price 21 gns. plus £1 postage and packing.



VALVE VERSION OF THE ABOVE AMPLIFIER 40-50 watt, A.C. mains 200/250 volts for 3 and 15 ohm speakers. Price 27 gns. plus £1 postage and packing (No tremolo facilities on this amplifier).



POCKET MULTI-METER

Size 3½ x 2½ x 1½ in. Meter size 2½ x 1½ in. Sensitivity 1000 O.P.V. on both A.C. and D.C. volts. 0-15, 0-150, 0-1000. D.C. current 0-150mA. Resistance 0-100kΩ. Complete with test prods, battery and full instructions, 42/6. P. & P. 3/6. **FREE GIFT** for limited period only. 30 watt Electric Soldering Iron value 15/- to every purchaser of the Pocket Multi-Meter.


600 mW SOLID STATE 4-TRANSISTOR AMPLIFIER

Features NPN and PNP Complementary Symmetrical Output Stage. The elimination of transformer ensures maximum efficiency and frequency response. Automatic heat compensation. Combined AC/DC feed back. Class B output stage, i.e. output power is proportional to total current consumption, this ensures long battery life. Under no signal condition (I_Q) current drain is approx. 12mA at 9 volts (4mA in the output pair). Printed circuit construction, size 2½" x 3" x 7/8". Speaker output impedance 12 ohms. Output power 600mW at 5% distortion, 400mW at 2-5% distortion, 750mW at 10% distortion. Supply 9 volts. Total current consumption at a reasonable listening level approx. 35-40mA at full power (speech and music), average 65mA. Sensitivity for 50mW output is 10mV. Frequency response -3dB points 90c/s and 12Kc/s. Price 15/-, plus 1/- P. & P. 7" x 4" speaker to suit, 13/6 plus 2/- P. & P.

Features NPN and PNP Complementary Symmetrical Output Stage. The elimination of transformer ensures maximum efficiency and frequency response. Automatic heat compensation. Combined AC/DC feed back. Class B output stage, i.e. output power is proportional to total current consumption, this ensures long battery life. Under no signal condition (I_Q) current drain is approx. 12mA at 9 volts (4mA in the output pair). Printed circuit construction, size 2½" x 3" x 7/8". Speaker output impedance 12 ohms. Output power 600mW at 5% distortion, 400mW at 2-5% distortion, 750mW at 10% distortion. Supply 9 volts. Total current consumption at a reasonable listening level approx. 35-40mA at full power (speech and music), average 65mA. Sensitivity for 50mW output is 10mV. Frequency response -3dB points 90c/s and 12Kc/s. Price 15/-, plus 1/- P. & P. 7" x 4" speaker to suit, 13/6 plus 2/- P. & P.

8-watt 4-valve PUSH-PULL AMPLIFIER & METAL RECTIFIER

Size: 9" x 6" x 1½". A.C. Mains, 200-250V, 4 valves. For use with Std. or L.P. records, musical instruments, all makes of pick-ups and mikes. Output 8 watts at 5 per cent of total distortion. Separate bass and treble lift control. Two inputs with controls for gram. and mike. Output transformer tapped for 3 and 15 ohm speech coils. Built and tested. £4.4.0. P. & P. 11/-, 8" x 5" speaker to suit price 14/6 plus 1/6 P. & P. Crystal mike to suit 12/6 plus 1/6 P. & P.



GEC KETTLE ELEMENT

3,000W WITH AUTOMATIC EJECTION 200/240 v. Size of hole required 1 1/8". List Price 32/- Our PRICE 15/- P. & P. 1/6.



RADIO & TV COMPONENTS (Acton) LTD

21c High Street, Acton, London, W3

Shop Hours 9 a.m.—6 p.m. Early Closing Wednesday

Goods not despatched outside U.K. Terms C.W.O.

All enquiries Stamped Addressed Envelope

Also at 323 EDGWARE ROAD, LONDON, W.2. Personal shoppers only. Early Closing Thursday. All orders by post to our Acton address.

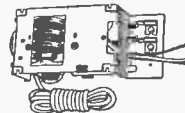
STAR SR 150 COMMUNICATION RECEIVER

Frequency range: 535Kc/s-30Mc/s. 4 wavebands. 5 valve superhet. Incorporates BFO, bandspread tuning, "S" meter, external telescopic aerial and ferrite aerial. Built-in 4in. speaker. Easy-to-read dial. For 240V A.C. operation. Complete, brand new, with full instruction manual. 15 gns., P. & P. 10/-.



TRANSISTORISED 1½ WATT AMPLIFIER

Incorporating Mullard transistors type: 2, AC128's, 2, OC75's, and 2, AA129's. Separate bass and treble volume controls. Complete with Power Supply AC mains, 240V. Size 7½" x 3½" x 2". Price 50/- plus 2/6 P. & P.




ANTI-THIEF CAR BURGLAR ALARM

The Melguard Safermatic consists of an electrical device housed in small metal box 4" x 2" x 1½", which has been designed and developed to provide protection required by the average motorist at an economic cost. Using this system, an alarm and the immobilised condition is set automatically as soon as you park the car. Should you leave the key in the ignition, no one but you can drive the car away. Upon entering the vehicle the method of starting the car is by switching on the ignition, depressing two hidden switches, and simultaneously operating the starter. Location of the switches is known only to you. Should the alarm be set off it can be stopped by following the normal starting procedure. For 12V operation. List price 79/6, our price 29/6 plus 2/6 P. & P. Full easy-to-follow instructions supplied.

3 to 4 Watt AMPLIFIER

3-4 watt Amplifier built and tested. Chassis size 7 x 3½ x 1in. Separate bass, treble and volume control. Double wound mains transformer, metal rectifier and output transformer for 3 ohms speaker. Valves EOC81 and 6V6. £2.5.0 plus 5/6 p. & p. The above in Kit Form, £1.14.6 plus 5/6 p. & p.



"MUSETTE" 6-Transistor Superhet Portable Radio

★ 2½" Speaker. ★ 6 Transistor Superhet Output 200mW. ★ Plastic Cabinet in red, size 4½" x 3" x 1½" and gold speaker louvre. ★ Horizontal Tuning Scale. ★ Ferrite Rod Internal Aerial. ★ IF 460 kc/s. ★ All components Ferrite Rod and Tuning Assembly mount on printed board. ★ Operated from PP3 Battery. ★ Fully comprehensive instructions and point-to-point wiring diagram. ★ Printed Circuit Board. ★ Tunable over medium and long waveband. ★ Car aerial and earpiece socket.



Price 39/6, inc. carrying strap. Circuit Diagram 2/6 free with parts. P. & P. 3/6.

NEW TRANSISTORISED SIGNAL GENERATOR

Size 5½ x 3½ x 1½ in. For IF and RF alignment and AF output 700 c/s frequency coverage 400 kc/s to 2 mc/s in switched frequencies. Ideal for alignment to our Elegant Seven and Musette. Built and tested. P. & P. 39/6



BSR TAPE DECKS 200/250V A.C. mains

Type TD2 Tape speed 3½ twin track, £5.19.6. Type TD10 2-track, 3 speed, plus rev. counter—£7.19.6. Type TD10 4-track, 3 speed, plus rev. counter—£9.5.0. P. & P. on each 7/6.



FIRST QUALITY P.V.C. TAPE

5½" Std. 850ft. 9/-	5" L.P. 850ft. ..10/6
7" Std. 1200ft.11/6	3" T.P. 600ft. ..10/6
3" L.P. 240ft. 4/-	5" T.P. 1800ft. ..25/6
5½" L.P. 1200ft.11/6	5½" T.P. 2400ft. ..32/6
7" L.P. 1800ft.18/6	7" T.P. 3600ft. ..42/6
5½" D.P. 1800ft.18/6	4" T.P. 900ft. ..15/-

P. & P. on each 1/6, 4 or more post free.

EXTRACTOR FAN



AC Mains 230/250 v. complete with pull switch. Size 6" x 6" x 4". Price 27/6 plus 5/- P. & P.

GEC DOORBELL

Complete with mains transformer 240v. AC & bell push. Price 12/6 plus 5/6 P. & P.



Elegant Seven Mk II A COMBINED PORTABLE and CAR RADIO

SPECIAL OFFER

Buy yourself an easy to build 7 transistor radio and save at least £10.0. Now you can build this superb transistor superhet radio for under £4.10.0. No one else can offer such a fantastic radio with so many de luxe star features.

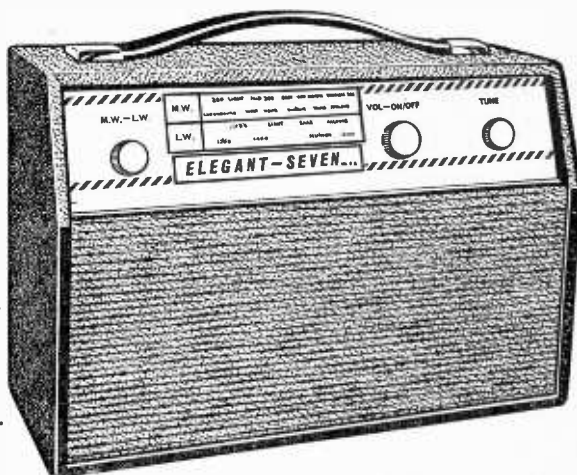
- ★ De luxe wooden cabinet size 12½" x 8½" x 3½".
- ★ Horizontal easy to read tuning scale printed grey with black letters, size 11½" x 2"
- ★ High 'Q' ferrite rod aerial.
- ★ I.F. neutralization on each separate stage.
- ★ D.C. coupled push pull output stage with separate A.C. negative feedback.
- ★ Room filling output 350mW.
- ★ Ready etched and drilled printed circuit board back printed for fool proof construction.
- ★ Fully comprehensive instructions and point-to-point wiring diagrams.
- ★ Car aerial socket.
- ★ Fully tunable over medium and long wave, 168-535 metres and 1250-2000 metres.
- ★ All components ferrite rod and tuning assembly mount on printed board.
- ★ 5" P.M. speaker.
- ★ Parts list and circuit diagram 2s. 6d. free with parts.

ONLY **£4.4.0**

Plus 7/6 P. & P. Parts List and circuit diagram 2/6 FREE with parts.

POWER SUPPLY KIT

To purchasers of 'Elegant Seven' parts, incorporating mains transformer, rectifier and smoothing condenser. A.C. mains 200/250 volts. Output 9v 100mA. 9/6 extra.



RADIO & TV COMPONENTS (ACTON) LTD.

All orders by post to be sent to our Acton address

323 EDGWARE ROAD, LONDON, W2

Personal shoppers only. Early closing Thursday.

21C HIGH STREET, ACTON, LONDON, W3

OPEN 9 a.m.—6 p.m. INCLUDING SATS. EARLY CLOSING WED
GOODS NOT DESPATCHED OUTSIDE U.K. TERMS C.W.O.

All enquiries stamped addressed envelope

CONCORD RECORDING TAPES

3 in. Std.	3/11	5 in. D.P.	15/-
3 in. L.P.	4/11	5½ in. L.P.	15/-
3½ in. T.P.	12/6	5½ in. D.P.	19/6
5 in. Std.	10/-	7 in. L.P.	18/-
5 in. L.P.	12/6	7 in. D.P.	22/6

These tapes are top quality and not cheap sub-standard.
Post 1/6 per tape. Post free on 4 tapes or more.

TRANSISTORS at bargain prices!

OC22 9/6	OC77 4/6	AC127 3/6	BCY34 5/9
OC23 10/-	OC78 4/-	AC128 3/6	BCY38 5/9
OC25 9/-	OC78D 4/-	AD140 10/6	BFY50 5/9
OC26 9/6	OC81 3/6	AF114 5/3	BFY51 4/6
OC28 10/-	OC81D 3/6	AF115 5/-	BFY52 5/9
OC30 10/-	OC82 3/6	AF116 5/-	BYZ12 5/9
OC35 12/6	OC82D 3/6	AF117 4/6	BYZ13 5/3
OC36 12/6	OC84 5/6	AF118 4/-	BYZ16 10/-
OC38 12/6	OC123 5/-	AF119 4/-	GET103 4/6
OC44 3/6	OC169 4/6	AF125 4/6	GET113 4/6
OC45 3/6	OC170 4/6	AF127 4/6	GET116 7/6
OC46 4/-	OC171 4/6	AFZ12 6/6	GET887 5/-
OC70 3/6	OC172 4/6	BCY10 5/3	GET889 5/-
OC71 3/6	OC200 7/6	BC107 8/3	GET890 5/-
OC72 3/6	OA81 2/6	BCY12 5/3	GET897 5/-
OC75 3/6	AC107 6/6	BCY33 5/-	GET898 5/-
OC76 4/-	AC126 3/6		

C.W.O., P. and P. 2/- in £ Min. 1/-.

Send 3d. stamp for catalogue containing Hi-fi, transistor radios, microphones, auto-changers, etc.

MOORDOWN RADIO LTD.

941 WIMBORNE ROAD, BOURNEMOUTH. Tel. 59866

GOODMANS HIGH FIDELITY MANUAL

A Guide to full
listening enjoyment



The Manual is much more than a catalogue of Goodmans High Fidelity Loudspeakers—it contains informative articles, including advice on stereo, special beginners page, and full cabinet drawings. You'll find it interesting as well as informative.

The Perfect Combination MAXAMP 30

TRANSISTORISED STEREPHONIC HIGH FIDELITY AMP-LIFIER 15 + 15 watts · Silicon solid state · Integrated pre-amplifier
Negligible distortion · £49.10.0.

STEREOMAX

MATCHING AM/FM STEREPHONIC FM TUNER

Transistorised · Outstanding specification · Stereo de-coder (optional)
£60.0.0. + £11.18.3. P.T. inc. Surcharge.

Both MAXAMP 30 and STEREO MAX have polished wood cases (10½" x 5½" x 7½" deep) in Teak or Walnut to order.

Full specifications of the Maxamp 30 and Stereomax are given in the High Fidelity Manual — send the coupon for your FREE copy — or pay an early visit to your Goodmans dealer.

FREE Please send 'Hi-Fi Manual' together with name and address of my nearest Goodmans dealer.

Name _____

Address _____

—PW12

GOODMANS INDUSTRIES

AXIOM WORKS · WEMBLEY · MIDDLESEX, Tel: 01-902 1200
A Division of Radio Rentaset Products Ltd.

PADGETTS RADIO STORE

OLD TOWN HALL, LIVERSEDEGE, YORKS. Telephone: Cleckheaton 2866

VALVE LIST—Ex. Equipment. 3 months' guarantee:
10F1, EF80, EB91, ECL80, EF50, PY82, PZ30, 20P3. All at 10/- per doz. Post paid. Single valves, post 7d.

ARP12 1/6	EL38 5/-	PY81 1/6	U801 8/6	5U4G 4/-
EB91 9d.	EY86 5/-	PY82 1/6	10C2 5/-	6B8 1/8
EBF80 3/-	KT36 5/-	PZ30 5/-	10P13 2/6	6K7 1/9
ECC81 3/-	PCC84 2/-	U25 5/-	185BT 8/6	6K25 5/-
ECC82 3/-	PCF80 2/-	U191 5/-	20D1 3/-	6L6 6/-
ECC83 4/-	PCL82 4/-	U281 5/-	20L1 5/-	6P25 5/-
ECL80 1/6	PL36 5/-	U282 5/-	20P1 5/-	6U4 5/-
EF50 1/-	PL38 7/-	U301 5/-	20P3 2/6	6V6 1/9
EF80 1/6	PL81 4/-	U329 5/-	20P4 8/6	6P28 5/-
EF91 9d.	PY33 5/-	U251 5/-	20P4 8/6	EY51 2/6

NEW VALVES EX UNITS

IT4, 2/-; 1L4, 2/-; IA3, 2/6; IS5, 2/6; 12AT7, 3/-; 3A4, 2/6; EF91, 2/-; EB91, 1/3; EL91, 2/-; UU8, 4/-; 6SN7, 2/6; box of 50 ARP12 Valves, 22/-, post paid.

Jap Personal Earpiece. Small or large plug, 1/11. Post paid.

Silicon Rectifiers. 500mA, 800 P.I.V. No duds, 2/6. Post paid.

Top Grade Diodes, 3/6 per doz. No duds.

Motors, Quarter H.P., 230 Volt. 1400 revs, 26/- Carriage 10/-, Sixth H.P., 15/-, Carriage 10/- Ex washing machines. All tested.

Top Grade Mylar Tapes. 7-inch Standard, 11/6; L.P., 14/-; D.P., 19/6. 5-inch Standard, 7/9; L.P., 10/- Post on any tape 1/6 extra.

Speakers ex TV Sets. All 3 ohm P.M. and Tested. 6 x 4, 3/-, Post 2/9. Six for 22/-, Post paid. 7 x 4, 5/-, Post 2/9. Six for 34/-, Post paid. 5-inch round, 3/-, Post 2/9. Six for 22/-, Post paid.

New 12-inch Speakers. 3 or 15 ohm with built-in tweeter. P.M., 28/6. Post paid.

SPECIAL SALE OF EX ARMY SURPLUS

Small S.W. Chassis. 6 x 4 inch. Complete with slow motion drives, condensers and spares, 3/9. Post 6/6.

New Test Set, Type SB. Complete with valves and 3-inch 0-1 milliamp meter. Less crystal, 35/- Carriage 10/-.

Electric Clock Movement. Complete with train of brass gear wheels. Tested on 230-250 A.C. mains, 8/6. P/p 4/6.

U.S.A. Battery S.W. Set. Type 48. 6-9Mc/s. Complete with six valves in clean condition. Not tested, 10/- Post 6/6.

U.S.A. Tube Unit. Complete with two 5FP7 tubes 6H6 Valves and spares. Clean condition. Not tested, 12/6. Carriage 10/-.

88 Set. RX. TX. Less send/receive switch. Valves and crystals, 3/3. Post 5/-.

U.S.A. 6 and 12 volt Stabilized Power Pack, Type PE97A. Used condition. Not tested, 15/- Carriage 10/-.

U.S.A. tube unit BC993A. Complete with 16 valves tuning meter. 3-inch tube Type 3EP1. Unit in used condition not tested, 27/- Carriage 10/-.

Receiver Type W1117. Complete with four battery valves, 3-5Mc/s. Not tested, 12/-, Post 6/6.

QPP Battery Inter. Com. Amp. Complete with valves in a nice wooden box. New, 5/- Post 6/6.

Wavemeter Type W1117. 125Kc/s—20Mc/s. Less meter. Used condition, not tested, 37/6. Carriage 10/-.

Type 19 Sets, Mark 3. Good clean condition. B Set removed also 807 valve. Receiver Side Bench tested. All you require is a power pack. This set will not transmit. Price 35/- Carriage 10/-.

Reclaimed TV Tubes. Six months' guarantee. AW43-80, 40/-; MW43-69, 30/-; CRM172, 30/-; CRM142, 17/-; MW36/24, 17/-; 12-inch tubes, 10/- Carriage on any tube 10/-.

Brand New 19-inch TV tubes with slight glass fault, 50/- Carriage 10/- 12 months' guarantee.

TUNE YOUR CAR PROFESSIONALLY- ELECTRONICALLY-YOURSELF THE KNIGHTKIT ANALYSER & TIMER



* BETTER PERFORMANCE & MORE M.P.G.

* GREATER RELIABILITY

Easy and fun to build these two kits are new to the U.K. and obtainable from Electronics. A comprehensive tuning chart tells you how to use them and then right away you've got the optimum engine settings for your car to give maximum performance and economy. The cost of the kits is soon recovered and then you're saving a fortune.

AUTO ANALYSER Pinpoints the faults and helps you put them right. Checks voltage and current regulators, genera-

tors and alternator diodes. Detects distributor wear, variations in dwell angle and condition of points. Determines coil resistance and locates poor or open-circuits. Ranges for all engine types. Cost £24.28.

TIMING LIGHT Built-in power supply gives brilliant 600V narrow beam flashes. Synchronised with flywheel r.p.m. the timing marks "stand still" for perfect ignition timing. Checks firing intervals in compression cycle, synchronisation of contact breaker

arms, automatic advance/retard mechanism and distributor cam wear. Cost £10.19.6.

Credit terms are available and all kits are fully guaranteed, with our friendly Service Department always available to advise or assist.

Further details on these and dozens of other kits in our FREE 64-page brochure.

Please send your FREE brochure K34 giving details on the full range of Knight-kits. Send to Electronics (Prop. BTC) Limited, Edinburgh Way, Harlow, Essex.

NAME _____

ADDRESS _____



knight-kit by



electronics

Quality Built-in, Built-up by you

JOYSTICK

VFA ONLY 7' 6" LONG

UK Pat. No. 1,045,481
and world patents granted or pending.


'CONTACT' THE DX'ers MAGAZINE

published by The World Communications Club of Gt. Britain,
run a 'DX LEAGUE'. At the time of going to press
Alan Thompson of 16 Ena Avenue, Neath, Glam.
has always been at the top of the table.

The October issue of 'Contact' again shows Alan with
a clear lead of 35 points, there being 33 entries from
11 countries.

WHILE CONGRATULATING ALAN ON HIS CONTINUING SUCCESS,
WE FEEL THAT IT IS ONLY FAIR TO WARN YOU THAT ALAN HAS
AN UNFAIR ADVANTAGE OVER OTHERS!

He uses a JOYSTICK V.F.A.!



Joystick Type 3A—General short
wave coverage for SWL. Band-
switched for amateur bands. One of
our range of Joystick tuners.

YOU CAN ACCOMMODATE THE HANDSOME JOYSTICK
V.F.A. SYSTEM IN THE SMALLEST APARTMENT AND
THE WORLD IS AT YOUR SERVICE—
IT IS SIMPLICITY ITSELF!

Your Joystick V.F.A. stockist:

- BATH:** Ryland Huntley, 15 Old Bond Street.
BIRMINGHAM: Chas. H. Young Ltd., 170-172 Corporation St.,
R.S.C. Hi-Fi Centres Ltd., Gt. Western Arcade.
BRADFORD: R.S.C. Hi-Fi Centres Ltd., 10 North Parade.
BRIGHTON: Technical Trading Co., Park Crescent Place.
BRISTOL: R.S.C. Hi-Fi Centres Ltd., 14 Lower Castle Street, Bristol 1.
CARDIFF: Weak Radio, 54 Daniel St., Cathays.
CHELTENHAM: Spa Radio, 335-337 High Street.
CHESTERFIELD: J. & A. Tweedy (Electronic Supplies) Ltd., 64 Lordsmill Street.
COVENTRY: Swanco Products Ltd., 247 Humber Avenue.
DARLINGTON: R.S.C. Hi-Fi Centres Ltd., 13 Post House Wynd.
DOUGHBOROUGH: Taurus Electrical Services, 26 Nottingham Rd.
LUTON: Coventry Radio Ltd., 139-131 Dunstable Road.
MANCHESTER: R.S.C. Hi-Fi Centres Ltd., 60A Oldham Street.
MIDDLESBROUGH: R.S.C. Hi-Fi Centres Ltd., 108 Newport Road.
NEWARK: George Franca (G3TUV), 93 Balderton Gate.
NEWCASTLE-UNDER-LYME: Sidney T. Chadwick, "Ham Radio,"
53 George Street.
NEWCASTLE-UPON-TYNE: R.S.C. Hi-Fi Centres Ltd., 41 Blacket
Street.
NEWPORT (MON.): K. F. Paul Ltd., 14 Dock Street.
NOTTINGHAM: Pete's Electronics Ltd., 135 Arkwright Street.
PORTSMOUTH: Technical Trading Co., 350-352 Fratton Road.
PURLEY (CROYDON): G3BSC, 45 Green Lane (for demonstration
phone 660 2396).
SCARBOROUGH: Derwent Radio Ltd., 28 Hillcrest Avenue.
SHEFFIELD: R.S.C. Hi-Fi Centres Ltd., 13 Exchange Street,
Castle Market Buildings.
SOUTHAMPTON: Technical Trading Co., 72 East Street.
ST. HELENS: Harold Scott, 18 Westfield Street.
STOKE-ON-TRENT: Bee Sidney T. Chadwick, Newcastle-under-L.
WALSALL, STAFFS: Normal Service Ltd., 113 Lichfield Street.
WORCESTER: Jack Porter Ltd., 30-31 College Street.
WORTHING: G.W.M. Radio Ltd., 40-42 Forland Road,
Technical Trading Co., Montague Street.
- DERBY:** R.S.C. Hi-Fi Centres Ltd., 26 Osbaston Road, The Spot.
EDINBURGH: R.S.C. Hi-Fi Centres Ltd., 138 Leith Street.
GLASGOW: R.S.C. Hi-Fi Centres Ltd., 236 Argyle Street.
R.S.C. Hi-Fi Centres Ltd., 403 Sauchiehall Street.
HALIFAX: Albert Hind Ltd., 16-18 Waterhouse Street.
HARTLEPOOL: The Radio Shop, 58 Park Road.
HARWICH: C. H. Bernard & Sons Ltd., George Street.
HUDDERSFIELD: Radio Craft (Hudd) Ltd., 38 King Street.
HULL: R.S.C. Hi-Fi Centres Ltd., 91 Paragon Street.
Short Wave (Hull), 24A Newland Avenue.
LIFORD: Radio Developments Ltd., 298 Clayhall Avenue,
Barkingsale.
LEEDS: R.S.C. Hi-Fi Centres Ltd., County (Maoca) Arcade, Briggate.
LEICESTER: R.S.C. Hi-Fi Centres Ltd., 32 High Street.
8, May Ltd., 12-14 Church Gate.
LIVERPOOL: R.S.C. Hi-Fi Centres Ltd., 73 Dale Street, Liverpool 2.
Stephens-James Ltd., 70 Priory Road.
LONDON: G. W. Smith & Co. (Radio) Ltd., 3 & 34 Lisle St., W.C.2.
Lasky's Radio Ltd., 115 Edgware Road, W.2.
Lasky's Radio Ltd., 297 Edgware Road, W.2.
Lasky's Radio Ltd., 33 Tottenham Court Road, W.1.
Lasky's Radio Ltd., 42 Tottenham Court Road, W.1.
Lasky's Radio Ltd., 152-3 Fleet Street, E.C.4.
E T & I Electronics Ltd., Ashville Old Hall, Ashville Rd., E.11.
Alfred Imhof Ltd., 112-116 New Oxford Street, W.C.2.

By the time this list appears in print it will be incomplete—so please write
to us for your local stockist, or order direct from:

PARTRIDGE ELECTRONICS LIMITED (Dept. PWL)
CAISTER HOUSE, PROSPECT ROAD, BROADSTAIRS, KENT
Tel: 0843 62535

THIS BROCHURE GIVES YOU THE FACTS
AND ONLY THE FACTS!

SEND TODAY

PARTRIDGE ELECTRONICS LIMITED (DEPT. PWL)
CAISTER HOUSE, PROSPECT ROAD, BROADSTAIRS, KENT

NAME..... CALL/BR5 No.

ADDRESS

1



AUDIOTRINE HIGH FIDELITY LOUDSPEAKERS



Heavy cast construction. Latest high efficiency ceramic magnets. Treated Cone providing low fundamental resonance. "D" indicates Tweeter Cone providing extended frequency range. Impedance 3 or 15 ohms. Response 40-18,000 c.p.s.

HF510 5in. 8 watt	49/9	HF130 12in. 15 watt	69/9
HF800D 8in. 8 watt	59/9	HF190D 12in. 15 watt	79/9
HF811D 8in. 10 watt	£4-19.9	HF126D 12in. 15 watt	5 Gns.
HF101D 10in. 15 watt	£5-19.9	HF127D 12in. 30 watt	9 Gns.

RECORD PLAYING UNITS All types available on Credit Terms. Ready for plugging in to Amplifier or Tape Recorder.

RP2 Consisting of Garrard SP25 fitted Goldring CS90 high compliance ceramic Stereo/Mono ctrge with diamond stylus. Only **19 1/2 Gns.** plinth & cover. Normally £25. Carr. 15/-

RP3 As above but with Goldring Lenco GL68 Transcription unit and CS90 Cartridge **26 1/2 Gns.** Normally over £33. Carr. 15/- ONLY

HIGH FIDELITY LOUDSPEAKER UNITS Cabinets of latest styling Satin Teak or Walnut, acoustically lined (and ported where appropriate). Credit terms available on all units.

The DORSET Size 16 x 11 x 9in. Response 45-18,000 c.p.s. Rating 10 watts. Fitted Audiotrine HF811D speaker. Impedance 3 or 15 ohms. Carr. 9/6 **£8.19.9**

The DORCHESTER Size 24 x 15 x 10in. Fitted Audiotrine HF101D Speaker Rating 15 watts. Impedance 3 or 15 ohms. Frequency Response 30-20,000 c.p.s. Carr. 15/- **12 1/2 Gns.**

The GLOUCESTER Size 25 x 16 x 10in. 12in. High flux 12,000 line speaker. Cross-over unit and Tweeter. Rating 10 watts. Smooth response 40-20,000 c.p.s. Impedance 15 ohms. Carr. 15/- **12 1/2 Gns.**

The BRONTE Size 22 x 15 x 9in. Fitted Wharfedale Super 8 RSDD or Audiotrine HF 815D Speaker, with Roll surround and dual cone. Rating 6/10 watts. Impedance 3 or 15 ohms. Carr. 16/6 **13 Gns.**

LINEAR TAPE PRE-AMPLIFIER Type LP/1 Switched Equalisation. Positions for Recording at 1in., 3in., 7in. per sec., and Playback. EMS4 Recording Level Indicator. Designed primarily as the link between a Magnavox Tape Deck and Hi-Fi amplifier suitable most **10 1/2 Gns.** Tape Decks. Terms available.

LINEAR SOLID STATE UNITS IN STOCK

R.S.C. TA6 6 WATT HIGH FIDELITY SOLID STATE AMPLIFIER

200-250v. A.C. mains operated Frequency Response 30-20,000 cps -2dB. Harmonic Distortion 0.3% at 1000 cps. Separate Bass and Treble controls. 3 input sockets for Mike, Gram, Radio or Tape, Input Selector Switch. Output for 3-15 ohm speakers. Max. Sensitivity 5mV. Fully enclosed enamel cabinet 9 1/2 x 7 1/2 x 5 1/2ins. Attractive brushed silver finish face plate. 12 x 3/16in. and matching knobs. Complete kit of parts with full wiring diagrams and instructions. Or factory built with 12 months guarantee **£7.19.11.** Carr. 7/6. **6 Gns.**

R.S.C. SUPER 15 HI-FI AMPLIFIER

FULLY TRANSISTORISED 200/250v. A.C. Mains. OUTPUT 10 WATTS R.M.S. cont. into 15 ohms. 15 WATTS R.M.S. cont. into 3-4 ohms. LATEST MULLARD TRANSISTORS. AD149, AD149, OC127Z, OC81Z, OC44, OC44, OC81Z, OC44, AC107. 5 POSITION INPUT SELECTOR SWITCH. EQUASATION to Standard R.I.A. and C.C.I.R. Characteristics for Gram and Tape Heads. FULL TAPE MONITORING FACILITIES. SENSITIVITIES: Magnetic P.U. 4 mV. Crystal or Ceramic P.U. 400 mV. Microphone 4.5 mV. Tape Head 2.5mV. Radio/Aux or Ceramic P.U. 110 mV. FREQUENCY RESPONSE: ±2dB 20-20,000 c.p.s. TREBLE CONTROL: +15dB to -14dB at 10Kc/s. NEG FEEDBACK: 52dB. BASS CONTROL: +12dB to -5dB at 50 c/s. HUM LEVEL: -75dB. HARMONIC DISTORTION at 10 watts at 1,000 c.p.s. 0.25%. Complete Kit of parts with full constructional details and point to point wiring diagrams. Carr. 12/6. Supplied factory built 15 1/2 Gns. Carr. 12/6. Terms: Deposit 49/- and 9 monthly payments 35/- (Total £18.4.0). Or fitted in beautiful walnut or Teak veneered cabinet as illustrated. 4 Gns. extra.

ALL COMPONENTS ETC. ARE OF A HIGH STANDARD AND SUPPLIED BY LEADING BRITISH MANUFACTURERS.

AUDIOTRINE PLINTHS

for Record Playing Units. Teak finish cut for Garrard 1000, 2000, 3000, AT6 Mk 2, AT60, SP25 or Goldring GL68. Available with clear Perspex cover as illustrated. Complete **£5.19.11**

HI-FI LOUDSPEAKER ENCLOSURES All types of pleasing modern design acoustically lined and ported and beautifully finished in light Teak or Walnut veneer. Credit terms available.

JER1 Size 20 x 11 x 8in. Gives pleasing results with any 8in. Hi-Fi speaker. Carr. 7/6 **£4.19.9**

NER8. For optimum performance with any Hi-Fi 8in. speaker. Size 22 x 15 x 9in. Carr. 7/6 **£5.19.9**

SE10. For outstanding results with 10in. Hi-Fi Speaker. Size 24 x 15 x 10in. Carr. 10/- **£6.19.9**

SE12. For outstanding performance with any 12in. Hi-Fi speaker. Cut 8 Gns. Carr. fortweeter Size 25x16x10in. 10/-

AUDIOTRINE HI-FI SPEAKER SYSTEMS

Consisting of matched 12in. 12,000 line, 15 ohm high quality speaker; cross-over unit and Tweeter. Smooth response and extended frequency range ensure surprisingly realistic reproduction. Standard 10 watt rating. Or Senior 20 watt inc. HF126 speaker **5 Gns.** Carr. 6/9.

7 Gns. Carr. 8/9.

AUDIOTRINE HI-FI TAPE RECORDER KIT

REALISM AT INCREDIBLY LOW COST: CAN BE ASSEMBLED IN AN HOUR. Please send ONLY 4 PAIRS OF SOLDERED JOINTS PLUS MAINS. Incorporating latest Magnavox Tape Deck. High Quality Tape Amplifier with switched equalisation for each of 3 speeds. High Flux P.M. Speaker, empty Tape Spool. Reel of Best Quality Tape and handsome Portable Cabinet of latest styling, finished dark grey leathercloth. Size 14 1/2 x 17 x 8 1/2in. and circuit. Purchased separately would total approx. £34. Performance equal to units in the £50-£80 class. Deposit 4 gns. and 9 monthly payments 59/6 (Total 26 1/2 Gns.) 4 Track Model 3 gns. extra. Carr. 19/6.

R.S.C. TA12 13 WATT STEREO AMPLIFIER

FULLY TRANSISTORISED, SOLID STATE CONSTRUCTION HIGH FIDELITY OUTPUT OF 6.5 WATTS PER CHANNEL.

Designed for optimum performance with any crystal or ceramic Gram P.U. cartridge. Radio Tuner, Tape Recorder, "Mike" etc. ★ 3 separate switched input sockets on each channel ★ Separate Bass and Treble controls ★ Slide Switch for mono use ★ Speaker Output—3-15 ohms ★ For 200-250v. A.C. mains ★ Frequency Response 30-20,000 c.p.s.—20dB ★ Harmonic Distortion 0.3% at 1000 c.p.s. Hum and Noise—70dB ★ Sensitivities (1) 300mV (2) 100mV (3) 100mV (4) 2mV ★ Handsome brushed silver finish Facia and Knobs. Complete kit of parts with full wiring diagrams and instructions. Factory built with 12 mth gntee **14 Gns.** 11 Gns. Or Deposit 55/- and 9 mthly. pymts. 31/- (Total £16.14.0) Carr. 10/6



Inc. Garrard SP25 Player Unit. Fitted Goldring CS90 High compliance ceramic cartridge with diamond stylus. TA 12 Stereo Amp. Plinth and **44 Gns.** Carr. 25/-

Cover and Pair of Dorset Speaker Units. Total £56. Ready to use. Or Deposit £53.2 and 9 mthly. pymts. £53.2. (Total £51.11.8)

AUDIOTRINE HI-FI SPEAKER SYSTEMS

Consisting of matched 12in. 12,000 line, 15 ohm high quality speaker; cross-over unit and Tweeter. Smooth response and extended frequency range ensure surprisingly realistic reproduction. Standard 10 watt rating. Or Senior 20 watt inc. HF126 speaker **5 Gns.** Carr. 6/9.

R.S.C. TFM1 TRANSISTORISED VHF/FM RADIO TUNER

Total cost of parts with detailed wiring diagrams & instructions. Carr. 10/- **12 1/2 Gns.**

Or factory built 15 1/2 Gns. Or in Teak finished cabinet as illustrated 19 Gns. Terms: Deposit £5 and 9 monthly payments 39/- Total £22.11.0.

★ High-sensitivity ★ 200-250v. A.C. Mains operation. ★ Sharp. A.M. Rejection ★ Drift-free reception. ★ Output ample for any amplifier (approx. 500 m.v.). ★ Simple alignment instructions. ★ Output available for feeding tuning meter. ★ Output for feeding Stereo Multiplexer. ★ Tuner head using silicone Planar Transistors. ★ Designed for standard 80 ohm co-axial input. Made to visually match our Super 15 and 30 amplifiers and of the same high standard of performance & reliability. The pre-wired tuning head facilitates speed and simplicity of construct. Printed circuitry. Only first grade transistors and compon'ts used. A quality product at half the cost **25 1/2 Gns.** of comparable units. Stereo version Kit 19 1/2 Gns. Assembled Carr. 10/-

R.S.C. SUPER 30 STEREO AMPLIFIER

A DUAL CHANNEL VERSION OF THE SUPER 15. Employing Two Printed Circuits. Close tolerance Ganged Pots. Matched Components. CROSS TALK: -52dB at 1,000 c.p.s.

CONTROL: 5 position Input Selector, Bass Control, Treble Control, Volume Control, Balance Control, Stereo/Mono Switch, Tape Monitor Switch, Mains Switch, INPUT SOCKETS (Matched Pairs): (1) Magnetic P.U. (2) Ceramic or Crystal P.U. (3) Radio/Aux (4) Tape Head/Microphone. Operation of the Input Selector Switch assures appropriate equalisation. Rigid 18 s.w.g. Chassis. Size approx. 12in. wide, 3in high and 8in. deep. Neon Panel indicator. Attractive Facia Plate and Spun Silver Matching Knobs. Above facilities, etc., except for Ganging and Balance Control, apply also to Super 15.

THESE UNITS ARE EMINENTLY SUITABLE FOR USE WITH ANY MAKE OF PICK-UP OR MICROPHONE (Crystal, Ceramic, Magnetic, Moving Coil, Ribbon). CURRENTLY AVAILABLE SUPERB SOUND OUTPUT QUALITY CAN BE OBTAINED BY USING THE BEST RATE ANCILLARY EQUIPMENT. All required parts, point to point wiring diagrams and detailed instructions. Carr. 15/- Unit factory built 28 1/2 Gns. or deposit 83/9 and 9 monthly payments 59/3. (Total £30.17.0). Fitted cabinet as Super 15 30 Gns. Carr. 15/- or Deposit £4.15.6 and 9 monthly payments 87/- (Total £34.18.6). Send S.A.E. for leaflet

- BRADFORD** 10 North Parade. (Half-day Wed.) Tel. 25349
- BRISTOL** 14 Lower Castle St. (Half-day Wed.) Tel. 22904
- BIRMINGHAM** 30/31 Gt. Western Arcade opp. Snow Hill Station. CENTRAL 1279. No half-day
- DERBY** 26 Osmania Rd. The Spot (Half-day Wed.) Tel. 41361
- DARLINGTON** 13 Post House Wynd (Half-day Wed.)
- EDINBURGH** 133 Leith St. (Half-day Wed.) Tel. Waverley 5766
- GLASGOW** 326 Argyle St. (No half-day) Tel. CITY 4158
403 Sauchiehall St. (Opp. Locarno) Tel. 332-1572
- HULL** 91 Paragon Street. (Half-day Thursday) Tel. 20505



MAIL ORDERS TO: 102 Henconner Lane, Bramley, Leeds 13. No C.O.D. under £1. Terms: C.W.O. or C.O.D. Postage 4/6 extra under £2. 5/9 extra under £5. Trade suppliers, S.A.E. with enquiries please. Hi-Fi Catalogue 4/6. Open all day Sats. except High Holborn

- 32 High Street. (Half-day Thurs.) Tel. 56420 **LEICESTER**
- 5-7 County (Mecca) Arcade, Briggate (No half-day) Tel. 28252 **LEEDS**
- 73 Dale St. (No half-day) Tel. CENTRAL 3573 **LIVERPOOL**
- 238 Edgware Road, W2 (Half-day Thurs.) Tel. PAD 1629 **LONDON**
- 96 High Holborn, WC1. Tel. HOL 9874 (Half-day Sat.)
- 60A-60B Oldham Street (No half-day) Tel. CENTRAL 2778 **MANCHESTER**
- 106 Newport Rd (Half-day Wed) Tel. 47096 **MIDDLESBROUGH**
- 41 Blakett Street (Opp Fenwicks Store) (Half-day Wed.) Tel. 21469 **NEWCASTLE UPON TYNE**
- 13 Exchange Street (Castle Market Bldgs.) (Half-day Thursday) Tel. 20716 **SHEFFIELD**



STEREO/TEN HIGH QUALITY AMPLIFIER

5 watts high quality output on each channel. Sensitivity 50 millivolts. Suitable all crystal or ceramic stereo heads. Ganged Bass and Treble Controls. Valves ECC83, (2) EL84, (2) EZ81. For 2-3 ohm speakers. Complete kit with full wiring diagrams and instructions. Or supplied factory assembled **£8.15.0**
 Terms: Dep. 36/- and 9 monthly payments 25/- (Total £13.4.9).

R.S.C. STEREO/20 HI-FI AMPLIFIER

PROVIDING 10/14 WATT ULTRA LINEAR PUSH-PULL OUTPUT ON EACH CHANNEL. SUITABLE FOR "MIKE", GRAM, RADIO OR TAPE. (7) valves ECC83, (2) ECL86, (4) EZ81. Frequency Response: +2dB 30-20,000 c.p.s. Hum Level: 65dB down. Sensitivity 20 millivolts max. Harmonic Distortion: 0.2%. *Four-position tone compensation and Input Selector Switch. *Stereo/Mono switch. *Neon panel indicator. *Handsome Perspex Frontplate. *Separate Bass "Lift" and "Cut" controls. Output transformers are high-quality sectionally wound. Outputs for 3 and 15 ohm speakers. Complete set of parts, point-to-point wiring diagrams and instructions. Or factory assembled with our usual 12 months guarantee 19 Gns. Or Deposit £3 and 9 monthly payments 43/2 (Total £22.8.6). Send S.A.E. for leaflet. Carr. 12/6.



14 Gns.

R.S.C. 4/5 watt A5 HIGH GAIN AMPLIFIER

A highly-sensitive 4-valve quality amplifier for the home, small club, etc. Suitable for all crystal or ceramic P.U. heads and practically all "mikes". Separate Bass and Treble controls. Hum level 71dB down. Negative Feedback 15dB. Reserve power supply 300V 25 m.a., 6.3V. 1.5A for Radio Tuner etc. For A.C. mains 200-250V. Speaker output 4 ohms. Complete Kit with point-to-point wiring diagrams and instructions. Or assembled ready for use 6 Gns, plus 5/9 carr. **£4.17.9**

R.S.C. A10 30 WATT ULTRA LINEAR HI-FI AMPLIFIER

Highly sensitive. Push-Pull high output, with Pre-amp./Tone Control, Stages. Performance figures equal to most expensive amplifiers. Hum level -70dB. Frequency response ± 3 dB 30-20,000/c.s. Sectionally wound output transformer. All first grade components. Valves EF86, EF89, ECC85 807, 807, C274. Separate Bass and Treble Controls. Sensitivity 12 millivolts so that any kind of Microphone or Pick-up is suitable. Designed for Clubs, Schools, Theatres, Dance Halls or Outdoor Functions, etc. For use with Electronic Organ, Guitar, String Bass, etc. Gram. Radio or Tape. Reserve L.T. and H.T. for Radio Tuner. Two inputs with associated volume controls so that two separate inputs such as Gram and "Mike" can be mixed. 200-250V. 50c.p.s. A.C. mains. For 3 and 15 ohm speakers. Complete kit of parts fully punched chassis, point-to-point wiring diagrams and instructions. Supplied factory built with EL34 output valves. 12 months guarantee for 15 Gns. Twin-handled perforated cover 25/- Send s.a.e. for leaflet. TERMS: Deposit 48/- and 9 monthly payments of 33/7 (Total £17.10.3).

R.S.C. A11 HIGH FIDELITY 12-14 WATT AMPLIFIER

PUSH-PULL ULTRA LINEAR OUTPUT "BUILT-IN" TONE CONTROL PRE-AMP. Two input sockets with associated controls allowing mixing of "mike" and gram, etc. etc. High sensitivity. Valves ECC83, ECC83, EL84, EL84, EZ81. High quality sectionally wound output transformer and reliable small condensers of current manufacture. INDIVIDUAL CONTROLS FOR BASS AND TREBLE. Frequency response: ± 3 dB 30-20,000/c.s. Six negative feedback loops Hum Level: -80dB. Sensitivity: 12 millivolts. Suitable for Crystal or Ceramic P.U.s. all types "mikes". Comparable with the very best designs. For Musical Instruments such as String Bass, Electronic Guitars, etc. Reserve Power 300V. 30mA, and 6.3V. 1.5A. For Radio Tuner or Tape Pre-Amp. Size approx. 12 x 9 x 7in. For A.C. mains 200-250V. 50 c.p.s. Output for 3 and 15 ohm speakers. Full instructions and point-to-point wiring diagrams (or factory built £11.15.0). **£8.15.0**
 Metal cover with 2 handles available for 25/- TERMS ON ASSEMBLED UNITS Carr. 11/6 Deposit 36/6 and 9 monthly payments of 25/9 (Total £13.8.3). Send S.A.E. for leaflet. R.S.C. A11 TRANSISTORISED VERSION of above complete kit 9 Gns. Carriage 9/6.

R.S.C. BASS-REGENT 50 WATT AMPLIFIER

AN EXCEPTIONALLY POWERFUL HIGH QUALITY ALL-PURPOSE UNIT For lead, rhythm, bass guitar and all other musical instruments. For vocalists, gram, radio, tape, and general public address. * UNUSUALLY POWERFUL LOUDSPEAKER COMBINATION consisting of a FANE HIGH FLUX 12in. 30 watt unit PLUS a FANE 12in. 20 watt unit with extended frequency response. * 4 Jack inputs and two Volume Controls for simultaneous use of up to 4 Pick-ups or "mikes". * 4 Cabinets covered in two-tone Rexine/Vynal with gold trimmings. Fitted carrying handles. * Separate Bass and Treble Controls giving "lift" and "cut". **49 1/2 Gns.** Send S.A.E. for leaflet. Or call at one of our many branches and compare the Bass-Regent with units at three times the cost. Carr. 30/- Or dep. £7.17.6 and 9 mthly pymts of £5.10.10 (Total 55 Gns.)

B20 MULTI-PURPOSE AMPLIFIER

especially suitable for Bass Guitar
 Incorporating massive 15in. high flux loudspeaker. Rating 25 watts. Individual bass and treble controls. Two jack inputs separately controlled. Substantial cabinet attractively finished in Rexine and Vynair. Size approx. 24 x 21 x 11in. Send S.A.E. for leaflet. **29 1/2 Gns.** Or Deposit £4.14.6 and 9 monthly payments of 66/- (Total £34.8.6). Carr. 17/6.

G15 15 WATT AMPLIFIER for Lead or Rhythm Guitar, Vocal Groups, etc.

High-fidelity output. Separate bass and treble controls. Twin separately controlled inputs so that two instruments or "mikes" and pick-ups can be used at the same time. Heavy Duty 12in. 20 watt Speaker. Cabinet covered in attractive Rexine/Vynair. Size 18 x 18 x 8in. Deposit 3 Gns. **19 1/2 Gns.** Carr. 15/- (Total £22.15.3). S.A.E. for leaflet.

G80 80 WATT AMPLIFIER

2 Channels, 6 inputs. Tremolo, 2 Columns and 1 Bass Speaker unit with two 15in. Extra Heavy Duty Speakers. **99 Gns.**

R.S.C. BATTERY/MAINS CONVERSION UNITS

Type BML. An all-dry battery eliminator. Size 5 1/2 x 4 x 2in. approx. Completely replaces batteries supplying 1.5v. and 90v. where A.C. mains 200/250V. 50c.p.s. is available. Complete kit with diagram 47/9 or ready for use 58/11.

POWER PACK KIT

Consisting of Mains transformer. Metal Rectifier. Electrolytics, smoothing choke, chassis and circuit. 200/250V. A.C. **22/11** mains. Output 250V. 60mA 6.3v. 2a. Supplied with case in lieu of chassis 26/11. Or assembled 39/11.

SELENIUM RECTIFIERS F.W. (Brigded)

All 6/12v. D.C. output. Max. A.C. input 18v. la. 3/11. 2a. 6/11. 3a. 9/9. 4a. 12/9. 6a. 15/9.



former. Fuses. Panels. Plugs and Leads. **2 amp 39/9, 4 amp. with variable charge rate sel. 49/9**
6 amp heavy duty with variable charge rate sel. 69/9
 All types 200-250 A.C. mains. Ready built 10/- extra.

LONDON-GLASGOW

New branches now open—see addresses

R.S.C. COLUMN SPEAKERS Covered in two-tone Rexine/Vynair. Ideal for vocalists and Public Address. 15 ohm matching. Type C88, 15-20 watts. Fitted five 8in. high flux speakers. Overall size approx. 42 x 10 x 5in. Or deposit 44/- and 9 monthly pmts 34/9 (Total £18.4). Carr. 10/-
 Type C412, 40 watts. Fitted four 12in. 12,000 line 10 watt speakers. Overall size **22 Gns.**
 Or Deposit £3.13.0 and 9 monthly payments of 50/- (Total £26.3.0).

30 WATT HI-FI AMPLIFIER

For Guitar, Vocal or Instrumental Group
 A 4 Input, 2 volume control Hi-Fi unit with Separate Bass and Treble controls. Latest valued Rexine covered cabinet with carrying handles. Attractive black/gold perspex fascia. For 200-250V. A.C. mains. For 3 or 15 ohm speakers. Overall size **17 Gns.** Carr. 12/6
 For leaflet. Deposit £3 and 9 monthly payments of 37/5 (Total £19.16.9).

12in. HIGH QUALITY L'SPEAKERS

In teak veneered cabinets. 10 Watt Model. Gauss 12,000 lines. 3 or 15 ohms. Carr. 7/6 **5 Gns.**
 20 Watt Model. 15 ohm. Size **8 Gns.** Carr. 10/6
 18x18x10in. Gauss 12,000lines. 8 Gns.
 Rexine covered £1 extra. Terms available
 30 Watt Model. Rexine covered 10 Gns.

LOUDSPEAKERS

Limited number at fraction of list price 15 ohms impedance. Brand new, guaranteed. Terms available. Carr.
 12in. 20 watt DUAL CONE Heavy Duty **£5.11.9**
 12in. HEAVY DUTY 30 watts 7 Gns. 10/- Normally £13 approx.
 15in. EXTRA HEAVY DUTY 40 watts **12 Gns.** 15/- GNS.
 Massive units. Gauss 17,000 lines. Usually 18 Gns.

FANE 'POP' 100 18" 100 Watt Post Free

Extra heavy duty speaker. Fantastic power handling. Guaranteed 2 years.

TRANSISTOR SALE

Mullard OC71, OC72, OC81, 2/11, OC44, OC45, 3/11, OC75, 7/9, AF117 6/9. Post 6d. for 3.

JASON VHF/FM TUNER

Complete kit with valves. **£6.19.11**

INTEREST CHARGES REFUNDED

on H.P. and Credit Sale Accounts settled in 3 months. Deposit 3/- in £

R.S.C. GRAM AMPLIFIER KIT.

4 watts output. Negative feedback. Controls: Vol., Tone and Switch. Mains operation 200-250V. A.C. Fully isolated chassis. Circuit, etc. supplied. Only 49/11.

R.S.C. MAINS TRANSFORMERS

FULLY GUARANTEED. Interleaved and Impregnated. Primarys 200-250V. 50c/s. Screened. RIGIDET CLAMPED TYPE 2 1/2 x 2 1/2 in.
 250v. 60mA. 6.3v. 2a. 14/11
 250-0-250v. 60mA. 6.3v. 2a. 15/11
 FULLY SHROUDED UPRIGHT MOUNTING
 250-0-250v. 60mA. 6.3v. 2a. 0-5-6.3v. 3a. 19/9
 300-0-300v. 100mA. 6.3v. 4a. 0-5-6.3v. 3a. 33/9
 300-0-300v. 100mA. 6.3v. 4a. 0-5-6.3v. 3a. 33/9
 300-0-300v. 130mA. 6.3v. 4a. c.t., 6.3v. 1a. 41/9
 For Mullard 510 Amplifier. 41/9
 350-0-350v. 100mA. 6.3v. 4a. 0-5-6.3v. 3a. 38/9
 350-0-350v. 150mA. 6.3v. 4a. 0-5-6.3v. 3a. 48/9
 425-0-425v. 200mA. 6.3v. 4a. c.t., 5v. 3a. 67/9
 425-0-425v. 200mA. 6.3v. 4a. 6.3v. 4a. 5v. 3a. 69/9
 450-0-450v. 250mA. 6.3v. 4a. c.t., 5v. 3a. 79/9
 TOP SHROUDED DROP-THERMIST TYPE
 250-0-250v. 70mA. 6.3v. 2a. 0-5-6.3v. 2a. 19/9
 250-0-250v. 100mA. 6.3v. 3.5a. 22/9
 250-0-250v. 100mA. 6.3v. 2a. 6.3v. 1a. 23/9
 300-0-300v. 80mA. 6.3v. 2a. 0-5-6.3v. 2a. 23/9
 250-0-250v. 100mA. 6.3v. 4a. 0-5-6.3v. 3a. 32/9
 300-0-300v. 100mA. 6.3v. 4a. 0-5-6.3v. 3a. 32/9
 300-0-300v. 130mA. 6.3v. 4a. 0-5-6.3v. 1a. 38/9
 Suitable for Mullard 510 Amplifier. 39/9
 350-0-350v. 100mA. 6.3v. 4a. 0-5-6.3v. 3a. 38/9
 350-0-350v. 150mA. 6.3v. 4a. 0-5-6.3v. 3a. 39/11
 FILAMENT or TRANSISTOR POWER PACK TYPES
 6.3v. 1.5a 8/9. 6.3v. 2a 7/9. 6.3v. 3a 9/9. 6.3v. 6a 19/9.
 12v. 1a 9/9. 12v. 3a or 24v. 1.5a 19/9. 0-5-15v. 11a. 15/9. 0-12-25-42v. 2a 27/9.
 CHARGER TRANSFORMERS 0-9-15v. 1a, 18/11 2a, 18/11 3a, 18/11 5a, 21/11 6a, 25/11 8a, 31/11
 AUTO (Step UP/Step DOWN) TRANSFORMERS
 0-120v. 200-250v. 50-90 watts. 14/9
 150 watts, 29/11, 250 watts, 49/9, 500 watts, 99/9
 OUTPUT TRANSFORMERS
 Standard Pentode 5,000 0 or 7,000 0 to 3 0 **7/9**
 Push-Pull 5 watts EL84 to 3 0 or 15 0 **11/9**
 Push-Pull 10 watts EL84 to 3.5, 8 or 15 0 **21/9**
 Push-Pull EL84 to 3 or 15 0 to 12 watt. **19/9**
 Push-Pull Ultra Linear for Mullard 610, etc. **85/9**
 Push-Pull 15-18 watts, sectionally wound 6L6, KT66, etc., for 3 or 15 0 **29/9**
 Push-Pull 20 watt high quality sectionally wound EL84, 6L6, KT66, etc., to 3 or 15 0 fully shrouded. **55/9**
 SMOOTHING CHOKES
 150mA, 7-10H, 250 0 12/9.
 100mA, 10H, 200 0 9/11.
 60mA, 10H, 350 0 7/9.
 60mA, 10H, 400 0 4/11.



AN APOLOGY

DENCO (CLACTON)

LIMITED

OLD ROAD

CLACTON-ON-SEA

ESSEX

In the interest of our Home Constructor friends and the Component Retailers who supply their requirements, we have endeavoured with great success to maintain our selling prices for very many years, but we have now reached the stage where we have just got to increase our prices or go out of business if we wish to also maintain our high standard of quality and continue to support articles published in Technical magazines.

On January 1st, 1968 all of our catalogued prices will be increased by approximately 10%, we have done our very best for all concerned and trust to receive your continued support.

Ask your Retail Component Stockist, or if in difficulty write to us direct for a copy of our General Catalogue price 2s. 6d.

TOPIC OF THE MONTH

Amateur Radio Exhibition

IN HIS opening address at the R.S.G.B. International Radio Engineering and Communications Exhibition at the Royal Horticultural Society's New Hall on September 27, Dr. J. A. Saxton touched on several points which have an important bearing on all who have made amateur radio their hobby.

Dr. Saxton, in recalling that amateur radio has been dubbed "the greatest of scientific hobbies", commented that many of the exhibits made by amateurs were of a standard of which even professionals would be proud. He also stated that amateurs continue to contribute towards many achievements, one of the strengths of the movement and a guarantee of a fresh look at many problems. For let it be remembered that the amateur is not always so aware in his "ignorance" about the "impossible", but merely attempts to solve a problem in his own way, unimpaired by facts and figures which might hinder the more professional approach.

He went on to express pleasure at the international aspects of amateur radio and how enthusiasts are keeping up to date with advancing techniques, thus making a valuable contribution to radio engineering and research. He cited in particular the extensive investigations during the IQSY programme, the R.S.G.B. v.h.f. beacon service (which is used not only by amateurs but by professional organisations) and the investigations being made to follow the lead of American amateurs in producing their own satellite.

He concluded that it was important for amateurs everywhere to foster and develop this kind of experimental enquiring kind of activity and we would go all the way with him in this sentiment. For while most P.W. readers regard amateur radio as a personal, stimulating and relaxing hobby, the interchange of ideas, contacts with other enthusiasts and new lines of experiment are the ingredients which will lend added purpose and ultimately strengthen our mutual interests.

Further details and photographs of the R.S.G.B. Exhibition are given in our News and Comment section on page 564.

W. N. STEVENS—*Editor*

NEWS AND COMMENT

Leader	563
News and Comment	564
Practically Wireless <i>by Henry</i>	573
Letters to the Editor	578, 610
On the Short Waves <i>by John Guttridge and David Gibson, G3JDG</i>	593
Club Spot— <i>Roding Boys' Society, G3SRE</i>	613

CONSTRUCTIONAL

Adaptable Low Cost Hi-Fi System <i>by W. Cameron</i>	566
General Purpose PSU with Auto Cut-Out <i>by N. S. Newell</i>	570
Midget Transistor Transmitter <i>by D. L. Gibson G3JDG</i>	581
Integrated Circuit f.m. tuner <i>by L. McNamara, B.Sc. and A. J. McEvoy, B.Sc.</i>	588
In-circuit Transistor Tester <i>by A. Thomas</i>	605

OTHER FEATURES

Moving Coil Meters and their repair <i>by J. Law</i>	568
Guide to Surplus Communica- tions Receivers Part V <i>by K. Adkins B.Sc.</i>	574
P. W. Data Rule Part II <i>by I. J. Kampel</i>	597

JANUARY ISSUE WILL BE PUBLISHED ON
DECEMBER 8th

All correspondence intended for the Editor should be addressed to: The Editor, "Practical Wireless", George Newnes Ltd., Tower House, Southampton Street, London, W.C.2. Phone: TEMple Bar 4363. Telegrams: Newnes London, W.C.2. Subscription rates, including postage: 36s. per year to any part of the world. © George Newnes Ltd., 1967. Copyright in all drawings, photographs and articles published in "Practical Wireless" is specifically reserved throughout the countries signatory to the Berne Convention and the U.S.A. Reproductions or imitations of any of these are therefore expressly forbidden.

NEWS AND COMMENT...

R.S.G.B. EXHIBITION



Photo by permission of Radio and Space Research Station

At the International Radio Engineering and Communications Exhibition at the Royal Horticultural New Hall, Westminster, London, SW1, on September 27-30, 1967, the central feature was the Radio and Space Research display by the Science Research Council. This exhibit demonstrated studies of the atmosphere in relation to radio communications, the effect of the lower atmosphere was illustrated by a working model of a microwave refractometer. There was also a model of the new 25-metre diameter steerable aerial recently commissioned at Chilbolton in Hampshire which is being used to study radio propagation of radio waves through space and the earth's atmosphere.

Dr. J. A. Saxton, Director of the Radio and Space Research Station, opened the Exhibition at 12 noon on Wednesday, September 27th together with other Government and Armed Services officers who also supported the exhibition. (See picture above).

The General Post Office, Royal Signals, Royal Navy and Royal Air Force displayed their latest equipment and working test equipment for today's services.

Colour television was displayed by Bush Radio.

Manufacturers of communication short-wave receivers and transmitters from several countries showed the latest models with s.s.b. and v.h.f. and a wide range of aerials, components and test gear.

Demonstrations of transmitting and receiving television and experimental equipment, a Radio Teletypewriter station, and mobile equipment were working daily.

Below is a view of the PRACTICAL WIRELESS stand.



RADIO 1, 2, 3 AND 4—AN EXPLANATION

Revolution came to BBC radio recently. From now on it's Radio 1, Radio 2, Radio 3 and Radio 4.

The Light Programme divides into two stations. Radio 1 on 247 metres medium wave is the new pop music network. Radio 2 is the Light as it used to be, but joining Radio 1 at certain times. It's on 1500 metres long wave.

Radio 3 (464 metres and 194 metres) is the new title for the Third Programme and the Music Programme. Radio 4 is the new title for the Home Service.

With the exception of Radio 1, all the networks can also be heard on v.h.f.

THE BAKER "MAJOR MODULE"



The "Major Module" is the latest loudspeaker design by Baker Reproducers Ltd.

Its use is not limited to home hi-fi, it has a maximum power rating of 20 watts and is therefore ideal for theatres, halls, schools, discotheques, etc.

The unit comprises a 12in. Baker "Major" loudspeaker and a high efficiency tweeter, both mounted on a wooden baffle, size 19 x 12½in. ready for housing in any convenient enclosure or conversion of existing cabinets, furniture, etc.

The 12in. "Major" speaker has a bass resonance of 40—50c/s., and overall response of 30—17,000 c/s. The built-in concentric centre cone maintains the necessary balance between bass, middle and treble to produce faithfully your favourite music.

Complete kit is £10 19s. 6d. or fully assembled and £12 10s. post free.

BRITISH SCIENTIFIC ACHIEVEMENTS EXHIBITION

The Marconi Company, with a view to expanding its Eastern European markets, was showing a variety of data transmission equipment and microelectronic components at the British Scientific and Technological Achievements Exhibition, which opened in Warsaw on Saturday, October 7th. Marconi has previously sold Marconidata data transmission equipment in Czechoslovakia, and plans demonstrations for Hungary, Rumania and Bulgaria.

The exhibition was held to illustrate a number of themes, selected largely by the Polish authorities. Marconi were represented in two of them; Data Transmission and Planar Techniques. In the Data Transmission section the Company provided a working demonstration of the direct transmission of medium speed data over telephone lines, using the Marconidata H6010 series.

In the Planar Techniques section the Company showed a 16mm. colour film of the process involved in its own production of silicon microcircuits. In addition, the predominantly technical audience were able to inspect such microcircuits in detail, through a Marconi binocular microscope.

NEWS AND COMMENT...

LATEST EDDYSTONE BROADCAST RECEIVER



The latest Eddystone broadcast receiver, Model EB36, is now in full production at the Birmingham works of Eddystone Radio. Fully transistorised, this receiver covers Range 1, 8.5Mc/s to 22Mc/s; Range 2, 3.5Mc/s to 8.5Mc/s; Range 3, 1.5Mc/s to 3.5Mc/s; Range 4, 550kc/s to 1500kc/s; Range 5, 150kc/s to 350kc/s.

For 15dB signal-to-noise ratio, sensitivity is better than 5 microvolts on ranges 1 to 3, and better than 15 microvolts on ranges 4 and 5.

The bandwidth is 5kc/s at the 6dB points and 25kc/s at the 40dB points.

The image rejection is approximately 50dB at 2Mc/s and 15dB at 18Mc/s. Breakthrough at the i.f. of 465kc/s is at least 85dB down on ranges 1 to 3 and greater than 65dB down on ranges 4 and 5. Audio output is up to 750mW.

The price of the EB36 (ex works) is £45. In the UK, purchase tax brings this to £54 5s. 7d.

Photograph shows finished receiver during final testing, before leaving the Eddystone Works in Birmingham.

CALLING ALL DX-ERS

BBC World Radio Club, a weekly 15-minute programme, began in the BBC World Service on July 1st, and within three weeks it had over 1,000 members. Membership is open to anyone who writes in. But as the producer John Pitman says, "If you want to have a real stake in the programme, why not write a letter to tell us how to run it". From October, World Radio Club is broadcast in the BBC World Service on Saturdays at 0745 GMT, Mondays at 0245 GMT, and Tuesdays at 1245 GMT. In addition it is broadcast in the North American Service for the first time; in October on Thursdays at 1615 GMT, and in November and December at 1715 GMT.

World Radio Club helps the listener to improve reception, suggests the best sort of equipment, talks about the world of radio communication, and contains regular news for DX-ers and an invitation to DX-ers in other countries to submit tapes of their experiences. With the BBC's technical resources behind it, it is able to cover a wide field. Recent topics have included the BBC's Monitoring Service, the BBC Relay Station at Ascension Island, the implications of sunspots, maximum, forecasts of propagation conditions, a series on aerials ranging from the simple to the sophisticated.

GUIDE TO BETTER R.F. COMMUNICATIONS DESIGNS

Motorola's Semiconductor Products Division has compiled a new, comprehensive R.F. Circuit Design Library booklet containing actual circuit design and testing information from Motorola's r.f. applications engineering staff. The 150-page volume includes 10 authoritative applications, notes describing the use of basic techniques for r.f. design, plus specific r.f. applications useful to the communications circuit designer.

Besides application information, the handy guide book also includes "highlight specifications" for Motorola r.f. amplifier transistors (germanium and silicon—both large and small signal devices) to assist the r.f. circuit design engineer in selecting the proper device for every application.

Some of the topics covered in this "all-in-one" r.f. communications guide include, "What's and Why's about Y-Parameters", "Systemising R.F. Power Design", "R.F. Small Signal Design Using Admittance Parameters", and "A 50 Watt, 50Mc/s Solid-State Transmitter".

The convenient loose-leaf binding makes the addition of new r.f. design materials both easy and practical.

The R.F. Circuit Design Library is available from Motorola Semiconductor Products Inc., York House, Empire Way, Wembley, Middlesex.

R.S.G.B. NATIONAL MOBILE RALLY



By permission of His Grace the Duke of Bedford, the 1967 R.S.G.B. National Mobile Rally was held at Woburn Abbey on September 10th. There was the usual car park with the wonderfully fascinating array of whip aerials.


Talk-in stations were GB2VHF and GB3RS on 2m, 4m and 160m, and the Radio Amateur Emergency Network had their time cut out manning a station in a beautifully equipped caravan which doubled up as a "mobile shack".

There were the usual bargain-tents there and many people walked away with a great assortment of equipment really feeling that their visit had been made worth while.

Once again this year, XYL's, YL's and the kids were able to amuse themselves with the facilities offered at Woburn, with the Woburn Safari Service and the fairground, etc.

The picture shows one of the bargain stands at the Rally.

ADAPTABLE LOW COST hi-fi SYSTEM



W. CAMERON

PART 1

THE amplifier described here has been developed around low cost transistors. It has a useful one watt output in its basic form, or used as a driver can provide up to 15 watts from the power amplifier described later.

Construction has been made as simple as possible, so some of the finer points of rather complicated HI-FI systems have been avoided, whilst retaining the main considerations of excellent frequency and transient response, low distortion and correct matching.

All of the components are standard and readily obtainable. Construction is made on tag-board to obviate the necessity of a printed circuit, and to make building as straightforward as possible.

The circuit is based on the now almost standard arrangement of transformerless output from a complementary pair of transistors. Transistors specified are supplied as a package consisting of a driver transistor and matched pnp and npn output transistors.

Other transistors which are near equivalents may be used, but some resistor values may have to be altered to secure optimum performance to obtain freedom from crossover distortion. This may be

difficult, unless the facility of an audio generator and oscilloscope is available.

The amplifier is constructed in three stages. The first is the basic amplifier which on its own will be found extremely useful as a general purpose amplifier. It can be powered from a supply of 9V to 12V (battery or mains) and is designed to feed into a loudspeaker load of 10 to 15 ohms.

The frequency response is within 3dB over the range 30c/s to 50kc/s.

The output power is nominally 1 watt with a 12V supply, being 1.2 watts into a 10 ohm load and 900mW into 15 ohms. Determining output power with transformerless output stages will be discussed later.

The second stage of construction adds a pre-amplifier stage and tone controls, discusses input and impedance considerations, and completes the 1 watt version of the amplifier.

The final stage shows how the amplifier can be used as a driver, and adds a pair of power transistors to provide an output of 5 or 15 watts into speaker loads of 15 or 3 ohms respectively.

Methods of determining power output are con-

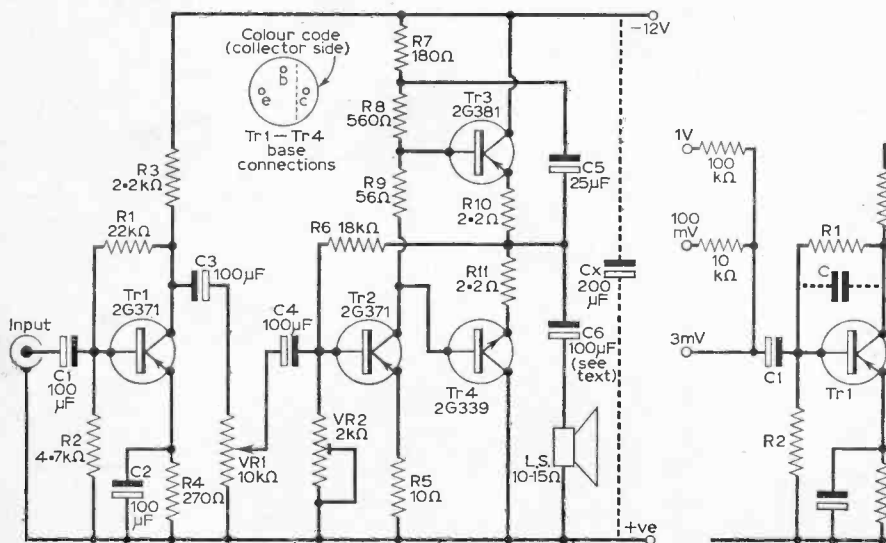


Fig. 1 (left): Circuit diagram of the basic amplifier. Cx is required when a battery is used to provide the power supply.

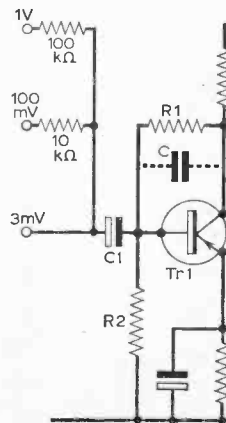


Fig. 2 (right): Resistors in series with the input give a choice of input impedance and sensitivity. Tone correction can be effected by shunting R1 with a capacitor C.

sidered and a mains power supply unit will be described.

★ components list

BASIC AMPLIFIER

This unit is a complete amplifier in its own right.

The input impedance is approximately 350 ohms and sensitivity for full output is 3mV rms, which makes it suitable for direct connection to a low impedance microphone or magnetic pick-up, with an impedance of 350 ohms or less.

The input impedance can be raised by inserting a resistor in series with the input. The value of resistor added to the input impedance will then determine the resulting input impedance, and will also reduce the sensitivity by the same ratio. By this means it can be fed from a tuner or other device intended to feed into 10kΩ to 100kΩ, and with an output of 100mV to 1 volt rms (Fig. 2).

A crystal pick-up may be connected to the 100kΩ input with some loss of bass although this can be improved by shunting R1 (22kΩ) with a capacitor of 2000–3000pF. With a high output crystal a higher value of series resistor may have to be used, to prevent overloading the first stage.

The first stage Tr1 has considerable negative feedback applied from collector to base via R1. This is necessary to maintain high quality at all volume control settings, as varying the control presents a varying load to the collector of Tr1 due to the low base impedance of Tr2.

The preset control VR2 is to set the centre voltage, i.e. the voltage at the junction of R10 and R11, to half the i.t. If the constructor does not possess a voltmeter, VR2 should be replaced with a fixed resistor of 1.5kΩ, with perhaps a small loss in maximum output from the amplifier.

R8 is the collector load of Tr2. It is returned via C5 to the emitters of Tr3 and Tr4, and thus the a.c. signal is applied between the base and emitter of each output transistor. Without it degeneration would be present, considerably reducing the gain of the output transistors, and hence the audio output. R6 provides base bias for Tr2 and also d.c. and a.c. feedback.

The resistor R9 is small enough compared to R8 to have negligible effect on the load resistor, but provides a small voltage difference between bases to bias the output transistors correctly and prevent crossover distortion.

The loudspeaker is isolated from d.c. by the coupling capacitor C6. The value of C6 really depends on how good the loudspeaker is.

With a speaker of the type used in ordinary domestic equipment 100μF is sufficient. On the other hand, if the constructor is fortunate enough to possess a

Resistors:

R1	22kΩ	R7	180Ω
R2	4.7kΩ	R8	560Ω
R3	2.2kΩ	R9	56Ω
R4	270Ω	R10	2.2Ω
R5	10Ω	R11	2.2Ω
R6	18kΩ	All 10% ½W.	

Capacitors:

C1	100μF	C5	25μF
C2	100μF	C6	100–1000μF (see text)
C3	100μF	CX	200μF
C4	100μF	All 12V min. working electrolytics	

Semiconductors:

Tr1	2G371	near equivalents	OC71, AC155 OC71, AC155 OC81, AC154 AC127, AC157
Tr2	2G371		
Tr3	2G381		
Tr4	2G339		

Miscellaneous:

VR1 10kΩ log, VR2 2kΩ skeleton preset, 18 way group panel, connecting wire, sleeving, etc.

high quality speaker with a response down to 20 or 30c/s C6 should be 1,000μF, as with this value the amplifier response is only 3dB down at 30c/s, compared to 10dB down with 100μF.

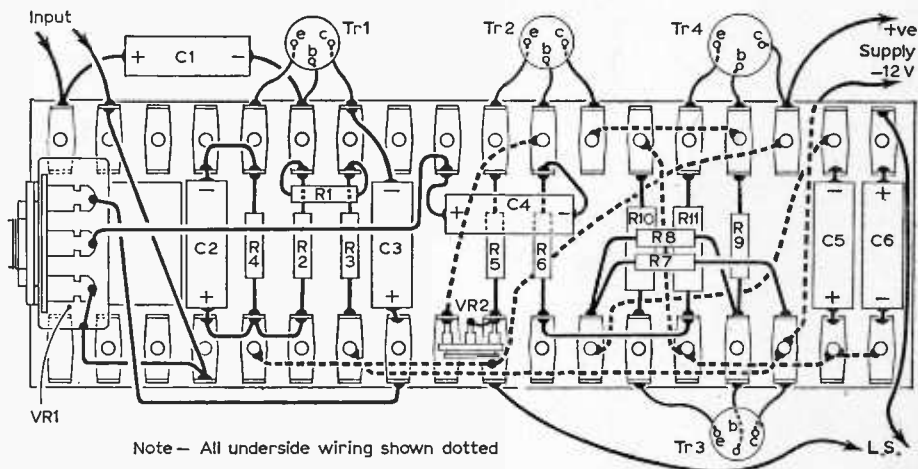
CONSTRUCTION AND TESTING

The actual construction needs little comment. All soldered joints should be perfect. There must be no suspicion of "dry" or high resistance joints.

When construction is completed, it is most advisable to check every component connection. A single mistake in the driver or output sections could very easily destroy one or both output transistors.

Connect a 15 ohm speaker to the amplifier output and set VR2 to about two thirds toward maximum (so that about 1.5kΩ is in circuit). Connect the supply leads in the correct polarity to a 9 volt battery. With a voltmeter connected between positive

—continued on page 614



Note — All underside wiring shown dotted

Fig. 3: Basic amplifier wiring on the group panel.

MOVING COIL METERS AND THEIR REPAIR

J. LAW

A TEST meter is a must with all radio constructors and the price ranges and types available are legion. The old faithfuls Avo and Taylor are still perhaps the most popular but European and Japanese meters have in recent years become available at very reasonable prices and ex-Service meters can still be bought cheaply.

All test meters can be relatively easily damaged, both electrically and mechanically. What engineer has not at some time or other dropped a meter accidentally, or overloaded it and winced as the pointer banged against the stop pin? Fortunately a damaged meter can usually be repaired given a steady hand and good eyesight. An understanding of how a meter works helps in diagnosing the trouble.

The popular voltage and current meters used by radio constructors incorporate a moving-coil unit. This is basically a coil of fine wire suspended in end bearings and secured fore and aft by coiled balance springs. The coil is in a magnetic field and supports a pointer as shown in Fig. 1. Current passing through the coil reacts with the magnetic field and the coil rotates. The deflection is proportional to the strength of the current and the pointer traverses a calibrated scale giving a reading according to the range being measured.

Voltage ranges are determined by adding resistors in series with the coil; current ranges by paralleling resistors across the coil. Resistance can be measured by adding a battery in series with the coil and a resistor of sufficient value to move the pointer to the end of the scale when the test leads are shorted together.

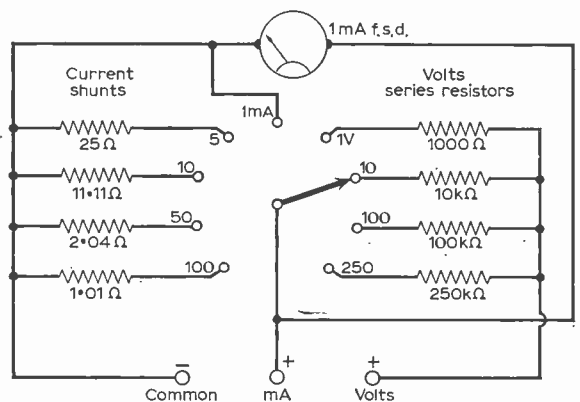
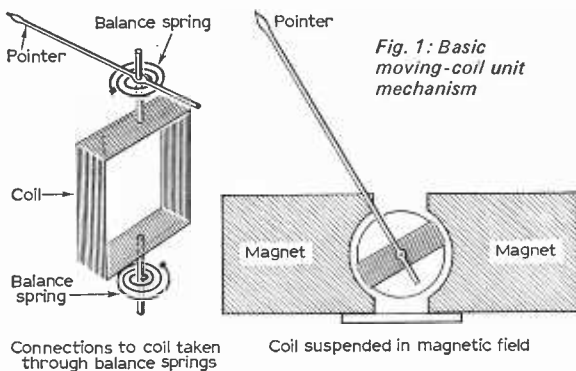
Note that irrespective of whether voltage, current or resistance is being read in the scale it is the current passing through the coil which operates the meter. Each type of meter requires a specified current to deflect the pointer fully across the scale.

This current, which gives full scale deflection (f.s.d.), is a measure of the quality of the meter. A cheap meter may require 1mA to give f.s.d. whilst an Avo Minor takes only 0.1mA and the Avo Model 8 only 50µA. Thus the better meters consume less power in use. F.S.D. on the lowest current range coincides with the consumption figure. The lowest range on the Avo Minor is 0.1mA and that on the Avo Model 8 50µA. It is this figure which determines the resistor values for the different ranges in a meter. Fig. 2 shows a typical meter circuit.

MECHANICAL FAULTS

Mechanical damage is usually the result of dropping the meter. The case may fracture, the glass break or loosen in its mounting, the pointer bend or, in extreme cases, the coil spring connections break or the pivots jump out of their bearings. The only tools required are a selection of tweezers, preferably non-magnetic, jeweller's screwdrivers and watch glass, small pointed pliers, a fine sewing needle, some pointed matchsticks and a soldering iron. It is essential to keep the movement clear of metal filings and absolute cleanliness is necessary. Work on a clean sheet of white paper and have a few shallow containers for screws etc.

To check a suspect meter hold it under a good light and rock it so that the pointer moves across the scale and returns to the rest position. This will check the freedom of the pointer, the balance of the bearings and the hair springs. If the action is jerky or sluggish there is clearly a mechanical fault present. To take the movement out of the case remove the securing screws around the side or



bottom. One may be buried under the maker's wax seal. Ensure that all the tiny screws are placed in a safe container.

After removal any damage to the case can be repaired with Araldite. A loose glass can foul the pointer; it should be removed, the frame scraped clean and the glass secured with Evo-Stik. Check the zero adjusting knob and ensure that the stop pin is in place. If loose it can be stuck with Evo-Stik also. If missing it can be replaced with a piece of copper wire.

Having taken the movement from its case check the pointer freedom by blowing gently across it. If still catching it may be fouling the scale plate. The pointer is made of thin aluminium and is very fragile. It can be worked gently with tweezers to raise it free of the scale. If bent sideways as a result of an overload care must be taken not to over-correct the bend or the pointer may break off. Should this happen a satisfactory substitute can be made from a nylon brush bristle. This must be thin enough not to obscure too great a width on the scale but stiff enough not to flex. Evo-Stik will secure the bristle to the pointer support.

If clear of the scale plate check the pointer movement again. It should move freely to the far stop pin and return smoothly to rest. Occasionally a pointer fouls the scale because of excessive slackness in the pivot bearings. The pivots move in cups like a watch balance wheel and these can be screwed up to allow for wear. A fine jeweller's screwdriver will tighten them. It is not essential for the pivots to be a tight fit in the bearings—only sufficient to ensure smooth movement of the pointer.

Dropping a meter can result in fouling of the turns in the balance springs. Inspection with the watch-maker's glass will confirm this fault. Usually gentle manipulation with a fine needle will result in the coils dropping into their correct position again. If the fall has caused the end of a spring to break away from its anchor point it can be re-soldered. For this operation speed is essential as prolonged heat will destroy the temper of the spring. Six turns of 12s.w.g. copper wire would around the bit of the soldering iron will give a bit small enough for this delicate job. Ensure that the iron gets really hot and use low melting point solder. Clean the end of the spring and the anchor point with Thawpitt, dab a minute spot of flux on both surfaces, gently position the end of the spring with tweezers and apply the iron and solder swiftly. Three hands are a help!

Before reassembly into the case check the condition of the ohms battery: if in doubt replace it. Inspect the spring contacts for corrosion. Brasso will remove any and a spot of electrolube grease will protect them for the future. Electrolube on the switch contacts will obviate high-resistance contacts, which can be troublesome on the low ranges. Ensure that the zero setting knob functions—the pin sits in the cut-out in the pointer base.

ELECTRICAL FAULTS

Electrical breakdown in a meter is usually the result of overloading. Expensive meters like the Avo Model 8 and 9 have overload cut-out devices which protect the movement. Others have fuses in the low ranges, but the cheaper meters have no protection. Having removed the movement from its

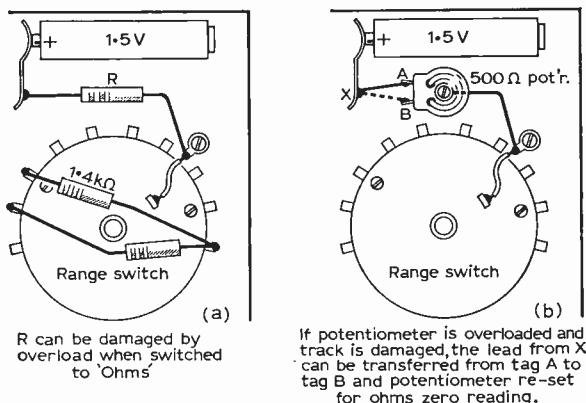


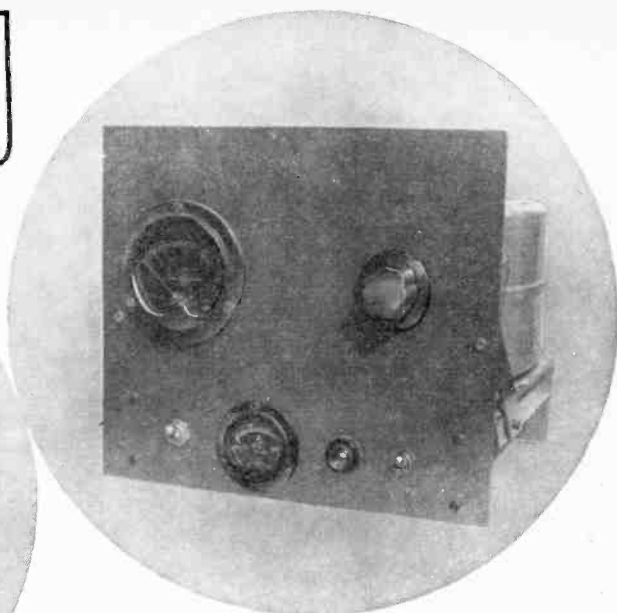

Fig. 3: Avo Minor layout. (a) Location of R; (b) replacing R.

case check for fuses (wishful thinking). Signs of overload damage include the smell of burnt shellac or Bakelite, blackened or broken resistors or shunt coils, distorted balance springs or even a burnt out coil. Serious damage requires the return of the meter to the makers for professional attention.

If, however, the damage is clearly a burnt out resistor this can be replaced. The original value may be obliterated but can often be deduced. First ascertain the range the meter was switched to when the damage occurred. As a practical example assume the meter to be the popular Avo Minor. If switched to the ohms range and accidentally connected to the h.t. supply the resistor shown in Fig. 3 (a) will burn out. Given a circuit diagram, of course, its value can soon be determined. A careful study of the layout and switching would also enable the value to be ascertained, but it can be deduced by simple trial and error. Remove the damaged resistor and mark the terminal points with nail varnish for future identification. Join the meter leads together, check that it is still switched to ohms and bridge the marked terminal points with a high resistor, say 10kΩ. A minute movement of the pointer will be seen. Now try a 1kΩ resistor; the pointer will move farther across the scale. 500Ω takes it beyond the centre and with a 100Ω resistor the pointer just about reaches zero. Thus the required value is around 100Ω. A preset 500Ω miniature potentiometer can be used to replace the damaged resistor and adjusted to give the exact value required, i.e. to give zero reading on the ohms range. One incidental advantage of using a potentiometer of this value instead of around 100Ω is that if the same accident occurs again the lead can be transferred from the fixed terminal in use to the vacant one and the rotor reset as in Fig. 3 (b). Two replacements for the price of one!

Many of the ex-Service meters still available are good value for money but must be carefully checked before purchase. They may have been in bulk storage for years or damaged in service and patched up or even scrapped as beyond repair. The pivots and bearings may be corroded with age, resulting in a rough movement. Internal batteries can leak and spread corrosion over the unit. If the price is right, however, there are still bargains about; but if the meter is defective be sure you can put it right before parting with your money. The information given above should help. ■

GENERAL PURPOSE PSU



WITH AUTO CUT-OUT
N. S. NEWELL

A GENERAL purpose stabilised power supply is an invaluable asset not only for the serious experimenter, but also the active amateur constructor who may not wish to build a separate power supply for each unit.

The unit to be described was built by the author for all his valve equipment and may be used with anything from a small one valve receiver to a 60W transmitter. Regulated and unregulated outputs are available and an automatic cut-out device included in the ground line dispenses with the need to replace fuses each time an overload current or short circuited output occurs.

No specialised components are used in the construction and spares from the "junk box" may most readily be pressed into service. If every item is bought new, the total cost would be approximately £15. However, the author constructed his supply for a mere £5 and this included buying mains transformer, relay, meter movements and choke.

Circuit Description

A conventional full wave rectifier (Fig. 1) gives a smoothed but unregulated output voltage which is fed on to the anodes of V2 and V3 connected in parallel. These valves are acting as cathode followers and having a high GM consequently have a low output impedance. This is approximately $= \frac{m}{GM}$ (where m is the gain and is close to unity).

Specifications:

H.T. output voltage	550V unregulated 200V-430V variable regulated
Maximum output current	200mA
Minimum current to operate cut-out	230mA
L.T. supplies	6.3V at 6A
Output impedance	Less than 1Ω

Stabilisation is achieved by including a d.c. amplifier V4 fed from the cathodes of V2 and V3. The anode of V4 is directly connected through parasitic stopper resistors to the control grid of V2 and V3 and hence the voltage across the load resistor R11 will be the bias voltage for the series valves. The stabilising circuit works as follows.

A certain proportion of the voltage across C2 appears across V2 and V3. The remainder appears at the output terminals and is dropped through the external load. If an increasing load is applied (i.e. more current is drawn) the voltage at terminal 4 will tend to fall causing a rise in potential across V2 and V3. However, a resistor chain formed by R7, R8, R9 and R10 connected across the output sets the bias on the d.c. amplifier, and since the cathode of V4 is held at a steady potential by V5, any change in the output voltage will affect the bias of the d.c. amplifier. This change in the bias conditions will be amplified by V4 and a corresponding change will

appear at V4 anode. This change will also appear on the control grids of V2 and V3 causing these valves to conduct more and hence return their voltage drop to normal. This in turn causes the output voltage to return to normal. A decreasing load also causes the same chain of events in a negative sense and so stabilisation of the output voltage is achieved.

The 30Ω resistor R1 in the ground line was chosen for the relay shunt, as, for an overload current of 230mA, the volt drop across it would be the minimum firing voltage of the relay. The paralleling effect of the relay coil which was 1kΩ may be neglected. When the relay fires it does two things. First it disconnects the ground line and secondly it switches its coil on to a 47kΩ (R2) resistor which provides sufficient current to remain in the ON condition. A quick switch on and off at the mains switch will return conditions to normal once again providing the fault is removed or rectified.

If a different relay is used a new value of hold on resistance may be required and this may be calculated as follows:—

$$R_{\text{hold on}} (\text{k}\Omega) = \frac{\text{Voltage of unstabilised supply (V)}}{\text{relay minimum hold-on current (mA)}}$$

This gives a maximum value for R and it is advisable to use a slightly lower value than this. Fig. 4 shows a method of determining the relays minimum firing voltage and hold-on current. The 10kΩ resistor should be set to maximum and gradually decreased. When the lamp lights the value of V_{RL} should be noted and hence knowing the resistance of the relay coil I_{RL} may be calculated

$$\text{thus } I_{RL} = \frac{V_{RL} (\text{min})}{R (\text{coil})}$$

These are simple Ohm's Law calculations and should cause no difficulty.

Construction and Testing

The chassis will be required to be rigid and strong and nothing less than 16s.w.g. aluminium or 18s.w.g. steel will do. The mains transformer is mounted first, the appropriate holes having first been drilled and filed to shape. Having mounted the transformer, preferably with the terminals underneath the chassis other large components may be fitted, holes being drilled to suit.

The valveholder holes are made using chassis punches or by drilling a series of small holes along

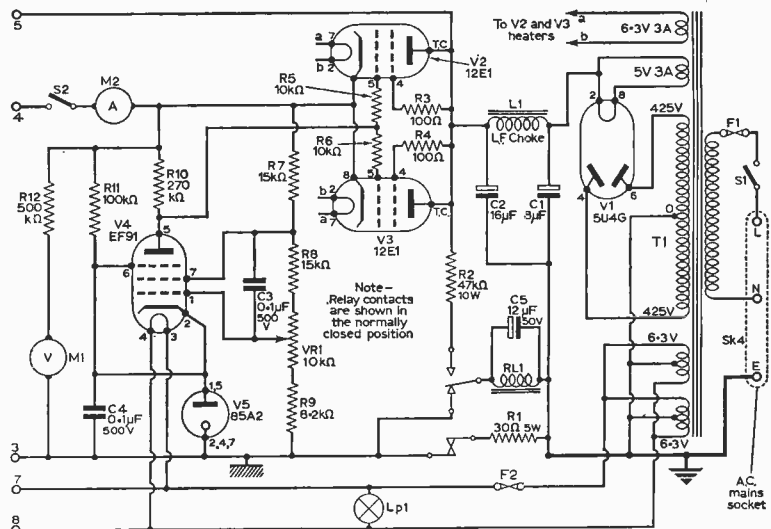


Fig. 1: Complete circuit of the stabilised power unit.

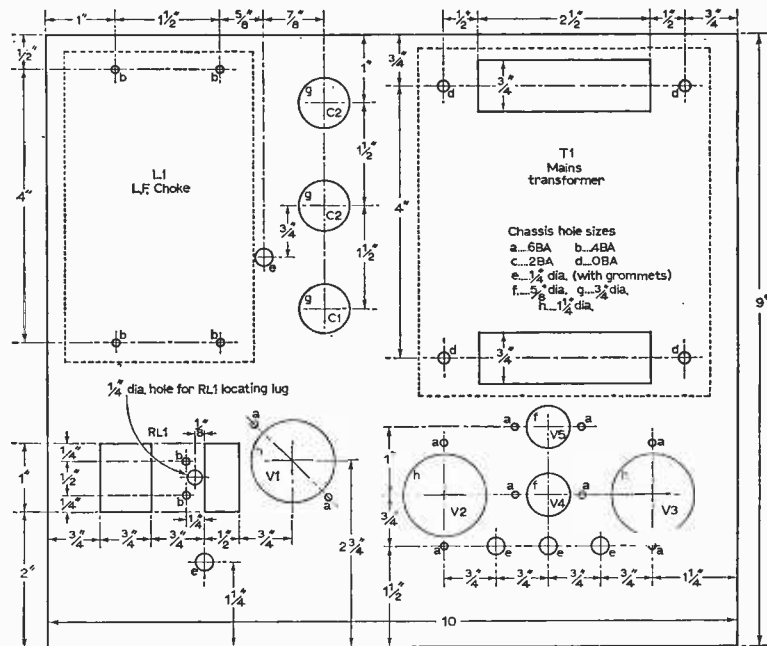


Fig. 2: Above-chassis view and drilling dimensions.

the inside periphery of the hole circumference and punching out.

All wiring should be direct and kept as close to the chassis as possible. Pairs of wires or cables carrying alternating current should be twisted together to minimise mains hum.

The parasitic stopper resistors R5 and R6 should be wired as close to the valve holder pins.

The only test applicable to this type of unit providing all is working properly, is that to determine the output impedance and this may be done as follows:

A variable load resistor capable of carrying up to 250mA at 300V is placed across the output ter-

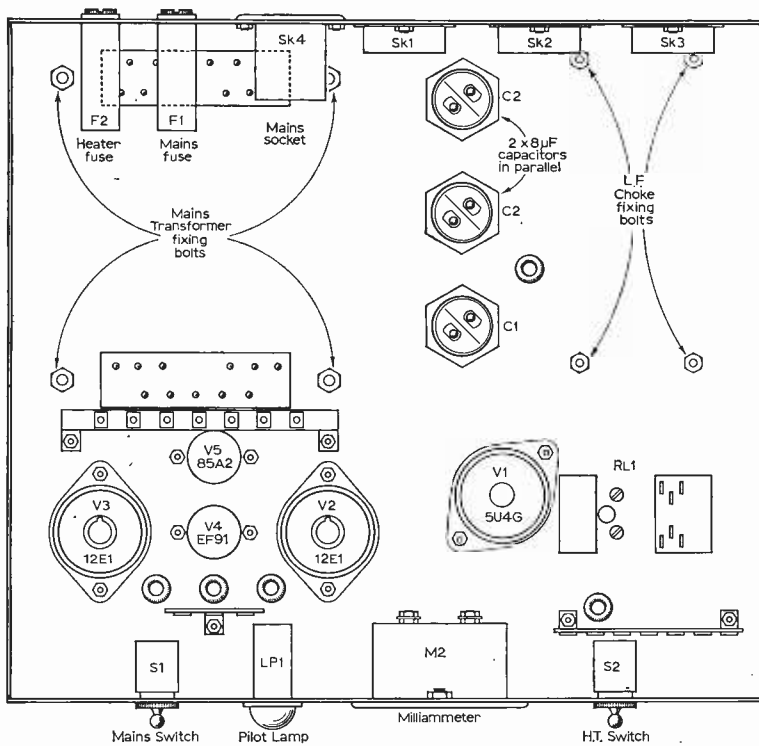


Fig. 3: Under-chassis component layout.

minals at one output socket and adjusted to maximum resistance. The unit is switched on and allowed to warm up. The voltage is then set to 300V and the voltmeter reading noted along with the current drawn from the supply. The output is switched off and the voltmeter reading again noted thus:—

★ components list

Resistors: (all 10% tolerance)

R1 30Ω 5W	R9 8.2kΩ 2W
R2 47kΩ 10W	R10 270kΩ 1W
R3 100Ω 1W	R11 100kΩ 1W
R4 100Ω 1W	R12 Multiplier resistor for M1. This is 500kΩ 1W for f.s.d. of 1mA.
R5 10kΩ ¼W	
R6 10kΩ ¼W	
R7 15kΩ 2W	
R8 15kΩ 2W	
VR1 10kΩ w.w. 2W	

Capacitors:

C1 8µF 600V paper
C2 2 x 8µF 600V electrolytic (connected in parallel)
C3 0.1µF 500V paper
C4 0.1µF 500V paper
C5 12µF 50V paper

Valves:

V1 5U4G
V2 12E1
V3 12E1
V4 EF91
V5 85A2

Transformers:

T1 450—0—450V 200mA, 6.3V 3A, 6.3V 3A, 6.3V 4A, 5V 3A

Inductors:

L1 10H 250mA choke

Meters:

M1 0—1mA f.s.d.
M2 0—300mA f.s.d.

Miscellaneous:

RL1 P.O. Relay 24V 1000Ω, 2 change-over contacts or similar; S1 s.p.s.t. on-off; S2 s.p.s.t. on-off; F1 2A fuse and holder; F2 10A fuse and holder; Lp1 6.3V 0.1A dial lamp and holder, etc. ■

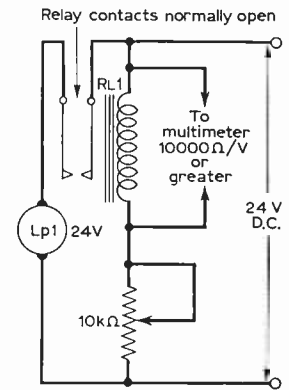


Fig. 4: Method for determining relay firing voltage.

Output impedance

$$(M) = \frac{\text{Difference in voltmeter readings}}{\text{current drawn by load (amps)}}$$

This test may be carried out at different load currents and different voltage settings and an average taken.

Having found the output impedance all that remains is to test the effectiveness of the cut-out.

This may be done by varying the load resistor and reducing its value until the cut-out fires, thus the current indicated on the ammeter just before the cut-out operated will be the cut-out firing current. This may be adjusted to suit by suitable value of R1.

practically wireless

commentary by **HENRY**

A FRIEND described a family bust-up caused by his enthusiastic account of an archeological "dig". Apparently, his dear Aunt disbelieved, on religious grounds, in the existence of anything B.C. Talk of radium measurement, atomic "half-life" or any scientific method of proof simply bounced off the closed door of Auntie's mind, and my friend, who likes all his T's crossed nearly had his eyes dotted into the bargain.



Nearly had his eyes dotted

How would Auntie have dealt, we wonder, with Mr. H. J. Hofman, who recently described a few worm-like fossilised objects found when a new road was being blasted north of Lake Huron, in Canada? The geological survey dated them some 2,000 million years old.

Which is something of a turn-up for the *Rhysonetron**, for the previous record for metazoa was some 700 million years. Next time your bus is twenty minutes late, think of *that* time-gap.

Nearer our watching brief, but still in the controversial world of relative matters is the question of the sonic boom. With an allergy to aircraft that dates back to the time a burly Sergeant pushed him from one in the belief

*The word means "a wrinkled spindle". This column is nothing if not educational.

that technical types attached to infantry battalions should learn the hard way, Henry watches "progress" with a wary eye. But some of the arguments make one wonder just what constitutes a noise nuisance.

To the ham searching the 15-metre band for an elusive DX signal, the hash from a neighbour's hair-dryer is more annoying than a psychedelic love-in at the local discotheque.

Silence itself is relative. Peter Black described silence as being "measurable by the small noises that can be heard in it". Whether it is a dripping tap in the wee small hours, a transistor radio on the beach or a concert-goer's cough, it is not the amount of noise but the character of the sound and its timing that causes the bother.

Professor Gavreau of the Electro-Acoustical Laboratory of the French National Centre for Scientific Research has been investigating *infra-sound*, those frequencies just below the audible limit: e.g., the feeling of an organ pedal-note that trembles around us without actually being heard.

Anyone who has been jolted out of a clinch on the boat-deck when an ocean liner's siren-sounded knows the feeling of low-frequency blast. Professor Gavreau built a giant siren and fed it from a compressed-air hose and very nearly put his whole staff in hospital on the first test! "All of us were sick for hours," he explained. "Everything in us was vibrating—stomach, heart, lungs. People in the other laboratories were sick too. They were very angry".

The Professor went on to develop a 78-ft. organ pipe giving off sounds down to $3\frac{1}{2}$ c/s. The most dangerous was 7c/s.

As one might have guessed, this march of progress is being turned to military ends. They are working on a whistle 18 feet across the mouth, mounted on a truck, with



A dripping tap in the wee small hours

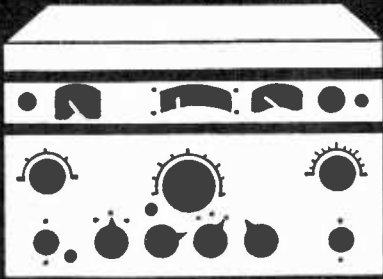
a fan turned by an aero-engine. This should give 10,000 acoustic watts.

"Should give. . ." The trouble is that they are afraid to test it, for this particular death-ray which would kill a man five miles away would do as much for its operator. So they are working on a means of focusing by propagating complementary sound-waves backwards, cancelling out the danger frequencies and protecting anyone in the rear.

Which brings us back to Peter Black. He argues that "noise should be turned off at source. Isn't all noise formed by sound waves? And aren't they all different frequencies? Then why can't we have some gadget excluding the jets and letting in the bees?"

There is an idea here. If Prof. Gavreau can turn his sound waves inside out to cancel their lethal effect, could not something be done with a cancellation baffle on the exhaust of an aero-engine? Noise-cancellation is not startlingly new and one circuit in a video tape recorder takes the noise peaks from a waveform, inverts them, delays the original signal minutely and feeds the inverted noise back in the right proportion to cancel the original.

Oh, the relative nuisance of noise! "What's that you said? Lovely music? Sorry, can't hear you for the horrible row the band is making."



GUIDE TO

K.ADKINS

SURPLUS COMMUNICATIONS RECEIVERS

PART 5

The R206

This receiver has some features in common with the R107, including size and weight. The latter has made it rather unpopular. It was probably first manufactured about twenty years ago. It has a fine specification.

The R206 covers 550kc/s-30Mc/s in six turret switched ranges. It contains 11 valves, including a separate oscillator stage and b.f.o. The i.f. bandwidth has three switched positions of 700c/s, 2.5kc/s or 8kc/s. There is also a 900c/s filter switch. The circuit includes a transient interference limiter.

There is a two speed, backlash free tuning control, and also a fine oscillator vernier tuning control. Other controls are: frequency range selector, aerial trimmer, l.f. gain, h.f. gain, a.g.c. switch and b.f.o. control. Sockets are provided for aerial, earth, muting, and headphone and line outputs. The overall size is 25in. x 13in. x 13½in.

The set requires an external power supply. The power unit (normally available with the set) operates from 100 to 250V a.c. or 12V d.c., and includes a loudspeaker.

Modifications: The set does not require modification, but an "S" meter would be a useful addition.

Availability: A very limited quantity of these receivers, condition unknown, were available in 1960, at £29 10s., with power unit. In late 1961, another batch of the Mk. 2 appeared in grade 2 condition at £25, including power unit. They were available for approximately one year, and by the end of 1962 the price had been reduced to £16, although the last few may have been in inferior condition.


In 1963 another release of the R206 Mk. 2 in grade 2 condition was made, again at £25, inclusive of power unit. These lasted about a year, and the price was reduced to £20 10s. in mid-1964. None have been released since, as far as can be ascertained. It is believed that R206 manuals are unobtainable.

The R208

The R208 is a little known receiver, and is not easily obtainable. It covers 10-60Mc/s in two bands. The circuit includes one r.f. stage and a b.f.o. The i.f. is 2Mc/s. It has 6 valves: 2 of 6K8G, 2 of EF39, 1 7Q6G, and 6V6G.

A 6½in. speaker is built in, and a phone jack is provided. It has a Muirhead reduction drive.

An a.c. mains power unit is built into the set, and



R208. Photograph by courtesy of Messrs. A J Thompson

also a 6-volt vibrator pack. Metal rectifiers are a feature of the a.c. power unit. The set is completely self-contained.

Modifications: The main disadvantage is the wide bandwidth, making it unsuitable for serious listening. This is a result of the high i.f., and unfortunately there is nothing that can be done about this, apart from adding a "Q"-fiver (i.e., an amplifier of lower intermediate frequency after the 2Mc/s, thus converting the receiver into a double superhet, although it is not known whether this has been previously attempted with the R208. If the owner is contemplating carrying out this modification then it would probably be worthwhile replacing the front end with a miniature valve (or adding a pre-selector), and adding an "S" meter.

As it would be a long process to bring the specification of their receiver up to an acceptable standard it is impossible to recommend this receiver to the serious user, particularly in view of its size and weight.

Availability: Some R208's were available before 1960. In 1960, a limited number in grade 2 condition were on sale for about £8. Since then, none have been available, although it may be possible to obtain one secondhand. R208 manuals probably exist in small numbers.

The R209

The R209 was manufactured for the British Army, and is of quite recent design. It has certain physical similarities with the R216. It has been released in small quantities, and has a good specification although it is not well known. It covers from 1-20Mc/s, and will receive a.m., f.m., and c.w. signals. There are 10 miniature valves, and the set is hermetically

Catalogue of Electronic Components and Equipment

Send today 5/- P&P 1/-

CATALOGUE

- ★ ELECTRONIC COMPONENTS
- ★ TEST EQUIPMENT
- ★ COMMUNICATIONS EQUIPMENT
- ★ HI-FI EQUIPMENT

We are proud to introduce our first comprehensive catalogue of Electronic Components and equipment. Over 150 pages fully illustrated, listing thousands of items, many at bargain prices. Free discount coupons with every catalogue. Everyone in electronics should have a copy.



CLEAR PLASTIC PANEL METERS

First grade quality Moving Coil panel meters available ex-stock. S.A.E. for illustrated leaflet. Discounts for quantity. Available as follows: Type MR 38P, 1 21/32in. square front.

100-0-100µA	22/6	200mA	22/6	100V D.C.	22/6
500-0-500µA	22/6	300mA	22/6	150V D.C.	22/6
1-0-1mA	22/6	500mA	22/6	300V D.C.	22/6
1mA	22/6	750mA	22/6	500V D.C.	22/6
2mA	22/6	1A D.C.	22/6	750V D.C.	22/6
5mA	22/6	2A D.C.	22/6	15V A.C.	22/6
10mA	22/6	5A D.C.	22/6	50V A.C.	22/6
20mA	22/6	3V D.C.	22/6	150V A.C.	22/6
50µA	32/6	50mA	22/6	300V A.C.	22/6
100µA	29/6	100mA	22/6	500V A.C.	22/6
200µA	27/6	150mA	22/6	750V A.C.	22/6
500µA	25/-	200mA	22/6	1000V A.C.	22/6
50-0-50µA	29/6	50V D.C.	22/6	50V D.C.	22/6

50-0-50µA 29/6 POST EXTRA. Larger sizes available—send for lists.

R.C.A. AE 88 SPEAKERS
8in., 3 ohm speakers in metal case. Black crackle finish to match our 88 Receivers. Available Brand New and Boxed with leads. 59/6. Carr. 7/6.


COSSOR 1055 Mk II DOUBLE BEAM OSCILLOSCOPES
Latest model using miniature valves Perfect condition. £45. Carr. 30/-.

GARRARD RECORD PLAYERS
SRP22 Player mono £4.4.0; 1000 changer mono or stereo £5.15.6; 2000 changer mono or stereo £6.19.8; 3000 changer mono or stereo £7.19.6; SP26 Player mono or stereo £9.19.8; SP25 with cast turntable £10.19.6; AT600 changer mono or stereo £10.19.0; AT600 Mk II less cartridge £11.19.3; AT70 less cartridge £13.19.0; LA180 Mk II Stereo £25.0.0; 401 Transcription 26 7ms. Brand new and guaranteed. All plus post and packing 6/-.




ADMIRALTY B.40 RECEIVERS
Just released by the Ministry. High quality 10 valve receiver manufactured by Murphy. Coverage in 5 bands 650 Kcs-30 Mc/s. 1/F. 500 Kcs. Incorporates 2 R. F. and 3 I.F. stages, band-pass filter, noise limiter, crystal controlled B.F.O., calibrator 1/F. output, etc. Built-in speaker, output for phones. Operation 150/230 volt A.C. Size 19 1/2 x 19 1/2 x 16in. Weight 11 1/2 lbs. Offered in good working condition, £22.10.0. Carr. 30/-. With circuit diagrams. Also available B.41 L.F. version of above. 15 Kcs.-700 Kcs., £17.10.0. Carr. 30/-.

LAFAYETTE KT-340 COMMUNICATION RECEIVER SEMI-KIT
Build this wonderful receiver and save pounds. Supplied semi completed, main components ready mounted, R.F. section already wired and aligned. Full and precise instructions supplied. Specification:— 8 valves—rectifier, 4 bands covering 550 Kcs.-30 Mc/s. Incorporates 1 R.F. and 2 I.F. stages, Q' Multiplier, B.F.O., A.N.L., 'S' meter, bandspread, aerial trimmer etc. Operation 115/230 V. A.C. Price 25 gns. Carr. 10/-.



NEW LAFAYETTE MODEL HA-700AM/CW/SSB AMATEUR COMMUNICATION RECEIVER
8 valves, 5 bands incorporating 2 MECHANICAL FILTERS for exceptional selectivity and sensitivity. Frequency coverage on 5 bands 150-400 Kc/s., 550-1,500 Kc/s., 1.6-4.0 Mc/s., 4-8-13.5 Mc/s., 10-30 Mc/s. Circuit incorporates R.F. stages, aerial trimmer, noise limiter, B.F.O., product detector, electrical bandspread, 8 meter, slide rule dial. Output for phones, low to 2 KΩ or speaker 4 or 8 ohms. Operation 230/240 volt A.C. Size 7 1/2 in. x 10 in. x 10 in. Supplied brand new and guaranteed with handbook 36 GNS. Carr. 10/- S.A.E. for leaflet.

HAM-1, 4 BAND COMMUNICATION RECEIVER
4 wavebands covering 535 Kc/s. to 30 Mc/s. 5 valve superhet circuit incorporates 8 meter B.F.O., BANDSPREAD TUNING, BUILT-IN 4in. SPEAKER, FERRITE AERIAL AND EXTERNAL TELESCOPIC AERIAL. Operation 230/240 v. A.C. Supplied brand new with handbook. NOW £15.15.0. Carr. 10/-.



CALLERS WELCOME!
Open 9 a.m. to 6 p.m. every day Monday to Saturday. Trade supplied. All items available as previously advertised.

NEW MODEL 500.
30,000 o.p.v. With overload protection, mirror scale 0/-5/12-5/10/25/100/250/500/1,000v. D.C. 0/2-5/10/25/100/250/500/1,000v. A.C. 0/50µA/15/150/500mA. 12 amp. D.C. 0/60K/6 Meg./60 Meg. Ω. £8/17/8. Post Paid.

PROFESSIONAL 20,000 o.p.v. LAB. TYPE MULTITESTER



With automatic overload protection, mirror scale. Ranges: 1/10/50/250/500/1,000 volts. D.C. and A.C. 0-500 µA, 10 mA, 250 mA. Current: 0/20K, 200K, 2 megohm. Decibels: -20 to +22dB. £5/10/0. P. & P. 2/6.

TE-900 20,000 Ω VOLT GIANT MULTIMETER
6in. full view meter. 2 colour scale. 0/2-5/10/250/1,000/5,000v. A.C. 0/25/12-5/10/50/250/1,000/5,000v. D.C. 0/50µA/110/100/500 mA 10 amp. D.C. 20K/200K/20 Megohm. £12/19/6. P. & P. 5/-.

MODEL ZQM TRANSISTOR CHECKER
It has the fullest capacity for checking on A, B and Ico. Equally adaptable for checking diodes, etc. Spec: A: 0/7-0.9667. B: 5-200, Ico: 0-50 microamps 0-5mA. Resistance for diode 200 Ω-1 Meg. Supplied complete with instructions, battery and leads. £5.19.6. P. & P. 2/6.

★ TRANSISTORISED FM TUNER ★

6 TRANSISTOR HIGH QUALITY TUNER. SIZE ONLY 6in. x 4in. x 2 1/2in. 3 I.F. stages. Double tuned discriminator. Ampie output to feed most amplifiers. Operates ready built battery. Coverage 88-108 Mc/s. Fantastic value for money. £8/10/0. P. & P. 2/6.

NOMBREX TRANSISTORISED EQUIPMENT.



All Post Paid with Battery

Model 22 P.S.U. 0-15v. D.C. £14. Model 30 Audio Generator 10 c/s-100 Kcs £19/10/0. Model 31 R.F. Generator 150 Kcs.-350 Mc/s. £12/10/0. Model 27 Signal Generator 150 Kcs.-350 Mc/s. £10/10/0. Model 62 C.R. Bridge £8. Model 66 Inductance Bridge £18. Model 61 P.S.U. 0-5-15v. D.C. £6/10/0.

TE-65 VALVE VOLTMETER

High quality instrument with 28 ranges. D.C. volts 1-5-1,500v. A.C. volts 1-5-1,500v. Resistance up to 1,000 megohms. 220/240v. A.C. operation. Complete with probe and instructions, £15. P. & P. 6/- Additional Probes available: R.F. 35/- H.V. 42/6.

TYPE 13A DOUBLE BEAM OSCILLOSCOPE BARGAINS!

A high quality instrument, offered at a fraction of original cost. Timebase 2 c/s-750v. A.C. Separate Y1 and Y2 amplifiers up to 5-5 Mc/s. Built-in calibrators at 100 kc/s and 1 mc. Operation for 115/230v. A.C. Available in excellent condition, fully tested and checked £22/10/0. Carr. 30/-.

TE-20RF SIGNAL GENERATOR

Accurate wide range signal generator covering 120 Kc/s-260 Mc/s on 6 bands. Directly calibrated. Variable R.F. attenuator. Operation 200/240v. A.C. Brand new with instructions £12/10/0. P. & P. 7/6. S.A.E. for details.

LAFAYETTE TE-46 RESISTANCE CAPACITY ANALYSER

2 P.F. - 2,000 MFD. 2 ohms 200 megohms. Also checks impedance turns ratio, insulation, 200/250 v. A.C. Brand New £15. Carr. 7/6.

TE22 SINE SQUARE WAVE AUDIO GENERATORS

Sine: 20 c.p.s. to 200 kc/s on 4 bands. Square: 20 cps to 30 kc/s. Output impedance 5,000 ohms, 200/250 v. A.C. Supplied brand new and guaranteed with instruction manual and leads, £15. Carr. 7/6.

ARF-100 COMBINED AF-RF SIGNAL GENERATOR

AF SINE WAVE 20 - 200,000 cps. Square wave 20-30,000 cps. O/P. HIGH IMP. 21 v. P.P. 0.00 0-8 v. P.P. TF. 100 kc/s-300 Mc/s. Variable R.F. attenuation In/Ext. Modulation. Incorporates dual purpose meter to monitor AF output and % mod. on R.F. 220/240v. A.C. £27/10/0. Carr. 7/6.

SILICON RECTIFIERS

200 v. P.I.V. 200mA	2/6
200 v. P.I.V. 6 amp.	5/6
400 v. P.I.V. 3 amp.	7/6
1,000 v. P.I.V. 5 amp.	7/6
400 v. P.I.V. 6 amp.	5/6
400 v. P.I.V. 8 amp.	7/6
1,000 v. P.I.V. 650mA.	6/6
800 v. P.I.V. 500mA.	5/6
800 v. P.I.V. 5 amp.	7/6
400 v. P.I.V. 500mA.	3/6
70 v. P.I.V. 1 amp.	3/6
150 v. P.I.V. 165mA.	1/-
150 v. P.I.V. 25 amp.	19/6
700 v. P.I.V. 100 amp.	49/6
400 v. P.I.V. 3 amp (S.C.R.)	7/6
100 v. P.I.V. 5 amp (S.C.R.)	13/6
200 v. P.I.V. 5 amp (S.C.R.)	15/6
400 v. P.I.V. 5 amp (S.C.R.)	17/6

Discounts for quantities. Post extra

Radio Engineers Required


Must be experienced and able to service all types of equipment, including Military receivers and test equipment. Well paid and permanent position for suitable applicants. References required. Telephone or write for appointment.

C.W. SMITH & CO (RADIO) LIMITED

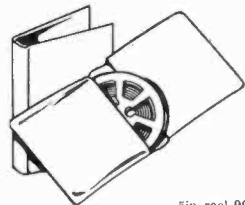
Phone: GERRARD 8204/9155
Cables: SMITHEX LESQUARE
3-34 LISLE STREET, LONDON, W.C.2

BARGAIN OPPORTUNITIES

FROM



FREE LIBRARY WALLET ONLY FROM T.R.S.



With each reel of this tape by an internationally famous manufacturer we give you a beautifully made wallet strongly made in simulated leather with space for a reel of tape each side. This is professional quality full frequency tape with metallised leader/stop foils. These library wallets solve once and for all the problems of storing tapes efficiently and tidily.

5in. reel, 900ft. with wallet **12/6**
p. & p. 1/6 per reel
5 1/2 in. reel, 1200ft. with wallet **17/6**
7 in. reel 1800ft. with wallet

GARRARD UNITS & PLINTHS

LM 3000 Record Player with 9T.A. Stereo Cartridge. Brand new as from factory ... 8 gns.
AT.60 Mk II De-luxe Auto-changer, die-cast turntable. Less cartridge. £10.19.8
SP.25 De-luxe single record player, die-cast turntable. Less cartridge. 9 gns
Packing and carriage on any one of above 7/6 extra.


Garrard Plinth. Ideal mounting for the Garrard units offered here. Will readily suit any hi-fi set up in fine Teak. Complete with useful soft plastic dust cover. Packing and carriage 5/- 75/-

Garrard clear-view rigid perspex cover (carriage 3/6). 57/6

Garrard Mono Cartridges from 15/-; Stereo from 25/-.

T.R.S. MULLARD AMPLIFIERS STEREO 10-10

Valve amplifier to exact Mullard spec. With pre-amp tapped o/p transformer 3 and 15Ω, all controls, H.T. and L.T. outlet, mono, stereo and speaker phase switching. Complete with escutcheon, knobs, plugs, etc. Ready built. (p. & p. 12/6) **£20.0.0**



Kit form duo short (p. & p. 12/6) **£17.10.0**

3-3 MONO

3 valve 3W amplifier with controls, absolutely complete kit including panel, knobs, etc. (p. & p. 7/6) **£7.10.0**

5-10 MONO

5 valve, 10W basic amplifier kit complete. (p. & p. 7/6) **£9.19.6**
with passive control network and panel **£11.19.6**
2 valve pre-amp kit **£6.12.6**

7 VALVE AM/FM RG REPLACEMENT CHASSIS

A superbly powerful high performance instrument for the keenest enthusiasts. Provides tuning on long, medium and P M wavebands. Excellent sensitivity. Permeability tuning on P.M. Large clear dial, A.V.C., good neg. feedback. Magic eye. 3W output. A.C. 200/250V. Circuit diagrams available. Aligned, tested and ready for use (Carr. and insurance 7/6). S.A.E. brings full details. **£13.19.6**

VEROBOARD—All standard Sizes including 2 1/2 in. x 5 in. 3/8; 2 1/2 in. x 3 1/2 in. 3/4; 3 1/2 in. x 5 in. 3/8; 3 1/2 in. x 3 1/2 in. 3/8; 2 1/2 in. x 1 1/2 in. 1/2. All accessories and tools in stock.

RESISTORS—Modern ratings, full range 10 ohms to 10 megohms. 10% 1/4W, 4d. each; 20% 1W, 6d. each; 2W, 9d. each; 5% Hi-stab. 1/4W, 5d. each; 1/2W, 6d. each; 1-2-10 meg. 10% 1/4W, 4d. each; 1/2W, 5d. each. 1% Hi-stab. 1/4W, 1/6 each (below 100Ω, 2/- each.

WIREWOUND RESISTORS—25Ω to 10kΩ 5W, 1/6 each; 10W, 1/9 each; 15W, 2/2 each.

CONDENSERS—Silver Mica. All values 2pF to 1,000pF 6d. each. Ditto ceramic. 9d. Tub. 450V T.C.C. etc. 0-001-0-01mF. 10d. each; 0-1-350V, 10d. each; 0-02-0-1mF. 500V. 1/- each. T.C.C. 350V 0-25. 1/9 each; 0-5, 2/- each.

CLOSE TOL. S/MICAS—10%, 5-500pF, 9d.; 500-5,000pF, 1/-; 1% 2-100pF, 11d.; 100-250pF, 1/2; 270-800pF, 1/2; 800-5,000pF, 2/-.

ALUMIN. CHASSIS—18g. Plain undrilled, folded four sides, 2in. deep, 6in. x 4in., 4/8; 8in. x 6in., 5/9; 10in. x 7in., 6/9; 12in. x 6in., 7/6; 12in. x 8in., 8/- etc.

ALL SINCLAIR PRODUCTS STOCKED AS ADVERTISED

OUR NEW LISTS

feature more lines than ever at money saving prices. For latest issue please send

6d.

Please include S.A.E. with all enquiries.

TRS RADIO COMPONENT SPECIALISTS

Established 1946

70 BRIGSTOCK ROAD, THORNTON HEATH, SURREY

Tel.: 01-684 2188. Hours 9 a.m.—6 p.m. 1 p.m. Wednesdays
A few doors from Thornton Heath Stn. (S.R. Victoria section.)

NOMBREX SPECIAL OFFER

with first 50 orders received from this advertisement.

WESTEC


ELECTRONICS SLIDE RULE

WITH 90 PAGE INSTRUCTION MANUAL


A unique double-sided 12" rule with 15 scales, simple to advanced maths problems and calculations and hundreds of radio-electronics equations and problems in Ohms Law, frequency, Q, inductance, resonance, reactance, etc.

AT GIFT PRICE £11.00

(NORMAL RETAIL PRICE £6.10.0)



C.R. Bridge 32 **£10.10.0** Transistorised



A.F. Generator 30 **£19.10.0** Transistorised

6d. stamp for all leaflets

NOMBREX LTD., EXMOUTH, DEVON

Post/Pkg. 6/6 each extra
Immediate Delivery C.W.O.

RADIO HANDBOOK

by W. ORR, new 17th ed. published by Editors and Engineers. 84/- P. & P. 4/6.

PAL Colour T.V. by Mullard, Circuits described 12/6 P. & P. 1/-.

101 Ways to use your Oscilloscope by Middleton 21/- P. & P. 1/-.

Colour T.V. Servicing made easy by Lemons 25/- P. & P. 1/-.

Circuits for Audio and Tape Recording by Judd 7/6 P. & P. 1/-.

Questions and Answers on Radio and T.V. by Hellyer 8/6 P. & P. 9d.

Radio Valve Data, 8th ed. by Wireless World 9/6 P. & P. 1/-.

Short Wave Listening by Vasrenhoud 12/6 P. & P. 1/-.

Where possible 24-hour service guaranteed.

UNIVERSAL BOOK CO.
12 LITTLE NEWPORT STREET
LONDON, W.C.2
(Leicester Square Tube Station)



T-1K 35/-, d.p. 2/-; EP10K 67/6, p.p. 3/-; EP20K 75/-, d.p. 3/-; IT1-2 63/-, p.p. 3/-; EP30K 105/-, p.p. 4/6; EP10KN 85/-, p.p. 4/6; EP20KN 98/-, p.p. 4/6; EP30KN 130/-, p.p. 4/6. S.A.E. for further details.

NOUGHTS AND CROSSES MACHINE CIRCUIT.

Uses standard miniature switches and lamps only. This machine cannot be beaten. Full circuit, wiring diagram and instructions. 3/6 post free. 1% High Stability Resistors 2/-, 1 watt, full range 10Ω to 10MΩ. Stock list available. 1% Wirewound Resistors, 1 watt, 1Ω to 5kΩ 3/3; to 20kΩ, 4/6; 1% add 3d. Your value wound to order.

PLANET INSTRUMENT CO.
25(W) DOMINION AVENUE. LEFDS 7

P.W. HI-FI AMPLIFIER PARTS FOR BASIC AMPLIFIER

Transistor Package containing—

2G371B, 2G381A, 2G339A	12/6
2G371B, Pre-driver	3/6
Resistor Kit (11 resistors)	4/6
Capacitor Kit (7 capacitors)	9/-
10K Volume control 3/- or with switch	6/-
2K Pre-set	1/9
Group panel	3/6

Complete Kit. All above parts, including V/C with switch, wire and sleeving. **£2.0.0** post free.

PARTS FOR PRE-AMPLIFIER

OC45	3/6
Resistor Kit (6 resistors)	2/-
Capacitor Kit (5 capacitors)	6/6
2 Controls, Bass and Treble at 3/-	6/-
Complete Kit. Pre-amp plus Basic amp as above	£2.18.0

S.A.E. for parts price list or complete amplifier.

C & D ELECTRONICS

17 St. Lukes Road, Pallion, Sunderland

sealed for use in adverse climatic conditions. Provision is made for the use of rod, open wire or dipole antennae. The R209 contains a built-in speaker, and headphone output is also provided.

The set contains an internal vibrator power supply unit for operation from 6V d.c. If the power unit has been designed for operation from a.c. mains, this set would no doubt have become very popular. It weighs 23 lb., and measures: length 12in., width 8in. and depth 9in.

Modifications: Replacement of the 6 volt vibrator power supply with an a.c. mains unit is the obvious modification. The set will operate perfectly satisfactorily, however, from a 6 volt d.c. source such as a car battery without any modification.

Availability: A batch of R209's were released for the first time early in 1961. They were in grade 1/2 condition, and were sold for about £23 or £24, including headphones and supply leads. The same batch was available until late 1964 or early 1965.

R209's have again become available quite recently, and it is believed that they can be obtained at the present time for about £15 or £20. Manuals are not available.

The R216

A relatively recent piece of equipment, built for the British Army, this is a magnificent receiver, and unfortunately, difficult to obtain. It is a v.h.f. general coverage receiver for the reception of a.m., f.m. and c.w. between 19 to 157 Mc/s in five turret switched ranges.

One of the many attractive features is the superb film strip tuning scale, which gives a scale length of eight feet on each band. The set contains 16 miniature valves, is hermetically sealed and pan-climatic.

Other features include two r.f. and four i.f. stages (i.f. is 4.86 Mc/s), two crystal calibrators (5 Mc/s and 1 Mc), a noise limiter, r.f. and i.f. gain controls. The deviation ratio on f.m. is switched for either 50kc/s or 120kc/s. Output is for 600Ω line or 150Ω headphones. The set weighs 25 lb. and its size is 8½ x 12½ x 9in.

The matching mains power unit (metered) is for 110/200/250V a.c., and weighs 20 lb.

Modifications: Unnecessary.


Availability: A small quantity in grade 1 were released in May 1964. They were all sold within a month or two. The price of £29 10s. included the power unit, all connecting leads, and circuit diagram. A few have since re-appeared on the secondhand market at prices up to £35.

The R220

This is a crystal controlled v.h.f. receiver, made by Marconi. The set will receive on one channel in the frequency range 60 to 100 Mc/s.

The R220 is of quite recent design, and contains 14 miniature valves—3 6AK5, 1 EF91, 3 EF92, 2 EB91, 2 12AT7, 1 QS70/20, 1 EL91, 1 5U4G. The circuit is a double superhet. The set contains an internal stabilised a.c. mains power unit for operation from 230 to 250V, and also an internal speaker and is therefore completely self-contained. Some were available in pairs fitted in a special cabinet.

Modifications: Although the limitation of single channel reception obviously makes it unsuitable for



R220. Photograph by courtesy of Charles Britain Radio.

amateur band reception, it is believed that some R220's were sold with instructions for modifying the set to continuous tuning. When this has been done, the set would probably give quite a good account of itself on the 70Mc/s or 144Mc/s amateur bands.

Availability: The R220 was first available in late 1963 in grade 1 condition for about £4 singly, or for £7 10s. in the twin version. At these prices, and for this condition, the set is very good value. They were available until mid-1964, but some have again become available for a similar price in recent months.

Most have been supplied with circuit diagrams, but not manuals. Manuals will probably be unobtainable for some time, as this receiver is quite a recent arrival on the surplus market.

The R1132, R1392, P104

These three v.h.f. receivers are all basically the same. The R1132 and R1392 are R.A.F. receivers, but the P104 is believed to originate from another branch of the services.

The frequency range is approximately 90 to 150Mc/s. The R1132 and P104 are crystal controlled; the R1392 is fully tunable.

The following details will refer to all three receivers, although there may be some minor differences in the circuitry, and the exact number of valves may vary.

The receiver has 14 valves, including r.f., three i.f., b.f.o., a.g.c. and audio. The i.f. is 5Mc/s. Panel controls include separate r.f. and oscillator tuning, r.f. and audio gains, b.f.o. control and switchable a.g.c. A meter is provided for monitoring the oscillator and audio signals. It requires an external power unit supplying 250V at 80mA and 6.3V at 4A.

The set is rather large, 19 x 10 x 10in. and this has made the receiver rather unpopular, especially as the circuit design is now obsolete.

Modification: As previously mentioned, it is believed to be a simple modification to convert the crystal controlled versions to continuous tuning.

This receiver, although fairly suitable for fixed frequency operation in the frequency range covered, can hardly be recommended for amateur use. For serious operation on the 144Mc/s amateur band, the sensitivity required can only be provided by the use of modern circuits and modern valves. No doubt

—continued on page 610

LETTERS...

Infinite baffle

Mr. Lymath's letter amused me; maybe I remember my youth too well. I can imagine what's going to happen to a few chimneys around the Spring!

What prompted this letter was a similar case here.

The only difference was that a ventilating shaft had been bricked up.

I had to do a visit to a sick person nearby and, just before entering my car to return home, my ears caught the sounds of music from the house opposite. Never before, and never (so far) since, have I ever heard such fantastic bass.

It was impossible to resist the temptation to call at the house.

The owner's wife let me in, and I was allowed to wait the arrival of her husband.

The shaft was about 15ft. high, square in cross section, each side measuring about four feet.

The base of the shaft had been bricked up, an opening for a 15in. speaker provided, about 2ft above floor level, and a separate tweeter fed through a suitable network, was resting on a ledge above the bricked up portion.

The amplifier used to drive this column was a home brewed job, using two 6L6's in push-pull. The pick-up was an Acos.

The owner, connected with the radio business, gave me a demonstration of the amplifier's ability by choosing a record with plenty of bass, and turning up the loudness control.

The sitting room was not large by some standards . . . about 11ft. wide and about 22ft. long; it was really a dining-cum-sitting room, with only a small divider.

With the unit delivering a healthy output, it was literally possible to rattle the windows and start the little glass objects on the divider walking to their destruction.

There is a much shorter shaft in my house, and many times I have looked up it, and had ideas about indulging in a little brick and mortar work but have so far contented myself with the two 9 cu. ft. speaker enclosures recently installed.—**Hugh Wagner** (Malaya).

Anyone interested ?

I have been a subscriber to P.W. from 1937 (as a matter of fact since 1935) but some copies have been destroyed. I might say your periodical has given me great pleasure through the years and although I am nearly 72 I still look forward to receiving it.

I have for disposal all copies from 1940 to 1960 in dozens, will send to anyone for generous postage. If no answer to this in a reasonable time, they go in the fire.—**L. Fenton** (25 Queen Street, East Ardsley, Wakefield, Yorkshire).

Phonetics

How can you suggest that N.A.T.O. Services might adopt the phonetic alphabet as used by amateurs. Your comment page 477 Nov. 1966.

Whilst listening today to v.h.f./I.A.R.U. one station alone gave three different call signs: George 3 John Fox, Golf 3 John Fox, Golf 3 Juliet Florida.

Such inconsistency could probably create havoc if used internationally.

Incidentally G3ODY/Portable, operating from the Brightling area, used N.A.T.O. phonetics consistently and was perfectly understandable.

I was listening to a R1392 converted to manual tuning, with a loft mounted dipole, and logged quite a few more.

Being a newcomer to v.h.f. band it was most interesting.—**L. Woodgate** (Robertsbridge, Sussex).

Get those elusive issues !

I am soon to retire and move into a smaller house. I have PRACTICAL WIRELESS from No. 1 onwards of the series which commenced in 1950 I think, and up to December 1965.

I would be willing to sell these in bundles of 12 at reasonable cost. If inquirers would state the dates in which they are interested I would try to include them. I may add that many are complete with blue-prints.—**R. J. Morris** (The Manse, 54 Eastfield Avenue, Melton Mowbray, Leicestershire).

My experience of kits

Two months ago I wrote to one manufacturer asking if they could supply a kit of transistors, and the price. These were for some equipment to their design I had seen in a brochure they published, in which it was said that kits of transistors were available. I had the other components necessary for making the equipment.

They replied that they could supply the kit but did not mention the price. They also suggested that I approach another firm who they said could supply, from which I got the impression they preferred I should obtain my needs from this second source. I wrote to the concern specified who in turn sent me a lot of literature on equipment in which I was not interested and about which I had not inquired, but they said they would send me details of the equipment I had written about when it arrived from the printers. In due course it arrived, saying that completely wired and tested kits only could be supplied. No mention of the kit of transistors I had asked about originally, or their cost. I have had to write again to the manufacturers of the transistors to see if they can now supply the kit I require, and of course I have again had to ask them the price. Consequently, for two months I have not been able to proceed with the construction of the equipment because I am without the transistors.



Also, at the same time three months ago, I wrote to another manufacturer asking for information on the characteristics of two types of ferrite pot cores. They have not bothered to reply, and I am beginning to think this is because the nature of the inquiry suggested I intended to use, if possible, some cores on hand instead of buying new ones.

It would seem that if such inquiries are read at all, insufficient attention is paid to them before giving an answer, for half an answer or none at all merely involves one in more letters, unnecessary additional postage, and needless delays.—**W. E. Thompson**, G3MQT (St. Leonards-on-Sea, Sussex).

ESV

Stereo amplifier

BARGAIN—A fully Transistorised Amplifier as illustrated — Stereo 5/5 Channel — Mono 10 — Fully built in Black padded Leather Cabinet — Five controls — Disc-Radio-Tape/Bass/Treble/Balance/Volume. Mono-Stereo function — Indicator Neon on brushed silver fascia panel — Stereo Tape Recorders and High Sensitivity Stereo Pick-up may be fed directly to the Amplifier. List Price 26 gns. Our Price 15 gns. Brand new & guaranteed. P.P. 8/6.




Speakers

"As illustrated" enclosure—size 15 x 8 $\frac{3}{8}$ x 8 $\frac{1}{2}$, with Condura fascia. Black simulated padded Leather finish. Interior fully damped—8 ohms—5 watt rating—a beautiful unit by Electra—Recommended retail price 16 gns. Our Price 8 gns. P.P. 12/6.

Spotlight

Manufactured for Butlers for the Air Ministry—Universal Bracket — dozens of uses — Bench — Car — Photography—Mirror-ised Reflector supplied, less bulb, in carton at fraction of price. Our Price 15/- each. P.P. 10/6



SPECIAL HI-FI SYSTEM OFFER

Transistorised Hi-Fi Amp	£21 0 0	(as advertised)
Two Electra Speakers	£16 16 0	" "
Garrard Model A70 with Sono 9TA cartridge	£11 19 0	" "
XA/70 Plinth	£4 10 0	" "

The Complete Hi-Fi System for only **47 gns.** P.P. free of charge.

BARGAIN—Record Player Cabinets — two tone — complete with Garrard or B.S.R. Motor Board — Our Price 52/- . P.P. 8/6 (Orders over £5 Free).

BARGAIN—A 3-watt Amplifier — A.C. 220/240V (non live chassis), fully built on printed circuit — Flying panels — Two controls. Will fit all cabinets without trouble. Our Price 52/- each P.P. 10/6. (Brand new and guaranteed).

BARGAIN—A Tape Amplifier—A.C. 230/240V, specially designed for easy mounting—completely built and ready to connect (5 connections only)—2 Valves—Rectifier—Magic eye—Output transformer—Tone control, etc.—Product of National manufacturers. Our Price only £6, P.P. 8/6. (Brand new and guaranteed).

MICROPHONES

Crystal—Brand new in single presentation box—Hand and Desk mounting, a quality product of Electronic Reproducers. Usual Price £2.2.0. Our Price 16/- only.

GARRARD 4 SPEED DECKS

SRP-22 Mono Cartridge	£4 7 6
1000 Mono Cartridge	£6 19 0
2000 Mono Cartridge	£7 10 0
3000 less Cartridge	£9 13 0
Model A70 less Cartridge... ..	£10 18 0
Model A70 with Sono 9TA cartridge	£11 19 0
SP-25 less Cartridge	£10 17 6
Lab 80 less cartridge	£24 10 0

B.S.R. 4 SPEED DECK

UA/25 Mono Cartridge	£5 10 0
-----------------------------	---------

P.P. 10/6 (orders over £5 Free)

BARGAIN OFFER

SR-100 MINIATURE PORTABLE TAPE RECORDER. World's smallest—5 transistor (mains unit and foot control available), Philips type Cassette—size 2 $\frac{1}{4}$ x 4 $\frac{1}{2}$ x 7in. Supplied complete with carrying case (hand and shoulder strap). Remote control microphone.

Limited quantity only. Our Price 16 gns (normal retail price 23 gns.) P.P. 8/6.

HURRY—HURRY—HURRY—Order while stocks last!

CARTRIDGES—MANUFACTURER

ELECTRONIC REPRODUCERS		
Crystal Mono, H/C	15/6 ea.
Ceramic Mono, H/C (Gold Seal)	15/6 ea.
Sonotone 9TA/HC/SS	30/- ea.

B.S.R.

TC8H	23/- ea.
TC8M	23/- ea.
TC8S	42/- ea.
C1	47/- ea.

P.P. 2/6

PLINTHS—For all units (excepting Lab 80) in Black padded simulated leather finish—by Electra. Our Price £4.10.0 only. P.P. 8/6 (orders over £5 free).

REMINGTON RAZORS. Brand new in presentation case (220V—110V) while stocks last. Our Price £5.5.0 each. P.P. 7/ 6.

ELECTRONIC SALES (Victoria) LTD
17 GILLINGHAM ROW · WILTON ROAD
LONDON S.W.1.

Telephone Victoria 5091

BUILD YOURSELF A QUALITY TRANSISTOR RADIO-GUARANTEED RESULTS BACKED BY OUR SUPER AFTER SALES SERVICE!


THE MAGNIFICENT ROAMER 7 MKIV

SEVEN WAVEBAND PORTABLE AND CAR RADIO WITH A SUPER SPECIFICATION GIVING OUTSTANDING PERFORMANCE !

- 7 FULLY TUNABLE WAVEBANDS—MW1, MW2, LW, SW1, SW2, SW3 AND TRAWLER BAND.
- Extra tuning of Luxembourg, etc.
- Built in ferrite rod aerial for Medium and Long Waves.
- 5 Section 22 inch chrome plated telescopic aerial for Short Waves—can be angled and rotated for peak S.W. listening.
- Socket for Car Aerial.
- Powerful push pull output.
- 7 transistors and two diodes including Philco Micro-Alloy R.F. Transistors.
- Famous make 7in. x 4in. P.M. speaker for rich-tone volume.
- Air spaced ganged tuning condenser.
- Separate on/off switch, volume control, wave change switches and tuning control.
- Attractive case with hand and shoulder straps. Size 9in. x 7in. x 4in. approx.
- First grade components.
- Easy to follow instructions and diagrams make the Roamer 7 a pleasure to build with guaranteed results.

Total building costs
£5.19.6

P. & P.
5/6



Parts price list and easy build plans 3/- (Free with Kit).

TRANSONA FIVE



MEDIUM WAVE, LONG WAVE AND TRAWLER BAND PORTABLE

Attractive case with red speaker grille. Size 6½ x 4½ x 1½in. Fully tunable. 7 stages—5 transistors and 2 diodes, ferrite rod aerial, tuning condenser, volume control, fine tone super dynamic 3in. speaker, all first grade components. Easy build plans and parts price list 1/6. (FREE with kit).

Total building costs

42/6 P. & P.
3/6

POCKET FIVE



TWO WAVEBAND PORTABLE WITH 3in. SPEAKER

Attractive black and gold case. Size 5½ x 1½ x 3½in. Fully tunable over both Medium and Long Waves with extended M.W. band for easier tuning of Luxembourg, etc. All first grade components—7 stages—5 transistors and 2 diodes, super-sensitive ferrite rod aerial, fine tone 3in. moving coil speaker etc. Easy build plans and parts price list 1/6 (FREE with kit).
POCKET FIVE Medium and Long Wave version with miniature speaker ONLY 29/6. P. & P. 3/6.

Total building costs

39/6 P. & P.
3/6

MELODY SIX



TWO WAVEBAND PORTABLE WITH 3in. SPEAKER

Handsome leather-look case size 6½ x 3½ x 1½in. with gilt trim and hand and shoulder straps. Fully tunable over both Medium and Long waves. Incorporates pre-tagged circuit board, 6 stages—6 transistors and 2 diodes, ferrite rod aerial, push-pull output, wave change slide switch, tuning condenser, volume control, 3in. moving coil speaker etc. Easy build plans and parts price list 2/-. (FREE with kit).

Total building costs

59/6 P. & P.
3/6

MELODY MAKER 6




THREE WAVEBAND PORTABLE WITH 3in. SPEAKER

Smart pocket size case, 6½ x 3½ x 1½in. with gilt fittings and carrying strap. The ideal radio for home, car or outdoors. Covers Medium and Long Waves with extra M.W. band for easier tuning of Luxembourg, etc. 8 stages—6 transistors and 2 diodes, top grade 3in. speaker, 2 R.F. stages for extra boost, high "Q" ferrite rod aerial. Easy build plans and parts price list 2/- (FREE with kit).

Total building costs

69/6 P. & P.
3/6

ROAMER SIX



SIX WAVEBAND PORTABLE WITH 3in. SPEAKER

Attractive case with gilt fittings, size 7½ x 5½ x 1½in. World wide reception. Tunable on Medium and Long waves, two short waves, Trawler Band Plus an extra M.W. band for easier tuning of Luxembourg, etc. Sensitive ferrite rod aerial and telescopic aerial for Short waves. All top grade components, 8 stages—6 transistors and 2 diodes including Philco Micro-Alloy R.F. Transistors etc. (Carrying strap 1/6 extra.) Easy build plans and parts price list 2/- (FREE with kit).

Total building costs

79/6 P. & P.
3/6

SUPER SEVEN



THREE WAVEBAND PORTABLE WITH 3in. SPEAKER

Attractive case size 7½ x 5½ x 1½in. with gilt fittings and carrying strap. The ideal radio for home, car or outdoors. Covers Medium and Long Waves and Trawler Band. Special circuit incorporating 2 R.F. Stages, push pull output, ferrite rod aerial, 7 transistors and 2 diodes, 3in. speaker (will drive larger speaker) and all first grade components. Easy build plans and parts. Price list 2/- (FREE with kit).

Total building costs

69/6 P. & P.
3/6

RADIO EXCHANGE CO.

Callers side entrance Barratts Shoe Shop ● Open 9-5 p.m.
Saturday 9-12.30 p.m.

61 HIGH STREET, BEDFORD

Telephone: Bedford 52367

midget TRANSISTOR TRANSMITTER


D.L. GIBSON
G3JDG

SOME years ago when transistors were first made available to the amateur constructor, their price was very high and their frequency response very low. To use these devices for transmission was quite impossible and they were restricted to audio and r.f. stages in simple m.w. receivers. Even then these transistors often required specialised circuitry in the form of carefully calculated feed-back networks to neutralise them. Some years later devices became available which could be used for transmission but again problems arose. The price of such devices was one big stumbling block together with a lack of circuitry and information about how they would behave in various configurations. Today all these arguments are groundless, and any experimenter with a transmitting licence can afford to play with solid state transmitters.


Transistors offer a very efficient means of generating r.f. and, in the writer's opinion, are far superior to valves in this application. In the case of topband, 1.8—2.0Mc/s, one might consider that a sensible choice of valve for the p.a. stage would be a 6BW6 perhaps driven by an EF80 crystal oscillator. The heater current alone of these two valves is 750mA. This is merely to keep the valves alight and this power is completely wasted on receive. The power continually wasted in this mythical but not unpractical transmitter would be 4.7 watts (6.3V x 750mA). Transistor devices on the other hand require no heater voltage, and current can be switched off when receiving.

Considering actual r.f. power itself which, after all, is the business end of any rig. Doubling the power results in an increase of one "S" point and, by the same token, reducing power by half results in a signal decrease of one "S" point at the receiving end all things being equal. Let us consider a fairly local signal say 20 miles on topband. If the signal report is S9 for 10 watts input, then reducing the power to 5 watts will result in an S8 report. Reducing power still further to 2.5 watts will still bring an S7 report which is very easily readable other things being equal. Reducing the power to 1.25 watts will result in an S6 signal again still quite readable. This point should be noted by those running 807 p.a.'s on topband. The consumption of the heaters alone for this valve is 900mA resulting in a waste of power of some 5.67 watts and by our

★ This unit might easily cause television and broadcast interference, and must not be operated unless the user holds a Transmitting Licence. Details of the Licence are obtainable from the Radio Services Dept., Radio Branch, G.P.O., St. Martin's-le-Grand, London, E.C.1.



A. View of the front panel. The positioning of the key jack is not critical.



B. The prototype as seen from above.

C. Rear view of the transmitter.



is rather soft on break but no detrimental reports have been received to date. Due to this wave-shape and reports received, the insertion of key-click filters and the like were deemed unnecessary.

The p.a. stage operates in class B/C, that is, with no drive applied it is automatically cut-off and draws no current. By keying the oscillator therefore, in the key-up condition the entire rig draws no current from the battery and the transmitter is thus very economical to run. Using valves it would be necessary to key both stages and by the same token large currents would be present at the keying con-

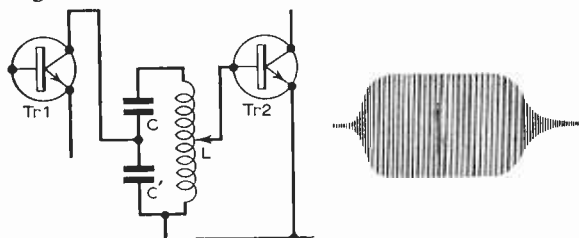


Fig. 2: Suggested lines of experiment for matching Tr1 output and Tr2 input. Left, the keying waveform of the prototype as seen on the oscilloscope.

tacts with a much greater tendency to arcing and key-clicks. Also, if valves had been used, even if both stages were cut-off during key-up periods, the heaters would still draw power, they would do this on receive too.

Regarding the class B/C operation of the p.a. stage. Some authors advocate the use of a low value resistor in the base-emitter circuit (suitably by-passed) in order to ensure that when drive is applied the p.a. stage is biased to true class C, the r.f. drive applied supplying the extra bias. However, inserting various resistors even as low as 1 ohm in the circuit of Fig. 1 resulted in a decrease in output and this idea was abandoned as the rig works very well without these extra components anyway.

It is important to appreciate that the only tuned circuit in the rig is the p.a. tank components and because of this the use of an a.t.u. is strongly recommended. This transmitter could easily cause t.v.i. and b.c.i. if suitable precautions were not taken although many contacts were made with the rig as is i.e., with no a.t.u. In this respect the pi-tank referred to earlier would prove advantageous.

The current consumption of the rig with key down is nominally 106mA, the c.o. and p.a. stages drawing 6mA and 100mA respectively representing a d.c. input to the p.a. of 1200mW or 1.2 watts. The aerial used was extremely poor consisting of 70ft. end-fed wrapped around the house and terminating in a wooden peg 2ft. off the ground. At its highest point the antenna is barely 15ft. above ground. The

earthing system likewise left much to be desired—a single wire 10ft. long soldered to a 12in. copper pipe $\frac{3}{8}$ in. diameter. Using this set up and no a.t.u. the best QSO to date was a 569 on c.w. from Portsmouth, a distance of some 90 miles. Many other QSO's have been made over shorter distances and the best on phone was a 5 and 7 from 10 miles.

CONSTRUCTION

Building any unit is largely a matter of individual taste and is sometimes also influenced by components which are already to hand. For this reason the positioning of the pins on the perforated board as shown in Fig. 3 should be taken only as a guide for the approximate positioning of the components. This is one of the advantages of using perforated board construction in that individual components can be laid in position on the board and the pins then placed to suit them. The pins are tapped into the holes until they are approximately halfway through. Having laid all small components on the board and attached them to their relevant pins the crystal holder and transistor heat sinks should be bolted to the board. Holes for the bolts are easily drilled with a 6BA clearance drill, and the two holes for the crystal holder tags can be made by cutting the board with a sharp pen-knife using a rocking action. When all board-mounted components are fixed and wired the p.a. coil may be mounted as shown in Fig. 4.

The front panel should now be cut and drilled as in Fig. 5. It is important to make the cut-out and fixing holes for the meter exact. The meter is held in position by two 6BA nuts and bolts, and the heads of the bolts must be filed flat on one side

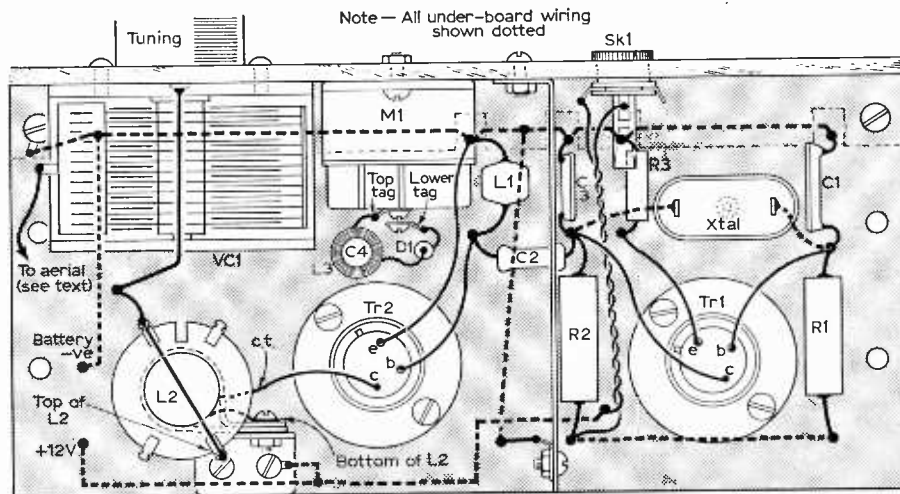


Fig. 3: Layout above chassis and wiring diagram. The dotted lines depict wiring on the underside of the chassis.

in order to clear the plastic body of the meter. Alternatively, smaller bolts could be used but these were not to hand when the prototype was built. Note that the bolt holes in the meter are only thin Perspex and therefore very fragile. It is thus very important to avoid any undue strain on them as they fracture very easily. Make the cut-out for the meter face first, then put the meter in place and accurately mark the exact position for the holes. This is easy because they can be clearly seen through the Perspex front panel. The same method

Tag ring off medium-wave ferrite rod

30 turns (centre-tapped) of 24 SW.G. enam. close-wound on $\frac{3}{8}$ x 2" ferrite rod

Ferrite rod clip

Small angle of aluminium

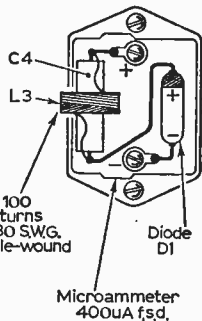
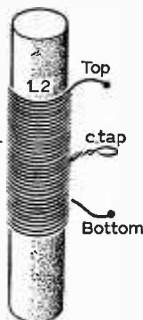
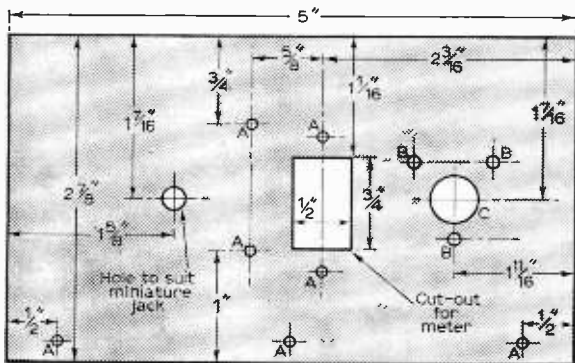


Fig. 4: Construction of the p.a. coil, and positioning of the components around the meter.

Fig. 5: Dimensions and drilling details for the front panel. Note: Care is required when drilling perspex.



Hole sizes — A...6BA clearance B...4BA clearance C... $\frac{9}{16}$ " dia.

of mounting and drilling applies to the p.a. tuning capacitor. Drill and/or file the large hole for the spindle first, fit the capacitor into this hole, and then mark the exact position of the mounting bolt holes. Before bolting the p.a. tuning capacitor to the front panel, solder a six inch wire from the bottom lug and bend it out to the rear. This wire will go directly to the top of the p.a. coil. It will not be possible to reach this lug after the front panel is bolted to the perforated board.

With the meter, p.a. tuning capacitor and key jack mounted, the front panel may now be bolted to the board by means of the small strip of angled aluminium. The next step is to solder the floating wire from the lower lug of VC1 to the top of the p.a. coil. Next, wire a pair of twisted insulated wires between the key jack and the appropriate pins on the board.

Check all wiring and when this is in order turn the board over and complete the "under-chassis" wiring as per Fig. 3. This is carried out with 18s.w.g. tinned wire although it might be an idea to use sleeving too. When all other component wiring is completed the transistors may be wired in. They should be orientated as shown and care taken to ensure that the collector and base leads of Tr1 are kept apart. Sleeving would be a sensible precaution. The transistor leads require no pruning except for the collector lead of Tr2.

Check the transistor leads after wiring. Counting clockwise from the pip the first lead is emitter, then base, and finally collector. This is easy to spot because the collector lead is connected directly to the case.

It is possible to run the rig on 6 volts at greatly reduced efficiency although for initial tuning up this is a sound idea. The transmitter is tuned up by means of a built-in field strength meter or perhaps more accurately an r.f. probe. The particular meter used has an f.s.d. of $400\mu\text{A}$. If this had been inserted in series with the p.a. collector supply it would have meant finding a suitable resistor to shunt it with. Also, using that method would have required tuning for a dip in the meter reading at resonance. It was decided to use the arrangement shown partly because of the shunt problem, and partly because as shown, it can be tuned for peak output to coincide with peak reading on the meter.

TUNING

A separate meter set to read 200mA should be inserted in the positive supply lead. With power applied but the key up this meter should read zero current. This is because the power supply lead to Tr1 is broken by the key lead, and Tr2 is cut-off and will thus draw no current. Pressing the key down should result in the mA meter immediately reading around 150mA and the front panel μA meter should also give some indication. Do not depress the key for more than a couple of seconds at a time on tune-up, just long enough to read the current on the mA meter. With the key depressed the p.a. tuning capacitor is swung from minimum to maximum observing the μA meter on the front panel. At some point the meter should peak. This peak reading (or dip on the mA meter in the positive supply lead) will probably be very slight. The type of aerial will have a direct bearing on this, and, dependent upon the length or impedance, might require either a series or parallel capacitor wired with VC1.

—continued on page 609

★ components list

Capacitors:

C1 150pF silver mica
 C2 400pF silver mica
 C3 52pF silver mica
 C4 100pF tubular ceramic
 VC1 365pF variable Jackson

Resistors:

R1 220k Ω
 R2 1.8k Ω
 R3 180 Ω

Coils:

L1 2.5mH r.f.c.
 L2 } see text
 L3 } and figs.

Semiconductors:

Tr1 BFY51
 Tr2 BFY51
 D1 OA81 } Mullard

Miscellaneous:

Crystal and holder to suit; Two T0-5 finned heat sinks; 12 volt battery; Meter— $400\mu\text{A}$ f.s.d.; Miniature jack socket; Perforated board $4\frac{3}{4}$ x $2\frac{1}{2}$ in.; Pins for board; Perspex $5\frac{1}{2}$ x $2\frac{1}{2}$ in.; Plastic knob; 6BA and 4BA nuts and bolts; Aluminium $2\frac{1}{2}$ x 2in.; Angled aluminium $4\frac{3}{8}$ x $\frac{1}{2}$ in.; wire, solder tags etc.

SEMICONDUCTOR AUDIO

PART 2

R. LEYLAND

STABILITY has to be closely maintained in a transformerless amplifier, and the greater effect of component tolerances makes setting-up procedures necessary in some cases. One aspect is stability of the quiescent voltage. Drift tends to be amplified with direct coupling, but an amplifier that is intended only for a.c. signals can easily overcome this by reducing d.c. amplification to the minimum by means of heavy negative feedback, decoupled so that it takes effect only below the a.f. range.

Many transformerless amplifiers have only a single voltage-amplifying stage, which can be stabilised in the usual way with a capacitively-decoupled emitter resistor. The base bias network is often connected to the mid-point of the output stage (see Fig. 5) to improve the stabilising. Decoupling is usually omitted from this network, as it also serves to provide some a.c. negative feedback. Additional a.c. feedback, if required, can be applied more directly from the loudspeaker via a resistor.

PRESET ADJUSTMENTS

To accommodate the maximum signal, the quiescent voltage at the mid-point of the output stage requires to be centred approximately between the positive and negative of the d.c. supply. Component and transistor tolerances will affect this and some variation will occur due to changes in temperature and supply voltage. In the manufacture of

amplifier modules, selective assembly makes it possible to take up the component spreads.

A variable resistance can be included at the input to the amplifier for bias adjustment, so enabling the quiescent voltage at the output to be set to accommodate the maximum output. It can afterwards be replaced by a fixed resistor of the appropriate value, or the preset variable resistance can be retained in the amplifier.

Silicon transistors have lower leakage currents, and by using resistors of $\pm 5\%$ tolerance it is possible, with a matched set of transistors, to dispense altogether with amplifier adjustments. Straight-forward construction, without need to use test instruments, is an advantage, but preset adjustments allow precise settings of quiescent conditions to be made.

An amplifier can also be made self-adjusting by introducing a voltage reference into the d.c. stabilising loop. In the amplifier of Fig. 6, this is provided by the resistors in the base circuit of the AC127 pre-driver stage. In addition to amplifying the a.c. input signals, the predriver stage compares the direct voltage level at the mid-point of the output stage (linked by the $1.2\text{k}\Omega$ feedback resistance to the emitter of the predriver stage) with the d.c. reference voltage at its input. The d.c. loop gain of the circuit is large and the quiescent output voltage is therefore closely tied to the voltage set by the potential-dividing resistors at the input. There is an advantage in using silicon transistors in this circuit, although germanium transistors have been used throughout, and are suited to the output stage with a low-voltage supply.

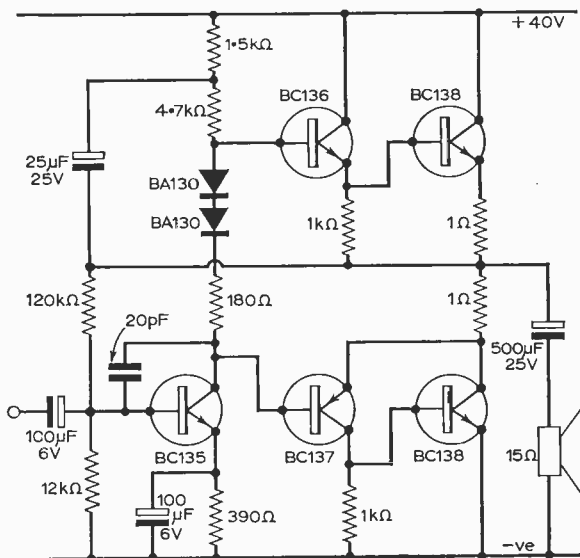


Fig. 5: 10-watt amplifier using AF10 silicon transistor package. Each output transistor requires 80 sq. cm. of 16 s.w.g. aluminium for adequate heat dissipation.

CROSSOVER DISTORTION

Stabilising the quiescent *voltage* level does not also stabilise the quiescent *current* of the output transistors, which depends on the bias potential in the base circuit of the output transistors.

In one type of transformerless amplifier, the π -mode Class AB, an extra d.c. feedback loop is used to stabilise the average current at a constant level, thus making compensating diodes or thermistors unnecessary. The d.c. from the supply is constant, but transistor dissipation is increased.

It is not possible to stabilise the average current in a Class B output stage, and other methods must be used to compensate for the effects of temperature and other variations upon the small quiescent current.

Sufficient quiescent bias must be maintained in a Class B amplifier to prevent crossover distortion. This type of distortion, when it occurs, is especially noticeable at small amplitudes of signal where most forms of distortion are at a minimum. A discontinuity at the crossover point between the output

transistors tends to set off an oscillatory response in the inductance of the loudspeaker, although this is less severe than with transformer coupling, where bifilar windings are sometimes used to reduce leakage inductance.

The amount of quiescent current necessary can be minimized by using matched high-gain output transistors, and also through the application of heavy negative feedback to linearize the output stage in the crossover region.

Some allowance is necessary for a decrease of quiescent current at low temperature, or with a drop in supply voltage, and there is also the effect of component spreads, so an adequate minimum has to be ensured. It should be reasonably small, however, for reasons of current economy, and to avoid the risk of thermal runaway.

Typical quiescent currents when cool are 3—10mA with small germanium transistors, and 5—25mA with power transistors. Large signals, especially continuous sinewave test signals, cause heating of the output transistors, and the quiescent current may increase considerably. The use of a large heat sink helps to reduce this variation.

THERMAL STABILITY

In the original form of single-ended output stage, consisting of a matched pair of transistors of identical type, the quiescent voltage depends on the upper transistor, and the quiescent current on the lower transistor. In the complementary and quasi-complementary arrangements, the quiescent current is controlled by the potential difference between the bases of the complementary pair of transistors. This bias voltage is developed by the current of the driver stage flowing in the resistance of the components in the base circuit of the complementary transistors, and can be varied independently of the mid-point voltage.

A variable resistance can be included between the bases of the complementary output (or driver) transistors to enable transistor and other component spreads, which could alter the value of the quiescent current in the output stage, to be taken up. With germanium transistors there is an especial risk of thermal runaway if the forward bias on the output stage is increased too far, so the preset control should only permit a small range of adjustment. It can be replaced by the appropriate value of fixed resistor after setting up, although it might be difficult to select a close enough value. Adherence to a good design should exclude the risk of thermal runaway, but it is a possibility, requiring care while setting up the amplifier, to avoid any broken connections and also to avoid short-circuiting the amplifier output.

Small resistors inserted at the emitters of the output transistors, by reducing the rate at which the quiescent current increases with temperature, assist in maintaining thermal stability. These should be non-inductive, and fuses have been used for the purpose in some amplifiers to give additional protection against thermal runaway. Alternatively the resistances can be made from enamelled Constantan wire: $3\frac{1}{2}$ in. of 34s.w.g. will give 1 ohm, and can be doubled to make it non-inductive. Resistances made of copper wire would give negligible temperature compensation, since the emitter resistors have only a small potential drop under quiescent conditions.

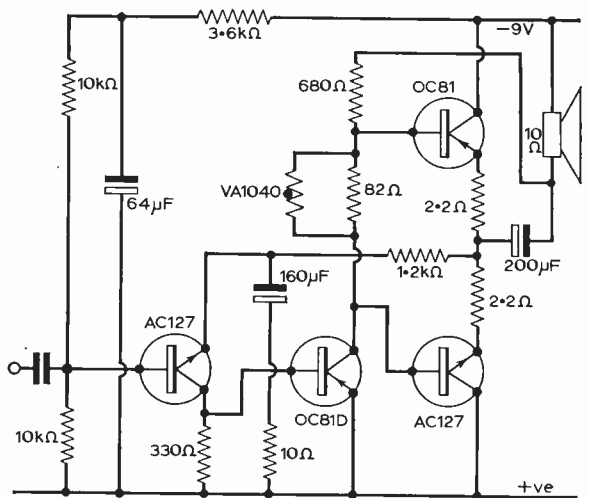


Fig. 6: 500mW amplifier using LFK4 germanium transistor package. Each output transistor requires 12.5 sq. cm. of 18 s.w.g. aluminium for adequate heat dissipation.

A fraction of the output power is lost in them, so the values are often 1 ohm or less for output powers above 1W.

BIAS COMPENSATION

Forward-conducting junction diodes (BA130 in Fig. 5) may be used to provide a bias more stable than could be derived from a resistance in the base circuit of the complementary transistors. The diodes can have characteristics similar to the base-emitter junctions of the transistors, and compensate for variations in the base-emitter potential of the transistors caused by supply voltage and temperature changes. The variation in potential of the base-emitter junction occurs also in the diode and the change in quiescent base current is thus minimized.

With germanium transistors, gold-bonded diodes and germanium junction diodes are used as compensating elements, and have a forward drop of about 0.4V. Silicon junction diodes, with their larger forward drop of 0.7V, are especially suitable with silicon transistors. Instead of miniature diodes, transistors, connected as diodes, with the base and collector leads joined together, can be employed.

Temperature compensation by the diodes will only be adequate if their temperature is equal to the junction temperature of the transistor. Attempts are made to mount them close to the transistor in clips on the heat sink. This is not entirely practicable with miniature diodes.

A thermistor (VA1040, Fig. 6) is more sensitive to temperature changes and, included in the bias network as an alternative to diodes, can, if suitably chosen to have the required resistance when carrying the current of the driver stage, give effective compensation for changes in ambient temperature. Disc-type thermistors can be used. The characteristic does not match the base-emitter junction of the transistor and cannot give precise temperature tracking with it. It is not therefore mounted on the heat sink.

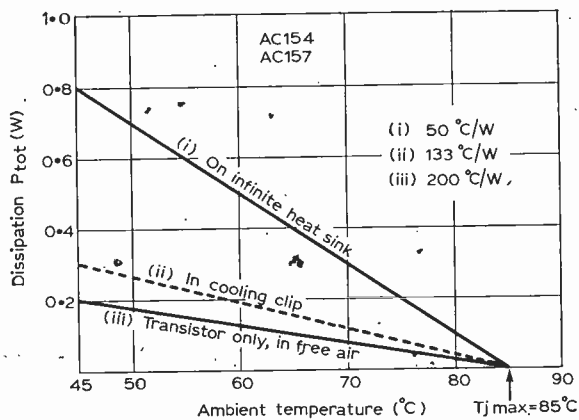


Fig. 7: Small germanium transistor derating characteristic.

A preset variable resistance can be included with diodes or thermistors to take up component and transistor spreads, enabling the quiescent current to be set at a particular value.

TRANSISTOR DISSIPATION

In Class B amplifiers, maximum dissipation in the output transistors occurs at 40% of full drive. An estimate of the maximum dissipation in each of the output transistors can be made from

$$P_{tot} \approx \frac{V_s^2}{32(R_L + R_E)}$$

where V_s is the voltage of the amplifier supply, R_L the loudspeaker impedance, and R_E the value of the emitter resistors.

Individual types of transistor may differ in their ratings, even if outwardly of the same construction. Data on small transistors gives the maximum dissipation in free air at 25°C, while for power transistors it is often at a case temperature of 45°C.

Complete information on maximum dissipation is expressed as a derating characteristic. An example for a small germanium transistor is shown in Fig. 7. The junction temperature for this transistor must be limited to a value, T_j max, of 85°C. At 85°C

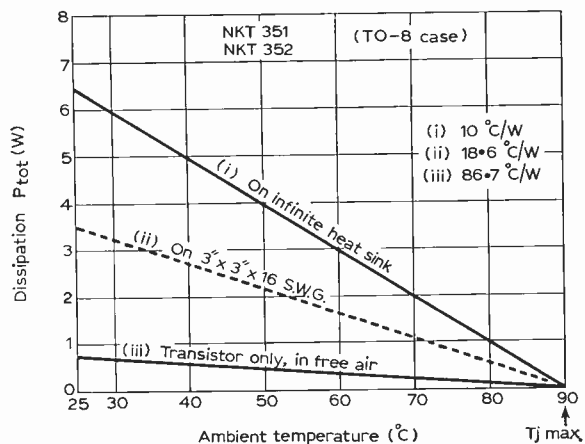


Fig. 8: Medium power germanium transistor derating characteristic.

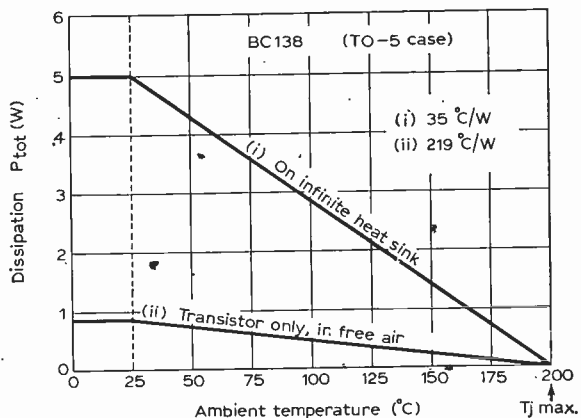


Fig. 9: Medium power silicon transistor derating characteristic.

ambient temperature, therefore, the dissipation must be zero. When the maximum dissipation at some other ambient temperature is given, e.g., 25°C, the two points thus obtained can be joined to yield a straight line graph. This enables the dissipation at any ambient temperature to be found that will raise the junction temperature to 85°C, the absolute limiting value.

Each straight line graph in Fig. 7 has a different slope, and is for a different value of thermal resistance. The graph (i) is for the transistor casing at ambient temperature, i.e., for zero heat sink resistance: the transistor can be imagined to be on an infinite heat sink.

The lowest characteristic (iii) is for the transistor in free air, when the only heat sink is the transistor case itself. The thermal resistance is then at its highest value.

An intermediate line, (ii), shown dotted, is the characteristic for the transistor mounted on a particular heat sink. It is not reliable to specify the thermal resistance of the heat sink by itself, because the effective value depends very much on the area contacted by the transistor. The same heat sink may yield different thermal resistance values for a small transistor and for a large power transistor, and if the heat sink is small, heat loss between the transistor and the surrounding air may also influence the value obtained.

The derating characteristic of a small silicon power transistor of TO-5 construction is shown in Fig. 9, and it can be seen that the power-handling capacity is much higher, because T_j max is 200°C; and that the internal thermal resistance is rather lower because, in a power transistor, the collector is internally connected to the metal of the case.

Power transistors of TO-3 construction have a thick copper mounting-plate, and this substantial construction can provide an internal thermal resistance as low as 1°C/W. There is also an appreciable area of thermal contact with the heat sink, which should result in more definite values for heat sink thermal resistance.

Germanium high power transistors have this form of construction, and have the advantage of a lower saturation voltage and better linearity than silicon transistors, but require larger heat sinks and are more prone to thermal runaway.

To be continued

INTEGRATED CIRCUIT

THE current revolution in the field of industrial electronics resulting from the introduction of the integrated circuit could not for long fail to have an impact on the amateur enthusiast's activities, and over the next few years it is inevitable that the pages of this magazine will reflect this fact. Originally the manufacturers concentrated on the production of units for logic applications, for computers and control systems, since these promised the opportunity for the very large volume sales required to justify the effort in development and tooling up that each type of integrated circuit represents. However, it was equally inevitable that this method of fabricating complete circuits in a single chip of semiconductor no larger than one conventional transistor would eventually be extended to linear circuits, and units appear which could be immediately applied as i.f. amplifiers, etc. From the manufacturer's point of view there is the advantage that the product will be in demand for the foreseeable future, as there seems little prospect of a further development to bypass the I.C., so that production of a standard module may be planned on a long-term basis. There is also the point that labour costs involved in the production of an I.C. are not significantly greater than those for single planar transistors, so that there is an opportunity to nullify the advantage of cheap labour held by manufacturers of domestic electronic gear in the Far East.

Considering these facts, R.C.A. in the U.S.A. began the development of an I.C. suitable for use as an i.f. amplifier in television sets, and this is now available at a very moderate price from the U.K. subsidiary of the parent firm. Following American TV practice, the unit is designed to handle an f.m. signal, at a frequency of 4.5Mc/s. However, as it is not yet feasible to incorporate inductive elements into an I.C., the frequency-selective circuit is external to the I.C. itself, so that if a conventional 10.7Mc/s i.f.t. were used, the unit would function satisfactorily at the higher frequency, with a drop in gain of a mere 7dB, from 70 to 62dB. Furthermore, the manufacturer was able to provide not only the i.f. amplifier, but also a.m. and noise limitation, with an f.m. detector and audio preamplifier facilities in the one unit. The unit therefore appeared ideal for a low cost solid state f.m. tuner, and this article reports on the writer's success with such an exercise.

The Integrated Circuit

First, a short consideration of the circuit evolved by the R.C.A. engineers. It is a monolithic silicon unit, that is, all the functions of the circuit are achieved within a single slice of silicon, whose properties were modified by diffusing traces of other

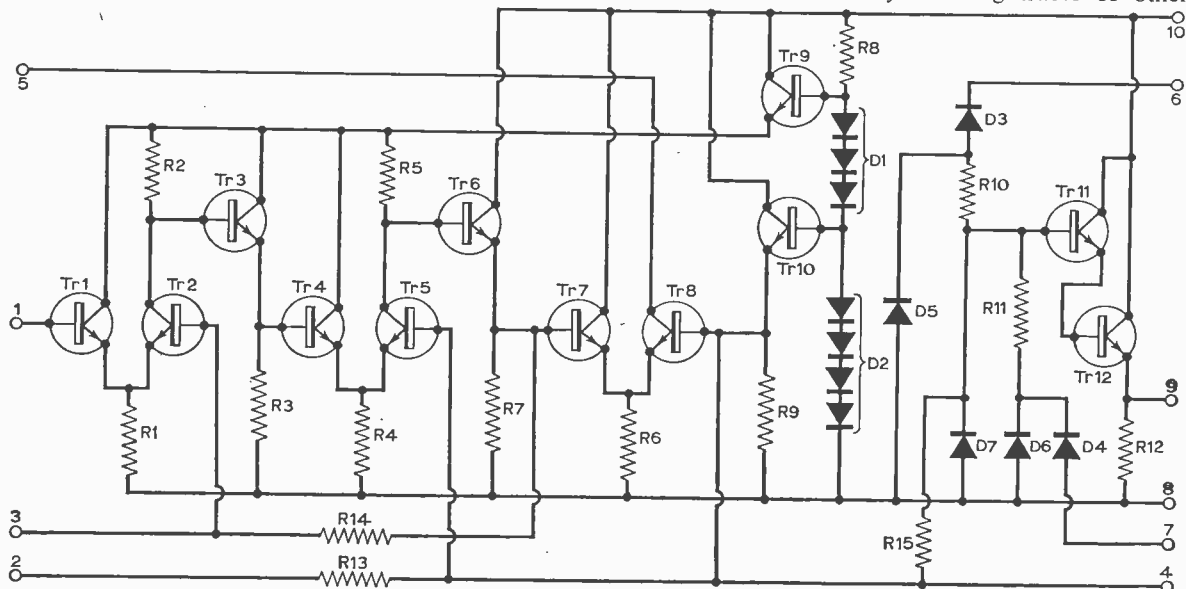


Fig. 1: Equivalent circuit in discrete components of the R.C.A. integrated circuit. Note that the component numbering is not related to the component numbering in Fig. 2.

f.m. tuner

L. McNAMARA, B.Sc.
A. J. McEVOY, B.Sc.

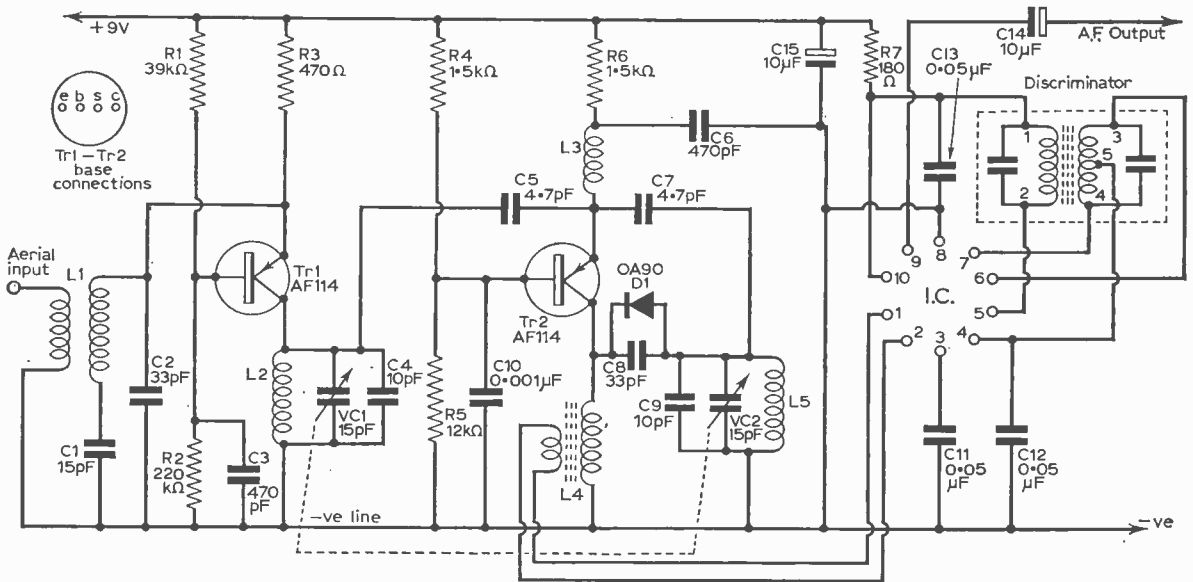


Fig. 2: The complete tuner circuitry. As the output goes to the "barrel" of the jack plug, note that the mounting screw must be insulated from the aluminium panel, e.g. by plastic washers.

★ components list

Resistors:

R1	39k Ω	R5	12k Ω
R2	220k Ω	R6	1.5k Ω
R3	470 Ω	R7	180 Ω
R4	1.5k Ω		

(All 10% $\frac{1}{2}$ W)

Capacitors:

C1	15pF 5% silver mica
C2	33pF 5% silver mica
C3	470pF ceramic
C4	10pF 5% silver mica
C5	4.7pF 5% silver mica
C6	470pF ceramic
C7	4.7pF 5% silver mica
C8	33pF 5% silver mica or ceramic
C9	10pF 5% silver mica
C10	0.001 μ F min. paper
C11	0.05 μ F min. paper
C12	0.05 μ F min. paper
C13	0.05 μ F min. paper
C14	10 μ F 6V electrolytic
C15	10 μ F 12V electrolytic

VC1/VC2 15+15pF twin gang with s.m. drive

Semiconductors:

Tr1	AF114	Tr2	AF114	D1	OA90
-----	-------	-----	-------	----	------

Inductors:

L1	Aerial coil, blue spot v.h.f. (0.5cm. dia. former).
L2	9 turns, solid core insulated wire wound on a $\frac{7}{64}$ in. drill to control diameter.
L3	5 turns as above.
L4	1st i.f.t., orange spot, 10.7Mc/s (0.5cm. dia. former).
L5	8 turns as L2.

Discriminator 10.7Mc/s ratio detector transformer.
Henry's Radio Ltd. can supply L1 and L4, alternatively they can also supply L2, L3, L5 and discriminator; these are described as R.F. coil/code red; reactor coil—enamel wires; Osc. coil—code black; Discriminator transformer—code yellow.

Note re coils:

L1; aerial winding is nearer the flanged end of the former.
L4; end of the larger winding to Tr2, bottom end of the smaller winding to 1 inch on I.C. i.e. to B on circuit board.
The integrated circuit CA3014, is available from R.C.A., Great Britain, Ltd., Lincoln Way, Windmill Rd., Sunbury-on-Thames, Middlesex: price 25/- plus post and packing.

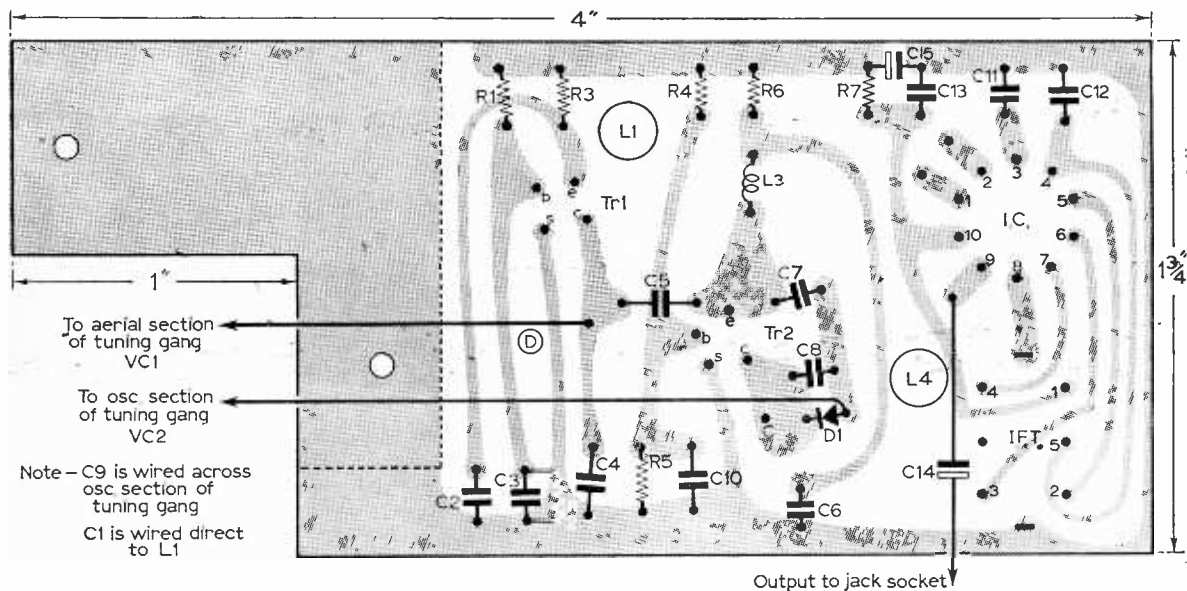


Fig. 3: Printed circuit layout showing position of components. Note that R2 is mounted on the copper side.

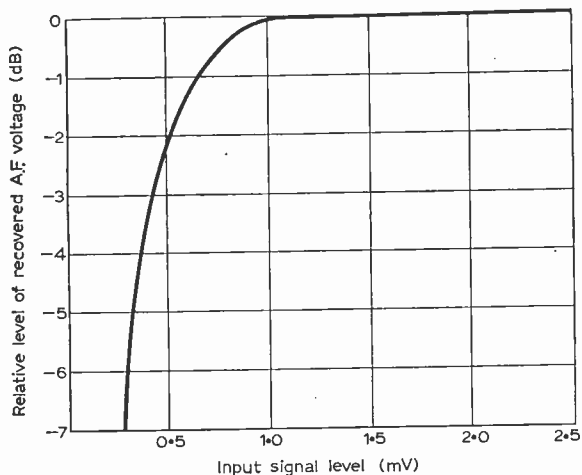


Fig. 4: Relates recovered audio signal to input signal. (10-7Mc/s).

elements into it at carefully chosen locations, so that various parts acted equivalently as the discrete components shown in the circuit of Fig. 1 would. This chip is mounted in a transistor-type can conforming to the international TO-5 standard, with ten leads instead of the usual three. Though R.C.A. have perfected the technique of incorporating the two varieties of transistor, p-n-p and n-p-n, in the one chip, this particular unit employs only n-p-n types. The first eight transistors are equivalent to a three stage wide-band amplifier. The input is applied to the base of Tr1, which operates in the emitter follower mode. Its output is developed across R1 and therefore passes into the common-base amplifier, Tr2. Tr3 may be regarded as an emitter follower, matching into a second three transistor amplifier system operating in a manner similar to Tr1-Tr3. Alternatively, the circuit may be analysed by regarding Tr3 and Tr4 as a super alpha pair,

coupled through Tr5 to a similar pair, Tr6 and Tr7. Either way, the amplified signal appears across R8, and enters the emitter of Tr8, a further common-base amplifier, which is loaded by the frequency-selective discriminator transformer, connected to pin 5 of the I.C. The twin outputs of this transformer re-enter the I.C., being connected to the detector diodes D3 and D4 through pins 6 and 7. The resulting audio is applied to the two transistor preamp, with a high-level audio output appearing at pin 9.

Design Procedure

Perhaps the most interesting aspect of the design, however, is the procedure adopted to bias the transistors, ensuring that each is operated to best advantage with a d.c. supply of between 5.5 and 10 volts. There is also the question of decoupling, as both i.f. and a.f. circuits are operating from a common supply and inside the one I.C. Tr10 establishes a constant voltage across R9, and from this point transistors Tr5, Tr8 and Tr11 are biased. An external capacitor between pin 4 and earth decouples this bias supply. Tr1 also receives its base current from this line, through R14 and secondary winding of the tuned input transformer L4 (the 1st i.f.t. of the tuner). Tr2 and Tr7 are biased separately, being held at the potential of the emitter of Tr6, and decoupled by the external capacitor from pin 3. Tr9 is an active decoupling element for the d.c. supply line to the other transistors of the i.f. amplifier chain, i.e. Tr1 to Tr5. The audio output of the detector appears across diode D7, and therefore has some effect on the level of the bias line originating with Tr10. Naturally, with such a high gain, the amplifier will "clip", but whereas this would result in intolerable distortion in an a.m. tuner, in an f.m. line up it is a definite advantage, and would have to be added were it absent, since it results in the suppression of a.m. signals and the elimination of impulsive interference. As a result the a.m. rejection of the circuit is greater than 50db,

and this limiting action is initiated by all input signals of an amplitude greater than $300\mu\text{V}$. Fig. 4 is a graph relating the recovered audio signal to the input signal, and confirms the efficiency of the limiting action.

The circuits of the r.f. and frequency changer stages are conventional. AF114 p-n-p transistors were available, and it was decided to use them, rather than to attempt a completely new design for the front end with planar silicon n-p-n's at the same time as I.C.'s were introduced for the rest of the tuner, even though they would have been more compatible with the negative earth circuitry of the I.C. The signal is applied to the emitter of the r.f. amplifier Tr1 from a broadly tuned transformer, with the dipole aerial across its primary winding. This transistor operates in the common base mode, to avail of the better high frequency performance of a transistor in this configuration. There is a rejector circuit in the collector load of Tr1, tuned by one section of the gang, which directs the signal through a capacitor to the emitter of Tr2. This is a self oscillating mixer, with the oscillator frequency set by a tuned filter in the collector circuit, with feedback from the collector to the emitter through C7. A clamp diode, as well as the capacitor C8, is used to feed the filter from the transistor collector. The collector current actually flows through the primary of an untuned first i.f.t., inducing in the secondary the i.f. signal which enters the I.C.

Construction

We may now proceed to the actual construction of the tuner. As is well known, layout can be very critical at high frequencies, due to the small capacitances involved in the tuned circuits, so that the effect of strays and hand capacitance is much more severe than in the a.m. bands. Therefore it is recommended that the printed circuit technique be adopted, and the pattern of Fig. 3 closely adhered to in painting the copper laminate preparatory to etching away the excess copper in a bath of FeCl_3 (ferric chloride) solution, in accordance with the procedure often described in these pages. "Cir-Kit" self-adhesive copper foil may be used as an alternative, though the above warning that the writers will not be responsible for poor results if the conductor pattern is not accurately observed, applies here too. When the etching process is complete, and the paint removed, the component mounting holes are drilled, also observing the diagram, Fig. 3. For the aerial and first i.f., larger holes are drilled to accept the ends of the coil formers, which are then firmly fixed in position with polystyrene cement. The connecting wires from these coils are left at the length as supplied by the makers, and soldered to the appropriate circuit board conductors without being cut. This is because these components are fairly accurately prealigned, and this may be disturbed if the wiring is altered. The ratio transformer, also prealigned, is next mounted on the circuit board, then the tuning capacitor. The smaller components, resistors, transistors, diode and capacitors, are soldered into position so that the tuning capacitor has a free swing and the complete assembly is even and neat. Components are mounted on as short leads as possible to minimise stray capaci-

tance, e.g. the transistors should not have more than $\frac{1}{4}$ in. of wire for each electrode beyond the seals of the cans. The leads to the integrated circuit must be inserted with care, and the more accurately the circle of ten holes for it is drilled, the more convenient the mounting operation becomes. Pin 10 is clearly marked by the spigot, and the orientation of this guideline should be checked before applying the soldering iron to the pins—this item is very difficult to remove from the board undamaged if any mistake is made. There is no need to resort to

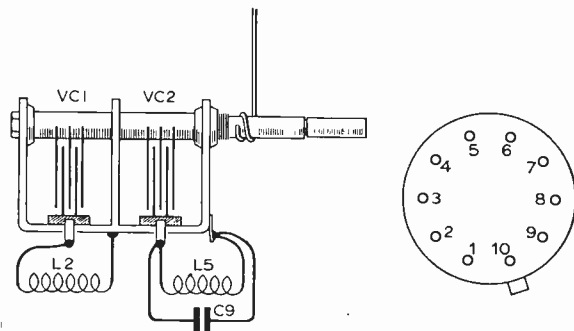


Fig. 5: (left) tuning gang assembly and (right) pin connections for the R.C.A. integrated circuit CA3014.

the excessive precautions recommended in the early days of transistor circuitry; care as normally given to an expensive component, and reasonable skill with a hot clean iron and good solder are all that is required. Anyway, the I.C. is a silicon component, and as such is very rugged and tolerant of heat.

Fitting the Coils

Figure 5 illustrates the mounting of the coils, L2 and L5, and also C10, on the tuning capacitor. Note that R1 and C1 are not mounted on the circuit board in the usual fashion; R1 is soldered to the foil side of the board, close up to the copper, while C1 goes from the earth side of C2 to the aerial coil. The illustration shows how this component is placed on top of C2, so that they use a common connection to the earth line. The audio output is taken from pin 7 of the I.C. through a capacitor, the other terminal of which is later taken to a jack socket on an aluminium panel. The primary purpose of this panel is to screen out hand capacitance when tuning the set, and the circuit is now ready to be

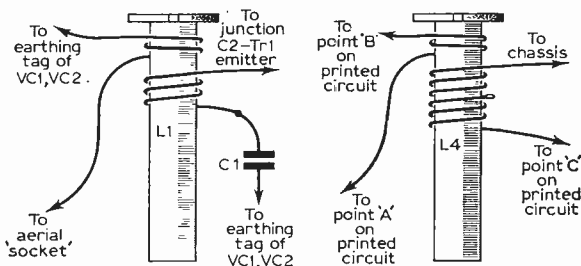


Fig. 6: (a) Aerial coil (L1) connections and (b) the 1st i.f.t. (L4) connections.

fitted on to it. It is folded from a sheet of 16 gauge aluminium, 9½ x 2in.; and incorporates at one end a battery compartment 2 x 1 x 1in. for a PP4 9-volt battery. It is attached to the printed circuit and earthed to it by screws fitting the tapped holes in the front of the tuning capacitor. Before fitting, it is drilled to take a coax socket for the aerial, a 3.5mm. jack socket for the audio output as mentioned above, and also clearance holes to permit access to the cores of the coils for purposes of alignment. The writers intend to use the prototype as a tuner and for test purposes only, so no volume or tone controls were fitted, and the output jack was arranged to serve at the same time as the on/off switch, by a simple modification to the spring contact incorporated in it; when a plug is inserted, this contact, which carries the positive battery line, is pressed upwards by the tip of the plug and makes contact with a fixed terminal and so connects with the circuit of the tuner. Three of the coils used in the front end of the tuner are merely small spills of wire, and the table gives winding data for these; if a constructor does not feel confident in winding them, the table of parts specifies equivalents available.

Alignment and Testing

The tuner is now ready for test and alignment. The circuit has a current drain of approx. 15mA. from a 9 volt source, and if the current is significantly above this level the circuit should be checked for shorts before proceeding further. If the coils are wound as instructed, they will be close to alignment already, and of course the aerial coil and ratio transformer, 1st i.f.t. and aerial coil are supplied pre-aligned, as noted above. Therefore when an aerial is inserted some activity should be observable on the band, and in fact the writer's prototype operated fairly well first time, even though located at a distance of 20 miles from the "local" station.


Correct Tracking

Proper tracking is obtained by stretching out L5 until the stations fall in the desired portion of the swing of the tuning capacitor. The setting of the aerial coil can then be adjusted for best quality of reception, and the length of L3 may be found to have some similar effect. It may also prove advantageous to try the settings of the i.f.t. and ratio detector, though without a wobulator it is not possible to fix accurately the bandwidth of these coils at the specified 250kc/s. In the prototype, satisfactory reception proved possible on a short "throw out" aerial, though, of course, there was an undoubted advantage in a proper dipole. In fact, in an area of strong signal, it is possible to insert an earphone into the output socket, and use the tuner as a personal portable. Therefore, the writers are pleased to report that, although the project began as a design exercise, the result is a tuner with few equals in performance among the kits currently available, and no challenger for simplicity of construction or economy, costing under £4 to make.

Thanks are extended to Messrs. R.C.A. Great Britain Ltd. for co-operation, especially in regard to the diagrams. ■

An easy-to-build 5-STAGE RECEIVER

NEXT MONTH



This is 'The Clubman', an efficient new 5-stager to be featured in the January PRACTICAL WIRELESS. Suitable for 160 and 80 metre amateur bands, it is simple to construct from readily available parts at minimum cost, with facility for adding extra stages and refinements.

PLUS

Intermittent Fault Locator designed to find those hard-to-trace faults—self-contained with own power supply.

Learning Morse with instructions and circuitry for suitable practice oscillator.

Simple Crystal Tuner, ideal as a present for a youngster or project for a novice.

PRACTICAL WIRELESS

January issue on sale December 8th
ORDER YOUR COPY NOW!

ON THE SHORT WAVES

MONTHLY NEWS FOR DX LISTENERS

Times in GMT
Frequencies in kc/s

THE BROADCAST BANDS

by JOHN GUTTRIDGE

EUROPE

Albania: *Radio Tirana* (Rue Ismail Quemal, Tirana) has replaced 9,715 by 11,715 for the 2200-2330 English TX.

Andorra: *Radio Andorra* (Obispo Catala 42, Barcelona 17, Spain) has now moved its second m.w. TX to 701 from 718. The s.w. outlet is now reported as 6,190.

Austria: *Osterreichischen Reudfunk* (P.O. Box 700A, 1040 Vienna) has made following changes: 6,155 additionally on air 1300-1800; 7,245 additionally on air 2000-2200; 11,850 replaces 11,785 at 1300-1500. The 2300-0200 TX on 9,770 re-timed at 0000-0200, and this frequency additionally used 1000-1300; the 1900-2200 TX or 15,210 re-timed to 1800-2100; 17,730 replaced by 17,800 at 1400-1600; extra TX at 2300-2400 on 15,360.

German Federal Republic: *Deutschlaedfunk* (Koln-Marienburg, Lindenalle 7) now has foreign service TX on 1,268 as follows: English 1900-1930, 2000-2030; Dutch 2030-2100; Danish 2100-2120; Norwegian 2120-2140; Swedish 2140-2200. At other times the home German programme is carried.

Great Britain: *BBC (CEXB)*, Bush House, London, W.C.2) transmits in German to Europe at 1945-2100 on 9,600/6,195. At 1945-2045 there is Hungarian on 6,180. A further Hungarian TX is aired at 2200-2215 on 6,125.

Greece: *Radio Athens* (Mourouzi Street 16, Athens 138) reported with English at 1830 and French 1835 on 9,605/11,720.

Holland: *Radio Nederland* (P.O. Box 222, Hilversum) has replaced 21,570 by 9,525 for the 0730-0820 English TX. Other outlets remain 11,730/9,715.

Voice of America: *Munich relay* (Washington, DC, 20547, USA) noted with Lithuanian at 1530 on new outlet of 9,660.

Norea Radio: (Grensen 19, Oslo 1) has a programme in Norwegian at 1700-1730 on 9,630 over TX of Trans-World Radio, Monte Carlo.

Portugal: *Radio Lisbon* (Rua Quelhas 21, Lisbon). Opinions differ as to the 16 m.b. frequency used for the 0700-0900 English TX. It is variously given as 17,740, 17,890 and 17,895. All agree on 21,495 for the 13m.b. TX.

Roumania: *Radio Bucharest* (P.O. Box 111, Bucharest). Frequency changes have been made for the following transmissions: 1930-2030 11,940/9,570; 2230-2300 9,570/7,195; 0130-0230 9,510/9,570/11,725/11,810/11,940/15,250; 0300-0330 and 0430-0500 9,510/9,570/9,590/11,725/11,810/11,940/15,250.

Spain: *Radio Nacional de Espana* (General Yague 1, Madrid) appears to have a new schedule. The station has been noted on 9,370 at 2030 in Spanish; or 9,360 at 2030 in Hungarian; or 7,105 at 1500 in Spanish; on

6,140 at 1900 in Spanish; on 6,130 at 1930 in French and at 2100 in Spanish.

USSR: *Radio Moscow* (Moscow) noted as follows: on 11,785 in Norwegian at 1945; 11,755 Turkish 1030; 11,630 Russian 1900; 9,640 *1600; 9,620 *1800; 9,550 Spanish 1815; 9,500 Turkish 1545; 9,490 Russian 1600; 9,470 Arabic 1800; 7,340 Russian 1930; 7,100 Russian 1815. *Language unknown.

Radio Kiev: (*Ukrainske Radio*, Radio Centre, ul Khreshchatik 24, Kiev) has English Mondays, Thursdays and Saturdays 1900-1930 11,730/11,760/12,020; 2230-2300 1,240; 0030-0100 and 0430-0500 11,750/12,030/9,810/9,710/9,680. In German Tuesdays and Fridays 1910-1930 9,740/11,730/11,760.

AFRICA

Algeria: *Radiodiffusion*—Television Algerienne (21 Boulevard des Martyrs, Algiers) now transmits in French 0630-0830 6,080; 1200-1500 11,835/11,715; 1500-1700 9,510; 1700-2300 6,080.

Libya: *Libya Broadcasting and TV Service* (P.O. Box 333, Tripoli, P.O. Box 274, Benghazi) transmits over 5,965 at 0500-0900 and 1800-2100 and over 9,565 at 1100-1700.

Nigeria: *Nigerian Broadcasting Corporation* (Broadcasting House, Lagos) reported around 0600-0700 on further new outlet of 15,365.

Biafra: *Radio Biafra* reported to have external service in French at 0725 and 1830-2000, and English 2100-2130 over 4,855.

Senegal: *Radiodiffusion du Senegal* (B.P. 1765, Dakar) reported in French 1530-1600 on 21,685.

ASIA

China: *Radio Peking* (Broadcasting Administration, Fu Hsin Men, Peking) has been noted as follows: on 11,675 in German at 1820; 9,575 Russian 1930; 9,490 *1600; 9,480 Hindi 1600; 7,620 Italian 2050; 7,075 German 1845; 6,620 Russian 1900; and 6,560 French 1915. *Language unknown.

China (Taiwan): *Broadcasting Corporation of China* (Ren Ai Road, Taipei) now uses 7,120/9,655/9,685/11,825/17,890 for the 1030-1100 English TX.

Indonesia: *Radio Republik Indonesia* (P.O. Box 157, Djakarta). The home service in Indonesia can be heard in the afternoon on YDF, 6,045 until close down at 1600.

Pakistan: *Radio Pakistan* (Broadcasting House, Bunder Road, Karachi) now uses 11,750/15,134 for the 1945-2030 transmission in English to Europe.

Contributors this month were Roy Patrick, R. J. Warner, A. E. Roxburgh, A. G. Clarke, Swiss Broadcasting Corporation, Radio Sweden, International Short Wave Club. Many thanks go to all of them.

DOWN in the forest something stirred—so the song goes anyway. This past month on the amateur bands has echoed this refrain and, I am pleased to report, all bands have offered some very good openings.

On topband the Europeans have been in evidence on c.w. and reports of the odd W have come in. Several listeners logged some good DX on 7Mc/s and it looks quite a promising band to watch this Winter. Fourteen and twenty one Mc/s have supplied some very nice long-haul stuff and at times have positively hummed.

Surprise surprise, ten metres is "at it" again. By next year we should have some really good openings on this band. Now is the time to start thinking about a ground plane for Ten, this will give all-round reception and would be well worth the effort to erect.

H.F. BANDS

Some people reading this page are, perhaps, just starting on short wave listening and all these funny little numbers are a bit confusing. The first two or three letters and/or numbers in a call sign fix the country in which the station is situated. You can get a "Countries List" from the R.S.G.B. which helps enormously, but just for fun let's take the first log this month and list the countries heard rather than a long list of call signs.

R. Street (Surrey) has a t.r.f. receiver (0-V-2), and a 110ft. long wire aerial. On 20 metres (14Mc/s) he heard amateur stations transmitting from—Clipperton Island, Korea, Panama City, Virgin Islands, Canal Zone, Guantanamo Bay, Australia, South Orkney Islands, Hong Kong, Laos, Venezuela, New Zealand and Singapore.

Incidentally, with a "Countries List" and a cheap map of the world you can learn quite a bit of geography in a very short time, and have fun while you're doing it.

R. King (Yorks.), R1155, a.t.u. (good lad), 36 ft. vertical and 66ft. l.w. says that the best time to listen on twenty metres for the Far East is from 1500 on, with Australian and New Zealand stations coming in between 0500 and 0800. On twenty metre phone Richard logged—CR61K, OL7MP, DU1FH, EA3NA, EP2BQ, ET3VRJ, F3KW, FG7XD, FP8CA, HB9UT, HK3RQ, HKØAI, HP1JC, HS4AK, HV3SJ, I1WX, K1HVV, K2RFZ/MM, K4AIM, K5QHS, K9CFV, KH6FIL, KL7WAH, KR6KN, KZ5MB, LU7ABV, OD5CN, OE1GWA, OHØNI, PX1NV, PY3HT, TG9EP (Guatemala), TI2CJ, UA9KAJ, UW9WR, UL7JA, VE2DE, VK2ID, K1DEU/P/VE8, VK3NW, VK5CV, VP8IE, VQ8CCR, W6MBA, W7HQC, XW8AX, ZL1AQE, ZL3UI, ZL4BX, ZS5GY, ZS6BAD, 3A2CP, 5L2KG, 7XØAH, 9H1AG, 9K2BY, 9N1MM, 9Y4VT.

L. Rowland (Cheshire), Trio 9R-59, 150ft. l.w. claims the bands are very busy. This statement is backed up by his log for 15 metres—CE3PR, CE4ZN, CEØAE (Easter Is.), CN8BB, CO8RA, CPIAW, CR6YZ, EA8CB, HC1XC, HI3XCH, JA1BB, JA2EDG, JA3NUC, JA4EVI, JA6BCE, JAØBFM, K7OYJ, KG6SF, KL7DTA, KP4IB, KV4CX, LU5AH, LU7PK, MP4BGE, MP4PBA, OD5BZ, OX5BW, PY1CAD, PY2SD, PY4UK, SVØWB, TF2WKM, TN8AA, UA9OW, VP9FB, VS9MB,

VU2BK, W6GMM, W7BWE, WA7EYP, XW8EZ, YA1FV, YV1EJ, ZC4AK, ZD8BIL, ZL1AH, ZS5KS, ZS6DB, 4U1ITU, 4X4RW, 5Z4DQ, 6W8EX, 7Q7BM, 9H1AM, 9M2JSW, 9V1NV. All these on s.s.b.

On ten metres South America and Africa are in evidence plus most of Europe.

R. Burt (Essex), Lafayette HA-63A plus a 90ft. l.w. heard these on Ten—CT2AO, CT1IW, DL's, EA8CR, FG7XC (Guadeloupe), K's, OK, ON, PY2DBU, W's, YO9CN, ZC4MO, ZS1JA, 4X4BL, 5H3KJ.

A. Darragh (Yorks.), AR88D, 33ft. l.w. logged these on Ten s.s.b.—CR7FM, PY1CAD, PY2DSG, UA3WD, UF6ACR, UP2NX, VK6SR, VK9TC, ZC4AK, ZS1FF, ZS6AW, ZS6U, ZS6VIG, ZS9JM, 5N2ABF, 9J2DT.

R. Spencer (Yorks.), Hallicrafters SX111, "... triangular shaped long wire" listened on Ten s.s.b. for—CR7CZ, CR7ER, CR7FM, CX9CX, FH8CD, LU8DKA, OD5EP, OH2AM, OK1MP, PY1CAD, PY4MV, PY9HL, SM5SI, UF6ACR, VQ8CHR, VQ9TC, ZC4MO, ZE2JA, ZS6U, 4X4BL, 4X4DH, 5H3KJ, 5L2KG, 5N2ABF, 5Z4AA, 5Z4KN, 9J2GT, ZD7DI.

L.F. BAND

Down to 40 metres again, but look what's been about, and you missed it too!

F. Simpson (Yorks.), HA700, heard these on phone—CN8BC, K1UBE, K3BDU, KP4AEB, PY7LAK, PY8QQ, VP1RA, VK2AVA, W1EFG, W2TXP, W3PHL, W4TUT, WA1DXN, WB2PDA, YV1BI, YV7DQ, ZL2BCG.

A. Milewczyk (Manchester), Lafayette KT340, 70ft. l.w. managed these on s.s.b.—CN8AW, K1HRT, OH3QA, PAØGKO, PY4BLH, PY7ACN, PY7AST, PY7AUT, PY7LAK, PZ1CF, W1AK, W3FPB, W3OYY, W3PHL, W8QGP/P/4, ZD7KH (St. Helena).

D. Henbry (Sussex), HA500, 14Mc/s dipole at 25ft., managed these on 40 s.s.b.—CN8AW, CN8BV, PX1IE, PY7AST, PY7GV, PZ1CF, VK2AVA, ZB2AP, 9H1AM.

CONTESTS

Now that the Mobile Rally season has finished we'll just have all those lovely contests to get into. There are four of them this month that I know of. These are—November 11/12th, R.S.G.B. 7Mc/s c.w. contest; 12th, OK DX contest, this one is c.w. too; 18/19th, Top Band contest; 25/26th, CQ World Wide DX contest (c.w.). On December 3rd, there's the 70Mc/s c.w. contest.

LOGS

Sorry to say that at least 50% of the logs received this month were not usable. They left out the information needed to make them of any use at all. Things like the mode, whether c.w., s.s.b., or a.m. Several logs were very good indeed but were not in alphabetical order and there just isn't time this end to stop and sort out a huge pile of call signs no matter how good the log is. If you do send in a log, please put it in alphabetical order with the date, call signs, frequency or band, time GMT, the receiver, aerial etc.

LOOK!

PRACTICAL!

VISUAL!

EXCITING!



a new 4-way method of mastering

ELECTRONICS

by doing — and — seeing . . .

1 ▶ **OWN and HANDLE a**

complete range of present-day **ELECTRONIC PARTS** and **COMPONENTS**

2 ▶ **BUILD and USE**

a modern and professional **CATHODE RAY OSCILLOSCOPE**

3 ▶ **READ and DRAW and UNDERSTAND CIRCUIT DIAGRAMS**

4 ▶ **CARRY OUT OVER 40 EXPERIMENTS ON BASIC ELECTRONIC CIRCUITS AND SEE HOW THEY WORK . . . INCLUDING . . .**

● VALVE EXPERIMENTS	● PHOTO ELECTRIC CIRCUIT	● A.C. EXPERIMENTS
● TRANSISTOR EXPERIMENTS	● COMPUTER CIRCUIT	● D.C. EXPERIMENTS
● AMPLIFIERS	● BASIC RADIO RECEIVER	● SIMPLE COUNTER
● OSCILLATORS	● ELECTRONIC SWITCH	● TIME DELAY CIRCUIT
● SIGNAL TRACER	● SIMPLE TRANSMITTER	● SERVICING PROCEDURES

This new style course will enable anyone to really understand electronics by a modern, practical and visual method—no maths, and a minimum of theory—no previous knowledge required. It will also enable anyone to understand how to test, service and maintain all types of Electronic equipment, Radio and TV receivers, etc.

FREE POST NOW
for
BROCHURE

or write if you prefer not to cut page

To: **BRITISH NATIONAL RADIO SCHOOL, READING, BERKS.** Please send your free Brochure, without obligation, to: *we do not employ representatives*

NAME BLOCK CAPS

ADDRESS PLEASE PW12



9 WATT, PUSH-PULL OUTPUT AMPLIFIER, 200-250 Volts A.C. E78/0, ECC83, 2-EL84. Bass treble, vol/on-off. \$5.15.0 (7/6 P. & P.) Size 12 x 3 1/2 x 5in. high.


20 ELEMENT MAST CLIPPING BBC-2 OUTDOOR AERIAL. State Station required 55/- (7/6 carr.). BBC-2 Coax Cable 1/6 yd.



6 TRANSISTOR "SUPER SIX" M.W. and L.W. kit, \$4 (5/- P. & P.). Wooden cabinet 11 x 7 1/2 x 9 1/2 in. All parts may be purchased separately. 3 1/2in. 10,000 line speaker, or 7 x 4in. 6000 line.

TESTED AND ASSEMBLED I.F. TRANSISTOR STRIP, 3 IFs (double tuned), osc., diode, 3-AF117, P.C. board 4 x 2 1/2in., 470KHZ, 25/- (2/6 P. & P.).


9-12 VOLT TRANSISTOR AMPLIFIERS
(1) 200mW for 3 ohm speaker 30/- (2) 300mW with switch, vol. control, for 3 ohm speaker 40/- (3) 1 w. for 8 or 15 ohm speaker, 52/6. (4) 3 w. for 8 or 15 ohm speaker 67/6 (2/6 P. & P. each type). Type (1) can be supplied in metal box 3 1/2 x 3 1/2 x 1 1/2 in. high with vol./on-off. Internal PP3 battery or larger externally. Socket for input and output only 40/-. Post paid.



VHF/FM TUNER, 88-102MHz. Self-powered. Valves ECC85, EF89, 6BW7, ECC82, two diodes and metal rect. 8 x 6 x 5 1/2 in. high. Full instruction book, circuit diagrams etc. 2/6; free with chassis. With front panel and brackets 47.19.6 tax paid and carr. paid. Can be supplied built for 48.17.6.

TRANSISTORISED F.M. TUNER. Size 6 x 4 x 2 1/2 in. Model A1005. Requires 9V. 10mA, 88-108MHz printed circuit. Cap. tuned; 3 I.F. stages; double tuned disc; 10mV output with 10 microV input. Transistors 2SA235 x 2; 2SA350 x 3; 5B75 and diodes 1N34, 1N60 (2). Only 47.5.0 (4/6 P. & P.). Compare this price before purchasing elsewhere.

2 x 4 WATT STEREO AMPLIFIER. Printed circuit. Separate power pack. Metal rectifier, ECC83 and 2-EL84. Negative feedback. Vol., base, treble each channel. Muting switch and on/off. 48.10.0 (7/6 P. & P.).



TAPE AMPLIFIER FOR MAGNAVOX TAPE DECKS — 2 or 4 TRACK


Chassis 12 1/2 x 5 1/2 x 4 1/2 in. high. Plastic front panel "gold" finish—12 1/2 x 4 1/2 in. 200-250 A.C. Record/Playback amp. switch; Off/On-Tone; Vol./Mic.; Vol./Gram; Mic. Input; Gram. Input; Monitor; Speaker Socket. Valves 6BR7; 12AX7; EM84; EL84; 6X4. Separate power pack. Complete amp. and power pack, 28.17.6. (6/- P. & P.). Rexine covered cabinet (tan) 15 1/2 x 17 x 9 1/2 in. high with sloping front for amp; complete with two tweeter speakers, and special adapting brackets for Magnavox Deck with two track tape deck 10.17.6; 4-track 12.15.0. Complete Recorders (with speed compensation) 2-track 22/6; 4-track 33/2 (carr. 25/-). Worth £10 more on normal retail prices.

STEREO AMPLIFIER 2 x 3 watt

200-250 v. A.C. Mains. E280 and 2 x ECL86. Vol., Tone, Balance controls. With opt. Trans for 3 ohms. 9 x 3 1/2 in. (plus trans. 2in. extra) 46.17.6 (P. & P. 7/6 extra).

Three tone grey record player cabinet (by well known manufacturer) taking above amplifier, complete with two 6 1/2 in. speakers (one speaker in removable lid). Size 17 1/2 x 15 1/2 x 7 1/2 in. high. Takes Garrard 1000, 2000, 3000 autochangers. 44.17.6 (plus 7/6 carr.). Complete Stereo Record Player using above equipment 18s. carriage paid.

NEW 6 PUSH-BUTTON STEREOGRAM CHASSIS



M.W.; S.W.1; S.W.2; V.H.F.; Gram; Stereo Gram. Two separate channels for Stereo-gram with balance control. Also operates with two speakers on Radio. Chassis size: 15 x 7 x 8 1/2 in. high. Dial cream and red. 15 x 3in. 190-550M; 18-51M; 60-187M; VHF 86-100 Mc/s. Valves: ECC85, ECH81, EF89, 2 x ECL86, EM84 and Rect. Price 419.19.0, carr. paid or 48.13.0 deposit and 5 monthly payments of 6/6. Total H.P. price 220.15.6. Cream moulded escutcheon included.

BATTERY ELIMINATOR

90V H.T. and 1.4V L.T. Size 5 x 3 x 3in. State valve line-up. Fully built. 125mA L.T. or 250mA L.T. "Open" type for mounting inside set. 50/- post paid.

GLADSTONE RADIO

66 ELMS ROAD, ALDERSHOT, Hants.

(2 mins. from Station and Buses). FULL GUARANTEE Aldershot 22240 CLOSED WEDNESDAY AFTERNOON CATALOGUE 6d.

NEW MART
Dept PW10
30/32, SHUDEHILL MANCHESTER 4.
Telephone (061) 832 7710

FREE GIFT OFFER

OF A BRAND NEW WORLD FAMOUS E.M.I. FISK SOLARSCOPE VALUE 22 2 0 WITH EVERY ORDER VALUE 25 AND OVER. THIS UNIQUE INSTRUMENT WHICH IS A BOON TO SHORT WAVE LISTENERS CLEARLY SHOWS THE AREAS OF DAYLIGHT AND DARKNESS ALL OVER THE EARTH AT ANY GIVEN HOUR. MINI-MOTORS 3V to 4.5V operation. Ideal for mini-racing cars, toys "Large" (1 1/4 x 7/16 x 1 1/2 in.) 8/11, Medium (1 x 3/8 x 1 1/4 in.) 3/9, Small (7/16 x 1/2 x 1 in.) 3/8 P. & P. 3d. each.

BRAND NEW! Why use Sapphire Styl in your record-player when at very little extra cost you can have a first-grade GENUINE DIAMOND STYLUS at 7/11 plus 6d. P.P. Available as replacements for the following popular types only at present: BSR TOSLP —BSR TCS STEREO —BSR TCS LP/STEREO —COLLARO STUDIO "O" LP/ROSETTE —GARRARD GCS LP-ACOS GP 66/97L —ROSETTE EP40/LP-GARRARD GCS LP.

SPEAKERS. 12in. round high quality British fitted tweeter cone, 6 watts, in 3" or 15 G. 25/5 P.P. 3/6. 8"OUND 12in. P. & A. 3 Q 25/6, P.P. 3/6. 2 1/4" round speaker 80 Q for your miniature equipment—4/- each. P. & P. 1/-.

Many other speakers from 2in. to 13in. available. Extension type, with vol. control, attractive finish: includes 7 x 4in. speaker. 32/6, P. & P. 4/6. Attractive extension speaker with two jacks to suit all transistor sets for home or car. 17/6, P. & P. 2/6.

TWEETER. 2 1/2 in. Black plastic cone, round on Square Frame. E.M.I. 3 Q—12/6, plus 1/6 P. & P.

MICROPHONES, LAPEL/HAND MIKE—1 1/4 in. dia. Lapel Clip, ideal for tape recording. With lead. Very sensitive 7/6, P. & P. 1/-.

CRYSTAL HAND MIKE. Robust and sensitive. Cream plastic case. Just the thing for tape recorders 8/6, P. & P. 1/6.

STUDIO CRYSTAL MIKE. Professional, omni-directional. Providing features naturally only available at many times the price. Sensitivity—50db. Response: 50-12000 c.p.s.

Black plastic with chromium case, swivels, standholder and shielded cable—only 48/- P. & P. 2/-. The stand below fits this Mike.

ACOS MIC 40—World famous Desk Mike, 18/9 plus P. & P. 1/3.

ACOS MIC 45—Splendid Curved Hand Grip Crystal Mike, 14/8 plus P. & P. 1/6.

ACOS MIC 60—Stick Type Crystal Mike 18/6 plus P. & P. 1/6.

ACOS ROUND Crystal mike includes 1 1/2 in. dia. 7/6, P. & P. 6d.

TELESCOPIC FLOOR STAND, HEAVY BASE. Standard thread. 49/6. Carr. & Pkg. 4/6

TELEPHONE PICK-UP COIL. For recording or amplifying both sides of telephone conversation. Suction cup fitting to telephone, with lead, 7/6, P. & P. 1/-

INTER-COMM. DE-LUXE 2-WAY. Ideal for offices, workshops, theatres, etc. Highly efficient, safe BABY ALARM. No mains—works off PP3 battery, which lasts for months, obtainable everywhere. Buzzer call system, complete with lead, plugs, battery, in handsome carton. 55/-, P. & P. 2/6.

PHOTO-ELECTRIC CELL. (APC.1) Suitable replacement for ORP 12. Max. volts 200; current 1A; Power ratio 260W. Res. range 500 ohm to 2 meg. Price 7/6 each, P. & P. 6d.

4 TRANSISTOR 8W AMPLIFIER. Size 2 1/2 x 2 1/2 x 1 1/2. 3, 8 or 15 ohm output. 9 volt battery operated. Highly sensitive. Price (less battery) 52/6, P. & P. 1/6.

RECORD PLAYER DECKS, GARRARD

All latest models. All SP25 DE LUXE 4-SPEED SINGLE FLAYER 49 19 6 fitted Mono Cartridge.

MODEL 1000 4-SPEED AUTOCHANGE 26 5 0 Stereo 10/- extra. Carr. Model 3000 4-SPEED AUTO-CHANGE 27 19 6 & Pkg. all models 7/6.

B.S.R. AUTOMATIC RECORD-CHANGER DECKS, LATEST MODELS.

UA25—Very popular—4 speed. Cap. 4in. 7in., 10in., 12in. records 25 19 6

UA1588—Slim Design—first class 7 speed. Two-tone grey 26 2 6

P. & P. on either of the above 7/6. Price includes Free Gift.

MAGNAVOX "383" TAPE DECKS, LATEST MODELS.

World-famous. Made to highest standards. Size 13 1/2 x 11 x 5 1/2 in. below board. For 200/250V 50 cycles a.c. 3 speed, digit counter, piano key controls. 7in. reels. Every modern feature. Speeds 17 3/4 and 7 1/2 i.p.s.

With 1/2 track Bradmatic heads £10 10 0

With 1/2 track Marriott heads £18 0 0

P. & P. 10/-. Price includes Free Gift.

PICK-UP CARTRIDGE REPLACEMENTS

STANDARD FIXING FOR MOST RECORD-PLAYER ARMS. ALL TURN-OVER TYPES WITH STYLUS FOR L.P. & 78 R.P.M.

ACOS GP/73-2 MONO 12/6 each. ACOS GP/73-2 STEREO 25/- each. ACOS GP/73-1 MONO-DE-LUXE 7/6 each. Postage and packing 6d. each.

Finest Quality British made MYLAR Recording Tape Fully Guaranteed. In Cartons.

3in. 240ft. Message 5/- 5in. 1200ft. Long Play 12/6

5in. 600 Standard Play 8/6 7in. 1800ft. Long Play 19/6

5 1/2in. 850 Standard Play 11/6 5in. 1200ft. Double Play 15/-

7in. 1200 Standard Play 12/6 5 1/2in. 1800ft. Double Play 22/6

5in. 900ft. Long Play 10/- 7in. 2400ft. Double Play 24/-

P. & P. 1/- per reel. Four reels and over post paid.

POCKET MULTI-TEST METER, 1000 Q per volt. Volts 0.1/0.5/1/5/250/500/1000 a.c. and d.c. Current: 0.1-100-500mA. Resistance: 0-100K. Complete with test leads. Instructions. 37/6, P. & P. 1/6.

MULTI-TEST METER. Feet size: 4 1/2 x 3 1/2 x 1 1/2 in. 20,000 Q per volt. D.C. Volts (20,000 Q P.V.) 0.5/25/250/500/2500 D.C. Current 0-50 micro amp/2-5mA/250mA A.C. volts (10,000 Q P.V.) 0.1/0.5/10/100/500/1000 Resistance: 0/6k Q—0/6 meg. Q. Capacity: 10uF to 0.01uF, 0.01uF to 1uF. Decibels: -20 to +23dB. COMPLETE with battery, instructions, leads, 72/6, P. & P. 1/6.

TRANSISTORS: Some popular types from our range:

OC44 and OC45 3/6 each. OC71 2/9. OC72 3/6. OC81 and OC81D 3/- each. OC169 3/9. OC170 3/6. AF117 4/-. OC26 7/6. GERTS 5/9. General purpose (Approx. OCT1) 1/- each.

NEW HIGH FREQUENCY TRANSISTORS. Sinclair 8T140—4/-, 8T141—6/- both capable of operating up to 700 Mc/s. ALSO MAT 100—7/9, MAT 101—8/6, MAT 120—7/9, MAT 121—8/6, ADT 140—15/-. High speed switching transistors—BSY 26 BSY 28, BSY 65—6/- each.

TRANSISTORS, 100 PIV 5A: 12/8; 200 PIV 5A: 15/-. All Transistors. Postage 6d. up to 3. Over 12 sent P. & P. paid.

R.F. FIELD INDICATOR. Ideal for use with radio controlled models. Checks radiation from existing antenna. Tunes 1 to 250Mc in 5 bands. Sensitive 200mA meter movement. 5 section plug-in aerial. Phone jack and crystal earpiece for monitoring. No battery required. Powerful magnet for attaching to metal surfaces. Complete with instructions. 47/6, P. & P. 2/6.

TERMS: Cash with order. No C.O.D. Orders total 25 and over sent carriage paid (excepting Record player decks where carriage is shown). Guaranteed money refunded if goods returned perfect within 7 days of despatch.

REMEMBER THE NOVEL FREE GIFT EXCLUSIVE TO US!

Callers welcome—Very many more lines to choose from. Open 9.30 a.m.—6 p.m. Mon. Sat. STOCKISTS OF ALL SINCLAIR, CIR-KIT MARTIN KITS—DETAILS WITH PLEASURE.

P.W. DATA RULE

PART 2

by I.J.KAMPEL

FULL instructions concerning the use of the PRACTICAL WIRELESS Data Rule appeared in last month's issue, together with the free copy of the rule. These instructions were sufficient to enable anyone with experience of slide rule scales to make full use of the rule. There now follows a short series of articles which will explain its use more fully, enabling even the beginner to take full advantage of this rule.

For those who did not purchase last month's issue of PRACTICAL WIRELESS, the Data Rule is available from the PRACTICAL WIRELESS Blueprint Department, price 5s.

Let us begin with a definition. A linear scale is one in which the divisions of the scale are separated by equal distance, i.e., starting at 1 the distance between 1 and 2 will be the same as the distance between 2 and 3 and identical to the distance between 3 and 4 and so on all along the length of the scale (two linear scales are shown in Fig. 1).

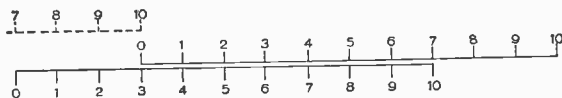


Fig. 1: Slide rule with two linear scales. This scaling is not practicable as explained in the text.

A logarithmic scale is quite different. The divisions get closer together as one moves along the scale. Thus the distance separating 1 and 2 on the scale will be larger than the distance between 2 and 3. Similarly the distance between 3 and 4 will be less than that between 2 and 3 and so on along the length of the complete scale.

Slide rules use logarithmic scales although at first sight it might appear far simpler to stick to linear ones. However it will be appreciated that it is far easier to add and subtract than it is to multiply and divide. This applies particularly when the numbers involved are not simple single digits but consist of several digits. For example to multiply 3.087 by 2.981 . Adding these two numbers would be easier than multiplying them.

By using logarithms we can avoid multiplication and division by automatically converting them to simple addition and subtraction respectively. To use logarithms or logs as they are commonly known we find the log (from log tables) of the two numbers we wish to multiply and simply add these two logs together. The resultant number is looked up in a table of antilogs and the answer given opposite.

Similarly to divide any two numbers we can find their logs, subtract these logs, and look up the antilog of this number in tables for the answer to the problem. Some might doubt that all this business with tables is really so very much quicker than multiplying and dividing by longhand. But consider a problem like $3.8^{-2} \times 56.14^4$. This is far simpler with logs than it is to work out by longhand multiplication.

The slide rule, with its log scales is compact and quite easy to use once the principle of operation has been grasped. Instead of looking up the logs of numbers in the log tables, adding or subtracting these and then looking up the antilog to find the answer, the slide rule

does all this in one go. It is only necessary to set the rule and read off the answer direct.

ANALOGUE CALCULATIONS

Analogue methods of calculation give close approximations to given calculations, and in usual slide rule scale lengths, three-significant figures is normally all that is expected. Figure 1 illustrates the basic principle of operation.

Here two linear scales are shown, scaled identically from 0 to 10. To perform addition, for example $3+5$, place the zero of the upper scale adjacent to the 3 of the lower scale, and read the answer, 8, in the lower scale, opposite the 5 in the upper scale. Obviously, all this process does is to count five along from the 3, thus giving 8. Since the upper 0 is aligned with the lower scale 3, the rule is set for all additions of the form $3+n$, where "n" is any other number.

A problem arises when we go off the lower scale length, as in the case of $3+9$ for example, for there is nothing below the upper scale 9. In this example, the rule should be reset, with the other scale end opposite the lower scale 3, i.e., the upper scale 10 aligned with the lower scale 3, and then opposite the upper scale 9 (shown dotted in figure), we see 2 in the lower scale. It is necessary to correct for the scale reset, and since the scale is 10 units long, 10 must be added to this result, giving the answer $10+2$, or 12.

Had we wished to add two numbers that were not whole numbers, for example $2.59+3.76$, in this case, the upper scale 0 would be set opposite 2.59 in the lower scale, and with more subdivisions than in the figure (this is not too difficult to estimate), then we may read the answer, 6.35 , in the lower scale opposite 3.76 in the upper scale. The practical use is thus more obvious with awkward numbers.

Subtraction is simply the reverse process, and had our sum been $6.35-3.76$, we would place the 3.76 of the upper scale opposite the 6.35 of the lower scale, and read the answer, 2.59 , in the lower scale, opposite the end mark of the upper scale.

It is not usually practical to actually use this principle for addition and subtraction, for they are relatively simple computations. The same principle applied for multiplication and division, however, would obviously be a great deal more useful. This is possible, by firstly converting our numbers to logarithms.

LOG TABLES

Suppose that the required calculation is a very simple case, 2×4 . Now using log tables, this is represented as follows. Using log tables we find that the log of 2 is 0.3010 , and the log of 4 is 0.6021 . Remembering that when we use logs multiplication becomes simple addition we proceed as follows:

$2 \times 4 = \log 2 + \log 4 = 0.3010 + 0.6021 = 0.9031$.
Now we turn to our table of antilogs and look up 0.9031 and we find the answer is 8.

By converting the 2 and the 4 into logarithms we have reduced the calculation to an addition, and thus

the above principle can be employed. Now we might look up the logs from the tables, then add these values with linear scales, returning to antilog tables for the answer, however this is obviously far too cumbersome, and would take far too long. The next improvement would be to put a scale next to the linear scale, giving the appropriate log conversion, i.e., a log scale adjacent to, and aligned with the linear scale. We could then easily transform the number to its log value, add the log values as shown before for linear addition, and then read the answer from the linear scale, adjacent to the log scale answer.

The more efficient method, however, is to eliminate the linear scale altogether, just leaving the log scale, but scaled in terms of the linear numbers it represents. Figure 2 represents two log scales as described, corresponding to the L and M scales on the Data Rule. Now we perform the addition process to multiply, and the figure shows how the example 2×4 is carried out. Place the end mark, or 1 of the upper scale, opposite the 2 of the lower scale, and read the answer 8, in the lower scale, opposite 4 in the upper scale.



Fig. 2: Multiplication using logarithmic scales.

Obviously this is very much simpler than long multiplication of a more involved calculation, such as 5.42×2.8 for example. By long multiplication, we obtain the correct answer of 15.176. Now, by logarithms (four figure) we can only expect to get the first three significant figures, and achieve this in the same manner as before, i.e.:

$$\log 5.42 + \log 2.8 = 0.7340 + 0.4472 = 1.1812$$

To obtain the answer we take the antilog of this, remembering that the "1" indicates the power of 10, and looking only for the ".1812" portion in the antilog table, thus: $\text{antilog } 1.1812 = 15.18$, which must be corrected to 3 significant figures, giving 15.2, the same as the long multiplication answer, also corrected to 3 significant figures. To do the same calculation with the slide rule, and again obtain the 3 significant figures answer, set the appropriate end mark of the upper scale, in this case the 10, opposite the 5.42 position in scale M, and read the answer, as presented on the rule, 1.52, opposite 2.8 in scale L. Note that the significant figures are correct, but that the decimal point is not correct.

DECIMAL POINTS

In any calculations on the slide rule, allowance must be made for the fact that if every individual possible number had to be represented on the rule, the rule would be of infinite length, and would consist of an infinite number of log cycles, identical to the one shown in the figure, all placed end to end, increasing by a power of ten at every cycle end. We get over this problem by accepting that the slide rule will only give us the significant figures, and we must use common sense to place the decimal point. A quick calculation that will in no way strain the mind is all that is necessary, and



Fig. 3: Example of multiplication using the data rule.

to do this, we round-off the numbers to be multiplied, and thus do a rough calculation to get an idea of the

order of the magnitude of the answer. In our example we have to multiply 5.42 by 2.8. Roughly, then, let us mentally work out, say 5×3 , giving 15. We know that the answer will be round about 15, thus the correct answer must be 15.2. The other nearest possibilities, namely 1.52 and 152 are obviously outrageous.

Thus the L and M scales of the data rule may be used to rapidly multiply two numbers together. In the previous example, with linear scales, it was shown that the reverse process for addition was the correct procedure for subtraction. The same applies with the logarithmic scales for division, since we subtract logarithms to divide.

DIVISION

Consider the following example:

$$70.4 \div 3.2$$

Now when we convert to logs division becomes simple subtraction thus:

$$70.4 \div 3.2 = \log 70.4 - \log 3.2$$

looking up 70.4 in log tables we find that this is 1.8476 and the log of 3.2 = 0.5051 therefore the complete calculation reads:

$$70.4 \div 3.2 = \log 70.4 - \log 3.2 = 1.8476 - 0.5051 = 0.3425.$$

We look up the antilog of 0.3425 in the antilog tables and find the answer is 2.20. (This is correct to 3 significant figures.) Using the rule, place 3.2 in scale L opposite 70.4 in scale M, and read answer, 2.20, opposite 1 of scale L.



Fig. 4: Example of division. Although 7.04 is set, this is regarded mentally as 70.4.

The equivalent scales on a conventional slide rule are far more convenient to use than on the data rule when it comes to longer calculations, perhaps consisting of several multiplication and division steps, due mainly to the luxury of a cursor, a sliding piece of perspex with a line marked on it. This line may be set up anywhere on the rule to assist the user in longer calculations, and to remind him of an intermediate answer in a longer calculation. Obviously a cursor is not practical with this calculator, however, it must be stressed that although the L and M scales enable ordinary multiplication and division, their main purpose is for units conversion, and this will be dealt with fully in another article. For inter-units conversion, the Data Rule does provide a luxury that the conventional slide rule does not—a fixed decimal point, and direct conversion between many electrical units.

COMPLEX OPERATIONS

With a mathematical slide rule complete with cursor the following problem would resolve merely to moving the cursor and slide about and reading off the answer direct with no mental arithmetic at all other than placing the decimal point.

$$\frac{22.7 \times 678 \times 34.015 \times 92.501}{3.02 \times 0.45 \times 346 \times 0.89}$$

Imagine working this out by long division and multiplication!

For those who would like to study the mathematical slide rule further, a trip to the local library should be fruitful since many books have been written on the subject, or a book may be purchased, such as *Slide Rule Manual*, published by George Newnes, price 8s. 6d.

PRACTICAL WIRELESS SPECIAL

OUR PRACTICAL CHRISTMAS OFFER TO YOU!

Practical Wireless PRESENTS THE TRIED AND TRUSTED SWISS KELEK 18ct. GOLD-PLATED WATCH



The KELEK DE LUXE 21-Jewel Lever, a watch of classic elegance with all the built-in qualities described below. Plus automatic self-winding.

Yours for only £10 10s. 0d.

The KELEK 17-Jewel Lever, beautifully designed, ultra-accurate and with all special features below.

Yours for only £7 7s. 0d.

HERE'S the most practical present you can give to yourself—or to a friend—this Christmas . . . a superb quality watch. By special arrangement with a famous Swiss manufacturer of International repute, PRACTICAL WIRELESS has been able to obtain a supply of famous Kelek Wrist Watches and present two for you to choose from as your Christmas gift to yourself. The special price of each is most attractive, you will agree, and your choice will be sent to you in a presentation box, post free. And what superb watches they are! Whichever you choose you'll have unfailing time-keeping.

15 Special Features:-

JEWEL LEVER MOVEMENTS. AUTOMATIC DATE CHANGE—shows the date day by day, month by month. PRESSURISED AND WATERPROOF TO 3 ATMOSPHERES—if you unfortunately went swimming in yours it would still keep perfect time. RUSTPROOF STAINLESS STEEL BACK—free from corrosion from dampness, rain, perspiration. SHOCKPROOFED—eliminates the risks of knocks and shock. ELECTRONICALLY TIME-TESTED in different positions to ensure accuracy in day-to-day wear and movement. TEMPERATURE-COMPENSATED HAIRSPRING—adapts itself to changes in climate. GOLD-PLATED. ANTI-MAGNETIC. UNBREAKABLE MAIN-SPRING. SWEEP SECOND HAND. DUSTPROOF. COMPLETE WITH LEATHER STRAP and PRESENTATION BOX. 12 MONTHS' INTERNATIONAL GUARANTEE WITH EVERY WATCH.

How To Get Your Watch

Complete the coupon below and write your name and full address twice where shown. Send coupon with postal order or cheque crossed “& Co.” and made payable to George Newnes, Ltd. Write your name and address on back of remittance.

Post to: PRACTICAL WIRELESS Watch Offer (PW/W1), 136 Long Acre, London, W.C.99.

Christmas Delivery—Latest date for receipt of orders is 6th December, 1967. If gift is for an address other than your own, please address the label section accordingly on coupon.

We regret that this offer is not available in Eire or overseas.

ORDER ON THIS FORM

PRACTICAL WIRELESS WATCH OFFER

Please send me the KELEK Watch indicated here:—

KELEK 17-Jewel Lever £7 7s. 0d. } Tick
 KELEK DE LUXE 21-Jewel Lever £10 10s. 0d. } one

Cheque/P.O. No. Value £.....s.....d.

Please check that coupon is complete with your name and address in two places, and that your remittance is correct.

NAME
 (Block Letters)

ADDRESS

..... (PW/W1)

L A B E L

WRITE IN BLOCK LETTERS

NAME

ADDRESS

..... (PW/W1)

*If undelivered please return to: PRACTICAL WIRELESS
 136 Long Acre, London, W.C.2.*

GEARED MOTOR

HALF REV. PER MINUTE
Made by famous Smith Electric, mains operated and quite powerful. Size $3\frac{1}{2} \times 2\frac{1}{2} \times 1\frac{1}{2}$ in. deep. Secondary use—process timer. Internal switch can be made to break circuit within a period up to 2 mins. 17/6 P. & P. 2/6 unless ordered with other goods.



MINIATURE WAFER SWITCHES

4 pole, 2 way—3 pole, 3 way—4 pole, 3 way—2 pole, 4 way—2N1742 25/-
1 pole, 12 way. All at 3/6 each 38/- dozen, your assortment.

BECKASTAT

An Instant Thermostat. Simply push it into 15A wall socket and plug your fire or other appliance into it. Knobsetting. Will save its cost in a season. Normally 39/6. We offer at 19/6 plus 2/- post.



15A Socket 4/6 extra

ALL PRICES GREATLY REDUCED

Type No.	Price	Type	Price	Type	Price
2N1727	15/-	OA5	5/-	OC75	3/-
2N1728	10/-	OA10	6/-	OC78	3/-
2N1742	25/-	OA7	3/-	OC77	7/-
2N1747	25/-	OA70	2/-	OC78	3/-
2N1748	10/-	OA79	2/6	OC78D	3/-
AC107	9/-	OA81	2/6	OC81	3/-
AC127	4/-	OA85	2/6	OC81D	3/-
AC171	5/6	OA90	2/6	OC82	3/-
ACV18	5/6	OA91	2/6	OC82D	3/-
ACV19	6/6	OA200	3/6	OC83	4/-
ACV20	5/6	OA202	4/3	OC84	4/6
ACY21	6/-	OC20	12/6	OC139	8/6
ACY22	4/6	OC22	10/-	OC140	12/6
AF114	4/-	OC23	3/-	OC170	5/-
AF115	4/-	OC24	15/-	OC171	4/-
AF116	4/-	OC25	8/-	OC200	9/-
AF117	4/-	OC26	7/6	OC201	13/6
AF118	4/-	OC28	3/-	OC202	13/6
AF139	12/6	OC29	13/6	OC203	12/6
AF186	17/6	OC35	10/-	OC271	15/-
AF212	15/-	OC36	15/-	ORP12	10/-
AS221	15/-	OC38	12/6	ORP60	8/6
BC107	14/6	OC42	6/6	SB078	6/6
BY100	4/6	OC44	3/-	SB305	8/6
EY213	7/6	OC45	3/-	SB251	10/-
MAT100	7/6	OC46	3/-	RT140	3/-
MAT101	8/6	OC70	3/-	RT141	4/6
MAT120	7/6	OC71	3/-		
MAT121	6/3	OC72	3/-		

SCR's (THYRISTORS)

50V	100V	300V	400V
1 amp	7/6	8/6	9/6
3 amp	6/6	8/6	10/6
25 amp	30/-	35/-	47/6

SILICON RECTIFIERS

Tested and guaranteed.

750mA	100v. 1/3	1 Amp.	100v. 3/-
	200v. 1/6		200v. 4/-
	400v. 3/6		400v. 6/-
3A	100v. 3/6		
	200v. 5/6	10 Amp.	100v. 9/6
	400v. 7/6		200v. 12/6
	600v. 9/6		400v. 14/6

Sub-miniature glass encased—only approx. 1in. long wire ended.

400mA, 50v. 1/6	100v. 2/6	200v 4/6
-----------------	-----------	----------

FLUORESCENT CONTROL KITS

Each kit comprises seven items—Choke, 2 tube ends, starter, starter holder and 2 tube clips, with wiring instructions. Suitable for normal fluorescent tubes or the new "Grolux" tubes for bath tanks and indoor plants. Chokes are super-silent, mostly resin filled. Kit A.—15-20 w. 19/6. Kit B.—30-40 w. 17/6. Kit C.—80 w. 17/6. Kit D.—105 w. 22/- . Kit E.—65 w. 19/6. Kit MF1 is for 6in., 9in. and 12in. miniature tubes 19/6. Postage on Kits A and B 4/6 for one or two kits then 4/6 for each two kits ordered. Kits C, D and E 4/6 on first kit then 3/6 for each kit ordered. Kit MF1 3/6 on first kit then 3/6 on each two kits ordered.

11 RANGE TEST METER



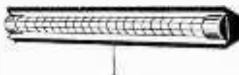
For checking car electricals, radio, TV, ignition systems, household lighting etc. Measure AC/DC voltage. DC current. Resistance. Will last a lifetime. 89/6. P. & P. 3/6.

HURSEAL AUTOMATIC TIME SWITCH

12 hour. 15A to control heating, lighting, radio, immersion heaters, etc. Regular price £4.4.0. Limited quantity 39/6. P. & P. 3/-.

INFRA-RED HEATERS

Make up one of these latest type heaters. Ideal for bathroom, etc. They are simple to make from our easy-to-follow instructions—uses silica enclosed elements designed for the correct infra-red wavelength (3 microns). Price for 750 watts element, all parts, metal casing as illustrated, 19/6, plus 3/6 post and insurance. Pull switch 3/- extra.



CONTROL DRILL SPEEDS

Electronically changes speed from approximately 10 revs. to maximum. Full power at all speeds by fingertip control. Kit includes all parts, case, everything and full instructions. 19/6, plus 2/6 post and insurance. Or available made up 32/6.

DRILL CONTROLLER

750mw TRANSISTOR AMPLIFIER

4 transistors including two in push-pull input for crystal or magnetic microphone or pick-up—feed-back loops—sensitivity 5mV. Price 19/6. Post and insurance 2/6. Speakers: 3in. 12/6, 5in. 13/6, 6 x 4in. 14/6.



THIS MONTH'S SNIP INTERCOM BARGAIN

OFFICE	SHOP	STORE	MANAGING DIRECTOR

Will save time and improve efficiency. Ideal in home—office—shop—surgery, etc. Complete outfit comprises Master unit and three substations each of which can call the master and have full two-way working. No wiring problems as subs fitted with 60ft. twin flex and they plug into sockets. Also included is packet of staples—and battery. Nothing else to buy—£4.19.6, plus 4/6 post and insurance.

GARRARD AUTO RECORD PLAYER Model 2000



This is one of the latest products of the World's most experienced maker of fine record reproducers. Its superior features include—automatic playing of up to 8 mixed size records—stopping and starting without rejecting—manual playing—pick-up pivots to give low stylus pressure—large diameter turn-table for max. stability adjustments include pick-up height—pick-up drooping position and stylus pressure. Size is 13 1/2 x 11 1/2 in. clearance 4 1/2 in. above. 2 1/2 in. below—fitted with latest hi-compliance cartridge for stereo—and mono. L.P. and 78. Supplied complete with mounting template and service sheet. Offered this month at the Special Snip price of £6.19.6 plus 7/6 carriage and insurance.

THE VECTRONOME CAPSTAN DRIVEN TAPE RECORDER



This is a truly portable, self-contained instrument with built-in microphone and loudspeaker using a 5-transistor amplifier with P.P. output and suitable for operation from mains or by rechargeable batteries. Tape capacity is 25 minutes on easily changed spools. A tape position indicator gives quick reference to any part of dictation. Recording level is automatically preset during dictation and can be adjusted to suit operator. Interlock prevents unintentional erasures. Tape speed controlled by fly wheel driven capstan. Very portable in neat case with carrying handle, overall size of which is approximately 6 1/2 x 7 1/2 x 2 in. Price with tape, nickel cadmium rechargeable batteries and mains battery charger £9.19.6 (rather less than 1/2 original price). Postage and insurance 7/6. Unused and in perfect working order.

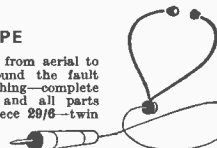
CIRCULAR FLUORESCENT

Brings sunshine into your home. 150 watts of light but uses only 40 w. Beautiful fittings with glass, non-plastic centre, fluorescent tube and choke control. Regular price £4.15.0. Special budget price 89/6, plus 3/6 carr. and ins. Please state colour of glass centre, white, pink, blue, red, black, yellow or cream. Also whether plug into lamp holder or ceiling mounting model. 80 watt model 99/6, 10/- carr. & ins.



RADIO STETHOSCOPE

Easiest way to fault find—traces signal from aerial to speaker—when signal stops you've found the fault use it on Radio, TV, amplifier anything—complete kit comprises two special transistors and all parts including probe tube and crystal earpiece 29/6—twin stethoscopes instead of earpiece 7/6 extra—post and ins. 2/6.



See in the Dark INFRA-RED BINOCULARS



These infra-red binoculars when fed from a high voltage source will enable objects to be seen in the dark, providing the objects are in the rays of an infrared beam. Each eye tube contains a complete optical lens system as well as the infra-red cell. These optical systems can be used as lenses for T.V. cameras—light cells, etc. (details supplied). The binoculars form part of the Army night driving (Tabby) equipment. They are unused and believed to be in good working order but sold without a guarantee. Price £3.17.6, plus 10/- carr. and ins. Handbook 2/6.



2 1/2 kW FAN HEATER
3 heat positions to suit changes in weather: 1kW, 1 1/2kW and 2 1/2kW; also blows cold for summer, has thermo-safety cut-out. Proper price £5.17.6. Yours for only £3.15.0, plus 7/6 post and insurance.

G.U.7 RECORD PLAYER

BSR Record Player for normal mains operation. This is the famous BSR Model G.U.7. Four speeds with automatic stop. Plays any size of record and is complete with stereo cartridge and esapphire stylus. Special snip price this month 67/6 plus postage and insurance 6/6.



PP3 Eliminator. Play your pocket radio from the mains! Save 2s. Complete component kit comprises 4 resistors—mains dropper resistances, smoothing condenser and instructions. Only 6/6 plus 1/- post.

WATERPROOF HEATING ELEMENT

26 yards length 70W. Self-regulating temperature control. 10/- post free.

9 VOLT PRECISION MOTOR

Intended for driving battery operated tape recorders and record players. Laminated, 6 Pole armature with Brush Gear-start and fire alarm. 8/6 plus 2/6 post and insurance. 1/6.



THERMOSTATS

Type "A" 15 amp. for controlling room heaters, greenhouse, airing cupboard. Has spindle for pointer knob. Quickly adjustable from 30-80°F. 9/6 plus 1/- post. Suitable box for wall mounting 5/- . P. & P. 1/-.

Type "B" 15 amp. This is a 17in. long rod type made by the famous Sunvic Co. Spindle adjusts this from 50-550°F. Internal screw alters the setting so this could be adjustable over 30° to 1000°F. Suitable for controlling furnace, oven kiln, immersion heater or to melt flame-start or fire alarm. 8/6 plus 2/6 post and insurance.

Type "D" We call this the Ice-stat as it cuts in and out at around freezing point. 2/3 amps. Has many uses, one of which would be to keep the loft pipes from freezing, if a length of our blanket wire (16 yds. 10/-) is wound round the pipes. 7/6. P. & P. 1/1.

Type "E" This is standard refrigerator thermostat. Spindle adjustments cover normal refrigerator temperatures. 7/6 plus 1/- post.

Type "F" Glass encased for controlling the temp. of liquid—particularly those in glass tanks, vats or sinks—thermostat is held (half submerged) by rubber sucker or wire clip—ideal for fish tanks—developers and chemical baths of all types. Adjustable over range 50° to 150°F. Price 18/- plus 2/- post and insurance.

MAINS TRANSISTOR POWER PACK

Designed to operate transistor sets and amplifiers. Adjustable output 6v., 9v., 12 volts for up to 500mA. (Class B working). Takes the place of any of the following batteries: PP1, PP3, PP4, PP6, PP7, PP9, and others. Kit comprises: mains transformer rectifier, smoothing and load resistor. 5,000 and 100 mfd. condensers and instructions. Real snip at only 14/6, plus 3/6 postage.

Where postage is not definitely stated as an extra then orders over £3 are post free. Below £3 add 2/9. Semi-conductors add 1/- post. Over £1 post free. SAE with enquiries please.

ELECTRONICS (CROYDON) LIMITED

(Dept. P. W.) 102/3 TAMWORTH RD., CROYDON, SURREY (Opp. W. Croydon Stn.)

also at 266 LONDON ROAD, CROYDON, SURREY S.A.E. with enquiries please

A final reminder that when a required number is off the scale on the L and M scales, it is only necessary to reset the L scale, so that the opposite end mark (1 or 10) is adjacent to the number that the present end mark (10 or 1) is adjacent to in the M scale.

RECIPROCAL SCALES

The reciprocal of a number, "n", is defined as $\frac{1}{n}$. Thus, the reciprocal of 2 is $\frac{1}{2}$ or, converting to a decimal, 0.5. The reciprocal of 8 is $\frac{1}{8}$ or in decimal form 0.125 etc. A reversed log scale opposite a normal log scale in fact gives reciprocals in decimal form at adjacent points, and, as with multiplication and division, the decimal point is placed by inspection. Thus, to obtain the reciprocal of a number it is only necessary to look at the scale in direct line with the number in Scale L, the Z scale giving the required reciprocal. To enable the line to be taken from one scale to the next with greater accuracy, simply align the number in Scale L with one of the end marks of scale M, the reciprocal then being given opposite the appropriate mark in the incomplete Scale Y. Thus, reciprocal of 2 may be found by placing the 2 in scale L opposite the 1 of scale M, and reading off 5, corrected mentally to 0.5, opposite the mark in Y.



Fig. 5: Uses of the reciprocal scale.

For those likely to use a slide rule after this, a useful point to note is that if we have a calculation of the form $z \div y$, another way of expressing this is to convert one number to its reciprocal and multiply, thus giving: $z \times 1/y$. Similarly, a calculation of the form $z \times y$ could be expressed as $z \div 1/y$ i.e. take the reciprocal of one number and now multiply, for a previous division, or *vice-versa*. For example let $z = 8$, and let $y = 4$. Then $z \div y = \text{answer}$ i.e. $8 \div 4 = 2$. Using the other method $z = \frac{1}{y}$ we have $8 \times \frac{1}{4} = 2$. The use of this comes in long calculations on the slide rule, where alternate multiplication and division is the quickest approach, and to achieve this, the habit of using a reciprocal, where necessary, soon comes automatically. This is, of course, only done when a reciprocal scale is provided on the slide rule, and, for example, instead of placing an end mark against a number in the middle of a calculation, it may be more convenient to place the reciprocal of the number, in the reciprocal scale, opposite the number. The simple proof that this will work is offered at any slide setting, when it will be seen that whatever the scale L end mark points to on scale M, this number is also adjacent to the mark in Y, read off in scale Z. The "end mark" is of course either the 1 at one end of a scale or the 10 at the other depending which end mark is being used for a particular calculation.

For instance, increase 10 by $5\% = 10.5$ i.e., $\frac{105}{100} \times \frac{10}{1} = 10.5$

COMPONENT TOLERANCE

Usual component tolerance ratings are 1, 2, 5, 10 and 20 per cent. Now this may be positive or negative, but in all cases, each of these tolerances uses a constant portion of scale length to compute the tolerance. The reader will be familiar with the fact, for example, that to increase a number by 5% it is only necessary to

multiply that number by $\frac{105}{100}$ or 1.05. Similarly to increase a number by 10% we multiply that number by $\frac{110}{100}$ viz. Increase 20 by 10% = 22. $\frac{110}{100} \times \frac{20}{1} = 22$

This process will be carried out on the reciprocal scale Z in conjunction with the small Component Tolerance Scale immediately above it in red.



Fig. 6: The component tolerance scale.

To give the +5% tolerance, it is only necessary to mark the length representing the log of 1.05 next to the appropriate log scale. This length is shown between the central line of the tolerance scale, and the indicated +5%. Verify this by placing the 1 of Scale Z opposite the central mark, and the +5% mark is seen to be opposite 1.05 on Scale Z. In a similar manner, to give the -5% mark on the scale, the scale length representing 0.95 must be marked off, and with the slider set as described above, it will be seen that -5% is adjacent with 0.95 in Scale Z. The rest of the tolerance scale is similarly constructed. The $\pm 1\%$ marks can easily be estimated. Decimal points are placed by inspection. An example of how the scale is used in practice is shown with the aid of Fig. 6.

Say, for example, a resistance of 320 ohms is required, with a tolerance specified of $\pm 5\%$. Now 320 ohms is not a preferred value of resistance, but by setting 3.2 in scale Z opposite the central mark of the tolerance scale, we can read off the limiting values of resistance at a tolerance of $\pm 5\%$. Thus it is seen that the preferred resistance value of 330 ohms is within the tolerance.

LOG SCALE

It has already been shown that the scales represented by L and M are log versions of a linear scale. Thus, a linear scale adjacent to the log scale allows conversion between the two, as shown in Fig. 7. On our slide rule the linear scale is not adjacent to the L scale but is drawn to project in the windows K and H higher up on either side of the rule. The red arrows and lines at either end of the M scale are the lining up points to couple the L scale with the K and H windows. Thus the drawing in Fig. 7 is for clarity only, the actual arrangement being shown in Fig. 7b.

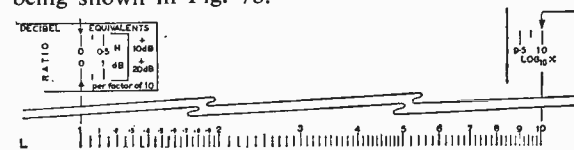


Fig. 7: Log x, or decibel power ratio.

The log scale has been marked in terms of linear numbers, and thus the linear scale is marked in terms of log numbers. Thus $\log x$ is read on the linear scale, opposite x on the log scale. It is thus seen that $\log 2$ is 0.301 to 3 sig. figs. reading the 2, in the figure, in scale L, and the log value, 0.301, in scale K. On the rule this alignment of scales is automatic, if the number "x" is set in scale L, opposite the 10 mark in scale M, as indicated by the arrows on the rule. The $\log x$ value is then obtained from window K, opposite the arrow. The window only provides, to three significant figures, the part of the logarithm that would be obtained from the log tables. The positive portion of the logarithm, the portion preceding the decimal point, technically

known as the *mantissa*, is obtained by inspection, in the normal manner. Thus, log 20 is read off as 1.301, and similarly log 0.2 as 1.301.

DECIBEL EQUIVALENTS

Amplifier gain is frequently expressed in terms of decibels, where a decibel is approximately the smallest change in sound that the ear can detect. A power ratio, that is the ration of output power to input power, may be expressed as N dB (decibels), where $N \text{ dB} = 10 \log \frac{P_{\text{out}}}{P_{\text{in}}}$. That is to say that the decibel ratio is expressed in terms of the logarithm of the power ratio, and the $\times 10$ factor, always applied since this is a constant in the expression, lifts the log value sufficiently high to be a little more manageable. Thus, if input and output powers are known, then P_{out} divided by P_{in} is simply calculated by the division method, using scales L and M, and the answer to this calculation can then be converted to a log value by using the log scale. It is then only necessary to multiply by 10 to get the final decibel equivalent of the power ratio. It should be mentioned here that to be technically correct, this is only the correct procedure if the input and output impedances of the system are identical.

Let us take an example where the input power of an amplifier is 100mW, and the output power is 3W. Now the power ratio is thus $\frac{3.0}{0.1} = 30$. Thus, N dB = 10 log 30. The mantissa is seen to be 1.

To get the complete log value, the process is as in the case of getting a normal log, however, for clarity, a separate window has been provided for decibel calculations (bottom section of the window used for voltage and current ratio conversions to decibels), window H. This achieves exactly the same thing, however, on the same scale, the only difference being that the power ratio is set in scale L, opposite the 1 of scale M.

In the example, set 3 in scale L opposite the 1 of scale M, and read off approximately 4.8 in window H, opposite the arrow, in the upper portion of the window. The note on the upper portion of the window, to the left, signifies the upper scale for POWER ratios. The precise value is 4.77, however the 4.8 should be near enough. The full logarithm is thus 1.48, and then, for the final answer, we multiply by 10, giving 14.8 dB.

To enlarge upon this, if the power ratio is between 1 and 10, the decibel equivalent is given directly in scale H. If the ratio is greater than 10, then add 10dB for every factor of 10, as indicated to right of the window. Thus, to repeat the previous example, when using the rule, and forgetting the formula, set the ratio of 30 as a number between 1 and 10, times an appropriate factor of 10, i.e., 3.0×10^1 . There is thus a single factor of 10 involved in the answer.

Set 3 in scale L opposite 1 of scale M and read off 4.8 in window H, for the power ratio portion of the dB scale. Now, since there is a single factor of 10 operating, add 10dB to the computed answer of 4.8dB, giving the correct result of 14.8dB.

dB TO POWER

Another example, of the reverse procedure, will now be given. Let us convert the decibel equivalent of 35dB into a power ratio. The reverse procedure applies. We see that three multiples of 10 must apply, thus we take 30 from the original 35 to give us a number between 0 and 10 on the decibel scale, namely 5dB. 5dB opposite the arrow in window H indicates the ratio 3.16 in

scale L, following the indicating arrow, and we then simply multiply this by the three factors of ten, i.e. the power ratio is 3.16×10^3 , or 3,160. Conversion to decibel equivalents of voltage and current ratios is basically the same as for power ratios, however the

formula is now $N \text{ dB} = 20 \log \frac{V_{\text{out}}}{V_{\text{in}}}$ or $20 \log \frac{I_{\text{out}}}{I_{\text{in}}}$

Fig. 8 thus shows the linear scale required adjacent the log scale for this conversion. Again the H scale is shown adjacent to the L scale for clarity only, on the rule the H scale is in the large right hand window and is used in conjunction with the L scale as advised.

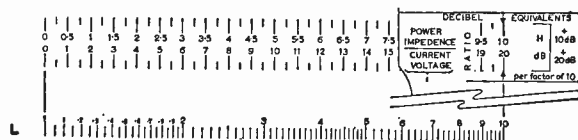


Fig 8: Decibel current/voltage ratios.

The voltage or current ratio may be computed using L and M scales, and the ratio obtained is then set opposite the 1 of scale L, as before, but the lower scale in window H is now employed, giving direct decibel readings, this time for 0-20 dB, but again being the decibel exact equivalents for ratios between 1 and 10. As before, convert to ratio form as previously described, but now, instead of adding 10dB for every factor of 10, add 20dB, as note to right of window H reminds.

Thus, the decibel equivalent of the current or voltage ratio 17.8 is obtained as follows. Place 1.78 in scale L opposite appropriate mark, (taking the ratio in the form 1.78×10^1), and read off 5dB in lower portion of scale in window H. Now adding 20dB for every factor of 10, since there is only one factor, this gives the final answer of 25dB.

IMPEDANCE CORRECTION

The previous decibel equivalents have assumed identical input and output impedances. To correct this figure if this is not the case, complete the first stage with power, voltage or current ratio as before, and then add to the decibel figure thus obtained, the decibel figure obtained from the following expression:

$$N_z \text{ dB} = 10 \log \frac{Z_{\text{in}}}{Z_{\text{out}}}$$

Scales L and M can be utilised to get the impedance ratio, and obviously the upper portion of the scale in window H is used for the evaluation of the rest of the expression, where the procedure previously used for power ratios is adopted, as reminded by IMPEDANCE at the upper-left of window H.

To be continued

CHRISTMAS ?

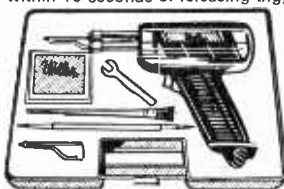
One year's subscription for *Practical Wireless* makes a very acceptable gift and lasts the whole year too. Just send 36s. to Subscriptions Dept., George Newnes Ltd, Tower House, Southampton Street, London, W.C.2, and we will post the issues regularly every month.



**This gun
for SALE!**

**FOR 'INSTANT HEAT'...SAFE
...EFFICIENT SOLDERING**

With a Weller 'Expert' Dual Heat Gun in hand you can successfully tackle any soldering job—from a small printed circuit up to sheet metal work! You get INSTANT HEAT at the press of a trigger—and tip is cool within 10 seconds of releasing trigger. Completely safe for operator . . .



and components. Simple to use . . . speedy and accurate. Dual Heat 120-140 watts. Expert Dual Heat Gun 66/- (Kit 89/6). Also available: Marksman Soldering Iron 29/- (Kit 38/-).

Manufactured by the world's largest makers of quality soldering tools.



Write for literature on Weller Soldering Equipment.
To: WELLER ELECTRIC LIMITED
Horsham, Sussex.
Telephone: Horsham 61747

**£8,700 for
£3 monthly**

This policy could form the basis of your family's Financial Security Programme. It provides maximum protection in the early years, when you need it most. For example:—
FOR YOUR WIFE if you had died last night, £1,500 now and £30 MONTHLY until December, 1987—a total of £8,700.
FOR YOU, retirement benefits if

you live, with guaranteed cash values for emergencies. (You can have a larger amount, of course.)

Premiums are eligible for income tax relief. Assuming you pay tax at the standard rate, approximate monthly costs are as follows:—
At age 25 . . . under £2 10s. 0d.
At age 30 . . . under £2 18s. 0d.
At age 35 . . . under £3 10s. 0d.
At age 40 . . . under £4 9s. 0d.

**The
MANUFACTURERS
LIFE INSURANCE COMPANY**

INCORPORATED IN CANADA WITH LIMITED LIABILITY
ASSETS EXCEED £500,000,000. ESTABLISHED 1887.

PLEASE COMPLETE AND POST THIS

ENQUIRY FORM

**THE MANUFACTURERS LIFE INSURANCE COMPANY,
ENQUIRY DEPT. 197, KNIGHTSBRIDGE, LONDON, S.W.7.**

I would like to have further information about your Family Income Policy and details of your Personal Financial Planning Service. Without obligation, of course.

Name


Address

.....


Date of Birth..... 8,700 PW1/12/67 0780

HI-FI WITH THESE PLUS FEATURES

**RELIABILITY, QUALITY, ADD-ON-
ABILITY, AND TRUE ECONOMY**



F.M. TUNER



STEREO CONTROL
ASSEMBLY

MARTIN AUDIOKITS are available for Mono, and can be doubled up for stereo, or as complete stereo units. 3 ohm and 15 ohm systems are available. There is a special pre-amp for low output pick-ups and escutcheon panels to suit the arrangement you choose. The tuner is styled to match.

You can do so much with MARTIN kits. The system of using pre-fabricated transistorised units which can be interlinked in a variety of ways enables you to assemble the combination of your choice and then extend it unit until you possess a full stereo gramophone and radio assembly. When new units are produced, they can be added to existing equipment very easily with the advantage that you can continue to use equipment you already have,

so that your installation is always up to date. Most important of all is the power and quality which MARTIN Audiokits give you. Their sturdy construction assures compactness without sacrifice to quality or efficiency. They offer excellent value, are very easily installed and will give years of unflinching service. That is why people prefer MARTIN—it's simple to instal, good to listen to, and looks completely professional.

AMPLIFIER SYSTEMS • TUNERS • RECORDERS

From Radio and Hi-Fi Stockists

MARTIN ELECTRONICS LTD. 154/5 HIGH STREET, BRENTFORD, MIDDLESEX. ISLeworth 1161/2

Trade enquiries invited

MARTIN ELECTRONICS

154 High Street, Brentford, Middlesex
Please send Recordakit/F.M. Tuner/Audiokit
Hi-Fi Leaflets. (Strike out items not wanted)

Name

Address

.....

PW12

FANTASTIC NEW 1967 BARGAINS FROM CONCORD



Frustrated Import Shipment
OFFERED BELOW HALF PRICE TO CLEAR
ALL TRANSISTOR 500 only
PERSONAL TRANSCIEVER SETS

OUR PRICE **£6.19.6**

You've heard about them—You've read about them. NOW'S YOUR CHANCE TO OWN THEM. Highly sensitive two-way transistor transceiver sets have individual volume control and talk-listen switch. Telescopic aerial pulls in the voice from the other set over tremendous distances—no wires—a genuine transceiver as used by official bodies and forces. 500 sets only at £6.19.6 plus 5/6 p. & p. (Batteries, leather cases, etc. 10/6 ex.). These cannot be operated in U.K.

Money back if not delighted with the performance. These cannot be operated in U.K.

NO SOLDERING AMAZING CIGARETTE RADIO ONLY **25/-**

Yes a perfectly ordinary packet of cigarettes! But watch your friends' astonishment on hearing it fetch in station after station, loud and clear! Still holds 10 cigarettes yet cleverly conceals highly sensitive, fully transistorised circuit (including battery). Even a young boy can assemble it under 2 hours. No soldering. No experience necessary. Only 16 connections to make. Ideal for taking to work with you. From our bulging testimonial file Mr. D. B. of Huddersfield, writes: "... I have fitted the parts in it and it is working wonderfully." ALL PARTS including Semi-Conductors, ABC Plans, etc. ONLY 25/- plus 2/6 post, etc. Parts available separately.



3500 Bought at "Rock Bottom" Off Leading British Maker
REAL EPISCOPO PROJECTOR ONLY 45/-

No more to pay! Projects FULL SIZE Magnified PICTURE on to your wall or screen in BLACK & WHITE OR COLOUR with CRYSTAL CLARITY ANY PHOTOGRAPH, DOCUMENT, picture drawing, stamp, etc. Entertaining and educational—hundreds of uses in home, office, schoolroom, etc. A FULL SIZE precision made scientific instrument WITH REAL GLASS REFLEX LENS. Sturdy, reliable. So simple even a child can use it—plugs into standard mains. BRAND NEW complete with cable lamp, etc. Offered at fraction of real worth at 45/- plus 5/- P. & P. Satisfaction or money back.

Profit from the credit squeeze
Importers stock bought at miles below actual value
WIDE RANGE HIGH POWER MICROSCOPE only 37/6

not a penny more to pay. Grade A.1 De Luxe model, all metal construction in black crackle with plated parts. Accurate rack and pinion focusing gives crystal clear definition. 3 optically polished lenses on revolving turret, giving 100x, 200x and 300x magnification powers. Adjustable mirror light, reflector and tilting joint. Ideal for students, hobbyists, nature study, etc. Should last a lifetime—Passed by Japanese Board of Inspection. Brand new in box, complete with set of slides at fraction of real worth—ONLY 37/6 Plus 3/6 post & safe packing. Money back p/tea. Demonstrations daily.



Don't be put off by amazing low price—we bought bankrupt stock.



NAVAL (Pattern) BINOCULARS
40mm. O.G. lens
45/-

NO MORE TO PAY

including real pigskin case. Superb area magnifications of 15 times. Brand new. (Grade A.2 de luxe model by leading optical manufacturer. Full size, metal construction, lightweight, precision ground and polished optical lenses for wide angle, needle sharp definition. Telescopic draw tubes with smooth action centre focusing and inter-pupillary pivot. Takes you into space or just across the road. Save 2 £ £s—ONLY 45/-, incl. real pigskin case and shoulder strap, plus 4/6 p. & p. Order quickly while limited stocks last. Money back guarantee.



Make 5 different TRANSISTOR RADIOS for **39/6** No Experience Necessary

No soldering. Only 8 connections for first radio to work. Just look, you get Easy ABC Plans, Cabinet, Loudspeaker (alone 17/6), Earphone, 4 Semi-conductors, Coils, Condensers, Resistors, Tuner, Switch, Screws, etc. YES—EVERYTHING! Loud clear English and Foreign reception. As supplied to Educational Authorities, H.M. Forces, etc. TESTIMONIALS GALORE. Complete course—originally

£6. Now only 39/6 plus 4/6 Post etc.



HIGH POWERED TRIPOD TELESCOPE ONLY **45/-** NO MORE TO PAY

Advantageous Purchase Direct from Importer. 750 only at fraction of the true value. Special grade A.1 De Luxe model—passed by Japanese Board of Inspection. All Metal construction in Black Crackle finish with plated parts and simulated leather covering. Special polished optical lens gives astounding magnification power of 900-1 areas. Single draw focusing tube enables you to study the MOON, PLANETS & STARS. Independent view finder permits you to focus on subject miles away or just across the road. Brand new complete with collapsible tripod at unbelievable price of only 45/- plus 5/- post and SAFE PACKING. Satisfaction or your money back.

CONCORD ELECTRONICS LTD. (Dept. P.W.44) 8 Westbourne Grove, London W.2
MAIL ORDERS ONLY

THE PEMBRIDGE COLLEGE OF ELECTRONICS FOR TRAINING IN RADIO AND TELEVISION

FULL-TIME COLLEGE COURSE IN RADIO AND TELEVISION

Our Course, of sixteen months' duration, provides a fundamental training for radio and television engineers. It includes theoretical and practical instruction on transistor television receivers, U.H.F. television receivers and colour television.

Exactly half the time is spent on practical work and the course provides excellent practical experience on valve and transistor radio receivers and high-fidelity equipment and all well known makes of television receivers.

The Course is recognised by the Radio Trades Examination Board (R.T.E.B.) for the Radio and Television Servicing Certificate examinations.

Next Course commences 3rd January, 1968.

To: The Pembridge College of Electronics (Dept. P12)
34a Hereford Road, London, W.2.

Please send, without obligation, details of the Full-time Course in Radio and Television.

Name _____

Address _____

CMP 5

IN-CIRCUIT TRANSISTOR TESTER

A. THOMAS

IT has been found that whilst repairing transistor radio sets, especially the miniature type, nothing is more infuriating than to suspect a particular transistor of being faulty, and be unable to remove it for testing, in case other components and the printed circuit are damaged.

The test unit to be described here enables a simple test to be carried out whilst the transistor is still connected to the components. The test is the leakage current, I_{cbx} , between collector and base. This test is similar to I_{cbo} , where the former has the emitter connected and the latter has it disconnected.

Figure 1 shows the basic circuit diagram of the unit; it can be seen that if the part within the dotted lines were not present, the current would flow from the collector via R1 and R2 to earth and from the collector to the base, and from the collector to the emitter through R3 and R4 to earth. The circuit within the dotted lines balances the potentials at R1, R2 junction and R3, R4 junction with that appearing at the collector, therefore no current can flow in R1 from the battery B1. The meter M1 will then indicate only the current from collector to base.

Referring to Fig. 2, the battery B2 supplies the voltage via the control VR1, this is adjusted until M1 shows no reading at all. The more accurate the zero adjustment is the more accurate the measurement.

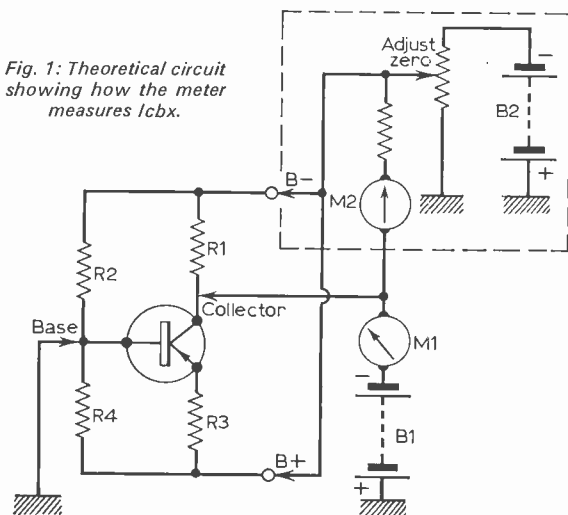



Fig. 1: Theoretical circuit showing how the meter measures I_{cbx} .



Both of the batteries are reversible by S1, this enables pnp or npn types to be tested. The circuit has been devised to test mainly germanium transistors, the silicon types have leakage currents well below the range of this unit.

Diodes D1, D2 and D3 protect the meters against large currents by conducting if the voltage dropped by R1 + M1 or R2 + M2 exceeds 150mV. R1 and R2 are selected to suit the meter obtained, the

★ components list

Resistors:

R1
R2
R3 (shunts)
R4 (shunts) } see text

Diodes:

D1 OA200
D2 OA200
D3 OA200

Miscellaneous:

M1 50 μ A meter, M2 50-0-50 μ A centre zero meter, S1 4 pole 3 way switch, S2 1 pole 3 way switch, B1-B2 6 volt battery, (PP1), VR1 1k Ω wire wound potentiometer, four crocodile clips, etc.

TABLE I

Code	$I_{cbo}(\mu A)$	$I_{cbx}(\mu A)$
OC71	18.0	36.0
OC72	6.0	12.0
OC45	6.0	12.0
OC83	10.0	20.0
OC84	10.0	20.0
AF118	1.5	4.0
AF127	1.3	3.0
AC153	8.0	18.0
ACY19	10.0	20.0
ASY26	3.0	7.0
NKT211	10.0	20.0
NKT239	10.0	20.0
2N2613	4.0	8.0

resistance of the meter should be determined and the total made up to 2kΩ. The current range shunts are determined from the formula $R_m(I_m/I_s)$ where I_m is the current through the meter (50μA) I_s is the current through the shunt (450μA for the 500μA range) and R_m is the resistance of the meter.

The circuit of Fig. 2 may be modified by additional switching such that a single meter may be used for both positions; if this is done then a resistor (R5) must replace the meter which is out, see Fig. 3.

M1 should be a centre zero meter, but a normal meter may be used and a reverse meter switch provided.

The circuit may be checked by placing a resistor from the collector lead to the base, a value of 240kΩ is suggested as this will give a half scale reading on M2.

Two more resistors are then connected, one from B- to collector and the other from B+ to base, the control VR1 is then adjusted until M1 reads zero, M2 should still read 25μA within 20%.

USING THE UNIT

Table 1 gives a list of transistors widely used in commercial and home constructed radio sets. The majority of transistor specifications give I_{cbo} tests at 6V, and this value has been chosen here. The table gives specification values for I_{cbo} and the expected maximum reading on this unit.

The battery should be removed from the radio

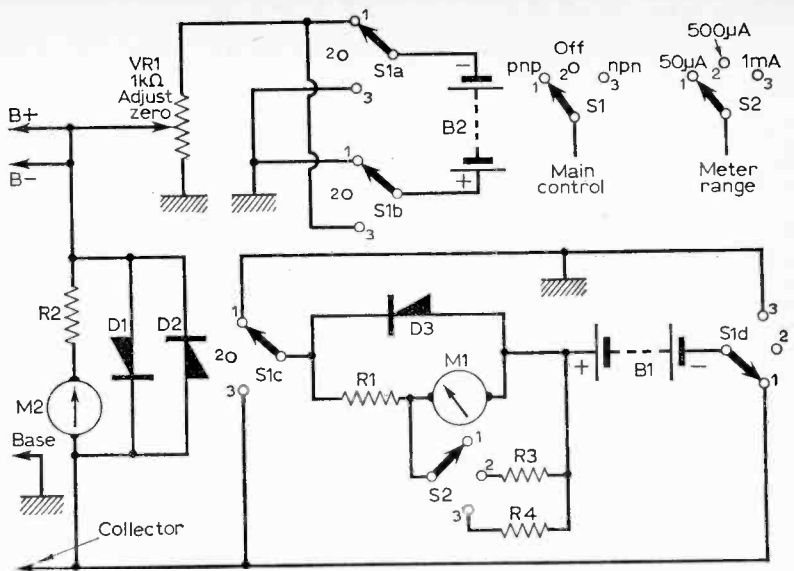


Fig. 2: Basic circuit of the unit.

set and the B- and B+ leads connected, if there is any series resistance (decoupling) in the battery leads, this should be short circuited. The base and collector leads are then connected, and the type of transistor (pnp or npn) selected, this will switch on the unit. M1 and M2 should now deflect; adjust VR1 until M1 reads zero, M2 will now read the leakage current.

When the collector load resistance is small, for example an i.f. transformer coil, it becomes more difficult to zero M1, as the small current through the load produces only a small voltage to drive M1 meter. Extra care should be taken when checking such stages.

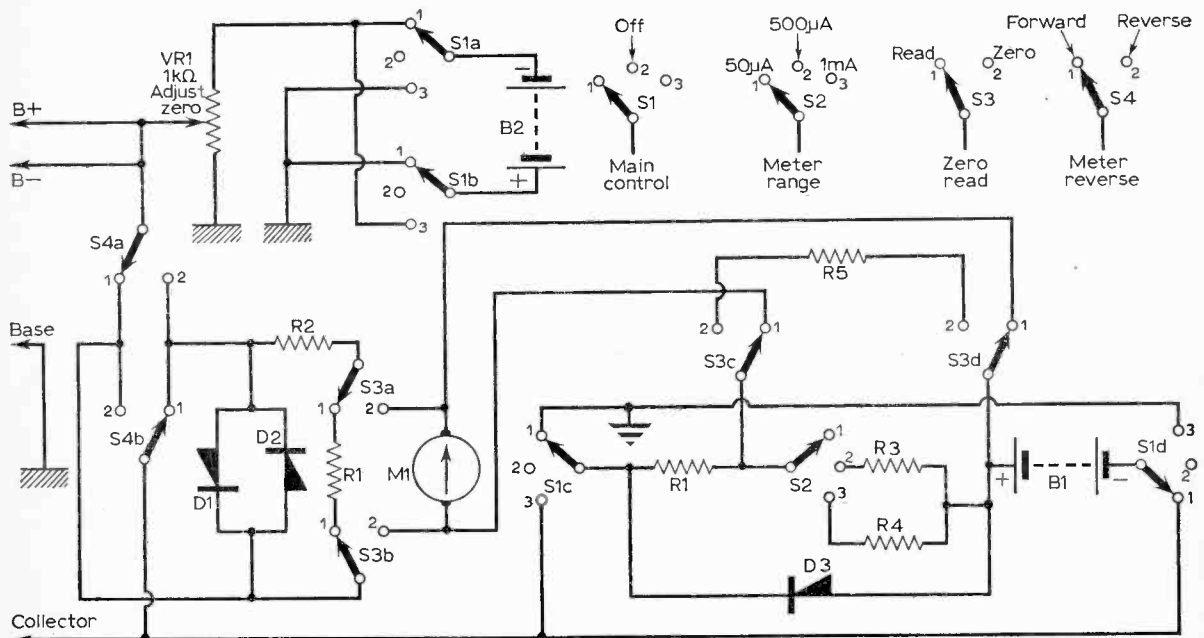


Fig. 3: Modified version using one meter only.

DE LUXE PLAYERS

4-Speed Mono players 2-tone cabinets 17" x 15" x 8 1/2 in. High loudspeaker and High Quality Amplifier ready built. Quality output. Volume and Bass controls. Special instructions enable assembly in 30 minutes, only 5 wires to join. 12 months' guarantee.

TO BUILD YOURSELF

Post 2/6 per item. PORTABLE CABINET As illustrated. To fit standard player or autochanger. **69/6**

RCS AMPLIFIER 3 WATT. Ready made and tested with UCL82 triode pentode valve and loudspeaker. **59/6**

SINGLE PLAY MONO BSR GU7 **£4.19.6**
Garrard SRP22 **£4.19.6**
Garrard SP25 **£10.19.6**
Philips AG1016 **£12. 9.6**
Garrard A 70 **£19.19.6**
Garrard LAB80 **£24.19.6**
Garrard 461 **£29.19.6**

All with mono cartridge (Stereo 12/6 extra)

GARRARD TEAKWOOD BASE WB.1. Ready cut for mounting 1000, 2000, 3000, SP25, AT60. **75/-**
GARRARD PERSPEX COVER SPC.1 for WB.1 58/-

A.18 TRANSCRIPTION TONE ARM with semi-plastic and two plug-in shells. OUR PRICE Decent Stereo Diamond £4.10 extra or Stereo Moving Coil Diamond 20-18,000 cps £5.5.0 extra.

A.18 TRANSCRIPTION TONE ARM with semi-plastic and two plug-in shells. OUR PRICE Decent Stereo Diamond £4.10 extra or Stereo Moving Coil Diamond 20-18,000 cps £5.5.0 extra.

Q MAX CHASSIS CUTTER

Complete, a die, a punch, an Allen screw and key
1in. 14/8 1in. 15/9 1 1/4in. 18/- 1 1/2in. 20/6 2 1/4in. 37/6
1in. 14/9 1in. 18/- 1 1/4in. 18/6 1 1/2in. 22/6 2 1/4in. 44/6
1in. 15/6 1 1/4in. 18/6 1 1/2in. 20/- 2in. 34/3 1in. sq. 31/6

ACOS XTAL. GP87. 15/- PICK-UP ARM complete with ACOS LP 78 Turnover Head and Styl 20/-; Stereo 30/-; STEREO PRET Tyan various colours. 58in. wide, from 10/-; 26in. wide from 5/-; 11. SAMPLES S.A.E.
EXPANDED METAL Gold or Silver 12 x 18in. 6/-.

FULL WAVE BRIDGE CHARGER RECTIFIERS: 6 or 12 v. outputs. 1 1/2 amp. 8/9; 2 a. 11/3; 4 a. 17/6.
CHARGER TRANSFORMERS. P. & P. 2/8. Input 200/250 v. for 6 or 12 v., 1 1/2 amps., 17/6; 2 amps., 21/-; 4 amps., 25/-.

MOVING COIL MULTIMETER TK 25. **47/6**
0-1.000v. A.C./D.C. ohms 0 to 100k. etc.
MOVING COIL MULTIMETER EP10K. **79/6**
0-1.000v. A.C./D.C. ohms 0 to 2 meg. etc.
MOVING COIL MULTIMETER EP20K. **99/6**
0-2.500v. D.C. 20,000 ohms per volt. 0-1.000v. A.C. Ohms 0 to 6 meg. 50 Microamps (Full list Meters S.A.E.)

NEW MULLARD TRANSISTORS

OC71 6/-; OC72 6/-; OC8D 8/-; OC81 6/-; AF14 8/-; AF14 8/6; OC48 6/-; OC48 6/6; OC71 6/6; OC71 6/6; AF17 8/-; OC28 12/6; AD140 15/-; OC35 15/-; Holders 1/-.

REPANCO TRANSISTOR TRANSFORMERS

TT45. Push Pull Driver. 9.1 CT. OC71, OC81D **6/-**
TT46. Push Pull Output. CT 9.1. OC72, OC81 **6/-**
TT49. Interstage etc. 4.5-1 **5/-**
TT52. Output 3 ohms. 20-1 **5/-**

TRANSISTOR MAINS ELIMINATORS. FAMOUS "POWER METE" 9 VOLT SAME SIZE AS P.P. BATTERY. **45/-**
FULLY SMOOTHED 150mA FULL WAVE CIRCUIT. **45/-**
SPECIAL 9 VOLT 500mA POWER PACK. **49/6**

WEYRAD P50 Transistor Coils

RA2W 6 in. Ferrite Aerial with car aerial coil. **12/6**
OC. P50/1A.C. **5/4** Printed Circuit, PCA1. **9/6**
I.F. P50/RC 470 kc/s. **5/7**
3rd I.F. P50/3CC **8/-** Weyrad Gasket **2/-**
Spare Cores. **8d.**
Driver Trans. LFDT3. **9/6**
J.B. Tuning Gang. **10/6**
Weyrad Gasket **2/-**

VOLUME CONTROLS **80 Ohm Coax 6d.** v. Long spindles. Midset Size 5 K. Ohms to 2 Meg. LOG or L.N. L/S 3/-; D.P. 5/-; STEREO L/S 10/6; D.P. 14/6.

COAXIAL PLUG 1/-; PANEL SOCKETS 1/-; LINE SOCKETS 2/-; OUTLET BOXES, SURFACE OR FLUSH 4/6; BALANCED TWIN FEEDERS 1/-; yd., 80 or 300 ohms. TELESCOPIC CHROME AERIALS. 6in. extends to 23in. 6/6 each. CAR AERIAL PLUGS 1/8. Sockets 1/3.

SPECIAL PURCHASE! STELLA BATTERY RECORD PLAYER. Amplifier and loudspeaker—all transistor—top performance of discs at 33 1/3, 45 and 78 r.p.m. LP xtal cartridge Smart red or blue plastic Cabinet. Worth double!
OUR PRICE P. & P. 5/- **£8.5.0**

RETURN OF POST DESPATCH Post and Packing 1/6 unless otherwise stated. C.O.D. 5/- extra. Full List 1/-.

RADIO COMPONENT SPECIALISTS 337 WHITEHORSE ROAD, WEST CROYDON

Written guarantee with every purchase. (Export—send remittance and extra postage, no C.O.D.) Buses 133, 68 pass door. S.R. Stn. Selhurst. Tel. 01-684-1665

THE E.A.R. RECORD PLAYER CABINET

Strongly built wooden cabinet covered in Blue and Grey leathercloth. Size 15" x 17" x 8in. Motor Board 14 1/2 x 12 1/2 ready cut out for B.S.R. Monarch UA12/14/15/17/25 decks. Gilt fittings, strong carrying handle. Amplifier space size 14 1/2 x 3in. is completely enclosed. The baffle board is cut out for a 6in. dia. speaker. Post 5/6. 59/6

NEW TUBULAR ELECTROLYTICS	CAN TYPES
2/350 v. 2/3 100/25 v. 2/-	8/600 v. 9/6
4/350 v. 2/3 250/25 v. 2/6	18/600 v. 12/6
8/450 v. 2/3 500/25 v. 3/6	18+18/500 v. 7/6
16/450 v. 3/6 8+8/450 v. 4/6	32+32/450 v. 6/-
32/450 v. 3/6 8+16/450 v. 3/6	50+50/350 v. 11/6
25/25 v. 1/9 16+16/450 v. 4/6	60+100/350 v. 11/6
50/50 v. 2/- 32+32/350 v. 4/6	100+200/275 v. 12/6

SUB-MIN. ELECTROLYTICS 1, 2, 4, 5, 8, 16, 25, 30, 50, 100, 250 mfd. 15v. 2/6; 500, 1000 mfd. 12v. 3/6; 2000 mfd. 25v. 9/6. CERAMIC. 500 v. 1 p.F. to 0.01 mfd., 9d. Discs 1/-.

PAPER TUBULARS
350v.-0.1 9d., 0.52/6; 1 mfd. 3/-; 2 mfd. 150v. 3/-; 500v.-0.001 to 0.05 9d.; 0.1 1/-; 0.25 1/6; 0.5 3/-; 1.00v.-0.001, 0.0022, 0.0047, 0.01, 0.02; 1/6; 0.047, 0.1, 2/8. E.H.T. CONDENSERS. 0.001 mfd., 7kV. 6/6; 20kV. 10/8.

SILVER MICA. Close tolerance (plus or minus % p.F.). 5 to 47 p.F., 1/-; ditto 1/6; 50 to 800 p.F. 1/-; 1,000 to 5,000 p.F. 2/-; 75in. 6-50 30 mA. 6.3 v. 3.5 v. 6.3 v. 1 a. or 5 v. 2 a. 25/-; MT. 510/300-300v. 100 ohms. 8.3 v. 4 a. 29/6; MINIATURE 200 v. 20 mA. 6.3 v. 1 a. 10/6; MIDGET 220 v. 45 mA. 6.3 v. 2 a. 15/6; SMALL 250-0.250 50 mA. 6.3 v. 2 a. 19/6; HEATER TRANSFORMER 6.3 v. 1 1/2 a. 5/6; 6.3 v. 4 a. 10/6; DITTO tapped sec. 1 1/2 v. 2. 3. 6. 8.3 v. 1 a. 10/6; GENERAL PURPOSE LOW VOLTAGE. Outputs 3, 4, 5, 6, 8, 9, 10, 12, 15, 18, 24 and 30 v. at 2 a. 25/-; 1 amp., 6, 8, 10, 12, 16, 18, 20, 24, 30, 36, 46, 48, 60, 29/6; AUTO TRANSFORMERS 0.1-15-20 v. Input/Output. 80w. 18/6; 150w. 25/-; 500w. 92/6; 100w. 175/-.

250v. RECTIFIERS. Selenium 1 wave 10mA5A/-; BY100 10/-; CONTACT COOLED 1 wave 60mA 7.6; 85mA 9/6. Full wave 75mA 10/-; 150mA 19/6; 7.5 v. rect. from 10/-.

NEW B.A.S.F. LIBRARY BOXED TAPE
7 in. L.P. 1,800 ft. 45/-; 7 in. D.P. 2,400 ft. 70/-
60 min. Cassette C60 (For Philips, etc.) 17/6
Spare Spools 8/2. Tape Splicer 25/-; Leader Tape 4/6.
Tape Heads: Collaro 2 track 28/6 p.p. B.S.R. 4 track 99/6.

MAINS TRANSFORMERS
250-0.250 80mA. 6.3 v. 3.5 a. 6.3 v. 1 a. or 5 v. 2 a. 25/-; 350-0.350 30 mA. 6.3 v. 3.5 a. 6.3 v. 1 a. or 5 v. 2 a. 29/6; MT. 510/300-300v. 100 ohms. 8.3 v. 4 a. 29/6; MINIATURE 200 v. 20 mA. 6.3 v. 1 a. 10/6; MIDGET 220 v. 45 mA. 6.3 v. 2 a. 15/6; SMALL 250-0.250 50 mA. 6.3 v. 2 a. 19/6; HEATER TRANSFORMER 6.3 v. 1 1/2 a. 5/6; 6.3 v. 4 a. 10/6; DITTO tapped sec. 1 1/2 v. 2. 3. 6. 8.3 v. 1 a. 10/6; GENERAL PURPOSE LOW VOLTAGE. Outputs 3, 4, 5, 6, 8, 9, 10, 12, 15, 18, 24 and 30 v. at 2 a. 25/-; 1 amp., 6, 8, 10, 12, 16, 18, 20, 24, 30, 36, 46, 48, 60, 29/6; AUTO TRANSFORMERS 0.1-15-20 v. Input/Output. 80w. 18/6; 150w. 25/-; 500w. 92/6; 100w. 175/-.

CRYSTAL MIKE INSERTS

1 1/2 x 1in. 6/6; ACOS 1 1/2 x 1in. 8/6
MOVING COIL MIKE with Remote Control Switch. 19/6
ALL PURPOSE HEADPHONES
MOVING COIL HEADPHONES 100 ohms (ex. Govt.) 12/6
H.R. HEADPHONES 2000 ohms. 12/6; 4000 ohms. 15/-
H.R. HEADPHONES 2000 ohms Super Quality. 25/-

1967 GRAM CHASSIS

Post 5/-
Three Wavebands: Five Valves: ECH81, EF89, Lonc. Med. Short, Gram. EBCC, EL34, E280. 12-month guarantee. A.C. 200-250 v. Ferrite Aerial 5 w. 40 ohm Chassis 13in. x 7in. x 5in. dia. size 13in. x 4in. Two pilot Lamps. Four Knobs. **£10.10**
Aligned calibrated. Chassis isolated from mains. DE LUXE STEREO GRAM CHASSIS V.H.F., M.W. SW 19-50m. SW 60-180m. Magic eye, push buttons. **£19.19**
6 valve plus rect. Size 15 x 7 1/2 x 6in. high.

TAPE DECK AMPLIFIERS FOR B.S.R. T.D.2 ETC. With Pre Amplifier, Oscillator, all valves, "magic eye" tuning indicator, 3 watt 3 stage amplifier especially built for B.S.R. T.D.2 Tape Deck. Bells directly to tape deck chassis. Inputs for mike and radio/gram. Output 3-5 ohms. A.C. 200/250v. Ready built. PRICE £7.19.6 Carriage and Insurance 5/6.
BLANK ALUMINIUM CHASSIS. 18 s.w. 6.2in. sides. 7 x 4in., 5/6; 9 x 7in., 6/6; 11 x 3in., 6/6; 11 x 7in., 7/6; 13 x 9in., 9/6; 14 x 11in., 12/6; 15 x 14in., 15/-.
ALUMINIUM PANELS 18 s.w. 8.2 x 12in., 5/6; 14 x 9in., 4/6; 12 x 8in., 3/6; 10 x 7in., 2/8; 8 x 12in., 2/6; 6 x 4in., 1/8.

ALL PURPOSE TRANSISTOR PRE-AMPLIFIER
Gain 14-1. 250v. or 9v. input. Ready built with Mu Metal input transformer for Mike, Pick-Ups, Tuners **15/-**
Instructions and circuit supplied. Post 2/6.

THE INSTANT BULK TAPE ERASER AND RECORDING HEAD DEMAGNETISER

200/250 v. A.C. Leaflet S.A.E. Post **35/-**

BRAND NEW QUALITY EXTENSION LOUDSPEAKER
Groom plastic cabinet, 20in. lead and adaptors. For any radio, intercom, record, etc. 3 to 15 ohm. POST **30/-**
Size: 7 1/2 x 5 1/2 x 3. 2/6

BAKER MAJOR "MODULE"



Ideal mono or stereo conversion of existing cabinets, furniture etc. Baker Major Full range speaker on 19" x 12in. baffle board with 2in. tweeter and crossover. Output 20 Watts. Response 80-17,000 c.p.s. Impedance 15 ohms. In kit form with instructions **£10.19.6**
or fully assembled **£12.10.0** Post Free

'Group 25' 12in. **5 gns.**
'Group 35' 12in. **8 1/2 gns.**
'Group 50' 16in. **18 gns.**
50w.

"BONDOACOUT" Wadding for Cabinet lining 18" sq. yd.

Quality Horn Tweeters 3-16ks/10w. 27/6. Crossover 14/6. LOUDSPEAKERS P.M. 3 OHMS. 2in., 3in., 4in., 5in., 7in. x 4in., 15/6 each 2in. 22/6; 6in. 18/6; 10in. 30/-; 12in. 30/-; (15 ohms 35/-) 10 x 6in. 30/-; 8 x 5in. 21/-; E.M.I. Double Cone 13 1/2 x 8in., 3 or 15 ohm models, 45/-; SPECIAL OFFER! 8 ohm. 2 1/2in. 5in., 8 ohm. 2 1/2in. 2.5mm., 3.5mm. 1/8; DIN 3-pin 3/6; 5-pin 5/-; **15/6 EACH—ANY TYPE 15 ohm. 3in., 7in., 7 1/2in., 4in. JACK SOCKET Std. open-circuit 2/8. closed circuit 4/6; Chrome Lead Socket 7/8. DIN 3-pin 1 1/8; 5-pin 1/8; Lead 3-pin. Phone Plugs 1/-; Socket 1 1/2. JACK PLUGS Std. Chrome 3/-; 2.5mm., 3.5mm. 1/8; DIN 3-pin 3/6; 5-pin 5/-; WAVE-CHANGE SWITCHES WITH LONG SPINDLES. 2 p. 2-way, or 2 p. 6-way, or 4 p. 4-way 3/6 each. 1 p. 12-way, or 4 p. 2-way, or 4 p. 3-way 3/6 each. Wavechange "MAXITRS" 1 p. 12-way, 2 p. 6-way, 3 p. 4-way, 4 p. 3-way 6/6. 2-way. Prices include lead wire, adjustable spcs. space, etc. 1 wafer, 10/6; 2 wafer, 15/-; 3 wafer, 19/6. TOGGLE SWITCHES. sp. 2/-; sp. dt. 3/6; dp. 3/6; dp. dt. 4/-.**

DE LUXE TAPE SPLICEES Cuts, trims, joins 14/6 for editing and repairs. With 3 blades.

4 CHANNEL TRANSISTOR MICROPHONE MIXER. Add musical highlights and sound effects to recordings. Will mix Microphone, records, tape and tuner with **52/6** dynamic controls into single output.

SYNCHRO MICROPHONE Dual impedance. **£6.6.0**
800 ohm/50k Universal Mic. 70-12,000 cps.

AM TUNER MEDIUM WAVE. Three Transistor Superhet built. Printed Circuit. Ferrite Aerial. Size 5 1/2 x 3 1/2 x 1 1/2 in. Ideal for Tape Recorders. **79/6**

FM TUNER 88-108 Mc/S Six Transistor. Superhet. Ready built. Printed Circuit. Calibrated slide dial **£6.19.6** (tuning. Size 6 1/2 x 4 x 2 1/2 in.)

3 WATT QUALITY AMPLIFIER. 4 Transistor Push-Pull Ready built, with volume control **65/-**

* RADIO BOOKS ★ (Postage 9d.)
High Fidelity Speaker Enclosures and Plans. 5/-
Transistor Superhet Component Receivers. 7/6
Mullard Audio Amplifier Manual. 8/6
Radio Valve Guide, Books 1, 2, 3 or 5. 5/- each
Practical Radio Inside Out. 4/6
Transistor Audio Amplifier Manual Book 1, 3/6; Book 2, 4/6
Shortwave Transistor Receivers. 5/-
Transistor Communication Sets. 6/-
International Radio Stations List. 2/6
Modern Transistor Circuits for Beginners. 7/6
Sub-Minature Transistor Receivers. 5/-
Wireless World Radio Valve Data. 9/6
At a glance valve equivalents. 6/-
Valves, Transistors, Diodes equivalents Manual. 10/6

RESISTORS. Preferred values. 10 ohms to 10 meg. 1 w. 1 w. 1 w., 20% 3d.; 1 w. 8d.; 2 w. 1/-; 1 w. 10% 6d. HIGH STABILITY. 1 w. 1% 10 ohms to 10 meg. 2/-; DITTO 5%. Preferred values 10 ohms to 22 meg. 9d.
5 watt } 0.5 to 8.2 ohm 3 w. } 1/6
10 watt } WIRE-WOUND RESISTORS } 1/9
15 watt } 10 ohms to 8,000 ohms } 2/-
10K, 15K, 20K, 25K, 68K, 100, 3/-
MAINS DROPPERS. Midget. With sliders.
0.3 a., 1 K., 0.2 a., 1.2 K., 0.15 a., 1.5 K., 6/- each.
LINECORD 100 ohms ft. twin plus resistance, 1/- 1/2.

WIRE-WOUND 3-WATT WIRE-WOUND 4-WATT
POTS. T.V. Type. Values STANDARD SIZE 30TS
10 ohms to 30 K. 3/6; 10K to 100K 5/6; 15K to 150K 5/6
Carbon 30 K. to 2 meg., 3/-; 50 OHMS to 100 K. 7/6.

VALVE HOLDERS. Int. Oct. 6d. Mazda Oct. 6d.; B7G, B9A, B8G, B9A, Moulded 9d. Ceramic 1/-; B7G, B9A, Caps 1/-; Valve base plus 67G, B9A, Int. Oct. 2/3.


60 ONLY—SANGAMO 3 inch SCALE LABORATORY MOVING COIL METERS
Various calibrations and movements. 100 Microamp 55/-; 1 Milliamp 50/-; etc. Post 5/- extra. Send S.A.E. for list.

BRAND NEW QUALITY EXTENSION LOUDSPEAKER
Groom plastic cabinet, 20in. lead and adaptors. For any radio, intercom, record, etc. 3 to 15 ohm. POST **30/-**
Size: 7 1/2 x 5 1/2 x 3. 2/6

BRAND NEW QUALITY EXTENSION LOUDSPEAKER
Groom plastic cabinet, 20in. lead and adaptors. For any radio, intercom, record, etc. 3 to 15 ohm. POST **30/-**
Size: 7 1/2 x 5 1/2 x 3. 2/6

CALLERS WELCOME

TRANSISTOR STEREO 8+8



A really first-class Hi Fi Stereo Amplifier Kit. Uses 14 transistors giving 8 watts push pull output per channel (16W mono). Integrated pre-amp with Bass, Treble and Volume controls. Suitable for use with Ceramic or Crystal Cartridges. Output stage for any speakers from 3 to 15 ohms. Compact design, all parts supplied including drilled metal work, Cir-Kit board, attractive front panel, knobs, wire, solder, nuts, bolts—no extras to buy. Simple step by step instructions enable any constructor to build an amplifier to be proud of. Brief Specification: Freq. response $\pm 3dB$ 20-20,000 c/s. Bass boost approx. to +12dB. Treble cut approx. to -16dB. Negative feedback 18dB over main amp. Power requirements at 25V at .6 amp.

QUALITY RECORD PLAYER AMPLIFIER

A top quality record player amplifier employing heavy duty double wound mains transformer, ECC83, EL84, EZ80 valves. Separate Bass Treble and Volume controls. Complete with output transformer matched for 3 ohm speaker. Size 7 1/2 in. w. x 3 1/2 in. d. x 6 in. h. Ready built and tested. PRICE 69/6. P. & P. 6/-


ALSO AVAILABLE mounted on board with output transformer and speaker ready to fit into cabinet below. PRICE 89/6. P. & P. 7/6.

DE-LUXE QUALITY PORTABLE R/P CABINET

1" cut motor board size 14 1/2 x 12 in. Clearance 2 in. below, 5 1/2 in. above. Will take above amplifier and any B.S.R. or Garrard Autochanger or Single Player Unit (except AT60 and 8P25) Size 18 x 15 x 8 in. Price 23.9.6. Carr. 9/6.

STEREO AMPLIFIER

Incorporating 2 ECL86s and 1 EZ80, heavy duty, double wound mains transformer. Output 4 watts per channel. Full tone and volume controls. Absolutely complete.




ONLY £4.19.6 P. & P. 8/-

Super De-luxer version with ECL86 valves separate bass treble and balance controls. Full feedback 8 gms P. & P. 8/-

10/14 WATT HI-FI AMPLIFIER KIT

A stylishly finished monaural amplifier with an output of 14 watts from 2 EL84s in push-pull. Super reproduction of both music and speech, with negligible hum. Separate inputs for mike and gram allow records and announcements to follow each other. Fully shrouded section wound output transformer to match 3-15 Ω speaker and 2 independent volume controls, and separate bass and treble controls are provided giving good lift and cut. Valve line-up 2 EL84s, ECC83, EPC6 and EZ80 rectifier. Simple instruction booklet 1/6 (Free with parts). All parts sold separately. ONLY 27.9.6. P. & P. 8/6. Also available ready built and tested complete with std. input sockets. 29.5.0. P. & P. 8/6. Carrying case for above 28/6. P. & P. 7/6.



HIGH GAIN 4 TRANSISTOR PRINTED CIRCUIT AMPLIFIER KIT

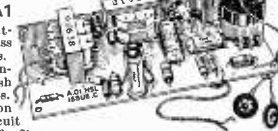
Type TA1

- Peak output in excess of 14 watts.
- All standard British components.
- Built on printed circuit panel, size 6 x 3 in.
- General size Driver and Output Transformers.
- Output transformer tapped for 3 ohm and 15 ohm speakers.
- Transistors (GET 114 or 81 Mullard OC81D) and matched pair of OC81 o/p. 9 volt operation.
- Everything supplied, wire battery clips, solder, etc.
- Comprehensive easy to follow instructions and circuit diagram 1/6. (Free with Kit). All parts sold separately.

SPECIAL PRICE 45/- P. & P. 3/-

Also ready built and tested, 52/6. P. & P. 3/-

A pair of TA1s are ideal for stereo.



BRAND NEW TRANSISTOR BARGAINS

GET 15 (Matched Pair) 15/-; V15/10p, 10/-; OC71 5/-; OC76 8/-; AF117 7/6.

Set of Mullard 6 transistors OC44, 2-OC45 OC81D matched pair OC81 25/-, ORP12 Cadmium Sulphide Cell 10/6. All post free.

3-VALVE AUDIO AMPLIFIER HA34



Designed for Hi-Fi reproduction of records. A.C. Mains operation. Ready built on plated heavy gauge metal chassis, size 7 1/2 in. w. x 4 in. d. x 4 1/2 in. h. Incorporates ECC83 EL84, EZ80 valves. Heavy duty, double wound mains transformer and output transformer matched for 3 ohm speaker, separate Bass, Treble and volume controls. Negative feedback line. Output 4 1/2 watts. Front panel can be detached and leads extended for remote mounting of controls. Complete with knobs, valves, etc., wired and tested for only 24.5.0. P. & P. 6/-

HSL 'FOUR' AMPLIFIER KIT

A.C. Mains 200/250v., 4 watt, using EC083, EL84, EZ80 valves.



- Heavy duty double-wound mains transformer with electrostatic screen.
- Separate Bass, Treble and Volume controls, giving fully variable boost and cut with minimum insertion loss.
- Heavy negative feedback loop over 2 stages ensures high output at excellent quality with very low distortion factor.
- Suitable for use with guitar, microphone or record player.
- Provision for remote mounting of controls or direct on chassis.
- Chassis size only 7 1/2 in. wide x 4 in. deep. Overall height 4 1/2 in.
- All components and valves are brand new.
- Very clear and concise instructions enable even the inexperienced amateur to construct with 100% success.
- Supplied complete with valves output transformer (3 ohms only), screened lead, wire, nuts, bolts, solder, etc. (No extras to buy).


PRICE 79/6. P. & P. 6/-

Comprehensive circuit diagram, practical layout and parts list 2/6 (free with kit). This kit although similar in appearance to HA34 employs entirely different and advanced circuitry.

BRAND NEW T.V. U.H.F. TUNER AND SOUND AND VISION I.F. PANEL

By world famous maker. Suitable for use in conversion of TV sets to BBC2 (625 line reception). OFFERED (less valves) AT THE BARGAIN PRICE OF ONLY 27/6. Post paid. (The components are worth far more than our price for the complete unit and due to the very high value we regret that no correspondence can be entered into regarding this item.)

FM/AM TUNER HEAD



Beautifully designed and precision engineered by Dorrner and Wadsworth Ltd. Supplied ready fitted with twin .0005 tuning condenser for AM connection. Prealigned FM section covers 86-102 Mc/s. I.F. output 10-7 Mc/s.

Complete with ECC85 (6L12) valve and full circuits diagram of tuner head. Another special bulk purchase enables us to offer these at 27/6 each. P. & P. 3/-

Order quickly! Limited number also available with precision geared 3:1 reduction drive, 30/- P. & P. 3/-

MATCHED PAIR AM/FM I.F.'s

Comprising 1st I.F. and 2nd I.F. discriminator (465kc/s/10.7Mc/s). Size 1 x 1 1/4 x 2 1/2 in. high. Will match above tuner head. 11/- pair. P. & P. 2/-

SPECIAL PURCHASE! TURRET TUNERS

By famous maker. Brand new and unused. Complete with FCC84 and PCP80 valves 34-38 Mc/s I.F. Biscuits for Channel 1 to 5 and 8 and 9. Circuit diagram supplied. ONLY 25/- each. P. & P. 3/6.

GORLER P.E. TUNER HEAD

88-100 Mc/s, 10.7 Mc/s I.F. 15/- plus 2/- P. & P. (ECC85 valves 8/6 extra).

TWIN TELESCOPIC AERIAL Comprising two 3-section heavily chromed rods, Chisel 12 in. each, extending to 32 in. Completely adjustable from vertical to horizontal. Supplied complete with universal mounting bracket, coax lead and plug. Suitable for F.M. or TV. 12/6. P. & P. 2/6.

6-WAY NON-TANGLE TELEPHONE CABLE. Latest spring back coil type, extends 12 in. to 4 ft. 6 in. ONLY 6/- each. P. & P. 1/6.

S.T.C. SILICON AVALANCHE HALF-WAY RECTIFIERS. Type B.A.S. 508 A.P. 4 amp. 960 P.I.V. 1 in. long x 1/2 in. dia. approx. List 50/- OUR PRICE 8/6. Post Free.

PRICES

Amplifier Kit £9 10 0 P. & P. 4/6.
Power Pack Kit £2 10 0 P. & P. 4/-
Cabinet (as illus.) £2 10 0 P. & P. 5/6.

(Special offer—£14.10.0, post free if all above ordered at same time.)

Circuit diagram, construction details and parts list (free with kit) 1/6 (S.A.E.)

4-SPEED PLAYER UNIT BARGAINS

Mains Models. All brand new in maker's original packing.

SINGLE PLAYERS

B.S.R. TU/12 £3.9.6 Carr. 5/6.
GARRARD 225 De Luxe £10.9.6 Carr. 5/6.
B.S.R. GU7 with unit mounted pickup arm. £4.18.8 Carr. 5/6.

AUTO CHANGERS (Carr. 6/6 on each)

Latest B.S.R. UA25 Super Slim £6. 2.6
GARRARD 1000 with Hi-Fi cartridge £8.19.6
GARRARD 2000 £7.10.0 GARRARD 3000 £8.15.0
LATEST GARRARD AT60 Mk. II £12.0.0

All the above units are complete with mono head and sapphire stylus or can be supplied with compatible stereo head for 12/6 extra.

BRAND NEW CARTRIDGE BARGAINS

ACOS GP 89/1 MONO CARTRIDGE. For E.P. and L.P. Complete with stylus. ONLY 12/6. P. & P. 1/-

SONOTONE STABCO COMPATIBLE STEREO CARTRIDGE with diamond stylus 50/- or with sapphire stylus 40/- P. & P. 1/- each.

BRAND NEW 3 OHM LOUDSPEAKERS

5 in., 12/6; 6 in. 15/-; 8 in. 22/6; 10 in. 27/6; 7 in. x 4 in. 16/-; 10 in. x 6 in. 27/6.
E.M.I. 5 in. x 5 in. with high flux magnet, 21/-
E.M.I. 13 1/4 x 8 in. with high flux ceramic magnet, 42/- (15 ohm 45/-). P. & P. 6 in. 2/-, 6 1/2 x 8 in. 2/6, 10 x 12 in. 3/6 per speaker.

35 OHM SPEAKERS

3 in. 12/6; 7 x 4 in. 21/- P. & P. 2/- per speaker.

E.M.I. PLASTIC CONED TWEETERS, 2 1/2 in. 3 ohm. Limited number 12/6 each. P. & P. 1/6.

BRAND NEW HEAVY DUTY 12 in. SPEAKERS. Reo 45 c/s—13 Kc/s. 1 1/2 in. voice coil. Available in 3 or 15 ohms. Guaranteed full 15 watts British rating. Heavy cast aluminium frame. These are current production by world famous maker and as they are offered well below list price we are not permitted to disclose the name. LIMITED NUMBER ONLY. UNREPEATABLE at 89/6. P. & P. 5/- Also 25 watt Guitar Model available at 25.5.0. And 35 watt Guitar Model 28.8.0.

VYNAIR AND REKINE SPEAKER AND CABINET FABRICS. Approx. 5 1/2 in. wide. Usually 35/- yard. Our PRICE 13/6 per yard length. P. & P. 2/6 (min. one yd.). S.A.E. for samples.

LATEST COLLARO MAGNAVOX 363 TAPE DECK DE LUXE.

Three speeds, 2 track, takes up to 7 in. spools. 10 gms. Plus 7/6 Carr. & ins. on each (Tapes extra).

QUALITY PORTABLE TAPE RECORDER CASE.

Brand new. Beautifully made. Only 49/6. P. & P. 8/6. Dual Purpose Bulk Tape Eraser and Tape Head Demagnetiser 85/- P. & P. 3/-

ACOS CRYSTAL MIKES.

High imp. for desk or hand use. High sensitivity, 18/6. P. & P. 1/6.

ACOS HIGH IMPEDANCE CRYSTAL STICK MIKES.

Listed at 42/- OUR PRICE 21/- P. & P. 1/6.

NEON A.C. MAINS INDICATOR.

For panel mounting, cut out size 1 1/4 x 1 1/4 in. deep inc. terminal. White case with lens giving brighter light. For mains 200/250v. 2/6 each. P. & P. 6d. (6 or more post free).

VIBRATORS.

Large selection of 2, 4, 6, 12, 24 and 32 volt. Non sync 8/6; Sync 10/- P. & P. 1/6 per vibrator. S.A.E. with all enquiries.

MAINS TRANSFORMER.

For transistor power supplies. Tapped pri. 200-250 v. Sec. 40-0-40 at 1 amp (with electrostatic screen) and 6.3 v. at .5 amp for dial lamp etc. Drop thro mounting. Stack size 1 1/2 x 3 1/2 x 3 in. 27/6. P. & P. 4/6.

TRANSISTOR POWER SUPPLIES.

For 200/250 v. Sec. 9.0-9.5 at 500 mA. 11/- P. & P. 2/6.

MATCHED PAIR OF 2 1/2 WATT TRANSISTOR DRIVER AND OUTPUT TRANSFORMERS.

Stack size 1 1/2 x 1 1/2 x 1 in. Output trans. tapped for 3 ohms and 15 ohm output. 10/- pair, plus 2/- P. & P.

7-10 WATT OUTPUT TRANSFORMERS.

to match pair of ECL 86's in push-pull to 3 ohm output. ONLY 11/- P. & P. 2/6.

10-12 WATT OUTPUT TRANSFORMERS.

Size 2 1/2 x 2 in. Clamp fitting. For two EL84's in push pull. State 3 or 15 ohm impedance. 12/6 P. & P. 2/6.

HARVERSON SURPLUS CO. LTD.

170 HIGH ST., MERTON, S.W.19 Tel.: 01-540 3985

SEND STAMPED ADDRESSED ENVELOPE WITH ALL ENQUIRIES

(Please write clearly)

PLEASE NOTE: P. & P. CHARGES QUOTED APPLY TO U.K. ONLY P. & P. ON OVERSEAS ORDERS CHARGED EXTRA.

? YOUR QUESTIONS ANSWERED ?

UNMARKED ZENERS

I have bought a number of zener diodes which are not marked in any way, and I would like to discover the nominal voltage of these units. The dissipation of them does not really interest me. Is there any way of finding out the voltage of zeners?—L. T. Roberts (Liverpool, 14).

To test your zener diodes, first assess their maximum probable safe dissipation. To do this, look up zener diodes in data books and compare the physical size of those you have with those listed. You will then need a low voltage variable stabilised power supply and a resistor. The resistor should be chosen so that when the power supply is delivering its maximum voltage (say 20) the maximum current which can flow through the resistor when placed across the terminals of the supply is less than the current which when flowing through one of your zener diodes of that voltage would result in its maximum safe dissipation. The resistor must of course be of adequate wattage rating.

To test a diode, connect it in series with the resistor across the supply with the output at zero. The diode must be reverse-connected. Monitor the voltage across it as the output voltage from the supply is increased. When the voltage across it steadies even though the output voltage is still increasing, this is the zener voltage at the particular current flowing. Books in your local lending and reference libraries will deal with more comprehensive tests.

BACKGROUND HISS

I recently purchased an integrated mono amplifier for use with a record deck. This gives very satisfactory reproduction but there is a loud background hiss which would not be obtrusive in a large room or hall, but is a nuisance in ordinary domestic conditions at low volume. Is there any way to reduce this effect without sacrificing upper frequencies too drastically?—S. Reed (Wanstead, London, E.11).

The hiss you mention is probably due to noise developed in the anode and screen resistors of the first valve in the amplifier. It is essential that such resistors in the early stages of amplifiers be of the low-noise type. If you wish to renew the resistors, then we suggest you use a type such as the Radiospares "metal oxide". These resistors are available from a number of our advertisers.

TUNER/DECODER CONNECTIONS

Would you please let me know the method of connecting a negative earth f.m. tuner to a positive earth decoder.—R. Townsend (London, E.17).

If your f.m. tuner and your decoder feature their own power supply units then you can connect the output from the tuner direct to the input of the decoder. If, for example, the units are both transistorised and are to use a common power supply, then care must be taken to avoid short-circuiting the power supply. The way out of this is to omit the "earth" connection between the tuner and the pre-

amp or input section of the decoder. Just joint the audio lead to the decoder. No harm can then result provided that there is a capacitor in series with the audio lead somewhere. The "earth" connection will automatically be provided by the common power supply, although it would be a good idea to connect a 0.1 μ F capacitor across the negative and positive lines of the tuner unit.

Midget Transistor Transmitter

continued from page 584

In the prototype, with no a.t.u. and a 70ft. ended wire, the system required a 470pF capacitor wired in parallel with VC1 and the peak on the front panel meter was very slight indeed as was the dip on the mA meter. The mA meter was an AVO set to the 1000mA range and a meter with an f.s.d. of, say, 200mA would doubtless make the slight dip far easier to read. The final current in the prototype was 104mA for Tr2 representing 1200mW or 1.2 watts input. Tr1 consumed only 6mA.

MODIFICATIONS

The transmitter could be much smaller. A heat sink is not really a necessity for Tr1 although it does anchor the transistor firmly in place. The two heat sinks could be mounted on either side of the screen and fixed with two common bolts. This would save some space but heat from Tr2 might be conducted to Tr1. This should not prove troublesome because the heat involved is small and the screen itself will act as a large heat sink, also, Tr1 is crystal controlled so frequency should remain reasonably stable. VC1 might be made a pre-set or even a fixed capacitor—L2 being adjusted to resonate at the particular crystal frequency.

It would be practical to add another BFY51 in parallel with Tr2, use the crystal oscillator stage as a tuned buffer and add a v.f.o. This would make a very useful topband transmitter and inputs of 3—4 watts would be easily possible without danger to the p.a. transistors.

The prototype has only one fault and that is hand-capacity effects on VC1. This is not too troublesome since once VC1 is set it doesn't require further adjustment unless the crystal is changed and even then the front panel could be calibrated and pre-set marks made for VC1 on initial tune-up.

Alternatively the cure might be to either use a different p.a. output configuration, or mount VC1 at the back of the board and use an insulated rod plus a coupler, bringing L2 to the front.

The front panel must not be aluminium or indeed any conducting material otherwise it will short the frame of VC1 to earth. Alternatively if the angled aluminium was not earthed and VC1 insulated from the front panel by the insulated rod and coupler arrangement then a metal front panel duly earthed would be in order. Sk1 would also need to be insulated.

A good deal of fun can be had from QRP working. Every contact is an achievement. It is especially pleasing to picture the other chap's face when you are working him on a rig which draws less current than his p.a. valve heaters alone. See you on 160 metres? ■

GUIDE TO COMMUNICATIONS RECEIVERS

—continued from page 577

the front end of this receiver could be replaced by a modern circuit and other extensive modifications made, but the amount of work involved would hardly justify the end result.

Availability: Large numbers have been released. Grade 1 P104's were available in 1960 for £5, power

units £3 extra. R1132's in grade 3 condition were available at the same time for about £7, hardly a bargain.

R1392's were available in 1961 in grade 2 for between £4 and £7.

None was available in 1962 and 1963, but in 1964 another batch of P104's were released, in grade 2 at £3 10s. 1392's were also available at about £7, during late 1964.

Manuals probably exist in small quantities.

LETTERS...

Infinite baffle mods

Regarding Mr. Lymath's letter on p. 364 of the September issue. The troubles he mentions simply do not happen. Nor are his figures correct for a *closed* pipe!

I have been using 28ft. chimney loading for a long time, and with a Wharfedale 12in. 16-20,000 c/s loudspeaker unit and no special precautions.

The resonances are inappreciable, largely, I suppose, because the pipe is uneven in structure internally and is highly damped by remaining soot etc. so that the supposed harmonics are flattened beyond recognition.

I gave the theory in my 1957 book *The Gramophone Handbook* and wrote a further article about the use of a chimney loudspeaker as a third (Dynaco) stereo channel in *The Gramo-*

phone in 1965.—Percy Wilson (Oxon).

The last word

May I add yet another one of the famous "last words" on the R.A.E. Like Mr. Webster I am very tired of these miserable bleatings about this exam. Quite frankly the standard required in the theory is extremely low; how can anybody call Amateur Radio their "hobby" if they can't be bothered to reach this standard. I can well imagine the QSO's mentioned by Mr. Webster.

I passed the first section by a similar method to Mr. Webster in 18 months but in spite of this I have been nine years trying to reach the required standard in the Morse test and am still unsuccessful. I'm not bleating, I'll be all the more proud of my ticket when?

I get it.—D. J. Tivey (Sunbury on Thames, Surrey).

International short wave club

Every three years the ISWC conducts an official Short Wave Station Popularity Vote to determine, in listeners' opinion, the most popular short wave station.

We ask listeners, all over the world, to send to us, the International Short Wave Club, London, S.E.16, a list of their five most popular short wave stations in order of preference, together with a short note saying why their No. 1 choice is their most popular station. The latest time for sending in entries is 6th January, 1968. The results will be published in ISWR for February, 1968. Publicity begins now.—Arthur E. Bear, Secretary (London, S.E.16).

SPRING INTO ACTION!

The December issue of P.E. includes:

★ SPRING LINE REVERBERATION UNIT

★ ANTI-DAZZLE DRIVING MIRROR

and the FIRST of a new series for beginners on

★ SEMICONDUCTOR BASICS

with a full page display of

★ CIRCUIT SYMBOLS

**PRACTICAL ELECTRONICS
DECEMBER ISSUE OUT NOV. 17**

Practical Television — December

★ COLOUR IS HERE !

To launch the introduction of the new colour programmes, full details on the new B.B.C. Test Card F are given, in relation to the setting up of receivers.

★ VIDEO CIRCUIT EXPERIMENT

Many of the components associated with the Video output valve have an effect on the frequency response of the stage. This gives the experimenter the chance to vary the characteristics to achieve different results.

★ SERVICING WITH A NEON TESTER

A pocket neon tester can be extremely useful in diagnosing faults. Its uses are obviously limited, but it is surprising how numerous the tests that are possible with this aid.

plus all the regular features

on sale November 24 — 2/-



Has he lost a vital component?

NO...MUCH WORSE!

He can't find his Home Radio Catalogue!!

If you have never been the proud possessor of a Home Radio Catalogue, or if you can't lay your hands on your old copy—don't tear your hair and stamp your feet. Simply fill in the coupon and post it today with your P.O. or cheque for 9/6, (7/6 plus 2/- p. and p.).

With the evenings drawing in and the nights getting chilly, the radio enthusiast really gets down to planning his winter projects. And the thing he needs most, even before sorting out all his bits and pieces, is of course his precious Home Radio Components Catalogue. This dreadful scene shows what happens if he can't find it! But soon a beatific smile will break across his face as he remembers that for a mere nine and six he can get a new, up-to-date, greatly enlarged copy. And the smile will quickly broaden as he recalls that the catalogue contains five vouchers, each worth a shilling when used as directed. Crisis over!

Please write your name and address in block capitals

NAME

ADDRESS

HOME RADIO LTD., Dept. PW, 187 LONDON ROAD, MITCHAM, CR4 2YQ

RADIO CLEARANCE (1965) LTD.

27 TOTTENHAM COURT ROAD, LONDON, W.1

Tel. (01) 636-9188
(01) 636-4666/7

ELECTROLYTIC CONDENSERS

		s.	d.			s.	d.			s.	d.
1µF ..	25v	1	6	50µF ..	12v	1	6	2,500µF ..	30v	3"	4
1µF ..	350v	1	6	50µF ..	25v	1	6	2,500µF ..	50v	4"	6
2µF ..	150v	1	6	50µF ..	50v	1	6	4,000µF ..	25v	3"	1
2µF ..	275v	1	6	50µF ..	275v	1	6	5,000µF ..	25v	3"	1
2µF ..	350v	1	6	50µF ..	350v	1	6	10,000µF ..	25v	4"	1
2µF ..	500v	1	6	64µF ..	450v	2	6	30,000µF ..	30v	4 1/2"	2
4µF ..	25v	1	6	100µF ..	15v	1	6	32 x 32µF ..	350v	2 1/2"	1
4µF ..	150v	1	6	100µF ..	25v	1	6	50 x 50µF ..	350v	2"	1
4µF ..	275v	1	6	100µF ..	50v	1	6	60 x 100µF ..	275v	2"	1
4µF ..	350v	1	6	100µF ..	100v	1	6	60 x 250µF ..	350v	4"	1
4µF ..	500v	1	6	100µF ..	250v	3	6	100 x 100µF ..	150v	3"	1
5µF Rev	50v	1	6	100µF ..	350v	3	6	100 x 200µF ..	275v	4"	1
5µF ..	20v	1	6	100µF ..	450v	3	6	150 x 200µF ..	350v	4"	1
5µF ..	50v	1	6	125µF ..	500v	4	6	250 x 250µF ..	325v	4 1/2"	1
5µF ..	70v	1	6	200µF ..	275v	2	6	TERMINATION CODING			
5µF Rev	50v	1	6	200µF ..	350v	3	6				
8µF Rev	20v	1	6	250µF ..	12v	1	6	T.1 Tag each end of condenser			
8µF ..	150v	1	6	250µF ..	18v	1	6	T.2 Single end tag termination			
8µF ..	275v	1	6	250µF ..	25v	1	6	T.3 Single end tag termination			
8µF ..	350v	1	6	250µF ..	50v	1	6	Twist prong fixing.			
8µF ..	500v	1	6	350µF ..	12v	1	6	8 x 8µF ..	450v	1 1/2"	1
10µF ..	6v	1	6	350µF ..	25v	1	6	8 x 16µF ..	450v	2"	1
10µF ..	50v	1	6	400µF ..	15v	1	6	16 x 16µF ..	275v	2"	1
10µF ..	150v	1	6	400µF ..	30v	1	6	16 x 32µF ..	450v	2"	1
10µF ..	300v	1	6	400µF ..	50v	1	6	16 x 16µF ..	275v	2"	1
16µF ..	250v	1	6	400µF ..	275v	4	6	16 x 16µF ..	450v	2"	1
16µF ..	350v	1	6	500µF ..	6v	1	6	16 x 32µF ..	275v	1 1/2"	1
16µF ..	500v	1	6	500µF ..	15v	1	6	32 x 32µF ..	275v	2"	1
25µF ..	12v	1	6	500µF ..	25v	1	6	80 x 40µF ..	450v	4"	1
25µF ..	25v	1	6	1,000µF ..	15v	2	6	100 x 100µF ..	275v	3"	1
25µF ..	50v	1	6	1,000µF ..	18v	1	6	100 x 400µF ..	275v	4 1/2"	1
30µF ..	6v	1	6	1,000µF ..	25v	1	6	200 x 200µF ..	300v	4"	1
30µF ..	10v	1	6	1,000µF ..	50v	2	6	300 x 300µF ..	300v	4"	1
32µF ..	150v	1	6	1,500µF ..	25v	1	6	Please send S.A.E. for Lists of Transformers, Transistors, Diodes, Rectifiers, Speakers and other components at Bargain Prices.			
32µF ..	350v	2	6	1,500µF ..	50v	3	6				
32µF ..	450v	1	6	2,000µF ..	25v	3	6				
32µF ..	500v	2	6	2,000µF ..	50v	2 1/2"	6				

The above list represents just part of the extensive range of electrolytic condensers we carry in stock. All condensers are new and carry a twelve month guarantee. Please do not hesitate to contact us for quotations on bulk quantities. If you do not see the exact condenser you require please let us know your exact requirements.


EXPERIMENTER'S PRINTED CIRCUIT KIT

BUILD 40 INTERESTING PROJECTS on a PRINTED CIRCUIT CHASSIS with PARTS and TRANSISTORS from your SPARES BOX

CONTENTS: (1) 2 Copper Laminate Boards 4 1/2" x 2 1/2". (2) 1 Board for Matchbox Radio. (3) 1 Board for Wristwatch Radio, etc. (4) Resist. (5) Resist Solvent. (6) Etchant. (7) Cleanser/Degreaser. (8) 16-page Booklet *Printed Circuits for Amateurs*. (9) 2 Miniature Radio Dlals SW/MW/LW. Also free with each kit. (10) Essential Design Data, Circuits, Chassis Plans, etc. for building.

40 TRANSISTORISED PROJECTS

A very comprehensive selection of circuits to suit everyone's requirements and constructional ability. Many recently developed very efficient designs published for the first time including 10 new circuits.



EXPERIMENTER'S PRINTED CIRCUIT KIT 8/6

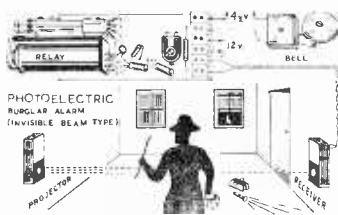
Postage & Pack. 1/6 (UK)
Commonwealth:
SURFACE MAIL 2/-
AIR MAIL 8/-
Australia, New Zealand,
South Africa, Canada

- (1) Crystal Set with biased Detector. (2) Crystal Set with voltage-quadrupler detector. (3) Crystal Set with Dynamic Loudspeaker. (4) Crystal Tuner with Audio Amplifier. (5) Carrier Power Conversion Receiver. (6) Split-Load Neutralised Double Reflex. (7) Matchbox or Photocell Radio. (8) "TRIFLEXON" Triple Reflex with self-adjusting regeneration (Patent Pending). (9) Solar Battery Loudspeaker Radio. The smallest 3 designs yet offered to the Home Constructor anywhere in the World. 3 Subminiature Radio Receivers based on the "Triflexon" circuit. Let us know if you know of a smaller design published anywhere. (10) Postage Stamp Radio. Size only 1-62" x .95" x .25". (11) Wristwatch Radio 1-15" x .80" x .55". (12) Ring Radio .70" x .70" x .55". (13) Bacteria-powered Radio. Runs on sugar or bread. (14) Radio Control Tone Receiver. (15) Transistor P/P Amplifier. (16) Intercom. (17) 1-valve Amplifier. (18) Reliable Burglar Alarm. (19) Light-Seeking Animal, Guided Missile. (20) Perpetual Motion Machine. (21) Metal Detector. (22) Transistor Tester. (23) Human Body Radiation Detector. (24) Man/Woman Discriminator. (25) Signal Injector. (26) Pocket Transceiver (Licence required). (27) Constant Volume Intercom. (28) Remote Control of Models by induction. (29) Inductive-Loop Transmitter. (30) Pocket Triple Reflex Radio. (31) Wristwatch Transmitter/Wire-less Microphone. (32) Wire-less Door Bell. (33) Ultrasonic Switch/Alarm. (34) Seismic Car Alarm. (35) Quality Stereo Push-Pull Amplifier. (36) Light-Beam Telephone - "Photophone". (37) Light-Beam Transmitter. (38) Silent TV Sound Adaptor. (39) Ultrasonic Transmitter. (40) Thyristor Drill Speed Controller.

PHOTOELECTRIC KIT

BUILD 12 EXCITING PHOTOELECTRIC DEVICES

CONTENTS: 2 P.C. Chassis Boards, Chemicals, Etching Manual, Cadmium Sulphide Photocell, Latching Relay, 2 Transistors, Condenser, Resistors, Gain Control, Terminal Block, Elegant Case, Screws, etc. In fact everything you need to build a Steady-Light Photo-Switch/Counter/Burglar Alarm, etc. (Project No. 1) which can be modified for modulated-light operation.



PHOTOELECTRIC KIT 39/6

Postage & Pack. 2/6 (UK)
Commonwealth:
SURFACE MAIL 3/6
AIR MAIL £1.0.0
Australia, New Zealand,
S. Africa, Canada & U.S.A.
Also Essential Data Circuits
and Plans for Building

- 12 PHOTOELECTRIC PROJECTS.** (1) Steady-Light Photo-Switch/Alarm. (2) Modulated-Light Alarm. (3) Long-Range Stray-light Alarm. (4) Relay-Less Alarm. (5) Warbling-Tone Alarm. (6) Closed-Loop Alarm. (7) Projector Lamp Stabiliser. (8) Electronic Projector Modulator. (9) Mains Power Supply. (10) Car Parking Lamp Switch. (11) Automatic Headlamp Dipper. (12) Super-Sensitive Alarm.

INVISIBLE BEAM OPTICAL KIT

Everything needed (except plywood) for building: 1, Invisible-Beam Projector and 1 Photocell Receiver (as illustrated). Suitable for all Photoelectric Burglar Alarms, Counters, Door Openers, etc.

CONTENTS: 2 lenses, 2 mirrors, 2 45-degree wooden blocks, infra-red filter, projector lamp holder, building plans, performance data, etc. Price 19/6. Postage and Pack 1/6 (UK). Commonwealth: Surface Mail 2/-; Air Mail 8/-.

LONG RANGE OPTICAL KIT 29/6 p p. 1/6

Obtainable from larger electronic components distributors or direct from

EXPERIMENTAL ELECTRONIC ENG. KITS YORK ELECTRICS, 333 York Rd., London S.W.11

Send a S.A.E. for full details, a brief description and Photographs of all Kits and all 52 Radio, Electronic and Photoelectric Projects assembled.

TECHNICAL TRAINING

in radio television and electronics

Whether you are a newcomer to radio and electronics, or are engaged in the industry and wish to prepare for a recognized examination, ICS can further your technical knowledge and provide the specialized training so essential to success. ICS have helped thousands of ambitious men to move up into higher paid jobs—they can help you too! Why not fill in the coupon below and find out how?

Many diploma and examination courses available, including expert coaching for:

- Institution of Electronics & Radio Engineers
- C. & G. Telecommunication Techns' Certs.
- C. & G. Supplementary Studies
- R.T.E.B. Radio/T.V. Servicing Certificate
- Radio Amateurs' Examination
- P.M.G. Certs in Radiotelegraphy
- General Certificate of Education, etc.

Examination Students coached until successful

NEW SELF-BUILD RADIO COURSES

Learn as you build. You can learn both the theory and practice of valve and transistor circuits, and servicing work while building your own 5-valve receiver, transistor portable, signal generator and multimeter—all under expert tuition. Transistor Portable available as separate course.

POST THIS COUPON TODAY

for full details of ICS courses in Radio, T.V. and Electronics.

INTERNATIONAL CORRESPONDENCE SCHOOLS

Dept. 171, Intertext House, Parkgate Road, London, S.W.11

Please send me the ICS prospectus—free and without obligation.

(state Subject or Exam.).....

NAME

ADDRESS

12/67

INTERNATIONAL CORRESPONDENCE SCHOOLS



No. 18 *RODING BOYS' SOCIETY*

**G
3
S
R
E**

HOW does a boys' club start? Especially one devoted to the advancement of scientific interests. No doubt it is one of two things which starts off an organisation to enable young people to meet for common goals and enjoyment. The most obvious is the person with the idea and means to establish it in practice, who patrons some group or scheme. The other is a vague feeling of need in the young people themselves.


The Roding Boys' Society was a gradual development from the latter situation. At a time when a truly popular interest in scientific things by boys appears to be at a low ebb (compare practical articles in boys' papers during the '20s and '30s), the boys of the R.B.S. show that interest and creativity is still possible when the dry unreal cramming in most school situations is lifted.

The start of the Roding Boys' Society took place in 1961, when half a dozen keen boys in the Wanstead and Woodford Radio Society came to the "Junior Section" meetings, began because of objections by some older members to "kids' stuff" and high spirits at club meetings.

During August 1961 the first camp and expedition was organised and this established the group. Soon after, the now growing band of young members changed the name to Roding Boys' Society... the River Roding flowed nearby. It was at this time that the senior section ceased to function.

With Ken. Smith, G3JIX, as the leader, the group's character developed, and the R.B.S. now followed the lines of interest of the various members. Papers were read, and visitors were soon challenged to prepare and read a short account of their first scientific topic. This contribution usually took place at the time of their election to membership.

During 1962, an attempt was made to organise



G3JIX and G3TAJ lecturing at a Club meeting.



Members' display during an exhibition. On the right is Ron, G3TAJ.

a weekend radio course for youth at an Essex County residential youth centre, but out of the whole county, so few boys applied that two-thirds were R.B.S. members. The time had not yet arrived for successful social projects for boys, in radio hobby work at least. The first club R.A.E. course was launched during 1962, and the club went ahead with its own call, G3SRE (Science and Radio Experimenters.) News began to arrive about Old Members. One was now in Australia. The second camp and expedition was held, this time farther along the River Lea valley, at a site we have continued to use ever since.

1963 saw Ron, G3TAJ, on the air, and the R.B.S. headquarters took on the character of a laboratory-workshop. The Test Equipment Bay was conceived, the idea being to set this up as a centre for any boy or amateur to calibrate and align his equipment, with expert advice and assistance. We hoped this service would be the first of many outward-looking projects in which the boys could become involved.

During 1963 pressure was brought to bear for us to enter the Radio Communications Exhibition with a stand. This became a powerful all-pervading project, demanding a great effort from all concerned. But it was a success. We met many old friends, and made many new ones at the exhibition. Many young visitors were obviously encouraged to know what boys could do, and went back to their various localities carrying seeds of the Youth Amateur Radio idea. Although little seems to have developed (due

to lack of leaders apparently) many letters have been received telling of encouragement and ideas.

The Press began to report our activities, and the R.B.S. found itself becoming known by a wider circle. The R.S.G.B. was convinced at the time for work to be started among boys, and the Education Committee was set up with the R.B.S. Leader as a member. Also the associate members' page began to appear in the Bulletin of the R.S.G.B. as a direct result of the work of our small group. Mr. Jan Foster of the London Federation of Boys' Clubs saw our stand—and we were straightaway earmarked for a further exhibition a month or two later, at a London boys' club.

Letters began to arrive from overseas readers of the Journals, and it was an important privilege to correspond with these young enthusiasts around the world.

1964 passed roughly as the previous years, with the camp and exhibition work taking up much energy. A number of RAE passes were obtained in the May examination. Around the beginning of 1965, correspondence with Mr. Black, organiser of the Youth Radio Scheme in Australia, began. Many interesting exchanges have taken place since. The Australian scheme is nationwide, and many boys receive great help in their radio experimenting.

During April, a visit to the Science Museum was organised. Readers of "P.W." and "P.E." were invited and the outing was very successful, as reported in the July '65 issue of *Practical Electronics*. Later, in September, the "Ollerton Venture" took place. The Newark (Notts) Radio Society organised this weekend conference for youth leaders, to interest them in Radio Hobbies for Young People, and G3JIX gave an illustrated talk on the work of the R.B.S. It was here that we met and exchanged friendship links with a most enthusiastic group of boys, the "Mount Radio Club" a school group in Newark.

The first award of the "Roding Trophy" was received during 1965 by Clive Bennis. He is now at teachers training college. This trophy was given to the R.B.S. by our old friend and supporter Percy Mourton, G8QU. Finally, this hectic year 1965, would not be complete without a mention of the



Typical group of members during a meeting.

London Federation of Boys' Clubs adventure training ground at Hindleap Warren in Sussex. It was here that the R.B.S. set up and operated an amateur radio station in the log cabin built by the boys of the London Fed. This was over the weekend of the official opening. Thus an inroad was made for amateur radio to forge ahead as a boys' club activity in the Fed. After the Christmas social for parents and members, we entered 1966. This was to be the year in which the greatest changes of all were to occur in the work of the R.B.S. After a period of difficulties and inactivity, the change to new and larger headquarters became possible. This also led to the R.B.S. establishing a much more businesslike and professional relationship with the Education Authority and Youth Service.

Do we have any ideas that we feel you share? Yes. For instance, we think that radio and television should offer a little more in the way of programmes for electronically minded people. Where are the men who would lead a group of boys in forming their own local group? We are still surprised so little is evident in this country regarding club work.

We hope we can still co-operate in various projects, from helping a fellow enthusiast with his technical problems, to the W.V.S. in fixing up a radio for an old or blind person. In particular, we wish all boys everywhere "73 and good listening through 1967".

LOW COST HI-FI SYSTEM

—continued from page 567

and the junction of R10 and R11 adjust VR2 to give a reading of 4.5 volts.

The current consumption of the amplifier should now be checked. It should be 10 to 12mA with a 9 volt supply and 12 to 15mA with 12 volts. This is the quiescent current. It will rise to approximately 100mA on peaks of signal.

The amplifier is now ready for use.

The speaker can have an impedance greater than 15 ohms, with a reduction in output power, but must not be less than 10 ohms.

For its full rated output, the amplifier should be connected to a 12 volt supply. On 9 volts the output will be approximately 600mW.

HEAT SINK

On 12 volts it is necessary to use a heat sink on the output transistors. This is made with a piece

of aluminium 20 s.w.g. and size $3\frac{1}{2}$ x $\frac{3}{4}$ in. The ends may be bent into shape round suitably sized twist drills. To effect a good heat transfer, the transistors should be smeared with silicon grease.

If the 2G339 transistor has an insulating sleeve fitted, it is advisable to leave this on, as this transistor has its base internally connected to the case. The sleeve will not drastically affect the heat transfer provided it is smeared with silicon grease.

CHASSIS DETAILS

If a suitable chassis is not readily available one may be purchased from H. L. Smith & Co. Ltd., quoting the following specifications. Material 16 s.w.g. aluminium. Chassis type N length 10in., width 9in., depth $2\frac{1}{2}$ in., flange $\frac{1}{2}$ in. The cost will be 16s. 3d. including postage and package.

Also if a front plate is required the dimensions are:— 16 s.w.g. front plate $10\frac{1}{2}$ x 9in.

The cost will be 3s. 6d. extra to the cost of the chassis, i.e. total cost 19s. 9d.

to be continued



SINCLAIR MICROMATIC

the world's smallest radio set

Down in price!
and

UP IN LISTENING QUALITY



**BY BUYING
THE
COMPLETE
KIT**

Originally 59/6 complete with earpiece, solder and instructions in pack, the Micromatic Kit now costs

49/6



**BY BUYING A
READY BUILT
SET**

Originally 79/6, the Micromatic ready built, tested and guaranteed complete now costs

59/6

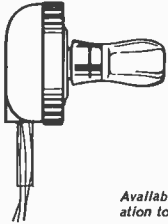
**FOR IMMEDIATE
DELIVERY**

Two long-life Mercury cell batteries for either of above 1/10d. each.

With sales and export orders for the Sinclair Micromatic breaking all records, we have changed over to new production methods to meet the ever-increasing demand for the world's smallest radio set. This has enabled us to effect dramatic economies because of the large quantities of materials involved. At the same time, we have appreciably improved the set's quality. We now supply a magnetic earpiece which matches perfectly to the powerful output of the Micromatic, and what was superb performance before, now sounds better than ever. Now that your Micromatic costs you less (49/6, kit: 59/6 built), you can afford not only to have one for yourself, but give them as gifts. But be quick. At the new prices, everyone is going to want the Micromatic. Order yours now.

- PLAYS ANYWHERE
- FANTASTIC POWER & RANGE
- FULLY GUARANTEED
- 1⁴/₅ x 1³/₁₀ x 1¹/₂ in.

**NOW SUPPLIED WITH A DE-LUXE
MAGNETIC EARPIECE**



This new, finely engineered magnetic earpiece has great sensitivity and covers a very wide frequency range. It provides exceptional clarity and quality and is of robust construction. Each one is individually checked before despatch.

Available separately with instruction for adaptation to existing Micromatic Sets, post free **15/-**

**FULL SERVICE FACILITIES AVAILABLE WHEN YOU BUY THE KIT
AND BUILD IT YOURSELF**



Order form and more Sinclair designs

SEE PAGES 2 AND 3 SINCLAIR ADS



SINCLAIR

Q.14

A no-compromise high-fidelity loudspeaker of outstanding quality

- **ACOUSTICALLY CONTOURED SOUND CHAMBER**
- **MAXIMUM LOADING IN EXCESS OF 14 WATTS**
- **BRILLIANT TRANSIENT RESPONSE**
- **15 OHMS IMPEDANCE**
- **AN ALL-BRITISH PRODUCT**

Price need no longer stop you enjoying the best possible high-fidelity loudspeaker reproduction nor is size any longer a problem. (These considerations are of utmost importance to every audio enthusiast for stereo.) In the Sinclair Q.14 you will find a loudspeaker of such superb quality and so compactly and attractively styled that you will want to change over to Sinclair immediately you hear it. This is no ordinary loudspeaker. A vast amount of money, time and research have gone into producing a design which proves beyond question that good reproduction does not have to be expensive. Users of the Z.12 for instance, know that full well, and coupling the Q.14 to this Sinclair amplifier assures the keen listener of superb audio reproduction.

The Sinclair Q.14 has been tested in an independent laboratory and shows exceptionally smooth response between 60 and 16,000 c/s with well sustained output both below and above these readings. Its remarkable transient response ensures clean-cut separation between instruments, voices, etc. The unusual shape of the sealed, seamless pressure chamber allows the Q.14 to be conveniently positioned on shelves, in wall corners, or flush mounted in assemblies of one or more units.

Try the Q.14 in your own home now. If you are not satisfied send it back and your money plus the cost of posting your Q.14 to us will be refunded in full.

£6.19.6

POST FREE ANYWHERE IN THE UK


sinclair

**SINCLAIR RADIONICS LTD, 22 Newmarket Road,
Cambridge**

Phone OCA-352996

SINCLAIR Z.12

12 WATT INTEGRATED HIGH FIDELITY AMPLIFIER AND PRE-AMP

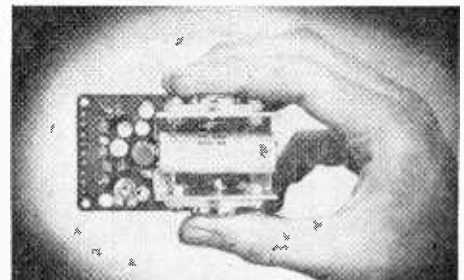


12 WATTS R.M.S. OUTPUT CONTINUOUS SINE WAVE (24W PEAK) 15 WATTS MUSIC POWER (30W PEAK)

- 3 x 1 3/4 x 1 1/4 in.
- IDEAL FOR BATTERY OPERATION
- 15-50,000c/s ±1dB

PZ.3 Mains Supply Unit for Z.12 and Stereo 25 users. **79/6**

The embodiment of power, efficiency, reliability and economy. Nothing could be better than this fine amplifier for use with space-saving plinth-mounted motor and pick-up assemblies. Equally, its light weight makes the Z.12 ideal for guitar amplifier or electronic organ. It operates efficiently on any power supply between 6 and 20V. D.C. The pre-amp of this 8-transistor masterpiece will accept the outputs of pick-up, radio and microphone, etc. Full details for matching control and selector switching circuits are in the manual supplied with each unit. The Z.12 is now in use all over the world and is the accepted standard for all hi-fi needs.



TECHNICAL DETAILS

- Class "B" ultra-linear output.
- RESPONSE 15-50,000 c/s ± 1 dB.
- Suitable for 3, 7.5 or 15Ω speakers. Two 3Ω speakers may be used in parallel.
- INPUT—2mV into 2kΩ.
- Signal to noise ratio better than 60dB.
- Use two for stereo.

BUILT, TESTED AND GUARANTEED.

89/6

ALL ITEMS POST FREE • SATISFACTION OR MONEY BACK GUARANTEE • PROMPT DELIVERY

SINCLAIR MICRO FM 7 TRANSISTOR DUAL PURPOSE FM TUNER/RECEIVER



Low I.F. makes alignment unnecessary when built. Tunes 88-108 Mc/s. The telescopic aerial suffices for good reception in all but poorest areas. Signal to noise ratio—30dB at 30 microvolts. One outlet leads to amplifier or recorder the other allows set to be used as a pocket portable. Complete kit with earpiece and instructions. **£5.19.6**



SINCLAIR STEREO 25
For use with two Z.12s or any hi-fi stereo system. Frequency response 25c/s to 30kc/s ±1dB. Switched inputs for P.U. Radio, Microphone, etc. Equalisation correct to within ±1dB on RIAA curve from 50 to 20,000 c/s 6 1/2 in. x 2 1/2 in. x 2 1/2 in. plus knobs. Built, tested and guaranteed **£9.19.6**

Please quote P.W.12 if you want to write your order instead of cutting out the coupon.

SINCLAIR RADIONICS LTD., 22 NEWMARKET ROAD, CAMBRIDGE

Please send

NAME

ADDRESS

.....
.....
.....
for which I enclose cash/cheque/money order
value £.....s.....d.

PW.12

GUARANTEE

If you are not completely satisfied when you receive your purchase from us, your money will be refunded at once in full and without question.

RADIONIC

RADIO & ELECTRONIC CONSTRUCTION SYSTEM

PROBABLY THE WORLD'S BEST SYSTEM FOR:
BEGINNERS
TEACHERS
EXPERIMENTERS

Clear, simple, versatile, this rugged system can build almost any electronic circuit. Ideal for the experimenter; the teacher; and the complete beginner. Already used by well over 1,000 schools in the U.K.

Selected by the Council of Industrial Design for all British Design Centres. Featured in Sound and Television broadcasts.

Beautifully engineered; battery operated; no soldering; no prior knowledge needed. Results guaranteed by our technical department. People say:

- "I can only describe the results as brilliant, absolutely brilliant."
- "You have opened up a new world."
- "Nothing could paint the picture clearer than building these sets."
- "The kit has been used by my son (aged 10) with complete success."
- "Most impressive—a stroke of genius whoever devised it."

UNIQUE! Our "No soldering" printed circuit board for superhet portable. Simply insert components and tighten nuts.

- No. 1 Set £5.18.6 14 Circuits (Earphone)
- No. 2 Set £8.19.6 20 Circuits (Earphone)
- No. 3 Set £10.19.6 22 Circuits (7 x 4in. Loudspeaker output)
- No. 4 Set £14.19.6 26 Circuits (include 6 Transistor and reflex superhets)

Prices (Post Free)

(Plus P.T. increases of 1/8; 1/11; 3/1; 4/2d respectively)

Full details from:


RADIONIC PRODUCTS LIMITED
STEPHENSON WAY, THREE BRIDGES
CRAWLEY, SUSSEX

Tel. CRAWLEY 27028

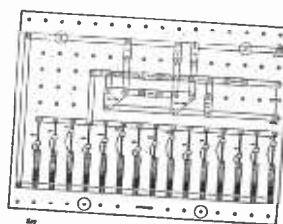
(Trade Enquiries invited)



A No. 4 SET and 6-TRANSISTOR SUPERHET



Theoretical Circuit



Practical Layout

Our 'E' Series of basic electronic circuits is available separately. (See E507 above.) Send for details of E/508 computer.

NEW RANGE BBC 2 AERIALS

All U.H.F. aerials now fitted with tilting bracket and 4 element grid reflectors.

- Loft Mounting Arrays, 7 element, 35/-; 11 element, 42/6; 14 element, 50/-; 18 element, 57/6; Wall Mounting with Cranked Arm, 7 element, 60/-; 11 element, 67/-; 14 element, 75/-; 18 element, 82/6
- Mast Mounting with 2in. clamp, 7 element, 42/6; 11 element, 55/-; 14 element, 62/-; 18 element, 70/-; Chimney Mounting Arrays, Complete, 7 element, 72/6; 11 element, 80/-; 14 element, 87/6; 18 element, 95/-; Complete assembly instructions with every unit.
- Low Loss Cable, 1/6 yd. U.H.F. Pre-amps, from 75/-; State clearly channel number required on all orders.

BBC · ITV AERIALS



BBC (Band 1), Telescopic loft, 21/-; External S/D, 30/-; "H" £2.10.0.

ITV (Band 3), 3 element loft array, 25/-; 5 element, 35/-; 7 element, 45/-; Wall mounting, 3 element, 35/-; 5 element, 45/-.

Combined BBC/ITV, Loft 1+3, 41/3; 1+5, 48/9; 1+7, 55/9; Wall mounting 1+3, 58/3; 1+5, 63/9; Chimney 1+3, 63/9; 1+5, 71/3.

VHF transistor pre-amps, 75/-.

COMBINED BBC 1 - ITV - BBC 2 AERIALS 1+3+9, 70/-; 1+5+9, 80/-; 1+5+14, 90/-; 1+7+14, 100/-; Special leaflet available.

F.M. (Band 2), Loft S/D, 12/6; "H", 30/-; 3 element, 52/6; External units available. Co-ax cable, 3d. yd. Co-ax. plugs, 1/3. Outlet boxes, 4/6; Diplexer Crossover Boxes, 12/6. C.W.O. or C.O.D. P. & P. 5/-; Send 6d. stamps for illustrated lists.

Callers welcome - open all day Saturday

K.V.A. ELECTRONICS (Dept. P.W.)
 27 Central Parade, New Addington
 Surrey-CRO-OJB
 LODGE HILL 2266



SUPPLIERS OF ELECTRONIC EQUIPMENT TO . . .

- INDUSTRIAL RESEARCH ESTABLISHMENTS
- RADIO ENTHUSIASTS
- UNIVERSITIES AND TECHNICAL COLLEGES

OFFICIAL SUPPLIERS TO MANY EDUCATION AUTHORITIES
 Usual Educational Discounts

OUR NEW 1967/68 illustrated catalogue NOW AVAILABLE
 (send 2/- in stamps for your copy)

INCLUDES

Valves, Transistors, Transformers, Loudspeakers, Recording Tape, Coils, Resistors, Condensers, Potentiometers, Chassis, Rectifiers, Test meters, Microphones, Tools, Solder etc.

DISTRIBUTORS OF EAGLE PRODUCTS
 WHOSE NEW ENLARGED CATALOGUE is now available **5/-**

ALPHA RADIO SUPPLY CO
 103 Leeds Terrace, Leeds 7, Tel: 25187

TRADER SERVICE SHEETS

4/- each plus postage.

We can supply Trader Service Sheets and Manufacturers' Manuals for most makes and types of Radios and Televisions.

Please complete order form below for your Service Sheet to be sent by return. To:

OAKFIELD ENTERPRISES LIMITED
 30 CRAVEN STREET, STRAND
 LONDON WC2

Make	Model	Radio/TV

1967 List available at 2/- plus postage

If list is required Indicate with X

From

Address

I enclose remittance of..... (and a stamped addressed envelope) s.a.e. with enquiries please
MAIL ORDER ONLY (Dec. PW)

BENTLEY ACOUSTIC CORPORATION LTD.

Suppliers to H.M. Government 38 CALCOT ROAD, LONDON, N.W.1 Telephone Primrose 9090

ALL GOODS LISTED BELOW, ACTUALLY IN STOCK, ALL GOODS ARE NEW, BEST QUALITY BRANDS ONLY, AND SUBJECT TO MAKERS' FULL GUARANTEE, PLEASE NOTE THAT WE DO NOT SELL ITEMS FROM USED EQUIPMENT NOR MANUFACTURERS' SECONDS & REJECTS, WHICH ARE OFTEN DESCRIBED AS "NEW AND TESTED" BUT HAVE A SHORT AND UNRELIABLE LIFE.

0A2 5/-	6CW4 18/-	12AH7 5/-	8SA3 8/6	DM70 8/-	EF97 8/-	MHL1D6	RK34 7/6	VP13C 7/-	AY100 26/-	0A70 3/-
0B2 4/8	8D3 7/8	12AT6 4/6	806 6/6	DM72 8/-	EF98 8/-	S130 25/-	VP23 2/6	VP23 2/6	BA115 2/8	0A73 3/-
0B4 8/8	8D6 3/8	12AT7 3/6	90AV 6/7/6	DW4/350	EF183 6/8	ML6 6/-	VP41 5/-	VP41 5/-	BA118 3/8	0A75 3/8
1A3 2/6	8E5 9/6	12AU6 4/8	90CV 34/-	8/8	EF184 5/9	M84B 20/6	VP13C 12/6	VP13C 12/6	BA129 2/6	0A81 1/8
1A4 12/6	8F1 9/8	12AU7 4/8	90CV 33/6	DW4/500	EF189 7/6	M8P4 12/6	VP105 5/-	VP105 5/-	BA130 2/-	0A85 3/8
1A5 5/8	8F6 4/-	12AV6 5/9	90C1 18/-	8/8	EF189 7/6	MU12/14 4/-	VP105 5/-	VP105 5/-	BA130 2/-	0A85 3/8
1A7GT 7/6	8F12 2/3	12AX7 4/6	180B 14/6	DY86 8/8	EF189 7/6	MX40 12/6	VP105 5/-	VP105 5/-	BA130 2/-	0A85 3/8
1C1 4/8	8F13 8/8	12AY7 9/9	180C2 5/6	DY87 9/8	EF189 7/6	N87 23/8	VP105 5/-	VP105 5/-	BA130 2/-	0A85 3/8
1C2 7/6	8F14 15/-	12BA6 5/8	181 15/-	E90F 24/-	EL32 3/-	N78 38/4	VP105 5/-	VP105 5/-	BA130 2/-	0A85 3/8
1C3 6/8	8F15 10/9	12BE6 5/8	185BT 35/6	E83F 24/-	EL36 8/9	N108 26/7	VP105 5/-	VP105 5/-	BA130 2/-	0A85 3/8
1C8 4/8	8F17 12/6	12BH7 4/6	301 20/-	E83OC 12/-	EL37 16/6	N339 25/6	VP105 5/-	VP105 5/-	BA130 2/-	0A85 3/8
1C8 10/8	8F18 8/6	12BL 17/6	302 16/6	E150F 17/6	EL41 8/6	P41 2/6	VP105 5/-	VP105 5/-	BA130 2/-	0A85 3/8
1D5 6/8	8F23 11/6	12JGT 9/6	303 15/-	E114L 11/6	EL41 7/6	PF3C80 7/6	VP105 5/-	VP105 5/-	BA130 2/-	0A85 3/8
1D6 9/6	8F24 10/-	12JGT 6/6	305 16/6	EA50 1/6	EL81 8/-	PC86 8/6	VP105 5/-	VP105 5/-	BA130 2/-	0A85 3/8
1FD1 8/6	8F28 10/6	12K5 8/-	306 13/6	EA76 13/6	EL88 6/9	PC86 8/6	VP105 5/-	VP105 5/-	BA130 2/-	0A85 3/8
1FD9 7/6	8F32 3/-	12K7GT 3/6	807 11/9	EABC80 5/9	EL84 4/6	PC86 8/6	VP105 5/-	VP105 5/-	BA130 2/-	0A85 3/8
1G6 6/8	8G6G 2/6	12K8GT 7/9	986 8/-	EAC91 3/8	EL85 7/6	PC86 8/6	VP105 5/-	VP105 5/-	BA130 2/-	0A85 3/8
1LHGT 7/6	8H6GT 1/6	12Q7GT 3/6	987 8/-	EAC91 3/8	EL85 7/6	PC86 8/6	VP105 5/-	VP105 5/-	BA130 2/-	0A85 3/8
1L4 2/6	8J6 2/9	12S4GT 9/6	988 8/-	EB41 4/6	EL91 2/6	PC86 8/6	VP105 5/-	VP105 5/-	BA130 2/-	0A85 3/8
1LD5 5/6	8J6GT 1/6		989 8/-	EB91 2/8	EL95 5/-	PC86 8/6	VP105 5/-	VP105 5/-	BA130 2/-	0A85 3/8
1LN5 5/6	8J6 3/8	12SCT 4/-	990 8/-	EBC3 20/8	EL180 13/-	PC86 8/6	VP105 5/-	VP105 5/-	BA130 2/-	0A85 3/8
1N6GT 7/6	8J7G 4/8	12SH7 3/8	991 8/-	EBC33 6/-	EM71 14/-	PC86 8/6	VP105 5/-	VP105 5/-	BA130 2/-	0A85 3/8
1P1 6/8	8J7GT 8/6	12SHT 7/6	992 8/-	EBC41 7/8	EM80 5/9	PC86 8/6	VP105 5/-	VP105 5/-	BA130 2/-	0A85 3/8
1P10 6/8	8K6GT 8/6	12SK7 3/6	993 8/-	EBC41 7/8	EM81 5/9	PC86 8/6	VP105 5/-	VP105 5/-	BA130 2/-	0A85 3/8
1P11 6/8	8K6GT 8/6	12SQ7 8/6	994 8/-	EBC90 3/9	EM84 6/-	PC86 8/6	VP105 5/-	VP105 5/-	BA130 2/-	0A85 3/8
1R5 4/9	8K7GT 8/6	12SR7 8/6	995 8/-	EBC91 5/-	EM85 11/-	PC86 8/6	VP105 5/-	VP105 5/-	BA130 2/-	0A85 3/8
1R4 4/9	8K8G 3/-	12Y4 2/-	996 8/-	EBF80 5/9	EM87 6/6	PC86 8/6	VP105 5/-	VP105 5/-	BA130 2/-	0A85 3/8
1R5 8/9	8K8GT 7/6	13D1 5/6	997 8/-	EBF80 5/9	EM87 6/6	PC86 8/6	VP105 5/-	VP105 5/-	BA130 2/-	0A85 3/8
1R3 24/6	8K7G 1/8	13D1 5/6	998 8/-	EBF80 5/9	EM87 6/6	PC86 8/6	VP105 5/-	VP105 5/-	BA130 2/-	0A85 3/8
1T4 2/6	8K25 24/-	13E7 9/6	999 8/-	EBF80 5/9	EM87 6/6	PC86 8/6	VP105 5/-	VP105 5/-	BA130 2/-	0A85 3/8
1U4 5/6	8L12 7/8	1487 19/6	1000 8/-	EBF80 5/9	EM87 6/6	PC86 8/6	VP105 5/-	VP105 5/-	BA130 2/-	0A85 3/8
1U5 5/8	8L18 10/8	18 12/8	1001 8/-	EBF80 5/9	EM87 6/6	PC86 8/6	VP105 5/-	VP105 5/-	BA130 2/-	0A85 3/8
2D13C 7/-	8L19 10/8	19 10/8	1002 8/-	EBF80 5/9	EM87 6/6	PC86 8/6	VP105 5/-	VP105 5/-	BA130 2/-	0A85 3/8
2D21 7/6	8L20 10/8	19A6 5/-	1003 8/-	EBF80 5/9	EM87 6/6	PC86 8/6	VP105 5/-	VP105 5/-	BA130 2/-	0A85 3/8
2X2 3/6	8M12 8/6	AC/VP12 1/6	1004 8/-	EBF80 5/9	EM87 6/6	PC86 8/6	VP105 5/-	VP105 5/-	BA130 2/-	0A85 3/8
3A4 3/6	8N7GT 1/6	AC/VP21 1/6	1005 8/-	EBF80 5/9	EM87 6/6	PC86 8/6	VP105 5/-	VP105 5/-	BA130 2/-	0A85 3/8
3A5 8/6	8P1 12/-	ATP4 2/8	1006 8/-	EBF80 5/9	EM87 6/6	PC86 8/6	VP105 5/-	VP105 5/-	BA130 2/-	0A85 3/8
3B7 5/6	8P2 15/-	AZ1 8/-	1007 8/-	EBF80 5/9	EM87 6/6	PC86 8/6	VP105 5/-	VP105 5/-	BA130 2/-	0A85 3/8
3D6 2/9	8P25 15/-	AZ31 7/9	1008 8/-	EBF80 5/9	EM87 6/6	PC86 8/6	VP105 5/-	VP105 5/-	BA130 2/-	0A85 3/8
3Q4 6/8	8P28 25/-	AZ41 6/6	1009 8/-	EBF80 5/9	EM87 6/6	PC86 8/6	VP105 5/-	VP105 5/-	BA130 2/-	0A85 3/8
3Q5GT 6/8	8Q7G 5/6	BE13 10/6	1010 8/-	EBF80 5/9	EM87 6/6	PC86 8/6	VP105 5/-	VP105 5/-	BA130 2/-	0A85 3/8
384 4/9	8Q7GT 8/9	CK506 6/6	1011 8/-	EBF80 5/9	EM87 6/6	PC86 8/6	VP105 5/-	VP105 5/-	BA130 2/-	0A85 3/8
3V1 4/9	8R7G 5/8	CL4 19/6	1012 8/-	EBF80 5/9	EM87 6/6	PC86 8/6	VP105 5/-	VP105 5/-	BA130 2/-	0A85 3/8
3D4 8/9	8R7GT 11/-	CL33 19/6	1013 8/-	EBF80 5/9	EM87 6/6	PC86 8/6	VP105 5/-	VP105 5/-	BA130 2/-	0A85 3/8
5R4GY 8/9	8S4GT 7/6	CL33 19/6	1014 8/-	EBF80 5/9	EM87 6/6	PC86 8/6	VP105 5/-	VP105 5/-	BA130 2/-	0A85 3/8
5U4G 4/9	8S4GT 7/6	CL33 19/6	1015 8/-	EBF80 5/9	EM87 6/6	PC86 8/6	VP105 5/-	VP105 5/-	BA130 2/-	0A85 3/8
5V4G 8/9	8S4GT 7/6	CL33 19/6	1016 8/-	EBF80 5/9	EM87 6/6	PC86 8/6	VP105 5/-	VP105 5/-	BA130 2/-	0A85 3/8
5Y3GT 5/6	8S4GT 7/6	CL33 19/6	1017 8/-	EBF80 5/9	EM87 6/6	PC86 8/6	VP105 5/-	VP105 5/-	BA130 2/-	0A85 3/8
5Z3 7/6	8S4GT 7/6	CL33 19/6	1018 8/-	EBF80 5/9	EM87 6/6	PC86 8/6	VP105 5/-	VP105 5/-	BA130 2/-	0A85 3/8
5Z4G 6/8	8S4GT 7/6	CL33 19/6	1019 8/-	EBF80 5/9	EM87 6/6	PC86 8/6	VP105 5/-	VP105 5/-	BA130 2/-	0A85 3/8
6A8G 7/6	8S4GT 7/6	CL33 19/6	1020 8/-	EBF80 5/9	EM87 6/6	PC86 8/6	VP105 5/-	VP105 5/-	BA130 2/-	0A85 3/8
6AC7 3/6	8S4GT 7/6	CL33 19/6	1021 8/-	EBF80 5/9	EM87 6/6	PC86 8/6	VP105 5/-	VP105 5/-	BA130 2/-	0A85 3/8
6AG6 2/6	8S4GT 7/6	CL33 19/6	1022 8/-	EBF80 5/9	EM87 6/6	PC86 8/6	VP105 5/-	VP105 5/-	BA130 2/-	0A85 3/8
6AG7 5/9	8S4GT 7/6	CL33 19/6	1023 8/-	EBF80 5/9	EM87 6/6	PC86 8/6	VP105 5/-	VP105 5/-	BA130 2/-	0A85 3/8
6AJ5 5/8	8S4GT 7/6	CL33 19/6	1024 8/-	EBF80 5/9	EM87 6/6	PC86 8/6	VP105 5/-	VP105 5/-	BA130 2/-	0A85 3/8
6AK5 4/9	8S4GT 7/6	CL33 19/6	1025 8/-	EBF80 5/9	EM87 6/6	PC86 8/6	VP105 5/-	VP105 5/-	BA130 2/-	0A85 3/8
6AK6 5/9	8S4GT 7/6	CL33 19/6	1026 8/-	EBF80 5/9	EM87 6/6	PC86 8/6	VP105 5/-	VP105 5/-	BA130 2/-	0A85 3/8
6AK8 5/9	8S4GT 7/6	CL33 19/6	1027 8/-	EBF80 5/9	EM87 6/6	PC86 8/6	VP105 5/-	VP105 5/-	BA130 2/-	0A85 3/8
6AL6 8/8	8S4GT 7/6	CL33 19/6	1028 8/-	EBF80 5/9	EM87 6/6	PC86 8/6	VP105 5/-	VP105 5/-	BA130 2/-	0A85 3/8
6AM4 15/6	8S4GT 7/6	CL33 19/6	1029 8/-	EBF80 5/9	EM87 6/6	PC86 8/6	VP105 5/-	VP105 5/-	BA130 2/-	0A85 3/8
6AM5 8/8	8S4GT 7/6	CL33 19/6	1030 8/-	EBF80 5/9	EM87 6/6	PC86 8/6	VP105 5/-	VP105 5/-	BA130 2/-	0A85 3/8
6AM6 3/8	8S4GT 7/6	CL33 19/6	1031 8/-	EBF80 5/9	EM87 6/6	PC86 8/6	VP105 5/-	VP105 5/-	BA130 2/-	0A85 3/8
6AM7 3/8	8S4GT 7/6	CL33 19/6	1032 8/-	EBF80 5/9	EM87 6/6	PC86 8/6	VP105 5/-	VP105 5/-	BA130 2/-	0A85 3/8
6AM8 2/6	8S4GT 7/6	CL33 19/6	1033 8/-	EBF80 5/9	EM87 6/6	PC86 8/6	VP105 5/-	VP105 5/-	BA130 2/-	0A85 3/8
6AM9 2/6	8S4GT 7/6	CL33 19/6	1034 8/-	EBF80 5/9	EM87 6/6	PC86 8/6	VP105 5/-	VP105 5/-	BA130 2/-	0A85 3/8
6AM10 3/8	8S4GT 7/6	CL33 19/6	1035 8/-	EBF80 5/9	EM87 6/6	PC86 8/6	VP105 5/-	VP105 5/-	BA130 2/-	0A85 3/8
6AM11 3/8	8S4GT 7/6	CL33 19/6	1036 8/-	EBF80 5/9	EM87 6/6	PC86 8/6	VP105 5/-	VP105 5/-	BA130 2/-	0A85 3/8
6AM12 3/8	8S4GT 7/6	CL33 19/6	1037 8/-	EBF80 5/9	EM87 6/6	PC86 8/6	VP105 5/-	VP105 5/-	BA130 2/-	0A85 3/8
6AM13 3/8	8S4GT 7/6	CL33 19/6	1038 8/-	EBF80 5/9	EM87 6/6	PC86 8/6	VP105 5/-	VP105 5/-	BA130 2/-	0A85 3/8
6AM14 3/8	8S4GT 7/6	CL33 19/6	1039 8/-	EBF80 5/9	EM87 6/6	PC86 8/6	VP105 5/-	VP105 5/-	BA130 2/-	0A85 3/8
6AM15 3/8	8S4GT 7/6	CL33 19/6	1040 8/-	EBF80 5/9	EM87 6/6	PC86 8/6	VP105 5/-	VP105 5/-	BA130 2/-	0A85 3/8
6AM16 3/8	8S4GT 7/6	CL33 19/6	1041 8/-	EBF80 5/9	EM87 6/6	PC86 8/6	VP105 5/-	VP105 5/-	BA130 2/-	0A85 3/8
6AM17 3/8	8S4GT 7/6	CL33 19/6	1042 8/-	EBF80 5/9	EM87 6/6	PC86 8/6	VP105 5/-	VP105 5/-	BA130 2/-	0A85 3/8
6AM18 3/8	8S4GT 7/6	CL33 19/6	1043 8/-	EBF80 5/9	EM87 6/6	PC86 8/6	VP105 5/-	VP105 5/-	BA130 2/-	0A85 3/8
6AM19 3/8	8S4GT 7/6	CL33 19/6	1044 8/-	EBF80 5/9	EM87 6/6	PC86 8/6	VP105 5/-	VP105 5/-	BA130 2/-	0A85 3/8
6AM20 3/8	8S4GT 7/6	CL33 19/6	1045 8/-	EBF80 5/9	EM87 6/6	PC86 8/6	VP105 5/-	VP105 5/-	BA130 2/-	0A85 3/8
6AM21 3/8	8S4GT 7/6	CL33 19/6	1046 8/-	EBF80 5/9	EM87 6/6	PC86 8/6	VP105 5/-	VP105 5/-	BA130 2/-	0A85 3/8
6AM22 3/8	8S4GT 7/6	CL33 19/6	1047 8/-	EBF80 5/9	EM87 6/6	PC86 8/6	VP105 5/-	VP105 5/-	BA130 2/-	0A85 3/8
6AM23 3/8	8S4GT 7/6	CL33 19/6	1048 8/-	EBF80 5/9	EM87 6/6	PC86 8/6	VP105 5/-	VP105 5/-		

R.S.T. VALVE MAIL ORDER CO.

144-146 WELLFIELD ROAD, STREATHAM, S.W.16

Mon.—Sat. 9 a.m.—5.45 p.m.
Closed Sat. 1.30—2.30 p.m.
Open Daily to Callers
Tel. 769-0199/1649

OA2 5/9	6BH6 7/-	6K8GT 5/-	787 17/9	20F2 14/-	50L6GT 6/-	DH77 4/-	ECF82 7/-	EM81 7/-	PCCR9 10/-	S130 25/-	UM80 6/-
OC3 5/-	6C7 7/-	6K7M 5/9	7Y4 7/8	20L1 17/-	75 7/-	DK32 7/9	ECH1 12/8	EM84 7/-	PCCI89 9/8	SP4 3/-	UU6 13/8
LD5 7/-	6BR7 8/8	6K7GT 4/9	9BWW 7/-	20P4 19/-	78 5/-	DK91 5/-	ECH35 11/-	ESU150 20/-	PCF80 6/3	SP41 3/8	UU7 13/8
LH5 7/-	6BR8 5/-	6K8M 8/8	10C1 12/8	20P5 18/-	80 5/-	DK92 8/-	ECH42 9/-	EY51 7/-	PCF82 6/8	SP81 3/8	UU9 8/-
LLD5 5/-	6BR9 16/9	6K8G 3/-	10C2 12/8	25A6 5/8	85A2 7/8	DK96 7/-	ECH81 5/3	EY86 6/8	PCF84 3/-	SP26 19/8	UY21 9/8
LN5GT 8/-	6BW6 7/-	6K8GT 7/-	10F1 9/-	25L6GT 5/8	150B2 9/8	DL86 15/-	ECH83 7/-	EZ33 4/8	PCF85 6/8	SU2150 12/8	UY41 6/8
IL5 5/-	6BW7 9/8	6K25 20/-	10F9 9/9	25Y5 6/-	150C4 7/8	DT9 4/9	ECL80 6/8	EZ40 4/8	PCF81 9/8	T4 15/-	UY85 5/-
184 5/-	6C4 2/8	6L1 9/8	10F18 9/9	25Z5 7/-	807 7/-	DL93 3/8	ECL82 6/8	EZ41 5/-	PCF82 9/8	TD4 10/-	VMP4G 17/-
185 4/-	6C5G 4/-	6L6G 7/-	10L1 8/-	25Z6 8/8	813 75/-	DL96 6/8	ECL86 8/9	EZ81 5/-	PCF85 12/8	U14 7/8	VR105/30
1T4 3/-	6C6 3/9	6L18 5/-	10LD11 15/-	28D7 5/-	866A 13/8	DL96 7/8	ECL800 10/-	GZ30 10/-	PCF808 11/8	U19 35/-	VR150/30 5/-
3A4 3/8	6C8G 6/-	6Q7G 6/-	10LP13 15/8	30C1 6/8	954 4/-	DM70 5/-	GZ32 9/8	GZ32 9/8	PCL82 7/-	U35 13/8	VR150/30 5/-
3Q4 3/8	6CD6G 20/-	6Q7GT 8/8	11E3 4/8	30C15 13/8	1625 5/8	DY36 6/-	EP9 20/-	GZ34 10/-	PCL83 8/8	U36 13/8	VR150/30 5/-
3Q5 6/8	6CH6 5/9	6S47M 7/-	11E3 4/8	30C17 14/-	4022AR 50/-	DY87 6/-	EP37A 7/-	KT36 17/8	PCL84 7/8	U78 3/8	VT25 15/-
384 5/9	6CW4 12/-	6SCT 7/-	12A76 4/8	30C18 13/8	5763 10/-	E88C0 12/-	EP39 6/-	KT61 12/8	PCL85 8/8	U191 12/8	VT31 80/-
3V4 5/9	6D6 2/8	6S6G 5/-	12A77 3/9	30F5 14/-	7198 2/-	EA50 2/-	EP41 8/8	KT66 12/8	PCL86 8/8	U251 12/8	VT11 7/8
5B4GY 8/9	6E5 7/8	6SH7 3/8	12A7 4/8	30FL1 16/-	7475 4/-	EABCO 8/8	EP50 2/8	KT81 35/-	PEN44 20/-	U301 16/-	VU120 12/8
5U4G 4/-	6F1 9/-	6S7 6/-	12AX7 5/9	30FL12 18/-	ATP4 2/8	EAF42 8/8	EP80 5/-	KT81 (708)	PEN24 20/-	U403 6/8	VU508 35/-
5Y3GT 5/-	6F5G 5/-	6SK7GT 4/9	12BA8 5/8	30FL14 13/8	ATP5 7/-	EB41 4/8	EP85 6/8	KT81 (708)	PEN45 7/-	U404 10/9	W81M 8/-
5Z4G 8/9	6F8G 4/8	6SL7GT 4/9	12BB6 5/8	30L15 15/3	ATP7 5/8	EB91 3/8	EP85 6/8	KT88 25/-	PEN46 2/9	U801 17/-	X79 41/-
6/30L2 15/-	6F11 7/-	6SQT 6/-	12CBGT 4/8	30L17 14/3	AU5 80/-	EBC33 7/-	EP89 6/-	KTW61 10/-	PL36 9/-	UABC80 8/8	XH1-5 5/-
6A7 15/-	6F13 7/-	6U4GT 8/-	12E1 17/8	30P12 12/-	AU5 7/8	EBC41 8/3	EP91 3/8	KTZ41 6/-	PL81 7/8	UAF42 3/9	XPI-5 7/-
6A8G 12/8	6F14 12/8	6U5G 7/8	12J5GT 2/8	30P11 15/-	AZ1 8/-	EBC90 4/8	EP92 2/8	ML4 17/8	PL82 6/8	UBC41 3/-	XSG1-5 10/-
6AC7 3/-	6F23 13/8	6V6M 3/-	12J7GT 7/-	30P13 15/-	AZ31 9/-	EBC90 6/8	EP98 9/-	ML6 6/-	PL83 6/-	UBC81 7/8	Y5 7/8
6AK5 4/8	6F24 13/8	6V8G 4/8	12K7GT 6/-	30P14 15/-	CH35 21/-	EBC93 6/8	EP98 9/-	MSP4 10/-	PL84 6/8	UBF80 6/8	Y5 7/8
6AL5 3/-	6F25 12/-	6V8GT 4/8	12K8GT 8/-	35A5 12/8	CL33 20/-	EBL1 14/-	EP98 9/-	MX14 7/8	PL500 13/8	UBF89 6/8	Y5 7/8
6AM5 2/8	6F28 11/8	6X4 3/8	12K9GT 4/8	35L6 5/8	CY31 10/-	EBL21 10/-	EP98 9/-	N37 10/8	PLX4 14/-	UCC84 8/8	3EG1 50/-
6AM6 3/8	6G6 2/8	6X5G 4/8	12M7 6/8	35W4 4/8	DAG2 7/-	EBL31 27/8	EL33 12/8	N73 15/-	PLX4 14/-	UCC85 6/8	3FP7 19/-
6AQ5 5/8	6H8 3/-	6X5GT 5/8	12M8GT 3/8	35Z3 10/-	DAF91 4/-	ECC0 2/8	EL34 9/8	N78 15/-	PLX4 14/-	UCF80 6/8	3CP1 35/-
6ASTG 14/-	6J5M 6/8	7B6 10/-	12M9 3/8	35ZAGT 5/8	DAF96 6/8	ECC81 3/9	EL41 8/8	N108 15/-	PLX4 14/-	UCF89 6/8	CY1526 40/-
6AT6 4/-	6J5G 2/8	7B7 7/-	12M9 3/8	35Z5 5/8	DC090 7/-	ECC82 4/9	EL42 8/8	NGT1 3/8	PLX4 14/-	UCF89 6/8	ACR13 8/-
6AU6 5/8	6J5GT 4/8	7C5 10/-	12M9 3/8	37 5/-	DF33 8/-	ECC83 5/9	EL84 4/8	NGT7 55/-	PLX4 14/-	UCF89 6/8	ACR13 8/-
6B8G 2/-	6J6 3/-	7C6 6/-	12M9 3/8	42 8/-	DF70 7/-	ECC84 6/-	EL90 5/8	OZ4 4/8	PLX4 14/-	UCF89 6/8	ACR13 8/-
6B4G 16/-	6J7M 7/8	7D5 5/-	14HT 6/-	50B5 5/8	DF91 3/-	ECC85 5/-	EL95 5/-	PC88 8/8	PLX4 14/-	UCF89 6/8	ACR13 8/-
6BA6 4/8	6J7G 4/9	7H7 6/-	19AQ5 5/-	50C5 5/9	DF92 2/8	ECC88 7/-	ELL80 20/-	PC97 7/8	PLX4 14/-	UCF89 6/8	ACR13 8/-
6BE6 4/8	6J7GT 6/8	7R7 17/8	20D1 10/-	50CD6G 31/-	DF96 6/8	ECF80 6/8	EM80 7/-	PC84 5/8	PLX4 14/-	UCF89 6/8	ACR13 8/-

SPECIAL 24 HOUR SERVICE
OBSOLETE TYPES A SPECIALITY
QUOTATIONS FOR ANY VALVE NOT LISTED
Postage 6d. per valve. C.W.O. No C.O.D.
Manufacturers and Export Inquiries Welcome

Special 24 Hour
Express Mail
Order Service


SETS OF VALVES

DAF96, DF96, DK96, DL96	Set of 4, 25/6
-------------------------	----------------

BRAND NEW TRANSISTORS

AC127 7/8	OC25 11/-	OC71 4/8	OC81 4/-	OC82D 6/-
AF114 7/-	OC26 10/-	OC72 6/-	OC81m/pt	OC82D 6/-
AF116 7/-	OC38 11/8	OC73 6/-	OC81 12/8	OC170 7/-
AF117 5/-	OC44 4/8	OC76 6/-	OC81D 4/-	OC171 8/-
	OC45 4/8	OC77 8/-	OC82 4/-	OC200 7/6

SEND S.A.E. FOR LIST OF 2,000 TYPES



YOURS FREE FOR 7 DAYS

The New 'Picture - Book' way of learning

- BASIC ELECTRICITY (5 Vols)
- ELECTRONICS (6 Vols)
- ELECTRONIC CIRCUITS (2 Vols)
- INDUSTRIAL ELECTRICITY (2 Vols)
- SYNCHROS & SERVOMECHANISMS (2 Vols)

You'll find it easy to learn with this outstandingly successful new pictorial method—the essential facts are explained in the simplest language, one at a time; and each is illustrated by an accurate cartoon-type drawing.

The books are based on the latest research into simplified learning techniques. This has proved that the Pictorial Approach to learning is the quickest and soundest way of gaining mastery over these subjects.

TO SELRAY BOOK CO.
60 HAYES HILL, HAYES, BROMLEY, KENT

Please send me Without Obligation to Purchase, one of the above sets on 7 Days Free Trial. I will either return set, carriage paid, in good condition within 7 days or send the following amounts. Basic Electricity 70/-, Cash Price or Down Payment of 15/- followed by 4 fortnightly payments of 15/- each. Basic Electronics 82/-, Cash Price or Down Payment of 15/- followed by 5 fortnightly payments of 15/- each. This offer applies to UNITED KINGDOM ONLY. Overseas customers cash with order.

Tick set required (only ONE set allowed on free trial).

BASIC ELECTRICITY 70/- BASIC ELECTRONICS 82/-

BASIC ELECTRONIC CIRCUITS 40/-

BASIC INDUSTRIAL ELECTRICITY 40/-

BASIC SYNCHROS & SERVOMECHANISMS 38/-

BASIC TELEVISION PART 1 22/-

All prices include postage

Signature (If under 21, signature of parent or guardian)

NAME
FULL POSTAL ADDRESS

BLOCK LETTERS BELOW

Complete in two parts, publication date of Pt. 2 to be announced later. Available on 7 days free trial, see coupon.

POST NOW FOR THIS OFFER!

Practical Wireless Classified Advertisements

The pre-paid rate for classified advertisements is 1/6d. per word (minimum order 18/-), box number 1/6d. extra. Semi-displayed setting £4. 12s. 6d. per single column inch. All cheques, postal orders, etc., to be made payable to PRACTICAL WIRELESS and crossed "Lloyds Bank Ltd." Treasury notes should always be sent *registered post*. Advertisements, together with remittance, should be sent to the Advertisement Manager, PRACTICAL WIRELESS, George Newnes Ltd., 15/17 Long Acre, London, WC2, for insertion in the next available issue.

METAL WORK

METAL WORK: All types cabinets, chassis racks, etc., to your specifications. PHILPOITTS METAL WORKS LTD., Chapman Street, Loughborough.

SERVICE SHEETS

SERVICE SHEETS. RADIO, TV, 5,000 Models. List 1/6. S.A.E. Enquiries. TELRAY, Maudling Bk., Preston.

SERVICE SHEETS (75,000) 4/- each: please add loose 4d. stamp; callers welcome: always open. THOMAS BOWER, 5 South Street, Oakenshaw, Bradford.

SERVICE SHEETS for all makes, Radio, TV., Tape Recorders, 1925-1967. Prices from 1/-, Catalogue 6,000 models 2/6d. Free fault-finding guide with all Sheets. Please send stamped addressed envelope with all orders/enquiries. HAMILTON RADIO, 54 London Road, Bexhill, Sussex.

RADIO TELEVISION over 3,000 models. JOHN GILBERT TELEVISION, 1b Shepherds Bush Rd., London W.6. SHE 8441.

SERVICE SHEETS

4/- each, plus postage

We have the largest display of Service Sheets for all makes and types of Radios and Televisions, etc., in the country. Speedy service.

To obtain the Service Sheet you require please complete the attached coupon

Name:

Address:

To: S.P. DISTRIBUTORS

35/36 Great Marlborough Street,
London, W.1

Please supply Service Sheets for the following

Make:

Model No. Radio/TV

Make:

Model No. Radio/TV

Make:

Model No. Radio/TV

I require the new 1967 List of Service Sheets at 1/6 each plus postage.

(please delete items not applicable)

I enclose remittance of

(which includes postage)

MAIL ORDERS ONLY (Dec.) PW

SITUATIONS VACANT

TV Service Engineer & Trainee for London retail business of the highest standing; estd. over 40 years; good position and prospects for suitable applicants with high standards of service; state age and details of experience, Box No. 71.

RADIO & TV Exam. and Courses by Britain's finest Home-study School. Coaching for Brit.I.R.E., City & Guilds Amateur's Licence, R.T.E.B., P.M.G. Cert., etc. FREE brochure from BRITISH NATIONAL RADIO SCHOOL, Russel Street, Reading.

ALDERMASTON COURT POSTAL TRAINING for B.Sc. (Eng) Part 1, A.M.I.E.R.E., A.M.S.E., City & Guilds, G.C.E., etc. prepares you privately for high pay and security as Technician or Technologist. Thousands of passes. For details of Exams & Courses in all branches of Engineering, Building, Electronics, etc. (including latest information on C.Eng.), write for 132-page handbook—FREE. Please state interest. BRITISH INSTITUTE OF ENGINEERING TECHNOLOGY, (Dept. 169K), Aldermaston Court, Aldermaston, Berks.

RADIO TECHNICIANS

A number of suitably qualified candidates are required for permanent and pensionable employment (mostly in Cheltenham, but from time to time there are some vacancies in other parts of the UK, including London). There are also opportunities for service abroad.

Applicants must be 19 or over and be familiar with the use of Test Gear, and have had practical Radio/Electronic workshop experience. Preference will be given to candidates who can offer "O" level GCE passes in English Language, Maths and/or Physics, or hold the City and Guilds Telecommunications Technician Intermediate Certificate or equivalent technical qualifications.

Pay according to age, e.g. at 19—£812, at 25—£1,046 (highest age pay on entry) rising on 1.1.68 to; at 19—£828, at 25—£1,076.

Prospects of promotion to grades in salary range £1,159—£1,941. There are a few posts carrying higher salaries.

Annual Leave allowance of 3 weeks 3 days rising to 4 weeks 2 days. Normal Civil Service sick leave regulations apply.

Application forms available from:

Recruitment Officer (RT),
Government Communications
Headquarters
Oakley, Priors Road
CHELTENHAM, Glos.

SITUATIONS VACANT

(continued)

TV and Radio, City & Guilds, R.T.E.B. Certs., etc. on 'Satisfaction or Refund of Fee' terms. Thousands of passes. For full details of exams and home training Courses (including practical equipment) in all branches of Radio, TV, Electronics, etc. write for 132-page handbook—FREE. Please state subject. BRITISH INSTITUTE OF ENGINEERING TECHNOLOGY, (Dept. 137K), Aldermaston Court, Aldermaston, Berks.

EDUCATIONAL

RADIO OFFICER training courses. Write: Principal, Newport and Monmouthshire College of Technology, Newport, Mon.

CITY & GUILDS (electrical, etc.) on 'Satisfaction or Refund of Fee' terms. Thousands of passes. For details of modern courses in all branches of electrical engineering, electronics, radio, T.V., automation, etc., send for 132-page Handbook—FREE. B.I.E.T. (Dept. 168K), Aldermaston Court, Aldermaston, Berks.

BECOME 'Technically qualified' in your spare time, guaranteed diploma and exam-home-study courses in radio, T.V. servicing and maintenance. T.T.E.B., City and Guilds, etc.: highly informative 120-page Guide—free. CHAMBERS COLLEGE (Dept. 857K), 148 Holborn, London, E.C.1.

TRAIN FOR SUCCESS WITH ICS

Study at home for a progressive, post in Radio, TV and Electronics. Expert tuition for I.E.R.E., City & Guilds (Telecoms and Radio Amateurs) R.T.E.B., etc. Many unique diploma courses incl. Closed circuit TV, Numerical control & Computers. Also self-build kit courses—valve and transistor.

Write for FREE prospectus and find out how ICS can help you in your career.

ICS DEPT. 541 PARKGATE ROAD
LONDON, S.W.11.

BOOKS & PUBLICATIONS

WIRELESS WORLD, bound 1928/38, unbound 1939/48. Offers. ELLIS, 354, North Road, Hull.

BOOKS & PUBLICATIONS (continued)

SURPLUS HANDBOOKS

19 set Circuit and Notes .. 4/6 p/p 6d.
1155 set Circuit and Notes .. 4/6 p/p 6d.
H.R.O. Technical Instructions .. 3/6 p/p 6d.
38 set Technical Instructions .. 3/6 p/p 6d.
46 set Working Instructions .. 3/6 p/p 6d.
88 set Technical Instructions .. 5/- p/p 6d.
BC.221 Circuit and Notes .. 3/6 p/p 6d.
Wavemeter Class D Tech. Instr. .. 3/6 p/p 6d.
18 set Circuit and Notes .. 3/6 p/p 6d.
BC.1000 (31 set) Circuit and Notes .. 3/6 p/p 6d.
CR.100/B.28 Circuit and Notes .. 8/6 p/p 6d.
R.107 Circuit and Notes .. 5/- p/p 6d.
AR.88D Instruction Manual .. 15/- p/p 1/6
62 set Circuit and Notes .. 4/6 p/p 6d.
Circuit Diagram 3/- each post free, R.1116/A,
R.1224/A, R.1355, R.F. 24, 25 and 26, A.1134,
T.1154, CR.300, BC.312, BC.342, BC.348J, BC.348
(E.M.P.), BC.624, 22 set.

52 set Sender and Receiver circuits 6/- post free

Resistor colour code Indicator, 1/6 p/p 6d.

S.A.E. with all enquiries please.
Postage rates apply to U.K. only.

Mail order only to:

INSTRUCTIONAL HANDBOOK SUPPLIES

DEPT. PW, TALBOT HOUSE,
28 TALBOT GARDENS, LEEDS 8

TAPE RECORDERS, TAPES, Etc.

TAPES TO DISC—using finest professional
equipment 45 rpm—18/-. S.A.E. leaflet,
DEROY, High Bank, Hawk Street, Carnforth,
Lancs.

GEE'S Recording Tape and Audio Accessories
cost less! Send 1/- for illustrated catalogue.
Gee Bros. Radio, 15 Little Newport Street,
London, W.C.2. Gerrard 6794.

ELECTRICAL

240 VOLT ELECTRIC POWER FROM YOUR 12 volt or 6 volt CAR BATTERY

Run your mains AC/DC equipment direct from
your car battery with this compact
low battery consumption dynamo.
Size only 5 1/2 x 3 1/2. Sturdy
construction. Converts a 12 volt input to a 240 volt output. Huge
purchase enables us to offer them at only 39/6
each, post and packing 6/-. 6 volt input model
only 35/-. p.p. 6/-. Thousands already sold.



COLLAPSIBLE AERIAL A IN 5 SECTIONS

fully adjustable
CLOSED 13 1/2"
OPEN 5'-6"
highly efficient
whip aerial. Made to
exacting specifications. Cop-
per plated sections. Brass base.
An ideal aerial for TX/RX use. Easily
adaptable for cars, scooters, walkie
talkies etc. Brand new in maker's boxes.
Only 17/6 each, post and packing 2/6.
Two aerials for 30/-. post 2/6d.

Dept. P.W.4.

S. & R. SUPPLIES,

24 CAWOODS YARD, MILL ST., LEEDS 9

Open 7 days a week.

Callers welcome

RECEIVERS & COMPONENTS

150 NEW ASSORTED Capacitors, Resistors,
Silvered Mica, Ceramic, etc. Carbon, Hystab,
Vitreous, 1-20 watt, 12/6 Post Free. WHIT-
SAM ELECTRICAL, 18 Woodrow Close,
Perivale, Middlesex.

BARGAIN PARCELS! 120 (minimum) radio
parts etc., mostly new 12/6. G. HART, Lings
Lane, Chelmondiston, Ipswich, Suffolk.

COMPONENTS GALORE, CRT's, Valves,
Transistors, tools, Electrolyte, all your Service
requirements at WILLOW VALE, THE
SERVICE WHOLESALERS, 69 Station Road,
Hanwell, London, W.7. Free catalogue by
return.

WORLD WIDE COVERAGE

SHIPPING AMATEUR BROADCAST

CANADIAN MARCONI
RECEIVER No. 68. 10-
valve 8 switched wave-
bands covering 1.75-
16Mc/s (19-170 metres).
Size 15 x 14 x 12in.
Fully tested. Power re-
quirements 150v. H.T.
60mA, 12v, 3A.
£9.19.6. Carr. 20/-.



MURPHY B40 NAVAL RECEIVERS

5 bands 650Kc/s-30Mc/s.
10 valves. Built in speaker,
phones output, 2 R.F. and
3 I.F. stages, rital bandpass
filter, noise limiter etc. etc.
150/230v A.C. Size 19 1/2 x
13 1/2 x 16in. Cost well over
£500. Supplied tested,
working with circuit dia-
gram £25.0.0. Carr. 30/-.
Also B41, L.F. version £15.
Carr. 30/-.

SPECIAL OFFER: Both above receivers £32.10.0.
Carr. 25/-.

32ft. TELESCOPIC AERIAL MASTS
Comprising 20ft. 4 section tubular steel telescopic
mast and 12ft. folding whip; can be erected in less
than 5 minutes. Closes to 6ft. 9in. Weight 21lbs.
Must have cost well over £20. Price 70/-. Carr. 10/-.

NATIONAL H.R.O. SENIOR RECEIVERS 5T MODEL

In excellent tested
condition. Complete
with 9 coils 50Kc/s-
30Mc/s and Power
Unit. £31.10.0. Carr.
30/-.

REJECTOR UNITS 1.2-10Mc/s
Switched, 4 ranges. Primarily
designed as station rejector for
R.C. Suitable for harmonic
suppression and many other
uses with slight alteration.
Tuning dial with lock. Aerial
in and out sockets. Brand
new 25/-. P. & P. 6/-.

4 VALVE 4 WATT AMPLIFIER

"C" Core transformers
A.C. Mains 110/230 volts
600 ohms of high imped-
ance input. Output 3 or
600 ohms (static choice).
Controls: On/Off switch.
Gain control. Indicator

light. Valve inspection panel. 19 x 7 x 7in. Brand
new in maker's carton. 79/6. Carr. 10/-.

ROTARY TRANSFORMER

12v. D.C. input, 250v. D.C. output at 125mA.
Size 3 1/2 x 5 1/2in. Brand new, 17/6. P. & P. 6/-.

R.F. ANTENNA TUNER (A.T.U.)

Calibrated scale, ideal 160/80/40 metres. Limited
number only. Brand new with instructions, 17/6.
P. & P. 7/6.

ALL 19 SETS AND PARTS AVAILABLE
S.A.E. ALL ENQUIRIES—LIST 1/-

A.J. THOMPSON (Dept. P.W.)

"EILING LODGE", CODICOTE, HITCHIN, HERTS.

Phone: CODICOTE 242

RECEIVERS & COMPONENTS (continued)

PHILIPS 625 UHF conversion kits, two
complete IF and time-base panels, Escutcheon
Kit and knobs. 22/6 each post paid.
BARTLETT'S, 38 Clifton Road, Greenford,
Middx.

PRICES DOWN!

2N2926 silicon planar NPN, 200mW, IT 200MHz, Vce

18v, colour coded in four groups of beta—

56-110 & 90-180, 2/8; 150-300, 3/-; 235-470, 3/8

SURPLUS type, similar to above in T018 can—

beta	Vce=16v	25v	40v
20-40	1/8	1/9	2/-
40-60	1/9	2/-	2/8
80-160	2/-	2/8	2/8
160-400	2/8	3/-	3/8

2N706 or 2N706A, 2/-; AC177 (similar to A128), 2/8;
2G39A (AC127 but T05), 2/8; 2N697 40v 80MHz
600mW, 3/8; BFY60 80v 60MHz 800mW, 5/8; BC109
equiv 2-21B NF, 2/8; BY100 or equivalent, 3/8; AF114,
4/-; AF117, 3/8; AF211, 4/-; 1N21, 3/-; OA95 equiva-
lents. 2/6 dozen.

FREE! with all orders over 30/- from the above, goodies
worth at least five bob. NO RUBBISH. All items are
post paid with money-back guarantee. Lists on request

J. R. HARTLEY
2 Waterloo Terrace
Bridgnorth, Shropshire

MULLARD BY100 rectifiers, genuine new
branded, not cheap rejects, 6/6 each or 70/-
dozen. BARTLETT'S, 38 Clifton Road,
Greenford, Middx.

Pocket-Size TRANSISTOR TESTER

Tests Transistors in or out of set — Tests
both P.N.P. and N.P.N.
Price 30/- Battery and Post Free.

300 m/W AMPLIFIER KITS

Comprising: Full instruction manual —
Transformers — Printed circuit — Transis-
tors — Resistors — Electrolytics — Potenti-
ometer — Flex — Copper wire — and solder
etc.
Price 35/- post free.

9-VOLT POWER PACK KITS

Comprising: Full instruction manual —
Resistors — Transformer — Electrolytics —
Mains lead — Flex — Printed circuit —
Screws and nuts etc.
Price 27/6. Post Free.

BROOK & HILL ELECTRONICS

695/697 SEVEN SISTERS ROAD,

LONDON N.15

(50 yds. from Wards Corner).

R & R RADIO

51 BURNLEY ROAD, RAWTENSTALL

ROSSENDALE, LANCs.

Tel. Rossendale 3152

Boxed Valves

EF80	4/-	PCC84	5/-	PY33	7/6
ECC82	4/-	PCF80	5/3	30P19	7/6
ECL80	6/-	PL81	5/-	30P4	7/6
EB91	2/-	PY81	5/-	U191	7/6
EF85	5/-	PY800	5/-	U301	7/6
EY86	5/6	PL36	7/6	PCL83	7/6

Fully Guaranteed

Postage: One valve 9d. extra. Two valves 6d. each
extra. Three to Six valves 2d. each extra, over Six
post paid. Speakers ex T.V. 5 inch round 3/6, 6 x 4
3/6, Post 2/8, 8 inch round 6/6, post 4/8 for one or two.

Transistors

OC45 3/-, ACY27 4/-, ACY28 4/-, ACY30 10/-, 2N697
10/-, 2N607 3/-, AC128 2/8, G.E.C. Rect. 60 volt P.I.V.
1/-, Postage 6d. per order.

RECEIVERS & COMPONENTS (continued)

"PRACTICAL WIRELESS". Two Voltmeters for the Workshop. All components available. Send s.a.e. for an itemised price list. **AXJAX ELECTRONICS** 1&A, Rumbold Road, Fulham, London, S.W.6.

WILSON ELECTRONICS


2/- each AC126, 127, 128, OC75, 819T (OC83),
2/6 each OC44, 45, 81D, 81, 82D, 82.
3/- each OC71, 72, 170, 84, AF118, AF119.
3/6 each AF115, 116, 117, 125, 127.
4/- each AF114, OC171, 72.
7/- each OC22, 23, 25, 26, 28, 30, 200.
11/6 each AD140, 149, OC85, 36, 38.
Resistors 1 watt, 5% 10Ω to 10MΩ 4/6 doz.
Caps 10V 5, 10, 30, 50, 100 mfd. 1/- each.
Myars #001, #002, #005, #02, #05 5/- doz.
Lists 6d. P. & P. 6d. per order.
20 Bradbourne Avenue, Willford, Nottingham.

JOHN'S RADIO (Dept. B) OLD CO-OP, WHITEHALL ROAD, BRIGHELINGTON, BRADFORD FAMOUS ARMY SHORT-WAVE TRANSRECEIVER MK. III



This set is made up of 3 separate units: (1) a two valve amplifier using a 6V6 output valve; (2) (some only, not built in the very latest models) a V.H.F. transreceiver covering 229-241 Mc/s using 4 valves; (3) the main short wave transmitter/receiver covering in two switched bands, just below 2 Mc/s-41 Mc/s, and 41 Mc/s-8 Mc/s (approx. 160-37.5 metres) using 9 valves. For R.T., C.W. and M.C.W. The receiver is superheterodyne having 1 R.F. stage, frequency changer, two I.F. (465 Kc/s) signal detector, A.V.C. and output stage. A B.F.O. included for C.W. or single side-band reception. T.X. output valve 807, other valves octal bases. Many extras, e.g. netting switch, quick flick dial settings, squelch etc. Power requirements LT 12 volts, HT receiver 275 volts D.C. HT transmitter 500 volts D.C., size approx. 17 1/2 x 7 1/2 x 11 1/2 ins. Every set supplied in new or as new condition in carton with book including circuits, only £4.10.0d., or Grade 2 slightly used 50/- carriage both 15/-.
A FULL KIT of brand new attachments for this set including all connectors, control box, headphones and mike, aerial tuning unit, co-axial lead etc. at only 45/- carriage 5/-. WE MAKE A MAINS 200/250 VOLT POWER UNIT in louvered metal case to plug direct into set power socket to run (1) receiver, 70/- post 5/-. (2) TX and RX, £6.10.0 post 7/6d. (3) 12 Volt DC P.U. for receiver, 50/- carriage 5/-. A charge of 10/- to unpack and test the receiver of these sets is made only if requested.

V.H.F. TRANSRECEIVER MK. 1/1



This is a modern self contained tunable V.H.F. low powered frequency modulated transreceiver for R.T. communication up to 8-10 miles. Made for the Ministry of Supply at an extremely high cost by well known British makers, using 15 midget B.G. 7 valves, receiver incorporating R.F. amplifier. Double superhet and A.F.C. Slow motion tuning with the dial calibrated in 41 channels each 200 Kc/s apart. The frequency covered is 35 mc/s-48 mc/s. Also has built-in Crystal calibrator which gives pips to coincide with marks on the tuning dial. Power required LT 4 1/2 volts, HT 150 volts, tapped at 90 volts for receiver. Every set supplied complete with valves and crystals. New in carton, complete with adjustable whip aerial, and circuit. Price £4.10.0 carriage 10/-. Headset or hand telephone 80/-. Internal power unit stabilised for 200/250 volts AC input £6.10.0 extra.

FOR SALE

A Pair of 572B Transmitter Valves, new boxed and unused. Offers. Box 70.

MINIFLUX 4-Track stereophonic/monophonic record/playback heads. List Price 6 gns.—Special Offer 55/- each.
MINIFLUX 4-Track stereophonic/monophonic Ferrite Erase Heads. List Price £3.10.0.—Special Offer 32/6 each, or supplied together (one of each) at £3.17.6. SKN4 1-track stereophonic record/play heads for Transistor Circuits at 55/- each. Also available 1-track and full-track monophonic Ferrite Erase Heads. All heads complete with technical specifications. Send S.A.E. for details. **LEE ELECTRONICS**, 400 Edgware Rd., Paddington 5521.

★ HAMMERITE HAMMER PATTERN ENAMEL ★

AIR DRYING • JUST BRUSH ON

TRIAL TIN
(covers 5 sq. ft.)

3/9

+ 9d. post.

1 pt. 8/-, 1 pt. 16/-, Carr. orders up to 5/-, 9d. up to 10/-, 1/9d. over 10/-, 3/-. Colours: bite, silver, black, bronze. Others available. No primer needed. Panel transfers, fireproof spray thinners etc. LIST FREE.

INDUSTRIALISTS SAVE TIME AND \$\$\$'s
(2 pints will do a Minl.)

AMAZING RESULTS • JUST TRY IT!

FINNIGAN SPECIALITY PAINTS (PW)
Mickley Square, Stocksfield, Northumberland
Tel. Stocksfield 2280

CURSONS TRANSISTORS

ALL GUARANTEED

1/- each, BAY31, BAY50, DK10, OA70, OA81, OA10, OA200, OA90, OA91, OA259.

2/- each, XA101, XA102, OC71, OC72, OC81, OC81D, OC44, OC45, GET16, FST3/1, ACY22.

3/- each, OC139, OC140, 2N706, 2N708, 2N2894, BY100, RAS310AF, 2N914, 2N916, BSY25, BSY26, BSY27, BSY95A, AFZ12, BFY18, BFY19, BFY26, BFY36.

7/6 each, RAS508AF, CRS3/40, BLY10, BLY11, BUY10, BUY11, ADY22, ADY23, ADY24, 2N2234, 2N2235, OC22, OC26, OC28, OC35.

ZENER DIODES

3-9v to 26v, 1/4w 3/- each, 1-5w 4/-, 7w 5/- each.

SAE, full new list:—

B. W. CURSONS
78 BROAD STREET
CANTERBURY, KENT

FOR SALE (continued)

SEE MY CAT. for this and that. Tools, materials, mechanical and electrical gear—lots of unusual stuff. This Cat. is free for the asking. **K. R. WHISTON** (Dept. PWC), New Mills, Stockport.

NEW LOW PRICES

Med/long wave band table/portable.....	£4.19.6
Micro-radio 2 x 2in. loudspeaker output.....	£2.14.6
Med. wave pocket portable 6 transistors.....	£2.14.6
All complete with carrying case, personal ear-phone and batteries.....	£2.9.6
Intercoms—2 station.....	£5.14.6
4 station.....	£5.14.6
Complete with connecting leads and batteries. Clock/radio alarm complete with personal ear-phone.....	£8.4.6
Seven day money back guarantee for postal buyers. Post Free Personal callers welcome.	
DIRECT SALES (PW) 78 VICARAGE LANE, LONDON E.15	

Christmas Computer

Just think... with this desk-top mini-analog computer you can multiply and divide, take square roots or powers, and do log operations—simply by turning the dials and keeping your eye on the null meter. The Instruction Manual covers MAC-1's applications in electronics and physics, engineering and trigonometry. Complete in kit form, MAC-1 is £3 10s. 6d. or £3 19s. 6d. built and ready for use. (For either please add 6s. carriage.)

You would probably like more information: just write to:

I-COR SYSTEMS (File PW6)
4 Manor Road, London N.16

MORSE MADE !! EASY !!

FACT NOT FICTION. If you start RIGHT you will be reading amateur and commercial Morse within a month. (Normal progress to be expected.)

Using scientifically prepared 3-speed records you automatically learn to recognise the code RHYTHM without translating. You can't help it, it's easy as learning a tune. 18 W.P.M. in 4 weeks guaranteed.

For details and course C.O.D. ring, s.t.d. 01-660 2896 or send 8d. stamp for explanatory booklet to:

G3CHS/P. 45 GREEN LANE, PURLEY, SURREY

WANTED

WE BUY New Valves and Transistors. State price. A.D.A. MANUFACTURING CO., 116 Alfreton Road, Nottingham.

WE BUY New Valves, Transistors and clean new components, large or small quantities, all details, quotation by return. **WALTON'S WIRELESS STORES**, 55 Worcester Street, Wolverhampton.

WANTED: Popular Brand New Valves. R.H.S., Stamford House, 538 Great Horton Road, Bradford 7.

WANTED NEW VALVES ONLY

Must be new and boxed
Payment by return

WILLIAM CARVIS LTD
103 North Street, Leeds 7

WANTED
(continued)

DAMAGED AVO METERS wanted. Models 7 and 8. Any condition. Any quantity. Send for packing instructions. HUGGETTS LTD., 2-4 Pawson's Road, West Croydon.

VALVES WANTED, brand new popular types boxed. DURHAM SUPPLIES (C), 175 Durham Road, Bradford 8, Yorkshire.

WANTED: New valves, transistors etc.; state price. E.A.V. Factors, 202 Mansfield Road, Nottingham.

SHORT-WAVE LISTENERS

INTERESTED IN SHORT-WAVE RADIO? Then you'll be interested in the Radio New York Worldwide Listeners' Club! Each month thousands of Club members throughout the world receive a Club magazine filled with special features and news about international communications . . . about short-wave radio. Radio New York Worldwide (WNYW) is the only commercial, non-government short-wave station broadcasting from the United States. We're a special radio station with a very unique Listeners' Club, in fact it's the largest Club of its type in the world today! We invite you to write in and request a free sample issue of the Club Magazine now . . . you'll enjoy it! **RADIO NEW YORK WORLDWIDE LISTENERS' CLUB**, 485 Madison Avenue, New York 10022, USA.

MISCELLANEOUS

ELECTRONIC MUSIC?

Then how about making yourself an electric organ? Constructional data available—full circuits, drawings and notes! It has 5 octaves, 2 manuals and pedals with 24 stops—uses 41 valves. With its variable attack you can play Classics and Swings.

Write NOW for free leaflet and further details to C. & S., 20 Maude Street, Darlington, Durham. Send 3d. stamp.



SEE THE WORLD-FAMOUS

**HEATHKIT
Electronic Kits**

at

233 Tottenham Court Road,
London, W.1 Tel. 01-636-7349

Send for FREE Catalogue
Dept. TC3

**PADDED MOVING COIL HEADPHONES AND
MIKE**

**NEW CONDITION HIGH QUALITY
HIGH IMPEDANCE**

Bargain 13/-, Post Paid


S.A.E. for Lists of other Bargains

SALOP ELECTRONICS

9a GREYFRIARS ROAD, COLEHAM
SHREWSBURY, SHROPSHIRE

**1/2 PRICE
SPECIAL RADIO
CHASSIS OFFERS**


**HI-FI CONTINENTAL
STEREOPHONIC RADIOGRAM CHASSIS**



Magnificent 'Continental' Stereophonic Radiogram Chassis with piano key switches, built-in ferrite rod aerial. Comes complete with two 10" elliptical loudspeakers, plus a mono/stereo 4-speed automatic record changer. Complete 29j gns. (Units available separately if required. Chassis only, 21 gns.)

Special terms available of £7.15.0 deposit followed by 18 monthly payments of £1.10.8 (total H.P. of £35.7.0)+17/6 P. & P. Send £8.12.6 now.

**IMPERIAL HI-FI
STEREOPHONIC RADIOGRAM CHASSIS**



The Imperial Stereophonic 4 waveband chassis has the most advanced specifications yet offered in this country. There is a built-in ferrite-rod aerial, seven piano key buttons, controlling mono/stereo selection, Gram Long-Medium-Short-FM-ON/OFF. The unit comes complete with two 10" elliptical loudspeakers plus a mono/stereo 4 speed automatic record changer. Complete £41.5.6. Chassis only, 29j gns.

Special terms available of £10.7.6 deposit followed by 24 monthly payments of £1.12.6 (total H.P. £49.7.6)+17/6 P. & P. Send £11.5.0 now.

**EMPERESS HI-FI
AM/FM STEREOPHONIC CHASSIS**



This most advanced radiogram chassis with automatic push button selection covers short, medium and long wavebands plus V.H.F./F.M. Offered complete with 2 10 x 6 speakers 4 speed Stereo/Mono autochanger only £35.19.6. Chassis only, 25j gns. Special terms available of £9 deposit followed by 18 monthly payments of £1.15.8 (total H.P. £41.2.9)+17/6 P. & P. Send £9.17.6 now.

All Lewis Radio equipment including valves are fully guaranteed for one year free of charge. For other Stereophonic Equipment and Cabinets, see page 629.

Send your cheque or P.O. today while stocks last to Dept. P.127.

Personal callers welcome

LEWIS radio

LEWIS RADIO, 10C, CHASE SIDE, SOUTHGATE
LONDON, N.14. Telephone: PAL 3733/9666

A book
every
gardener
will
treasure



Covering a wide range of gardening topics, this beautifully produced and illustrated Annual goes into detail on several important technical trends. Dr. Walter Heydecker of Nottingham University writes on dwarfing plants with chemicals. A. G. L. Hellyer describes the revolution taking place with seed and potting composts. Roy Hay shows how to base watering needs on actual rainfall. A. E. Canham talks on out-of-season chrysanthemums. Well-known designer G. K. Coombs provides a labour-saving, paved garden plan. Roses, trees and shrubs, annuals, herbs, succulents, greenhouse plants—just a few of the other subjects dealt with by outstanding authors.

108 PAGES—7/6

Broadway ELECTRONICS

GARRARD 4 SPEED DECKS WITH CARTRIDGE:
Autochangers: AT9 Mk. II £8.19.6, AT60 £10.19.6.
3000 £8.3.0, 2000 £6.19.6, 1000 £5.19.6.
AT5—Mono £6.10.0. P. & P. all changes 7/6.

SINGLE PLAYERS:
SP25 with cartridge stereo or mono, cast turntable
£10.19.6. P. & P. 7/6.

CARTRIDGES:
Starcos: EV29 25/-, GP85 15/-. Reuter STD/2 17/6.
Mono Sonotone, 2TR8 15/-. Acos, GP67 15/-.
TC8 less bracket 18/6. P. & P. 1/-.

MICROPHONES:
Xtal Hand Mikes.
BM3 and 200C 30/-, P. & P. 2/6. Stand for same
18/6. P. & P. 2/-. ACOS Mike 45, 21/-, ACOS Mike
40, 18/6. Dyn, Mike DM-391, 22/6. CM21 Xtal 12/6.
CM20 Xtal, 9/6. Magnetic Elm 630 with remote
control switch 15/-. Telephone Pick-up 10/6. P. & P.
1/-. Xtal Lapel Mike 7/6. Guitar Mike 12/6. P. & P. 1/-.

INTERCOM BABY ALARMS
Complete with battery and connecting wire £2.15.0.
P. & P. 2/6.

"SATELLITE" TRANSISTOR RADIOS
Complete with case, earphone and battery. All tested
before despatch. 6 transistor. Size 2 1/2" wide by 4 1/2"
high by 1 1/2" deep. 43/6. P. & P. 2/6. 9 transistor, size
6 1/2" wide by 4 1/2" high by 1 1/2" deep, with telescopic
aerial. £4.19.6. P. & P. 3/6.

BARGAINS IN TRANSISTORS:
AC127, AF114, 115, 116, 117, 118, 119, OC169, 170,
171, 172, 200, 202, 203, 204, 5/6.
OC72, 75, 82, 83, AAZ12, BY38, BC211, 3/6. OC71,
81, 3/-, R.F. Packs 1 OC44, 2 OC45 8/6. A.F. Packs
1 OCS1D, 2 OCS1 (Mullard), 8/6. GET113, Red Spot
2/-, OC28, 28, 29 9/6. ORP12 Light Cell 8/6. Diodes
OA91 2/6. OA91, OA95 1/6. P. & P. 1/-.

TRANSISTOR KLEPTOLYTICS:
1.5, 4, 5, 6, 10, 15, 25, 32, 50, 100 mfd 15 volt working
1/8. P. & P. 1/-.
250 mfd DC 3/-, 500 mfd 12v DC 3/-, 500 mfd 25v
DC 3/6. P. & P. 1/-.


RESISTORS: 1/2 watt 10% from 4.7 ohm to 10 meg 5d,
each, 4/- doz. P. & P. 1/- (minimum order 2/6).

PAPER CONDENSERS for Cross-Over Units 2 mfd
2/6. P. & P. 1/-.

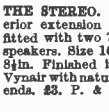
SPEAKER SYSTEMS



THE GAXTON COLUMN
This is a column cabinet.
Size 22 1/2 x 5 x 6 1/2 in., fitted
with 3 speakers. This will
handle 10 watts and will
improve the quality of any
tape recorder, or
record player. Finished
in wood grain cloth and
sandstone Vynair. A real
bargain at £3 plus 10/-
P. & P.



THE MILTON. A Hi-Fi Bookcase Cabinet. Size
9 x 5 x 6 in. with 5in. speaker. Finished in Teak
cloth with bold silk front. 30/-, P. & P. 3/6.



THE STEREO. A superior extension cabinet
fitted with two 7 x 4 in.
speakers. Size 16 x 9 x
5 1/2 in. Finished in Vynair
with natural teak ends. £3. P. & P. 5/6.



THE IMP. Extension Speaker Cabinet.
Wedge shaped size 7 1/2 x 6 1/2 in. fitted with
7 x 4 in. speaker. Covered with attractive
walnut with fawn Vynair front. Key-
hole slot in back. Only 25/6. Post 2/6.
Note: All cabinets new and made with
1/2 in. chipboard. All speakers ex TV
reconditioned hi flux magnet. All
carefully tested before despatch.



HAYDON SPEAKER SYSTEM.
Size 16 1/2 x 15 x 7 1/2 in., fitted 12in.
Speaker and volume control. Fab-
ric covered. £4.17.6. P. & P. 10/-.

SPEAKER ENCLOSURES
Tony Corner Cabinet 20 x 10 x 7 in. takes 10 x 6 in.
speaker covered in Rexine and Vynair, 45/-, P. & P.
5/6.
Blake Cabinet size 18 x 24 1/2 x 9 1/2 in., fabric covered
£4.10.0. P. & P. 10/-.
Haydon, 16 1/2 x 15 x 7 1/2 in. fabric covered suitable for
12in. speaker, 45/-, P. & P. 7/6.
Hi-Fi Bookshelf speaker enclosure foam lined,
cabinet size 10 1/2 x 5 1/2 x 7 1/2 in. Teak finish, £3.0.0.
P. & P. 3/6.
Wooler for above £3.0.0. P. & P. 2/6. Tweeter 12/6.
P. & P. 1/6. Condenser for crossover 2/6. Terminals
9/6 pair. P. & P. 1/-.
FLINTH Teak finish to match above Hi-Fi speaker
size 17 1/2 x 14 x 4 in. for Garrard 1000, 2000, 3000,
AT60, SP25, £2.17.6. P. & P. 4/6.
SPEAKERS:
Elac Heavy duty Ceramic Magnets 11,000 line, 10in.
round 10 x 6 in. 3 ohm or 15 ohm, 42/6. P. & P. 3/6.
8in. round 15 or 3 ohm, 33/6. P. & P. 3/6. E.M.I.
15 1/2 x 8in. 15 or 3 ohm, 42/6. P. & P. 3/6. E.M.I.
Tweeter, 12/6. P. & P. 1/6. R.T.C. 12in. 20 watt 15
ohm Ceramic magnet £5.5.0. P. & P. 3/6. 8 x 4 in.
Elliptical 30 ohm 30/-, P. & P. 3/6. All other speakers
supplied—Goodmans, Bakers, W.B., Wharfedale,
Eagle, Tripletone.

EARPIECES WITH CORD AND 3.5 mm. plug. 8 ohm
magnetic, 3/-, 250 ohm 4/-, 180 ohm with clip, 6/6.
Xtal 4/-, P. & P. 6d.

TRANSISTOR SPEAKERS 8 ohm 2in. 8/6; 3in. 10/6;
3 1/2in. 12/6. P. & P. 1/-.

PANEL LIGHTS. 6v Red, Blue, Green, Yellow,
White (uses Lilliput bulbs) 3/- each. P. & P. 1/-.
ELCOT PANEL LIGHTS 200-200v 8/- each. P. & P. 1/-.

ROTARY SWITCHES:
2 pole Mains Switch 8/-, 1 pole 12 way, 2 pole 2 way,
3 pole 3 way, 3 pole 4 way, 4 pole 2 way each.
P. & P. 1/-.

PIANO KEY BUSH BUTTON SWITCHES. 7 button,
including mains on/off. 6 banks of 6 P.C.O. 8/6.
P. & P. 1/-.

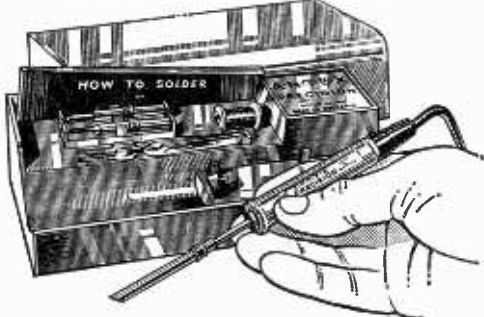
FEROX ROD AERIAL with coils, 8 x 1/2 in. 5/6.
P. & P. 1/-.

Stockists of: ● Eagle Products ● Goodmans ●
W.B. ● Wharfedale ● Bakers ● Tripletone ●
Linear, all makes of amplifiers and speakers supplied
S.A.E. please. Trade terms to bona fide dealers

**92 MITCHAM ROAD, TOOTING BROADWAY,
LONDON, S.W.17** Telephone BALham 3984
(Closed all day Wednesday)
(four minutes from Tooting Broadway Underground Station)

SOLDERING ?

—you need the Antex
SOLDERING TOOL KIT



- Model CN240 15W Precision Iron with 1 1/2" bit,
- Two spare Interchangeable Bits (3/8" and 5/8")
- Reel of Solder ● Heat Sink ● Cleaning Pad
- PLUS 36-page booklet on "How-to-Solder"

British made. From The Army & Navy
Stores, Harrods, and Radio Shops, or if
unobtainable locally, direct from:
49/6d
ANTEX LTD
GROSVENOR HSE · CROYDON · CR91QE
Telephone: 01-686 2774

VALVES SAME DAY SERVICE NEW! TESTED! GUARANTEED!

SETS	1R6, 1B5, 1T4, 384, 3V4, DAF91, DF91, DK91, DL92, DL94	Set of 4 for 18/9, DAF96, DF96, DK96, DL96, 4 for 24/8									
1A7GT	7/6	7Y4	6/6	DH81	12/6	EF183	6/6	PCL85	8/3	UCH42	8/9
1HGST	7/6	10F1	9/6	DK29	7/9	EF184	5/9	PCL86	8/6	UCH81	6/-
1NGST	7/9	10P13	10/6	DK91	5/6	EH90	6/6	PEN4A	6/9	UCL82	7/-
1R5	5/6	12A17	8/9	EL23	9/6	EL33	9/6	PEN3C15	9/6	UC137	8/9
1B4	4/9	12A16	4/9	DK96	6/6	EL41	8/6	PFL20018/6	9/6	UF41	8/-
1B5	3/9	12A17	4/9	DL33	6/9	EL84	9/6	PL36	9/6	UF80	7/-
1T4	2/9	12A17	4/9	DL35	5/-	EL90	5/-	PL81	6/9	UF89	5/9
3A5	5/6	12K8GT	7/6	DL92	4/9	EL95	5/-	PL82	6/6	UL41	3/9
3C4	5/6	30P4	10/6	DL94	4/9	EM30	5/9	PL43	6/6	UL42	20/-
3B4	4/9	20L1	14/6	DL96	6/-	EM31	9/6	PL84	6/3	UL84	6/-
3V4	5/6	20P1	9/-	DY86	5/9	EM84	6/3	PL500	13/6	UY21	8/9
5U4G	4/6	20P2	14/9	DY87	5/9	EM87	6/6	PX25	7/9	UY41	5/6
5V4G	7/9	30P4	17/-	EAB080	6/-	EY51	6/3	PY82	8/6	UY85	4/9
5Y3GT	5/-	25UAGT11/6	6/6	EAF42	8/6	EY86	6/-	PY83	8/6	VY4B	10/6
5Z4G	7/6	80C15	11/6	EB91	9/6	EZ40	6/9	PY80	5/3	VF1321	21/-
6Y30L2	11/9	30C17	12/6	EBC53	7/-	EZ41	6/9	PY81	5/3	W77	3/8
6AL5	2/6	30C18	11/9	EB04	3/-	EZ80	4/6	PY82	5/-	Z77	3/6
6AM6	3/6	30F6	12/-	EBF80	6/-	EZ81	4/6	PY83	5/9	Transistors	
6AQ5	4/9	30F11	13/6	EBF89	5/9	GZ32	9/-	PY88	7/6	AC107	10/-
6AT6	4/-	30FL14	12/6	ECC81	3/6	KT81	6/6	PY80	6/-	AC127	6/-
6BA6	4/6	30L15	12/-	ECC82	4/9	KT81	12/-	PY801	6/-	AD140	15/6
6BE6	4/3	30L17	13/-	ECC83	7/-	N18	5/6	R19	7/-	AF102	13/-
6CG6G	15/-	30P4	12/-	ECC84	6/3	N78	14/9	R20	12/9	AF115	6/-
6B6	6/9	30P12	11/-	ECC85	5/9	N108	14/6	U26	11/6	AF116	6/6
6B7	7/9	30P19	13/-	ECC86	5/9	PC88	9/6	U26	11/6	AF117	6/6
6CS6	6/6	30P11	14/6	ECC82	6/9	PCF83	9/6	U47	13/6	AF118	3/6
6F1	7/9	30P13	14/6	ECC86	9/-	PC97	5/9	U49	13/6	AF124	7/6
6F13	3/6	30P14	14/6	ECC85	6/-	PC900	7/9	U52	4/6	AF125	7/6
6F14	9/-	35L6GT	7/6	ECH42	4/9	PC84	5/6	U78	3/6	AF126	7/-
6F23	12/6	35W4	4/6	ECH51	5/9	PC89	9/9	U91	11/6	AF127	7/-
6K7G	1/6	35Z4GT	4/6	ECH84	6/6	PC189	6/6	U301	13/-	OC22	9/9
6K8G	4/3	6063	12/6	ECL80	6/-	PCF80	6/6	U801	13/-	OC25	9/6
6K8GT	7/6	AZ31	9/-	ECL82	6/3	PCF82	6/-	UABC805	6/9	OC26	9/6
6L18	6/-	B36	4/9	ECL86	7/9	PCF86	9/-	UAF42	7/9	OC44	3/9
6V8G	8/6	B729	12/6	EF39	3/9	PCF80011/6	6/6	UB41	6/6	OC45	3/6
6V8GT	6/6	DAC29	7/6	EF41	3/6	PCF801	3/9	UB41	6/9	OC71	3/6
6X4	3/6	DAF91	3/9	EF80	4/9	PCF802	9/6	UBF80	6/-	OC72	4/9
6X5GT	5/9	DAF96	6/-	EF85	5/-	PCF80511/9	9/6	UBF89	5/9	OC75	5/9
7B6	10/9	DC90	7/-	EF86	6/3	PCF80611/6	6/6	UL21	9/-	OC81	3/6
7B7	7/-	DF33	7/9	EF89	5/-	PCF80818/6	6/6	UC92	5/-	OC81D	3/6
7C8	18/-	DF91	2/9	EF91	3/6	PC82	6/9	UC84	7/9	OC82	5/9
7C9	8/9	DF96	3/-	EF92	3/6	PCL83	8/6	UC85	6/6	OC82D	5/-
7H7	5/6	DH77	4/-	EF97	7/6	PCL84	7/-	UCF80	8/3	OC170	5/-

READERS RADIO
85 TORQUAY GARDENS, REDBRIDGE, ILFORD,
ESSEX. Tel. 01-550 7441
Postage on 1 valve 8d. extra. On 2 valves or more, postage 6d. per
valve extra. Any Parcel Insured against Damage in Transit 6d. extra.

NATIONAL AIR TRAFFIC CONTROL SERVICES Radio Technicians

The Board of Trade has vacancies for men wanting vital and interesting work on the latest equipment in TELECOMMUNICATIONS FOR CIVIL AVIATION at Civil Airports, Air Traffic Control Centres, Radar Stations, and other Engineering Establishments.

Qualifications. Practical experience in at least one of the main branches of Telecommunications. Preference will be given to those candidates with City and Guilds Certificates or O.N.C. in Engineering.

Age. 19 or over.

Salary. From £812 (at 19) to £1,046 (at 25 or over); scale maximum £1,201. From 1st January 1968 these rates will become £828 (at 19) to £1,076 (at 25 or over); scale maximum £1,242. Non-contributory pension for established staff.

Career Prospects. Radio Technicians are encouraged to study for higher technical and professional qualifications. They are helped in this by part-time and, in special cases, full-time release. Once qualified, there are excellent prospects of established posts and promotion to higher grades with a salary maximum of £2,174 (£3,105 from 1st January 1968).

Write for details to : Mr. T. H. Mallett, B.Sc. (Eng.) C.Eng., M.I.E.E., Room 754, The Adelphi, London, WC2, marking your envelope "Recruitment EJ 6702/17"

Name _____

Address _____

Not applicable to residents outside the U.K.

TRANSISTOR BARGAIN SALE! NEW STOCK AT UNBEATABLE PRICES!
 OC44, OC45 OC81D now only 1/6 each! 28.0.0 per 100.
 OC71, OC72 equivalent 1/- each! 28.0.0 per 100.
 AS122 Switching Transistors 2/6 each! 310.0.0 per 100.
 2N733 N.P.N. Silicon Planar, 300mW, 250 Mc/s. High speed switching ... 2/6 each!
 BS128 N.P.N. Silicon Planar, Epitaxial, 300mW, 300 Mc/s ... 2/6 each!
 BS165 N.P.N. Silicon Planar, Epitaxial, 800mW, 100 Mc/s ... 2/6 each!
 AF212 P.N.P. Germanium Alloy Diff. low noise V.H.F. amplifier ... 2/6 each!
 Complete sets of transistors for radio:—
 2C344/2G940A/2C345B/2G371A/2G378A/2G378A + diode ... 15/- only!
 2C44/OC45/OC45/OC81D/OC81D/C81 + diode ... 10/- only!
 Light sensitive transistors similar to OCP 71 ... 2/- each!
UNMARKED, UNTESTED TRANSISTORS TO CLEAR ... 7/6 for 50!
 Silicon diodes. Make excellent detectors. Also suitable for keying electronic organs.
 1/- each. 20 for 10/-.

BY 100 type rectifiers. SPECIAL REDUCED PRICE! ONLY 2/6 each. 24/- doz.

ELECTROLYTIC CONDENSERS! FANTASTIC SELECTION!

50µF 450 volts	1/3	20 + 4	275 volts	10d.
64µF 275 volts	1/3	8 + 8	275 volts	1/6
500µF 30 volts	1/2	8 + 16	450 volts	1/9
800µF 15 volts	1/2	50 + 50	275 volts	2/-
500µF 25 volts	10d.	40 + 40 + 20	275 volts	2/1
1618/16, 350v	2/2	100/100, 50v	250µF, 50v	10d.
50/50/50, 350v	2/7	10,000µF, 12v	12,500µF, 30v	18/-
1,000µF, 70v	3/2	1,250µF, 50v	30,000µF, 30v	25/-
100/200, 275v	3/2	150/350, 300v	1,000µF, 15v	1/8
3,000µF, 35v	3/9	250/250, 325v	1,000µF, 18v	1/-
1,500µF, 50v	4/-	2000/2000, 25v	500µF, 16v	10d.

0.25µF	3 volt	5µF	50 volt	30µF	10 volt
1µF	6 volt	5µF	70 volt	32µF	18 volt
1µF	10 volt	5µF	70 volt	64µF	3 volt
1µF	15 volt	6µF	15 volt	40µF	6.4 volt
1µF	40 volt	6µF	15 volt	50µF	6 volt
1µF	50 volt	6µF	150 volt	50µF	9 volt
1.25µF	18 volt	6.4µF	40 volt	50µF	12 volt
2µF	3 volt	8µF	3 volt	64µF	2.5 volt
2µF	9 volt	8µF	3 volt	64µF	9 volt
2µF	15 volt	8µF	25 volt	100µF	3 volt
2µF	50 volt	8µF	350 volt	100µF	6 volt
2µF	70 volt	8µF	50 volt	100µF	9 volt
2µF	150 volt	8µF	275 volt	150µF	12 volt
2µF	350 volt	10µF	5 volt	150µF	25 volt
1µF	850 volt	10µF	10 volt	200µF	3 volt
2.5µF	16 volt	10µF	12 volt	200µF	4 volt
2.5µF	25 volt	10µF	25 volt	200µF	18 volt
3µF	3 volt	12µF	3 volt	200µF	16 volt
3µF	12 volt	12µF	20 volt	250µF	2.5 volt
3µF	25 volt	12.5µF	40 volt	250µF	12 volt
8µF	450 volt	16µF	30 volt	250µF	9 volt
3.2µF	6 volt	16µF	150 volt	250µF	25 volt
3.2µF	6.4 volt	20µF	3 volt	320µF	2.5 volt
3.2µF	64 volt	20µF	6 volt	350µF	9 volt
4µF	4 volt	20µF	9 volt	350µF	10 volt
4µF	12 volt	20µF	8 volt	400µF	15 volt
4µF	25 volt	25µF	6 volt	400µF	18 volt
4µF	64 volt	25µF	12 volt	500µF	4 volt
4µF	100 volt	25µF	15 volt	500µF	6 volt
5µF	6 volt	25µF	25 volt	640µF	2.5 volt
5µF	25 volt	30µF	6 volt	750µF	12 volt

All at 9/- per dozen. 20 per 10/- (four selection).

PAPER CONDENSERS

0.001µF	500 volt	0.02µF	600 A.C.	0.25µF	350 volt
0.001µF	1000 volt	0.02µF	350 volt	0.5µF	150 volt
0.002µF	500 volt	0.1µF	350 volt	0.5µF	350 volt
0.005µF	750 volt	0.1µF	750 volt	0.5µF	500 volt

All at 15/- per 100. 3/- per dozen.

MULLARD POLYESTER CAPACITORS ALL HALF PRICE

0.0022µF	400 volts	4d.	0.15µF	400 volts	7d.
0.0018µF	400 volts	4d.	0.22µF	160 volts	7d.
0.0015µF	400 volts	4d.	0.27µF	160 volts	8d.
0.0011µF	400 volts	4d.	0.055µF	125 volts	7d.
0.011µF	400 volts	4d.	1µF	125 volts	1/6

68pF Tubular pulse ceramic ... 6d. each.
 120pF Disc pulse ceramic ... 6d. each.

VERY SPECIAL VALUE! Silver Mica, Ceramic, Polystyrene Condensers. Well assorted. Mixed types and values. 10/- per 100.

RESISTORS. Give-away offer! Mixed types and values. 1 to 1 watt. 6/6 per 100 or 55/- per 1,000. Also 1 to 3 watt close tolerance. Mixed values. 7/6 per 100. 55/- per 1,000.
WIRE-WOUND RESISTORS. 1 watt, 3 watt, 6 watt. 6d. each. 7 watt and 10 watt 8d. each.

CONNECTING WIRE. THIN. P.V.C. INSULATED
 10yds 1/-; 100yds 7/6; 500yds 25/- (post 4/6); 1,000yds 40/- (post 6/-).

VALVES. BRAND-NEW AND BOXED. ROCK-BOTTOM PRICES!

DV37	5/10	EV36	5/10	ECL86	7/4
EACB90	6/5	EV87	5/10	ECL80	10/2
ECC82	6/5	PABC80	6/2	PL36	8/9
ECC83	6/5	PC97	5/10	PL81	7/4
ECL80	6/2	PCC84	6/5	PL83	7/4
ECL86	7/4	PCF80	7/4	PL84	5/0
EF80	6/2	PCF86	8/9	PL500	10/17
EF85	6/2	PCL82	7/4	PY32	7/10
EF183	8/2	PCL83	8/6	PY81	5/10
EF184	8/2	PCL84	7/4	PY82	4/1
EV61	5/10	PCL85	7/4	PY800	5/10

A further 10% discount will be given on lots of 50 of any one type

RECORD PLAYER CARTRIDGES
 Sonotone Mono 10/-; Acos Mono 12/6; Acos Stereo 17/6. All with needles.

Signal Injector Kit—10/-; Signal Tracer Kit—10/-.

Vero Board. All sizes in stock. Cutter and 5 boards 2 1/2in. x 1in. only 9/6.

Orders by post to:—
G. F. MILWARD, 17 PEEL CLOSE, DRAYTON BASSET, Staffs.
 Please include suitable amount to cover postage. Stamped addressed envelope must be included with any enquiries.
 For customers in the Birmingham area goods may be obtained from Rock Exchanges, 231 Alum Rock Road, Birmingham 8. (All POST orders to Drayton).

LOW-COST FIELD-EFFECT TRANSISTORS are now available, for immediate despatch, from 8/- each.

These top quality junction field-effect transistors are now available at a price comparable with that of valves, for use in AF and RF applications where space and efficiency are at a premium.

Brief specifications of a few of the many devices held in stock, are given below. For further information on these and a great many others send 2/6 P.O. for a copy of our FET "DATA SUMMARY", which will be available later this month.

Type	Channel	Pack-age	BV (max.) Volts	GSS (max.) nA	I DSS min. max. mA	y fs min. max.	C lss max.	Price
MPF 104	N	TO-92	25	1-0	1-0 5.0	1000/5000	7-0	8/-
MFE 2094	N	TO-72	50	0-1	0-4 1-4	350/700	6-0	26/3
2N 3819	N	TO-92	25	2-0	2-0 20	2000/6500	8-0	22/6
2N 3820	P	TO-92	20	20	0-3 15	600/5000	32	22/6
2N 3909	P	TO-72	20	10	0-3 15	1000/5000	32	20/3

We can also supply hundreds of other semiconductors and a comprehensive selection of electronic components, some of which are listed below:
TRANSISTORS: AF 106, 8/3; AF 139, 12/6; OC 29, 25/6; OC 35, 16/6; OCP 71, 24/-; NKT 212, 4/3; NKT 218, 3/11; NKT 271, 3/4; NKT 274, 3/4; NKT 676, 4/-; NKT 773, 4/8; 2G 302, 4/3; 2N 706, 3/9; 2N 2147, 16/6; 2N 2846, 10/6; 2N 2926 (yellow), 3/6; 2N 3563, 6/3; 2N 3838, 5/9; 2N 3640, 11/8; 2N 3646, 8/3; 2N 3702, 3/9; 2N 3703, 4/-, etc.
DIODES and RECTIFIERS: OA 91, 2/-; OA 95, 2/-; OA 200, 3/-; OA 202, 4/-; BYZ 11, 14/3; BYZ 12, 11/3; BYZ 13, 7/3; BZY 88/CV62, 6/-, etc.
VARICAP DIODES: BA 110 (8-12pf), 5/9; BA 111 (45-65pf), 7/3; BA 112, (80-120pf), 12/9, etc.
RESISTORS: 1/2W. Carbon film 5% 10 ohm-10 Megohm., 3/3 per doz. (min. qty.).
CAPACITORS: Electrolytic from 1/5. Polyester from 9d. Polystyrene from 10d. Tantalum from 3/8. Silver Mica from 9d. Send us a list of your requirements for a competitive quotation.
TRANSFILERS: Ceramic filters for use in transistor I.F. stages.
(INFORMATION ON REQUEST) TF-01D (470KHz), (Emitter Bypass), 7/-; TO-01D (470KHz) (Interstage Coupling), 8/9.

Please add 2/- postage and packing on all orders of £1 or less.

MAIL ORDER ONLY PLEASE TERMS: C.W.O. or C.O.D.
M. R. Clifford & Company (Components Dept.)
 209A Monument Road, Edgbaston, Birmingham, 18

P.S.: Are you on our mailing list? If not, send 2/- P.O. and receive our current transistor price list (800/2) and amendment bulletin, and further information as it becomes available.
 P.P.S.: We are now an ELECTRONIQUES DEALER which makes us a single supply source for almost every component need.

BI-PRE-PAK LTD

222-224 WEST ROAD, WESTCLIFF-ON-SEA ESSEX
 PHONE: SOUTHERD (0302) 46344

LOOK—TRANSISTORS 1/- EACH

SILICON ★ PLANAR ★ N.P.N. ★ P.N.P.
 All these types available

2N929	28131	2N696	2N1131
28501	28512	2N697	2N1132
2N2411	28102	2N1507	2N2906
2N726	28103	2N1613	2N2904
2N706	28104	2N1711	28731
2N706a	2N2220	2N1893	28732
2N3011			28733

Transistors	Price
AF114	4/-
AF115	3/-
AF116	3/-
AF117	4/-
AF118	3/8
AF119	3/8
AF178	10/-
BSY95A	5/-
OC23	7/6
OC23	10/-
OC25	8/-
OC28	5/-
OC28	7/6
OC35	5/-
OC36	7/6
OC41	2/6
OC42	2/6
OC44	1/11
OC45	1/9
OC71	2/6
OC72	2/6
OC73	5/-
OC81	2/6
OC81D	2/6
OC83	4/-
OC139	2/6
OC140	5/-
OC170	3/-
OC171	4/-
OC200	5/-
OC201	8/-
2N1302 or 3	4/-
2N1304 or 5	5/-
2N1306 or 7	2/6
2N1308 or 9	8/-

ALL TESTED AND GUARANTEED TRANSISTORS—UNMARKED. Manufacturers over-runs for the new PRE-PAK range.

NEW FROM THE U.S.A.

"TEXAS" Integrated Circuits

SN7360	Quadruple 2 Input Nand/Nor Gate	19/6
SN7430	8 Input positive Nand Gate	21/6
SN7302	Dual J-K Flip-Flop with pre-set	35/-
F.E.T.'s	Field Effect Transistors.	
2N3822	'N' Channel 4-lead	15/-

No.	PRE-PAKS	PRICE
A1.	6—Silicon rectifiers BY100 type	20/-
A2.	10—Relays mixed types and voltages	20/-
A3.	20—Mixed marked and tested trans.	20/-
B1.	50—Unmarked, untested, trans. new	10/-
B2.	30—Trans. new tested, but unmarked	10/-

★ ALL OUR SEMICONDUCTORS HAVE A WRITTEN GUARANTEE
 Send for our FREE lists and catalogue of all our products. Check your own equivalents with our free substitution chart.


FIRST EVER LOGIC KITS. Learn for yourself how computers work, even make one for yourself. Full instructions for a nougats and crosses machine, binary counters, timers, etc. L.1 5 gns. L.2 10 gns. No need to purchase both kits, you can start with L.2, which incorporates L.1. DETAILS FREE.

NO CONNECTION WITH ANY OTHER FIRM. MINIMUM ORDER 10/- CASH WITH ORDER PLEASE, add 1/- post and packing. OVERSEAS ADD EXTRA FOR AIRMAIL.

G3NAP AMATEUR RADIO G3PQQ SPECIALISTS

Eddystone E A 12

Amateur Band Communications receiver



The Amateur bands double-conversion superheterodyne receiver, for a.m., c.w., and s.s.b. reception. For all Amateur Bands from 160m through to 10m (inclusive) in nine 600 Kc/s wide bands. £185. S.A.E. Illustrated Brochure. See your new EA12 demonstrated at:

SWANCO PRODUCTS LTD.—THE AMATEUR RADIO SPECIALISTS SHOP—THE WIDEST RANGE OF AMATEUR COMMUNICATIONS TRANSMITTERS AND RECEIVERS IN THE MIDLANDS—IN STOCK

SWANCO PRODUCTS LTD
 247 HUMBER AVENUE
 COVENTRY

Open all day Saturday Tel: COV 22714

NORTH COURT AMPLIFIERS



30 WATT AMPLIFIER. A versatile amplifier of outstanding quality. The output of 30 Watts is ideal for Clubs, Factories, Public Address Groups etc.

Four input jack sockets, two high, two low gain are provided to enable mixing.

Loudspeaker can be either 3 or 15 ohm, tone is variable by separate bass and treble controls.

12mV is the minimum required for full output. A.C. mains only 200/250 volts 50 c/s. Six valves, two EF86, one ECC83, one GZ34, two EL34 are used.

A well designed and robust cover can be supplied for those wishing to transport the amplifier at 25/6.

Retail Price £19.17.6

ALSO AVAILABLE

15 Watt amplifier at £15.19.6. Cover can be supplied at 19/11.

5 Watt amplifier at £6.19.11. Cover can be supplied at 12/6.


★ Available from most dealers, but if in difficulty write for name of nearest stockist and fully illustrated brochure to

North Court (Electrical Bradford) Ltd
 South Park Mills Pudsey Yorkshire

★ Trade Enquiries Invited.

1/2 PRICE SPECIAL RADIO CHASSIS OFFERS

HI-FI KUBA ROYAL
STEREOPHONIC TUNER AMPLIFIER



High Fidelity stereo/tuner amplifier. A four wave band tuner unit integrated with a powerful 16 watt high fidelity push-pull stereo amplifier. The most advanced comprehensive chassis yet designed. 8 Piano Key Selectors.

Separate bass and treble controls. Full tape recording and play back facilities. Complete with a 4 speaker system (2-4in. tweeters, 2-10in. bass speakers) plus BSR 4 speed record changer. Model UAT0 with ceramic cartridge and diamond stylus. Fully guaranteed for one year including all valves.

Special Package offer only £74.5.0. (Chassis only 49j Gns.)

Terms

£18.11.3 deposit followed by 24 Monthly Payments of £2.18.0 (total H.P. £88.3.3) + 17/6 P. & P. Send £19.8.9 NOW.

For other stereophonic equipment see page 625.



EQUIPMENT CABINETS
OF DISTINCTION

- Illustrated in this advertisement is just one fine cabinet from the Lewis Radio Range.
- Each Lewis Radio Cabinet is carefully made by British Craftsmen and soundly constructed from the best materials available.
- Fill in coupon below to obtain FREE catalogue showing this wonderful range of cabinets.



Lowflex

FREE THE NEW LEWIS RADIO CATALOGUE

Designed to assist your choice of Cabinet.

The New Lewis Radio Cabinet Catalogue—the most comprehensive ever prepared. Sent absolutely FREE!

Also available comprehensive range of stereophonic radiogram chassis and matching equipment. See page 625

Please send your FREE cabinet catalogue
Stereophonic equipment leaflets

NAME

ADDRESS

..... (Dept. P127)

Capitals please

Personal callers welcome

LEWIS radio

LEWIS RADIO, 100, CHASE SIDE, SOUTHGATE
LONDON, N.14. Telephone: PAL 3733/9666

4-STATION INTERCOM



£6/9/6

Solve your communication problems with this 4-Station Transistor Intercom system (1 master and 3 Subs), in de-luxe plastic cabinets for desk or wall mounting. Call/talk/listen from Master to Subs and Subs to Master. Ideally suitable for Business, Surgery, Schools, Hospital, Office and Home. Operates on one 9V battery. On/Off switch. Volume control. Complete with 3 connecting wires each 66ft. and other accessories. P. & P. 6/6.

WIRELESS INTERCOM

No batteries—no wires. Just plug in the mains for instant two-way, loud and clear communication. On/off switch and volume control. Price 8 gns. post paid.

INTERCOM/BABY ALARM



Originally 8 gns.
OUR PRICE NOW 57/6

Same as 4-Station Intercom for two-way instant communication. Ideal as Baby Alarm and Door Phone. Complete with 66ft. connecting wire. Battery 2/6. P. & P. 3/6.



Usually 55/-

Why not boost business efficiency with this incredible De-luxe Telephone Amplifier. Take down long telephone messages or converse without holding the handset. A useful office aid. On/off switch. Volume Control. Battery 2/6 extra. P. & P. 2/6. Full price refunded if not satisfied in 7 days.

WEST LONDON DIRECT SUPPLIES (PW/12)
169 KENSINGTON HIGH STREET, LONDON W.8

TV TUBES

REBUILT & RESCREENED

by Britain's largest
independent Tube

Rebuilder

MIDLAND TUBES LTD.

467/483 Oldham Road, Manchester, 10

Tel.: Collyhurst 4412

SUFFOLK TUBES LTD.

1/3 Upper Richmond Road, Putney,
London, S.W.15

Tel.: Vandyke 4304/5267

Arden (Radio) every transistor we sell is comprehensively guaranteed (12 months). Top manufacturers, new, tested products only:—

AC128, 128; OC44, 45, 71, 81 81D	4/-
OC170, 171, BC108, 109; AF126, 127	4/8
BC107, (replaces 50 other N.P.N.'s)	5/-
M/W Tuner; transistorised, miniature, and complete with 12 months guarantee	23
Many other items in stock Lists	6d


Always by return of post.

C.W.O. Mail Order only to:—

280 Croxted Road - London S.E.24

BUY THIS BEST SELLER

TV FAULT FINDING
405/625 LINES



REVISED & ENLARGED

Edited by J. R. Davies

124 pages ONLY 8/6

Over 100 illustrations, including 60 photographs of a television screen after the appropriate faults have been deliberately introduced.

Comprehensive Fault Finding Guide cross-referenced to methods of fault rectification described at greater length in the text.

Price 8/6 from your Bookseller

or post this Coupon together with remittance for 9/2 (to include postage) to

DATA PUBLICATIONS LTD.
57 Maida Vale, London W.9

Please send me the 4th revised edition of TV Fault Finding. Data Book No. 5.

I enclose cheque/crossed postal order for.....

NAME

ADDRESS

BLOCK LETTERS PLEASE

NEW VALVES!

Guaranteed Set Tested
24-HOUR SERVICE

IR5	4/8	DL96	5/11	EY51	5/8	PL500	12/8
1R5	3/9	DY86	5/8	EY86	5/8	PY32	5/8
1T4	2/8	DY37	5/8	EZ40	6/8	PY33	5/8
8S4	5/6	EABC90	5/8	EZ80	3/8	PY81	5/-
8V4	5/6	EBC41	7/8	EZ81	4/-	PY82	4/9
6AQ5	4/8	EBF80	5/9	GZ32	3/9	PY83	5/3
6F1	6/8	EBF89	5/8	KT61	6/3	PY800	5/11
6L18	6/8	ECC81	3/8	N78	14/8	PY801	5/11
10F1	9/8	ECC82	4/8	PC88	7/8	R19	6/8
10P13	10/8	ECC83	4/8	PC88	7/8	U26	10/9
12K9GT	7/-	ECC85	4/8	PC97	5/8	U26	10/9
20F2	9/-	ECC86	4/8	PC900	7/8	U191	10/8
20P1	7/8	ECH42	8/9	PC84	5/8	UABC80	5/-
30P4	11/-	ECH81	6/8	PC89	9/9	UAF42	6/11
30P19	11/-	ECH84	6/8	PC189	8/-	UBF89	5/9
DAC32	8/9	ECL80	6/8	PCF80	6/8	UCC84	7/9
DAF91	3/9	ECL82	8/-	PCF82	5/9	UCC85	6/-
DAF96	5/11	ECL86	7/8	PCF801	8/-	UCF80	8/-
DF32	7/8	EF39	3/8	PCL82	6/8	UCH42	3/8
DF91	3/9	EF80	4/9	PCL83	3/8	UCH81	5/9
DF96	5/11	EF85	5/-	PCL84	7/-	UCL82	6/9
DK32	7/-	EF86	6/-	PCL85	8/8	UCL83	3/8
DK91	4/8	EF89	4/9	PFL20012/8		UF41	7/9
DK96	6/8	EF183	6/-	PL36	3/-	UF89	5/8
DL33	6/8	EF184	5/8	PL81	6/8	UL41	3/8
DL35	4/9	EL33	3/8	PCL82	5/9	UL84	6/-
DL92	4/8	EL41	8/-	PL83	5/11	UY41	5/8
DL94	5/8	EL84	4/8	PL84	6/-	UY85	4/8

Postage on 1 valve 9d. extra. On 2 valves or more, postage 6d. per valve extra. Any parcel insured against damage in transit 6d. extra. Office address, no callers.

GERALD BERNARD

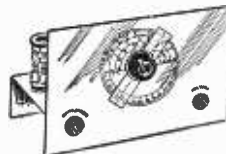
83 OSBALDESTON ROAD
STOKE NEWINGTON
LONDON, N.16

ELECTRONICS GALORE! in the dca CATALOGUE

THE CONVENIENT WAY TO SHOP FOR ALL YOUR ELECTRONIC NEEDS. EVERYTHING FROM SINGLE COMPONENTS TO COMPLETE EQUIPMENT ALL AT BEST VALUE PRICES.

SEND 2/6 NOW FOR YOUR COPY TO:
dca ELECTRONICS LIMITED
28 UXBRIDGE ROAD, EALING, W.5

LISTEN TO THE WORLD ON TELSTAR our



1-VALVE SHORT WAVE RADIO

Receives speech and music from all over the world. Price includes valve and one coil covering 40-100 metres. Can be extended to cover 10-100 metres. Can be converted to 2 or 3 valve and all-mains speaker use. **35/-** P. & P. 2/- Total building costs. All parts available separately.

POCKET RADIO

Covers Medium waveband. No batteries needed. Complete with earpiece. **Only 12/6** P. & P. 2/-

MAINS POWER PACKS

The ideal economical and safe way of running any Transistor Radio, Record Player, Tape Recorder, Amplifier, etc. from A.C. Mains. The MAJOR "Power Plus" for 9v., 4v., 3v., 1.5v. Single Output. P. & P. 2/6 **39/6** For 9v. + 9v.; 6v. + 6v.; 4v. + 4v. Two separate outputs. P. & P. 2/6 **42/6** Please state outputs required. The BIJOU "Power Plus". For the smaller set using PP3 type battery. P. & P. 2/6 **17/6**

NOW AVAILABLE — MAINS POWER PACK FOR CASSETTE RECORDER For use with Philips, Stella and all types operating on 74 volts. Complete with DIN 45/- plug, ready to use. P. & P. 2/6. ONLY All units are completely isolated from mains by double wound transformer ensuring 100% safety.

FOR THE CONSTRUCTOR!

Crystal Radio 8/6 M.W. Tape Tuner 20/- with case. for your recorder. Supplied with easy to follow instructions. All parts available separately.

R.C.S. PRODUCTS (RADIO) LTD.
(Dept. P.W.), 11 Oliver Road, London, E.17

"GLOBE-KING"

2-4 Metres 10-180 Metres

ALL TRANSISTOR

AMATEUR VHF and SHORT-WAVE KITS

Send stamped addressed envelope for free copy interesting literature describing latest products: Unique VHF kit model SR2/P, 70-150 Mcs., 69/6 p.p. 4/-, Short-Wave kit model TR2, 79/6 p.p. 5/-, "Mini-Amp" self-contained, cabinet size a mere 4" x 3 1/4" x 2", 139/6 p.p. 4/-, Despatch: Within 21 days from receipt of order. Overseas enthusiasts send local stamp for literature and special postal charges for your particular country: Sole makers "Globe-King" (Regd.) products: Tel.: 24864; Est. 1943.

JOHNSONS (RADIO)

St. Martins Gate, Worcester

RESISTORS

1/2 watt carbon film 5%.

All preferred values in stock from 10 ohms to 10 megohms. 2d. each. Send S.A.E. for free sample

CAPACITORS

Mullard miniature metallised polyester P.C. mounting, all 250V d.c. working, 0-01mF, 0-022mF, 0-047mF, 0-1mF, 0-22mF, all at 6d. each.

Hunts tubular 0-1mF, 200V working at 3d. each.

Send 6d. stamp for extensive list of low-priced Electronic Components, Instruments and Equipment.

Please include 1/- postage and packing on all orders under £1. Dept. P.W.1.

BRENSAL ELECTRONICS LTD.
CHARLES STREET, BRISTOL

H.A.C. SHORT-WAVE KITS

NEW RELEASE: MODEL "DX"



Famous for over 30 years for Short-Wave Equipment of quality, "H.A.C." were the original suppliers of Short-Wave Receiver Kits for the amateur constructor. Over 10,000 satisfied customers—including Technical Colleges, Hospitals, Public Schools, R.A.F., Army, H.M.S., etc.

IMPROVED 1967 RANGE

One-valve model "DX", complete kit—price 56/6 (Postage and packing 3/6).

Customers say: "Definitely the best one-valve S.W. Kit available at any price." This kit contains all genuine short-wave components, drilled chassis, valve, accessories and full instructions. Ready to assemble, and of course, as all our products—fully guaranteed. Full range of other S.W. kits still available, including the famous model "K" (recommended by radio clubs). All orders despatched by return. (Mail order only.) Send now for a descriptive catalogue, order form, etc., to—

"H.A.C." SHORT-WAVE PRODUCTS
29 Old Bond Street, London W.1

STELLA NINE RANGE CASES

Manufactured in Black, Grey, Lagoon or Blue Stelvetite and finished in Plastic-coated Steel, Morocco Finish. The frame is of Dura with Aluminium end plates. Rubber feet are attached and there is a removable back plate with removable Aluminium front panel.

LIST OF PRICES AND SIZES
which are made to fit Standard Alloy Chassis

Width	Depth	4" Height		6" Height		7 1/2" Height	
		s	d	s	d	s	d
6 1/2"	3 1/2"	10	0	12	6	14	6
6 1/2"	4 1/2"	11	6	14	6	16	6
8 1/2"	8 1/2"	12	6	16	0	17	9
8 1/2"	6 1/2"	17	9	1	6	1	6
10 1/2"	7 1/2"	1	3	0	1	8	0
12 1/2"	3 1/2"	17	9	1	9	1	4
12 1/2"	5 1/2"	1	2	3	1	7	0
12 1/2"	8 1/2"	1	8	9	1	14	6
14 1/2"	3 1/2"	1	0	6	1	5	0
14 1/2"	9 1/2"	1	15	0	2	4	9
16 1/2"	6 1/2"	1	11	0	1	17	0
16 1/2"	10"	1	19	3	2	10	0

CHASSIS in Aluminium, Standard Sizes, with Gasket Plates

Sizes to fit Cases		All 2 1/4" Wafts	
s	d	s	d
6" x 3"	5 6	10" x 7"	8 6
6" x 4"	5 9	12" x 3"	6 9
8" x 3"	6 6	12" x 5"	7 6
8" x 6"	7 9	12" x 8"	10 9

Post on all orders 3/-.

E. R. NICHOLLS

Manufacturer of Electronic Instrument Cases

46 LOWFIELD ROAD
STOCKPORT, CHESHIRE

Tel: STOCKport 2179

GO AROUND THE WORLD
PART 1
PART 2
PART 3
PART 4
PART 5
PART 6
PART 7
PART 8
PART 9
PART 10
PART 11
PART 12
PART 13
PART 14
PART 15
PART 16
PART 17
PART 18
PART 19
PART 20

39/6
£2
POST FREE

On your own
TRANSISTOR PORTABLE!
★ Boosts Luxembourg and "Pop" stations
★ No Plugs—No Connectional Just place Dewtron Wave Trap near radio.
★ Extends Battery life — reduces 'fading'.
★ Use in car, caravan, without aerial.
★ With PPS battery (life several months).
D.E.W. LTD., Dept. P.W., Ringwood Road, FERNDOWN, Dorset.

PLEASE MENTION
"PRACTICAL WIRELESS"
WHEN REPLYING TO
ADVERTISEMENTS

BI-PAK SEMICONDUCTORS

8 Radnor House
93/97 Regent St
(DEPT S) London W1

Minimum Order 10/-. CASH WITH ORDER PLEASE.
Add 1/- postage and packing per Order. GUARANTEED by
return postal service. Overseas add extra for Airmail.

Our vast stocks change daily with hundreds of Semiconductor
bargains becoming available. Just send 2/6 to cover 3 months
mailing of our latest stock lists, eqvt. charts, circuits, etc.

NEW AND TESTED VALUE PAKS

One 10/- pack of your own choice free with orders valued £4 or over.	
2 Drift Trans. 2N1225 Germ. PNP 100 Mc/s..	10/-
6 Matched Trans. OC44/45/81/81D	10/-
16 Red Spot AF Trans. PNP	10/-
16 White Spot RF Trans. PNP	10/-
5 Silicon Rects. 3A 100-400 PIV	10/-
2 10A Silicon Rects. 100 PIV	10/-
2 OC139 Trans. NPN Switching	10/-
1 12A SCR 100 PIV	10/-
3 Sil. Trans. 2S303 PNP	10/-
12 Assorted Computer Diodes	10/-
4 NPN Med. Speed Switching Trans.	10/-
4 Zener Diodes 250mW 8-12V	10/-
5 20417 Trans. Eqvt. AF117	10/-
3 200 Mc/s Sil. Trans. NPN BSY26/27	10/-
2 Bi-directional Trans. ASY66 PNP	10/-
3 Zener Diodes 400mW 33V 6% Tol.	10/-
4 High Current Trans. OC42 Ep.	10/-
2 Power Transistors 1 OC26 1 OC35	10/-
5 Silicon Rects. 400 PIV 250mA	10/-
4 OC75 Transistors Mullard Type	10/-
3 NPN Silicon Trans. 70 Mc/s	10/-
1 Power Trans. OC20 100V	10/-
4 OA202 Sil. Diodes Sub-min.	10/-
2 Low Noise Trans. NPN 2N929/30	10/-
1 Sil. Trans. NPN VCB 100 TK26	10/-
8 OA81 Diodes (CV448)	10/-
4 OC72 Transistors Mullard Type	10/-
4 OC77 Transistors Mullard Type	10/-
5 Metal Alloy Transistors Mal Type	10/-
4 Sil. Rects. 400 PIV 500mA	10/-
5 GET884 Trans. Eqvt. OC44	10/-
5 GET883 Trans. Eqvt. OC45	10/-
2 GET20 Germ. PNP Trans. with Heat-sink	10/-
3 VLF Sil. Epoxy Trans. NPN 100 Mc/s	10/-
2 2N708 Sil. Trans. 300 Mc/s NPN	10/-
5 GT41/45 Germ. Trans. PNP Eqvt. OC71	10/-
3 GT31 LF Low Noise Germ. Trans. PNP	10/-
6 IN914 Sil. Diodes 75 PIV 75mA	10/-
8 OA95 Germ. Diodes Sub-min. IN69	10/-
3 NPN Germ. Trans. NKT773 Eqvt. AC130	10/-
2 OC22 Power Trans. Germ.	10/-
2 OC25 Power Trans. Germ.	10/-
2 OC73 Mullard Trans.	10/-
4 AO128 Trans. PNP High Gain	10/-
2 AO127/128 Comp. pair PNP/NPN	10/-
10 Assorted Gold Bonded Diodes	10/-
6 TK22C Germ. Switching Trans.	10/-

3 2N1307 PNP Switching Trans.	10/-
20 Germ. Diodes General Purpose	10/-
7 CG62H Germ. Diodes Eqvt. OA71	10/-
4 AC126 Germ. PNP Trans.	10/-
3 AF116 Mullard Type Trans.	10/-
12 Assorted Germ. Diodes Marked	10/-
1 30 Amp Power Rectifier 100 PIV	10/-
4 AC126 Germ. PNP Trans.	10/-
5 1 Amp Germ. Rect. 200 PIV	10/-
1 ORP61 Photo-conductive cell	10/-
4 Silicon Rects. 100 PIV 750mA	10/-
3 AF117 Trans. Mullard Type	10/-
7 OC81 Type Trans.	10/-
3 OC171 Trans. Mullard Type	10/-
3 2N2926 Sil. Epoxy Trans.	10/-
7 OC71 Type Trans.	10/-
2 GET9 Power Trans. 60Vob. 8A	10/-
25 Trans. Heatinks Kit TO18, 8012, etc.	10/-
1 TK400A Power Germ. Trans. ADY22	10/-
2 28701 Sil. Trans. Texas	10/-
2 BFY16 Sil. Trans. STC	10/-
2 Zeners 22A150F, 15V 1W	10/-
3 BCY43 Sil. Trans. 100 Mc/s	10/-
3 12 Volt Zeners 400mW	10/-
2 GHT571 Germ. Trans. OC28	10/-
2 10A 600 PIV Sil. Rects. 18429E	10/-
3 BC108 Sil. NPN High Gain Trans.	15/-
2 Zener Diodes 25W 18 and 22V	15/-
1 2N910 NPN Sil. Trans. VCB100 80 Mc/s	15/-
2 1000 PIV Sil. Rect. 1-6A R5310 AF	15/-
3 High Volt AF Trans. PNP ACY17	15/-
3 BSY95A Sil. Trans. NPN 200 Mc/s	15/-
3 OC200 Sil. Trans. Mullard	15/-
2 Sil. Power Rects. BYZ13	15/-
1 Sil. Power Trans. NPN 100 Mc/s TK201A	15/-
6 Zener Diodes 3-15V Sub-min.	15/-
1 2N1132 PNP Epitaxial Planar Sil. Trans.	15/-
2 2N697 Epitaxial Planar Trans. Sil.	15/-
4 Germ. Power Trans. Eqvt. OC16 Mullard	15/-
1 Unijunction Trans. 2N2648 Eqvt. D5E29	15/-
2 Sil. Trans. 200 Mc/s 60Vob ZT32/34	15/-
1 Sil. Planar Trans. NPN 100 Mc/s BSY25	15/-
1 Sil. Trans. 18104 150 Mc/s HFE 200 NPN	15/-
2 SCRs 50 PIV 1A TO 5 can	15/-
1 Tunnel Diode IN3720 (TD5) G.E.	15/-
1 Unijunction Trans. 2N2160 TO-5 can G.E.	15/-
2 Sil. Rects. 5A 400 PIV Stud Type	15/-
2 Germ. Power Trans. OC28/29	15/-
1 10A Sil. Stud Rect. 800 PIV	15/-
1 Tunnel Diode ABEY11 1050 Mc/s STC	15/-
2 2N2712 Sil. Epoxy Planar HFE225 max.	15/-
1 2N1267 PNP Sil. Planar TO-5 can	15/-
6 BY100 Type Sil. Rects.	20/-

BI-PAK EXCLUSIVE-SILICON TRANS.

Price	2/-	1/9	1/6	1/3	1/-
Qty.	1-24	25-99	99-499	500-999	1000 up

SILICON PLANAR DIODES. 1/- (1-99); 10d. (100-499)
60 P.I.V. 200mA, Sub-min. 9d. (500-999); 7d. (1000 up)
ALL BRAND NEW—TESTED AND GUARANTEED.
Full Data and List of possible Replacements available.

AF117	3/6	M	D	OA91	1/3
AF139	10/-	U	E	OA182	1/6
AF212	10/-	L	V	OA200	3/-
BC107	6/-	L	V	OA203	3/8
BC108	5/-	L	V	OC44	1/9
BFY50	10/-	L	I	OC45	1/9
BFY61	7/6	A	C	OC71	2/3
BFY63	10/-	R	E	OC73	3/-
OA5	1/9	R	E	OC76	3/-
OA10	1/9	D	S	OC81D	2/3
OA47	2/-	BRAND	NEW	OC82D	2/3
OA70	1/3	NEW		OC170	2/6
OA79	1/9			OC200	4/-
OA81	1/6			OC201	7/6
OA85	1/6			OCF12	6/6

NEW - UNTESTED DEVICES - NEW

120	Glass Sub-Min.	GERM. DIODES	10/-
50	Mixed Germ.	TRANSISTORS	10/-
20	Mixed Volts	ZENERS	10/-
30	NPN, PNP, MIXED	SILICON TRANS.	10/-
60	200mA Sub-Min.	SILICON DIODES	10/-
20	Germ. 1 Amp.	RECTIFIERS	10/-
40	Like OC81 AC 128	TRANSISTORS	10/-
10	2 Amp. Stud	SIL. RECTIFIERS	10/-
25	Sil. NPN, 200 Mc/s	TRANSISTORS	10/-
18	Top-Hat 750mA	SILICON RECT.	10/-
75	Germ. Diodes	GOLD BONDED	10/-
10	1 Amp. 50-400 PIV	SCR's	20/-

THE 1968 CALL BOOK

NOW OUT!

(RSGB)
This lists all the British Amateur Radio call-signs up to G3WOM, and also includes amateur TV stations, call-signs of foreign amateurs possessing licences in this country, and Irish calls. It is also a valuable source of information on DX prefixes and beam headings, the Q-code, band plans, and radio clubs in the British Isles.

6/-

6/6 post paid

RADIO DATA REFERENCE BOOK (RSGB)

Compiled by G. R. Jessop, AMIERE, G6JP

New second edition

Designing receivers, transmitters, or just adjusting them usually calls for considerable juggling of formulae. This new Reference Book not only provides most of the information that you would require, but also simplifies the task with numerous charts and tables. Power supply design, aerial arrays, transmission lines, etc. increase its scope, and the book even extends to TV channels, in this country and abroad, Great Circle calculations, and meteorological data. Invaluable.

12/6

13/6 post paid

WORLD AT THEIR FINGERTIPS (RSGB)

By J. Clarricoats, OBE, G6CL

This is the first and only complete story of the evolution of radio, and latterly Amateur Radio, in this country to be published. It begins by acknowledging the early experiments conducted by Michael Faraday etc., and draws into an entertaining account of notable events and progress through the two wars. Two styles have been published: a hardbound library version and a paperback, both containing 308 pages. 45/- (hardbound), 47/- post paid 12/6 (paperback), 14/- post paid

Further details of the Society's range of publications, and information on membership, may be obtained on application to:

RADIO SOCIETY of GREAT BRITAIN, Dept. PW.
28 LITTLE RUSSELL STREET, LONDON, W.C.1

YOUR CAREER in RADIO & ELECTRONICS ?

Big opportunities and big money await the qualified man in every field of Electronics today—both in the U.K. and throughout the world. We offer the finest home study training for all subjects in radio, television, etc., especially for the CITY & GUILDS EXAMS (Technicians' Certificates); the Grad. Brit. I.E.R. Exam.; the RADIO AMATEUR'S LICENCE; P.M.G. Certificates; the R.T.E.B. Servicing Certificates; etc. Also courses in Television; Transistors; Radar; Computers; Servo-mechanisms; Mathematics and Practical Transistor Radio course with equipment. We have OVER 20 YEARS' experience in teaching radio subjects and an unbroken record of exam. successes. We are the only privately run British home study College specialising in electronic subjects only. Fullest details will be gladly sent without any obligation.

To: British National Radio School, Reading, Berks.

Please send FREE BROCHURE to:

NAME.....Block

ADDRESS.....Caps.

.....Please

12/67

BRITISH NATIONAL RADIO SCHOOL

The following blueprints are available from stock. Descriptive text is not available but the date of issue is shown for each blueprint. Send, preferably, a postal order to cover cost of the blueprint (stamps over 6d. unacceptable) to Blueprint Department, Practical Wireless, George Newnes Ltd., Tower House, Southampton Street, London, W.C.2.

The Strand Amplifier }	(Oct. 1962)	5/-	The Celeste 7-transistor Portable Radio }	(June 1963)	5/-
The PW Signal Generator }			The Spinette Record Player }		
The Berkeley Loudspeaker Enclosure }	(Dec. 1962)	5/-	Transistor Radio Mains Unit }	(June 1964)	5/-
The Luxembourg Tuner }			7 Mc/s Transceiver }		
The PW Troubadour }	(June 1962)	7/6	The Citizen (December 1961) }		5/-
The PW Everest Tuner }			The Mini-amp (November 1961) }		5/-
The PW Britannic Two }	(May 1962)	6/-	The Beginner's Short Wave Superhet (Dec. 1964) }		5/-
The PW Mercury Six }			The Empire 7 Three-band Receiver (May 1965) }		5/-
Beginner's Short Wave Two S.W. Listener's Guide }	(Nov. 1963)	5/-	Electronic Hawaiian Guitar (June 1965) }		5/-
PW "Sixteen" Multirange Meter Test Meter Applications Chart }	(Jan. 1964)	5/-	Progressive SW Superhet (February 1966) }		5/-
			Beginner's 5-Band Receiver }	(Dec. 1966)	5/-
			Home Intercom Unit }		

PLEASE NOTE THAT WE CAN SUPPLY NO BLUEPRINTS OTHER THAN THOSE SHOWN IN
★ THE ABOVE LIST. NOR ARE WE ABLE TO SUPPLY SERVICE SHEETS FOR COMMERCIAL ★
RADIO, TV OR AUDIO EQUIPMENT.

Before using the query service it is important to read the following notes:

The PW Query Service is designed primarily to answer queries on articles published in the magazine and to deal with problems which cannot easily be solved by reference to standard text books. In order to prevent unnecessary disappointment, prospective users of the service should note that:

(a) We cannot undertake to design equipment or to supply wiring diagrams or circuits, to individual requirements.

(b) We cannot undertake to supply detailed information for converting war surplus equipment, or to supply circuitry.

(c) It is usually impossible to supply information on imported domestic equipment owing to the lack of details available.

(d) We regret we are unable to answer technical queries over the telephone.

(e) It helps us if queries are clear and concise

(f) We cannot guarantee to answer any query not accompanied by the current query coupon and a stamped addressed envelope.

QUERY COUPON

This coupon is available until 8th December, 1967 and must accompany all queries in accordance with the rules of our Query Service
PRACTICAL WIRELESS, DECEMBER 1967

31 Leo

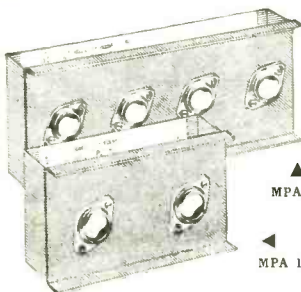
NEW! SOLID STATE HIGH FIDELITY EQUIPMENT BRITISH MADE

POWER AMPLIFIERS — PRE-AMPLIFIERS — POWER SUPPLY

We proudly present this new range of Audio Equipment developed from Dinsdale MKII — each unit or system will compare favourably with other professional equipment selling at much higher prices. Brief details are below:



MP3
SP6-2



MPA 25
MPA 12/15

System	Comprising	Price
★ A	5 watt mono for 3/5 ohm speakers	£10.3.0
★ 1	12 watt mono for 3 to 5 ohm speakers	£13.17.6
★ 2	12 watt mono for 12 to 16 ohm speakers	£14.12.6
★ 4	24 watt mono two channel for 12 to 16 ohm speakers	£20.15.0
★ 8	20 watt mono/stereo for 12 to 16 ohm speakers	£24.0.0
★ 9	24 watt mono/stereo for 3 to 5 ohm speakers	£26.15.0
★ 14	40 watt mono/stereo for 7 to 16 ohm speakers	£29.10.0

All systems are complete with Dial Plate and Knobs. Units may be purchased separately.

COMPLETE FULLY ILLUSTRATED BROCHURE FREE ON REQUEST


THE FINEST VALUE IN HIGH FIDELITY — CHOOSE A SYSTEM TO SUIT YOUR NEEDS AND SAVE POUNDS



VHF FM TUNER
87/105 Mc/s Transistor Superhet. Gearing tuning. Terrific quality and sensitivity. For valve or transistor amplifiers. 4 x 3 1/2 x 2 1/2 in. Complete with dial plate. 5 Mullard Transistors. Plus 4 Diodes. (Cabinet Assembly 20/- extra).
TOTAL COST TO BUILD £6.19.6 P.P. 2/6



REGENT-6 MW/L POCKET RADIO TO BUILD
6-Transistor superhet Gearing tuning. Push-pull speaker output. Moulded Cabinet 5 x 3 x 1 1/2 in.
TOTAL COST TO BUILD £3.9.6 P.P. 2/-
Full tuning on both bands.



FM STEREO DECODER
7 Mullard Transistors. Printed Circuit Design with Stereo Indicator. For use with any valve or transistor FM. Uses pot cores to Mullard design and Per. and silicon transistors. As used by B.B.C. and G.P.O.
Complete Kit Price £5.19.6 P.P. 2/-

TOURMASTER TRANSISTOR CAR RADIO British Made




7-Transistor MW/LW Car Radio. 12 volt operated. 3 watt output. Push-button wavechance. RF stage. Supplied built, boxed, ready to use with Speaker and Battery. Car fixing kit and manufacturers' current guarantee. Special Bargain Offer. Buy Now!
LIST PRICE 15 GNS. £7.19.6 P.P. 4/6
Push-button version £11.19.6 P.P. 4/6

BUILD A QUALITY TAPE RECORDER



3-speed version using '363' decks
★ **TWO-TRACK**. Deck £10.10.0. Martin Amplifier. £14.19.6. Cabinet and speaker 7 gns. Complete kits with FREE 7in. 1.200ft. tape, spare spool. **TODAY'S VALUE £45 27 gns.** P.P. 15/-
★ **FOUR-TRACK**. Deck £13.10.0. Martin Amplifier £14.19.6. Cabinet and speaker 7 gns. Complete kits with FREE 7in. 1.200ft. tape, spare spool. **TODAY'S VALUE £50 30 gns.** P.P. 15/-



7-TRANSISTOR MW-LW SUPERHET PORTABLE NEW!

New printed circuit design with full power output. Fully tunable on both mw/lw bands. 7 Mullard transistors, push-pull circuit. Fitted 5 inch speaker, large ferrite aerial. Easy to build with terrific results. All local and Continental stations.
TOTAL COST TO BUILD £6.19.6 P.P. 3/6

MW/LW QUALITY TRANSISTOR RADIO TUNER



Fully tunable superhet with excellent sensitivity and selectivity. Output up to 1 volt peak. Complete with front panel, etc. 9 volt operated. For use with any amplifier or tape recorder.
TOTAL COST TO BUILD £3.19.6 P.P. 2/6



GLOBEMASTER

6-Mullard Transistors. 7 x 4in. speaker. Very sensitive, excellent coverage. Full 3-waveband tuning. Push-button wavechance. Superhet printed circuit. Black-chromed cabinet 11 x 7 x 3 1/2 in. (SW 17-50 metres). Ear/Record sockets. 1 watt push-pull output.
TOTAL COST £7.19.6 P.P. 3/6

TRANSISTORS

- ★ **LARGEST RANGE—OVER 650 TYPES**
 - ★ S.C.R.'s from 5/-
 - ★ Field Effect Transistors from 9/6
 - ★ Power Transistors from 5/-
 - ★ Diodes and Rectifiers from 2/-
- Send for Free List No. 36.
24 page Illustrated Brochure on the above including Valves and Quartz Crystals 1/- post paid.

GARRARD RECORD DECKS

COMPLETE RANGE IN STOCK



FROM £4.9.6.
Send for illustrated brochure.

BUILD THESE PW/PE DESIGNS PARTS LIST & PRICES ON REQUEST

- EXPLORER (less chassis) 62/6
- With drilled chassis and case 85/-
- THYRISTOR POWER CONTROLLER 39/6
- SCREEN WIPER 42/6
- PHOTO FLASH SLAVE UNIT 42/6
- SOLID STATE IGNITION £6.19.6
- SWITCHED FM TUNER 75/-
- MUSIC BOX £4.19.6
- STABILISED POWER SUPPLY (Post and Packing 2/6 extra)

CATALOGUE

1967 EDITION 225 pages
6,000 items, 1,000 illustrations

- ★ 20 pages of transistors and semiconductor devices, valves and crystals.
 - ★ 150 pages of components and equipment.
 - ★ 50 pages of microphones, decks and Hi-Fi equipment.
- The most comprehensive—Concise—Clear components Catalogue in Gt. Britain. Complete with 10/- worth Discount Vouchers Free with every copy.

Send today 8/6 Post paid

Full details on all advertised products FREE on request

MAYFAIR PORTABLE ELECTRONIC ORGAN

Designed by L. W. ROCHE



BELGRAVIA CONCERT ORGAN

Build this superb instrument in your own home. Complete details on request

ORGAN COMPONENTS
We carry a comprehensive stock of organ components for TRANSISTOR AND VALVE FREE PHASE designs.

- ★ Build this Instrument stage by stage in your own home.
- ★ A truly portable instrument for all enthusiasts.
- ★ Fully TRANSISTORISED POLYPHONIC. British design
- ★ Call in for a DEMONSTRATION.

Total Cost 99 Gns.



WE CAN SUPPLY FROM STOCK MOST OF THE PARTS SPECIFIED ON CIRCUITS IN THIS MAGAZINE. SEND LIST FOR QUOTATION.

Phone: (01) 723-1008/9 Open Mon.—Sat. 9 a.m.—6 p.m., Thurs. 9 a.m.—1 p.m.

303 EDGWARE ROAD, LONDON W.2

HENRY'S RADIO LTD