



51-250

PRACTICAL WIRELESS

FEBRUARY 1967

216

A SHORT WAVE PRESELECTOR...



COVERING THE 10, 13, 15, 19 & 20m. BANDS

ADCOLA
PRODUCTS LIMITED
 (Incorporated in England)

**SOLDERING INSTRUMENTS
 AND EQUIPMENT**



DESIGNED FOR
 THE AMATEUR'S
 RADIO STATION

ILLUSTRATED
 List No. 70 $\frac{1}{8}$ " BIT
 IN
 PROTECTIVE
 SHIELD
 List No. 68

for catalogue apply direct to:—

**Sales and Service Dept.
 ADCOLA PRODUCTS LTD.,
 ADCOLA HOUSE,
 GAUDEN ROAD,
 LONDON, S.W.4**


Telephones MACaulay 0291/3 Telegrams SOLJOINT LONDON SW4

JACKSON

the big name in PRECISION components

Precision built radio components are an important contribution to the radio and communications industry.

**SL 16
 DRIVE**




A general purpose slide rule Drive for F.M./V.H.F. Units, short-wave converters, etc. Printed in two colours on aluminium, with a 0-100 scale and provision is made for individual calibrations. Complete with bronze escutcheon and glass.

It's reliable if it's made by JACKSON!
 MADE IN ENGLAND
JACKSON BROS. (LONDON) LTD.

Dept. P.W., Kingsway-Waddon, Croydon, CR9 4DG.
 Telephone: Croydon 2754-5 (01-688)
 Telegrams: Walfilco, Croydon

NOMBREX INSTRUMENTATION



**WIDE RANGE
 TRANSISTORISED
 SIGNAL GENERATOR
 MODEL 27**

- ★ Range 150Kc/s-350Mc/s
- ★ Direct Calibration
- ★ Mod. or Unmod. output
- ★ Accuracy better than 2%
 £10.16.9.

ALSO AVAILABLE

C. R. Bridge 62	..	£9.6.9
Inductance Bridge 66	..	£18.6.9
Power Supply Unit 61	..	£6.14.6

**WIDE RANGE TRANSISTORISED
 AUDIO GENERATOR 63**

- ★ Range 10c/s-100Kc/s
- ★ Sine or Square Wave
- ★ Accuracy & Low Dist.
- ★ Calibrated Output
 £17.1.9



All prices include battery, post and packing

S.A.E. for Leaflet	Trade & Export Enquiries Invited	Prompt Delivery
--------------------	----------------------------------	-----------------

NOMBREX LTD INSTRUMENTS DIVISION
 Estuary House, Camperdown Ter., Exmouth, Devon

ENORMOUS PURCHASE GUARANTEED. APPROX. HALF PRICE. WORLD FAMOUS MAKE

★ TAPE ★

We offer you fully tensilised polyester/nylon and P.V.C. tapes of identical quality hi-fi, wide range recording characteristics as top grade tapes. Quality control manufacture. They are truly worth a few more coppers than acetate, sub-standard, jointed or cheap imports. TRY ONE AND PROVE IT YOURSELF!

Standard Play		Long Play	
3in. 150ft. 2/2	3in. 225ft. 2/9	4in. 300ft. 4/6	4in. 450ft. 5/8
5in. 600ft. 7/6	5in. 900ft. 10/6	7in. 1,200ft. 12/6	7in. 1,800ft. 18/6
Double Play		Triple Play	
3in. 300ft. 4/-	4in. 900ft. 13/-	5in. 1,800ft. 25/-	5in. 1,400ft. 34/-
5in. 1,200ft. 14/-	7in. 1,600ft. 44/-	Quadruple Play	
5in. 1,800ft. 19/6	3in. 600ft. 8/6		
7in. 2,400ft. 27/-			

Postage 1/- reel.
Post Free less 5% on three reels.
Quantity and Trade enquiries invited.
NOTE. Large tape stocks at all branches


BARGAIN PARCELS

Including variable condensers, I.F. coils, loud-speaker plugs/sockets, knobs, pots, condensers, resistors, nuts, bolts, cabinet fittings, switches, transformer choke, rectifier, transistors at a small fraction of list value. Due to heavy demand we are now packing them in several sizes—TRY ONE.

3 lbs. (post 3/-) 9/-
7 lbs. (post 5/-) 17/6
14 lbs. (post 6/-) 29/-

Transistorised FM Tuner

CALLERS WELCOME Demonstration without obligation at all branches



HIGH QUALITY LOW NOISE BATTERY OR MAINS OPERATION

15 Watt TUNER AMPLIFIER KIT

14 TRANSISTOR consisting of FMT41 tuner and the excellent Sinclair Z12 (built) together with complete integrated control. Kit consisting complete vol. on/off, treble and bass. component sets with complete connecting instructions and circuits, battery version

£13.19.0

or complete with AC mains power pack £17.18.6. STEREO VERSION with 2 Z12 amplifiers £18.10.0. A.C. STEREO £22.10.0.

This beautifully compact 6 transistor machine (size 6 x 4 x 2 in.) will give quieter, more interference free reception. Months of use from a standard 9 volt battery or its small power requirements can be drawn from any amplifier. Low noise frequency changer with smooth 2 gang tuning feeding no less than three I.F. stages coupled to a double-tuned discriminator terminating in an L.F. stage giving ample output for all quality amplifiers.

avoid disappointment
ORDER NOW £8-10

LATEST
GARRARD
All Factory Fresh. All with cartridge. £129 Ceramic Stereo cartridge fitted to wood deck for 15/- extra.

SRP12	£4.7.6
SP25	£9.19.0
AUTOSLIM	£5.10.0
Model 1,000	£6.5.0
Model 2,000	£6.10.0
Model 3,000	£8.10.0
AT60	£9.19.0
A70	£19.10.0
LAB80	£24.19.0
401	£29.19.0

B.S.R. BARGAINS

TU14	59/-
GU7	85/-
UA14	89/-
UA16	99/-
UA25 SUPERSLIM	£5.10.0

CARTRIDGES

G.C.R. Garrard Mono	16/-
EV26 Garrard Stereo Ceramic	24/-
EUPHONIC SUPER Ceramic	
Stereo Diamond 100mV Output	29/-

TRANS/CEIVERS
The very latest Silver/Black finish. They give an excellent performance with reliability, long telescopic aerial, crystal controlled. Note a licence is required to transmit. They compare with much dearer models. £6.19.0
2/6 p. & p.
These cannot be ordered in U.K.

100 HI-STABS 9/6
1% to 5% 100Ω to 5 MΩ.
CO-AX low loss, 8d, up to 25 yds. 11/6;
50 yds. 22/-; 100 yds. 42/6. Plug 1/3.

100 RESISTORS 6/6
SIZES 1-3 watt.
MICROPHONE CABLE. Highest quality, black, grey, white, 8d. per yard.

100 CONDENSERS 9/6
Miniature Ceramic, Silver, Mica, etc.
3p/2 to 5μF. LIST VALUE OVER 24.

25 ELECTROLYTICS
Assorted 2 to 500 mfd 6 to 400 volt. LIST VALUE OVER 25. 9/6

50 TAG STRIPS 7/6
Mixed sizes 2 to 15 watt.


ELPICO MONO PREAMPS
DPA15. Latest black/satin chrome finish multiple input channels selector, bass and treble controls. Matches tape recording. Normally 10 gns. our price. 5 Gns.

TRANSISTORS
GUARANTEED TOP QUALITY Mullard Matched Output Kits OC81D and 2-OC81 9/6
R.F. Kits OC44, OC45 (2) 3 9/6


GERMANIUM DIODES
General Purpose miniature 8d.
Gold Bonded highest quality, individually tested 9/6 doz. 1/

SILICON RECTIFIERS
Guaranteed performance. Top makes. Test at 250v. working 500 ma. 120 ma. 5/-
(3 for 6/6) 2/9 (3 for 19/6) 7/6

STEREO FM HERE!



From Denmark's Largest Radio Factory
THE NEILSON 'ARENA' T1900H
All wave AF/FM stereo receiver amplifier, 5 wave bands, 2 chms. pressure-chamber speakers, 8 watts, four channel. Fully transistorised, natural oiled teak cabinet, internal/external speaker, A.F.C., FM & AM tuning controls, internal or external aerials, tape recorder, gram inputs, 200/250 v. A.C. operation tuning indicator, bass, treble volume controls. Size 29 1/2 in. x 5 1/2 in. x 4 1/2 in.
or complete with Stereo Multiplier, as stocked in all branches. 65 Gns. 69 Gns.



ARENA T1900F As above, less speakers 59 Gns.
Arena Hi-Fi speakers stocked at all branches.
CALLERS. Wide range of Hi-Fi equipment available at all branches. WE OFFER PACKAGE DEAL DISCOUNTS.

AM/FM 9 TRANSISTOR Portable receivers. Due to enormous purchase we can offer these black/satin chrome receivers normally approx. 15 gns. covering full medium wave and F.M. bands. Built-in aerials, medium size, 9 1/2 Gns.
ALL BRANCHES have a wide range of transistor sets from 55/- to 270.

TRANSISTOR POWER PACKS

9 or 12 volt 1 1/2 amp

Transistor and zener voltage and ripple controlled giving variable controlled stabilised voltage minimising amplitude distortion due to varying power pack output voltages due to varying current drawn by class B transistor amplifiers. 55/-
200/250 A.C. input

Value in VALVES

GUARANTEED 3 MONTHS BY RETURN OF POST

Satisfaction or Money Back Guarantee on goods if returned unused within 14 days. ALL VALVES ARE NEW UNLESS OTHERWISE INFORMED. FREE TRANSIT INSURANCE. POSTAGE 1 valve 9d., 2-11 6d. per valve. Free over 12.

1L4	2/3	6K8GT	9/6	20P4	17/9	ECC88	9/6	GZ34	10/6	SP61	2/9
1R5	4/9	6L1	9/6	25L6GT	7/-	ECH80	7/9	K161	12/9	TDD4	7/6
1S4	4/9	6L6G	9/6	25Z4G	7/-	ECP82	7/6	KT63	5/9	U14/18	7/6
1S5	4/6	6L18	7/9	30F5	9/-	ECH21	10/-	KT66	19/6	U25	9/6
1T4	3/-	6LD20	9/6	30FL1	9/6	ECH35	11/-	KT68	27/6	U35	9/6
2D21	5/6	6P25	12/-	30L15	11/6	ECH42	10/6	KTW61	5/9	U35	12/6
3A5	6/-	6P28	9/6	30Y4	11/6	ECH81	6/9	K1W63	5/-	U37	11/-
3Q4	5/3	6Q7G	7/-	30Z12	9/-	ECH83	7/9	KTZ63	7/-	U107	12/6
5U4G	6/-	6Q7GT	8/9	30ZL1	11/-	ECH80	5/9	MU14	7/-	U191	12/6
5Y3GT	6/6	6SL7GT	8/9	35A5	9/6	ECL82	7/6	N37	9/6	U281	9/6
5Z4G	6/9	6SN7GT	6/9	35L6GT	8/6	ECL83	10/6	N78	13/-	U282	15/-
5Z4GT	9/6	6U4GT	9/6	35W4	6/6	ECL86	9/6	N108	13/-	U329	9/6
630L8	9/6	6V6G	4/9	35Z4GT	5/9	EL36	4/9	PC86	9/6	U801	19/-
6A8G	7/6	6V8GT	6/0	30L6GT	8/6	EF39	7/-	PC97	7/6	UABC80	6/6
6AK5	4/9	6X4	4/9	80	7/6	EF40	10/-	PC84	6/6	UAF42	7/6
6AQ5	5/-	6X5G	5/-	135BTA	19/6	EF41	9/-	PC95	7/6	UB41	6/9
6AT6	5/-	6X5GT	6/0	807	9/6	EF50	3/3	PC88	11/9	UBC41	8/9
6BA6	5/6	7B6	11/6	955	3/6	EF50	4/3	PC99	11/9	UBC81	6/9
6BE6	5/6	7B7	7/6	956	3/-	EF55	6/3	PC189	9/9	UBF89	7/6
6BH6	6/6	7C5	9/6	A231	8/6	EF86	7/6	PCF80	6/9	UBF89	7/6
6B3E	7/-	7C6	7/6	6FL31	19/6	EF89	6/6	PCF82	6/9	UB121	10/9
6CR7	9/6	7H7	7/6	DAF96	7/6	EF81	3/6	PCF86	8/3	UC82	6/9
6BW6	7/6	7S7	14/6	DF96	7/6	EF183	8/-	FCL82	7/9	UC85	7/3
6BW7	5/-	7Y4	7/-	DK12	8/6	EF184	8/-	FCL83	9/6	UC80	8/9
6C4	3/-	10C1	11/-	DL96	7/3	EL32	5/-	FCL84	9/-	UC81	10/9
6C5	5/6	10C2	12/6	DL92	6/-	EL33	12/-	FCL85	9/6	UC82	8/6
6C6	4/-	10P1	7/6	DL94	6/6	EL34	11/6	FCL86	9/6	UC83	7/-
6C9	11/-	10LD11	14/6	DL96	7/3	EL35	8/-	PL33	8/6	UC82	8/-
6CD6G	17/-	10P13	9/6	EABC80	6/9	EL38	15/-	PL36	11/-	UC83	10/6
6D6	4/-	10P14	9/6	EAF42	8/-	EL41	9/9	PL38	12/6	UF41	9/-
6F1	6/6	12AT7	4/9	EB41	4/6	EL42	8/9	PL81	7/9	UF42	8/9
6F8G	5/-	12AU7	5/6	EB92	2/9	EL94	6/6	PL82	5/9	UF86	7/6
6F13	4/6	12AX7	6/-	EB93	7/6	EM80	7/-	PL83	6/-	UF89	6/9
6F14	7/6	12J7GT	9/-	EB94	9/6	EM81	7/6	PL84	7/-	UL41	10/-
6F15	9/6	12K7GT	5/-	EB91	6/9	EM84	7/9	PY31	7/6	UL44	14/-
6F23	8/-	12K8GT	9/6	EBF80	7/9	EY51	7/6	PY32	9/6	UL46	10/6
6F5G	4/-	12Q7GT	6/6	EBF89	7/9	EY86	7/3	PT33	7/6	UL54	6/8
6F5GT	6/6	14S7	14/6	EBZ1	11/-	EY88	8/6	PT30	6/9	UB90	9/8
6F8	3/3	19AQ5	5/6	FCC40	9/6	EZ40	7/6	PY81	5/9	UY21	8/9
6F7G	5/6	20D1	8/9	ECC81	4/9	EZ41	8/6	PY32	5/6	UY41	7/-
6F7GT	9/6	20F2	9/6	ECC82	5/6	EZ80	5/6	PY83	5/9	UY85	5/6
6K7G	2/8	20L1	16/-	ECC83	6/-	EZ81	8/6	VR105	5/6	VR105	5/6
6K7GT	5/9	20P1	9/6	ECC84	7/-	FC4	8/6	VR100	7/-	VR150	5/-
6K8G	5/9	20P3	9/6	ECC85	5/9	G232	9/6	PZ30	9/6	X66	7/9

Stockists of Leak, Quad, Chapman, Givonman, Armstrong, Tripletone Linear, Rogers, Truoz, Ferrograph, Wharfedale, etc. Post: 1 lb. 1/5, 1 1/2 lb. 2/6, 2 lb. 2/9, 4 lb. 3/6, 6 lb. 4/-, 14 lb. 5/6.

TECHNICAL TRADING

LONDON 10 Tottenham Court Road, W.1. Tel. MU5eam 2639
BRIGHTON Park Crescent Place Tel. 880722
PORTSMOUTH 350-352 Fratton Road Tel. 22034
SOUTHAMPTON 72 East Street Tel. 25561
WORTHING 132 Montague Street Tel. 2555

HIGH GAIN 4 TRANSISTOR PRINTED CIRCUIT AMPLIFIER KIT Type TA1

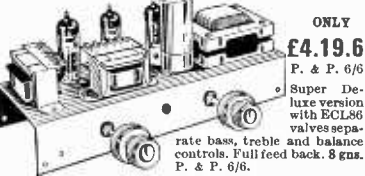
● Peak output in excess of 1 1/2 watts.
● All standard British components.
● Built on printed circuit panel, size 6 x 3in.

● Generous size Driver and Output Transformers.
● Output transformer tapped for 3 ohm and 15 ohm speakers.
● Transistors (1ET 114 or 81 Mullard OC81D and matched pair of OC81 o/p). ● 9 volt operation.
● Everything supplied, wire, battery clips, solder, etc.
● Comprehensive easy to follow instructions and circuit diagram 1/6. (Free with Kit). All parts sold separately.

SPECIAL PRICE 45/-. P. & P. 3/-. Also ready built and tested, 52/6. P. & P. 3/-. A pair of TA1s are ideal for stereo.

STEREO AMPLIFIER

Incorporating 2 ECL86s and 1 E280, heavy duty, double wound mains transformer. Output 4 watts per channel. Full tone and volume controls. Absolutely complete.



ONLY

£4.19.6

P. & P. 6/6

Super Deluxe version with ECL86 valves separate bass, treble and balance controls. Full feedback 3 gns. P. & P. 6/6.

6 TRANSISTOR AND DIODE SUPERHET

A first-class 2 waveband transistor superhet. ● Printed circuit panel (size 8 1/2 x 2 1/2in.). ● 3 pre-aligned IF transformers. ● High-gain Ferrite Rod Aerial. ● All First-grade transistors. ● Car aerial winding. ● Push-pull output. ● All parts supplied with simple instructions. All parts sold separately. Set of parts if purchased at one time ONLY £4.5.0. P. & P. 2/6 (Circuit diagram 2/-. Free with set of parts.)

35 OHM SPEAKERS

Suitable for use with above. 2in. Goodmans. Ideal replacement for most pocket portables, 8/8; 3 1/2in. 12/8; 7 x 4in., 21/-; P. & P. 2/- per speaker.

PORTABLE CABINET

Size approx. 9 1/2 x 6 1/2 x 3 1/2in. Suitable for above using 3 1/2in. speaker, 25/-; P. & P. 2/6

COIL AND TRANSFORMER SET FOR TRANSISTOR SUPERHET

3 IF transformers one oscillator coil one driver transformer and wound ferrite aerial (med. long and car aerial coupling), 32/6 complete post 2/-. 6 transistor printed circuit board to match 8/8. Post 1/-. Circuit diagram 1/6 extra.

MINIATURE PRECISION AIR-SPACED TWO GANG TUNING CONDENSER. 176+176 p.F. size 1 1/4" w x 1" d x 1 1/4" h with vanes open. Built in trimmers 5/-; P. & P. 1/6

BRAND NEW TRANSISTOR BARGAINS

GET 15 (Matched Pair) 15/-; V15/10p, 10/-; OC71 5/-; OC78 8/-; AF117 7/6. Set of Mullard 6 transistors OC44, 2-OC45 OC81D matched pair OC81 25/-; ORP12 Cadmium Sulphide Cell 10/6.

EDISWAN MAZDA

PXA101 6/8; XA103 6/6.
R.F.1. Pack: 1-PXA102 Mixer; 2-PXA101 I.F. Amp. (Equip. OC44 and OC45) 10/6
R.F.V. 2 Pack: 2-PXA101 I.F. 1-PXA102 Osc 1-PXA102 Mixer 12/6
LA.6 Pack: Consisting of PXB113 Driver Matched pair. PX171 mounted complete with heat sinks (Equip. OC81D and OC81) 12/6
ALL TRANSISTORS POST FREE.

TAPE DECKS

B.S.R. MONARDECK (Single speed) 3 1/2in. per sec. simple control, uses 5 1/2in. spools, 28.15.0 plus 7/6 carr. and ins. (Tapes extra).
LATEST COLLARO MAGRAYOX 363 TAPE DECK DE LUXE. Three speeds, 2 track, takes up to 7in. spools. 10 gns. Plus 7/6 Carr. & ins. on each (Tapes extra).

PORTABLE TAPE RECORDER CASE

Beautifully made and expensively finished in dark grey heavy grade rexine. Satin Chrome metal grille front and chrome fittings. Speaker aperture 9" x 4". Overall size 12 1/2" w x 15" h x 7 1/2" d. Will take any standard tape deck or single record player. Limited number only. Worth at least 25. OUR PRICE 49/6. P. & P. 5/-. Brand new and unused.

ACOS CRYSTAL MIKES. High imp. For desk or hand use. High sensitivity, 18/6. P. & P. 1/6.
TSL CRYSTAL STICK MIKE. Listed at 45/-. Our price 18/6. P. & P. 1/6.

Open all day Saturday
Early closing Wed. 1 p.m.

A few minutes from South Wimbledon Tube Station.

QUALITY RECORD PLAYER AMPLIFIER

A top-quality record player amplifier. This amplifier (was used in a 29 gnr. record player) employs heavy duty double wound mains transformer, ECC83, EL84, EZ80 valves. Separate Bass, Treble and Volume controls Complete with output transformer matched for 3 ohm speaker. Size 7in. w. x 2 1/2in. d. x 5 1/2in. h. Ready built and tested. PRICE 69/6. P. & P. 4/8.
ALSO AVAILABLE mounted on board with output transformer and 6in. speaker ready to fit into cabinet below. PRICE 89/6. P. & P. 5/9.

QUALITY PORTABLE R/P CABINET

Uncut motor board. Will take above amplifier and B.S.R. or GARRARD Autochanger or Single Record Player Unit. Size 18 x 14 x 8 1/2in.
Price 23.8.8. Carr. 7/6.

4-SPEED PLAYER UNIT BARGAINS

All brand new in maker's original packing.
SINGLE PLAYERS
B.S.R. TU12 £3.9.6 Carr. 5/6.
GARRARD SP25 De Luxe £12.10.0 Carr. 5/6.
B.S.R. GU7 with unit mounted pickup arm. £4.18.8 Carr. 5/6.

AUTO CHANGERS

Latest B.S.R. UA25 Super slim £8.2.6
GARRARD 1000 with special Hi-Fi cartridge.. £6.19.8
GARRARD AT6 £9.10.0. Carr. 6/6 on each.
All the above units are complete with t/o mono head and sapphire styl or can be supplied with compatible stereo head for 12/6 extra.

BRAND NEW CARTRIDGE BARGAINS!

ACOS GP67-1. Mono complete. List price 21/-. Our price 13/8. P. & P. 1/-.
3 OHM LOUDSPEAKERS

5in., 12/8; 6 1/2in., 15/-; 8in., 21/-; 10in., 25/-; 7in. x 4in., 15/-; 10in. x 6in., 28/-.
E.M.I. 8" x 5" with high flux ceramic magnet, 23/6.
E.M.I. 13 1/2" x 8in. with high flux ceramic magnet, 42/- (15 ohm, 45/6). P. & P. 5" 2/6, 6 1/2" 8" 2/6, 10" 12" 3/6 per speaker.

SPECIAL OFFER!

Limited number of 12in. 10 watt "R.A." Speakers: 3 ohm 25/-; 15 ohm, 27/6. P. & P. 3/6.

E.M.I. PLASTIC CONED TWEETERS. 2 1/2" 3 ohm. Limited number 12/6 each. P. & P. 1/6.

BRAND NEW HEAVY DUTY 12in. SPEAKERS

Response 45 c/s-13 Kc/s. 1 1/2in. voice coil. Available in 3 or 15 ohms. Guaranteed full 15 watts British rating. Heavy cast aluminium frame. These are current production by world famous maker and as they are offered well below list price we are not permitted to disclose the name. LIMITED NUMBER ONLY. UNREPEATABLE at 89/6 P. & P. 5/-. Also 25 watt Guitar Model available at 25.5.0. And 35 watt Guitar Model 25.8.0.

VYNAIR AND REXINE SPEAKER AND CABINET FABRICS.

Approx. 5 1/2in. wide. Usually 25/- yard. OUR PRICE 13/6 per yard length. P. & P. 2/6 (min. one yd.) S.A.E. for samples.

SPECIAL OFFER!

GENUINE HIGH QUALITY TYGAN FABRIC. 48in. wide. Our price 10/- per foot run. P. & P. 1/6. 30/- per yard run. P. & P. 2/6.

SEMI SHROUDED DROP THRO' MAINS TRANSFORMER.

Tapped pri 200-250v. Sec. 40-0-40 at 1 amp (with electrostatic screen) and 6.3v at 1.5 amp for dial lamps etc. Drop thro mounting. Stack size 1 1/2" x 3 1/2" x 3 1/2" 27/6. P. & P. 4/6.

MAINS TRANSFORMER.

For transistor power supplies. Pri. 200/240v. Sec. 9-0-9v. at 500mA. 11/-; P. & P. 2/6.

MAINS TRANSFORMER.

For transistor power supplies. Tapped pri 200-250v. Sec. 40-0-40 at 1 amp (with electrostatic screen) and 6.3v at 1.5 amp for dial lamps etc. Drop thro mounting. Stack size 1 1/2" x 3 1/2" x 3 1/2" 27/6. P. & P. 4/6.

SMOOTHING CONDENSER.

2800 mfd. 25v. 1 1/4" dia. x 3" high 3/-. P. & P. 1/-.
MATCHED PAIR OF 21 WATT TRANSISTOR DRIVER AND OUTPUT TRANSFORMERS. Stack size 1 1/2 x 1 1/2 x 1 1/2in. Output trans. tapped for 3 ohm and 15 ohm output. 10/- pair plus 2/-; P. & P.

7-10 watt OUTPUT TRANSFORMERS

to match pair of ECL 86's in push-pull to 3 ohm output. ONLY 11/-; P. & P. 2/6.

WELL-KNOWN MAKERS SURPLUS!

ONE TRANSISTOR PRE-AMP

Suitable for use with Medium or High Impedance mikes, guitars, gram pickups, tape decks etc; For operation from 200/300 volt H.T. rail or 9 volt battery. Gain approx 14:1. Fully isolated input by Mu-Metal screened transformer. Size 4 1/2" x 1" x 1". Ready built complete with full circuit diagram and instructions. ONLY 15/-; Post free.

Dual Purpose Bulk Tape Eraser and Tape Head Demagnetiser.

35/-; P. & P. 3/-.
TWIN TELESCOPIC AERIAL. Comprising two 3-section heavily chromed rods. Closed 12-in. each extending to 32in. Completely adjustable from vertical to horizontal. Supplied complete with universal mounting bracket, coax lead and plug. Suitable for P.M. or TV. 12/6. P. & P. 2/6.

SPECIAL HARVERSON OFFER!

FM/AM TUNER HEAD



Beautifully designed and precision engineered by Dorrner and Wadsworth Ltd. Supplied ready fitted with twin 000 tuning condenser for AM connection. Prealigned FM section covers 86-102 Mc/s. I.F. output 10.7 Mc/s. Complete with ECC85 (6L12) valve and full circuit diagram of tuner head. Another special bulk purchase enables us to offer these at 27/6 each. P. & P. 3/-. Order quickly! Limited number also available with precision geared 3:1 reduction drive, 30/-; P. & P. 3/-.
MATCHED PAIR AM/FM I.F.'s
Comprising 1st I.F. and 2nd I.F. discriminator (465kc/s 10.7Mc/s). Size 1 x 1 1/2 x 2 1/2in. high. Will match above tuner head. 11/- pair. P. & P. 2/-.
SPECIAL PURCHASE! TURRET TUNERS
By famous maker. Brand new and unused. Complete with PC84 and PCP80 valves 34-38 Mc/s I.F. Biscuits for Channel 1 to 5 and 8 and 9. Circuit diagram supplied. ONLY 25/- each. P. & P. 3/9.

GORLER F.M. TUNER HEAD

88-100, Mc/s 10.7 Mc/s I.F. 15/-; plus 2/- P. & P. (ECC85 valve 8/6 extra).

3-VALVE AUDIO AMPLIFIER MODEL HA34

Designed for Hi-Fi reproduction of records. A.C. Mains operation. Really built on plated heavy gauge metal chassis, size 7 1/2in. w. x 4in. d. x 4 1/2in. h. Incorporates ECC83, EL84, EZ80 valves. Heavy duty, double wound mains transformer and output transformer matched for 3 ohm speaker, separate Bass, Treble and volume controls. Negative feedback line. Output 4 1/2 watts. Front panel can be detached and leads extended for remote mounting of controls.
The HA34 has been specially designed for us and our quality order enables us to offer them for only **£4.5.0** and tested for knobs, valves, etc., wired P. & P. 6/-.
HSL 'FOUR' AMPLIFIER KIT
A.C. Mains 200/250v., 4 watt, using ECC83, EL84, EZ80 valves.
● Heavy duty double-wound mains transformer with electrostatic screen.
● Separate Bass, Treble and Volume controls, giving fully variable boost and cut with minimum insertion loss.
● Heavy negative feedback loop over 2 stages ensures high output at excellent quality with very low distortion factor. ● Suitable for use with guitar, microphone or record player. ● Provision for remote mounting of controls or direct on chassis. ● Chassis size only 7 1/2in. wide x 4in. deep. Overall height 4 1/2in. ● All components and valves are brand new. ● Very clear and concise instructions enable even the inexperienced amateur to construct with 100% success. ● Supplied complete with valves, output transformer (3 ohms only parts.) All parts sold separately. ONLY 27/6. P. & P. 6/-. Comprehensive circuit diagram, practical layout and parts list 2/6 (free with kit).
This kit although similar in appearance to HA34 employs entirely different and advanced circuitry.
10/14 WATT HI-FI AMPLIFIER KIT
A Stylishly finished monaural amplifier with an output of 14 watts from 2 EL84s in push-pull. Super reproduction of both music and speech, with negligible hum. Separate inputs for mike and gram allow records and announcements to follow each other. Fully shrouded section wound output transformer to match 3-15Ω speaker and 2 independent volume controls, and separate bass and treble controls are provided giving good lift and cut. Valve line-up 2 EL84s, EC93, EF86, and EZ80 rectifier. Simple instruction booklet 1/6. (Free with parts.) All parts sold separately. ONLY 27.9.6. P. & P. 8/6. Also available ready built and tested complete with std. input sockets, 29.5.0. P. & P. 8/6.
Carrying case for above 28/6. P. & P. 7/6.
NEON A.C. MAINS INDICATOR. For panel mounting, cut out size 1 1/2 x 1 1/2 in. deep inc. terminal. White case with lens giving brighter light. For mains 200/250v. 2/6 each. P.P. 6d. (6 or more post free).

HARVERSON SURPLUS CO. LTD.
170 HIGH ST., MERTON, S.W.19
CHerrywood 3985
SEND STAMPED ADDRESSED ENVELOPE WITH ALL ENQUIRIES

(Please write clearly)
PLEASE NOTE: P. & P. CHARGES QUOTED APPLY TO U.K. ONLY P. & P. ON OVERSEAS ORDERS CHARGED EXTRA.


JOYSTICK

VFA ONLY 7'6" LONG



AERIAL PROBLEMS SOLVED!

The revolutionary JOYSTICK AERIAL SYSTEMS present a satisfactory solution to all the problems of restricted space receiving (and transmitting) aerials. A completely new range of tuning units have been designed to allow the maximum possible efficiency with absolute simplicity of tuning and operation. For reception on all amateur bands from 1.8 Mc/s to 30 Mc/s. for general short wave and broadcast reception including the medium wave band. This variable frequency aerial system has been acknowledged as the most successful solution to a host of aerial problems. Over 10,000 are in use all over the world. Hundreds and hundreds of terrific testimonials may be seen at the Joystick Office.



Above: One of the new JOYMATCH 'EASY-TO-USE' units with built-in RF indicator for transmission

SWL JOHN D. THOMPSON SAYS:

"Yesterday evening I was tuning in YV's on 15m. band with the HF tuner and later on switched round to the 160m. band and a couple of GM stations rolled in like the home service. Frankly, I am astonished by the ability of the Joystick—surrounded as I am in a built up area—well within a town and in a valley with considerable hills around me". (JOYSTICK INDOORS!) 13 Old Park Road, Dover, Kent.

OUTSTANDING SIGNALS FROM THE JOYSTICK VFA CAN BE HEARD EVERY DAY ON THE AMATEUR AND MARINE BANDS.

UK AGENTS: G. W. Smith & Co. (Radio) Ltd., 3 Lisle Street, London, W.C.2; Stephens-James Ltd., 70 Priory Road, Liverpool 4; Chas. H. Young Ltd., 170/172 Corporation Street, Birmingham, 4; R.S.C. (Manchester) Ltd., 326 Argyle Street, Glasgow, C1; (and all branches) or ask your local dealer.

France: Vareduc-Comimex, 2 Rue Joseph-Riviere, Paris. Courbevoie, France.

Scandinavia: Permo, Nygaardsgaten 42, Fredrikstad, Norway.

West Germany: Ing. Hannes Bauer, 86 Bamberg, Hornthalstrasse 8, Stotz & Goessl, 8 Munchen 15, Bayerstrasse 3.

AND WORLD WIDE AGENCIES

U.S. Patent No. 3274600 S. Africa Patent No. 63/4389.

U.K. and World Patents applied for.

THIS BROCHURE GIVES YOU THE FACTS AND ONLY THE FACTS!

SEND TODAY

PARTRIDGE ELECTRONICS LTD.
CAISTER HOUSE, PROSPECT ROAD, BROADSTAIRS, KENT

NAME CALL/BRS No

ADDRESS

..... PWA



SENSATIONAL COLLECTION OF BARGAINS

NEW FULLY TRANSISTORISED PORTABLE RADIOS

with Full Variable waveband. NOW A FRACTION OF THE NORMAL PRICE

ONLY **39/6**

WHY PAY MORE? All the latest refinements are packed into this new MULTI-STATION ALL Transistor radio—the internal aerial picks up the remote stations and the powerful built-in speaker gives room filling volume. Individual tuning, first-class reception. Purchase with confidence—packed in original manufacturer's cartons. (Personal carpiece and battery 4/6). Send 39/6 plus 4/6 p. & p.



10 SEMI CONDUCTORS

2 WAVEBAND RADIO

Brand new in well-known manufacturers cartons (whose name we have agreed not to mention). Latest 1967 model with multi-section telescopic aerial in addition to internal ferrite interceptor aerial. This full size radio pulls in 100s of English and Continental stations. Works in car, plane or boat. Superb high fidelity tone from big speaker at half-filling volume. Once sold never repeatable price at 88/6 plus 4/6 carriage etc. (Leather case sling, earphone & battery 9/6 extra). Money back if not worth double—try at home for 7 days.

Famous make 750 only bought at 22's below actual value **88/6**




Frustrated Import Shipment OFFERED BELOW HALF PRICE TO CLEAR 500 only 5 TRANSISTOR PERSONAL TRANSCEIVER SETS

OUR PRICE **£6.19.6**

You've heard about them—you've read about them. NOW'S YOUR CHANCE TO OWN THEM. Highly sensitive two-way transistor transceiver sets have individual volume control and talk-listen switch. Telescopic aerial pulls in the voice from the other set over tremendous distances—no wires—a genuine transceiver as used by official bodies and forces. 500 sets only at £6.19.6 plus 5/8 p. & p. (Batteries, leather cases, etc. 10/6 extra). Money back if not delighted with the performance. These cannot be operated in U.K.

3500 Bought at "Rock Bottom" Off Leading British Maker REAL EPISCOPÉ PROJECTOR



ONLY **45/-**

No more to pay! Projects FULL SIZE Magnified PICTURE onto your wall or screen in BLACK & PHOTOGRAPH. DOCUMENT, picture drawing, stamp etc. Entertaining and educational—hundreds of uses in home, office, schoolroom, etc. A FULL SIZE precision made scientific instrument WITH REAL GLASS REEFLEX LENS. Sturdy, reliable. So simple even a child can use it—plugs into standard mains. BRAND NEW complete with cable, lamp, etc. Offered at fraction of real worth at 45/- plus 5/- P. & P. Satisfaction or money back.

NO SOLDERING AMAZING CIGARETTE RADIO

ONLY **25/-**

Yes a perfectly ordinary packet of cigarette! But watch your friends as you finish on hearing it fetch in station after station, loud and clear! Still holds 10 cigarettes yet cleverly conceals highly sensitive, fully transistorised circuit (including battery). Even a young boy can assemble it under 2 hours. No soldering. No experience necessary. Only 16 connections to make. Ideal for taking to work with you. From our bulging testimonial file Mr. D. B. of Huddersfield, writes: "... I have fitted the parts in it and it is working wonderfully..." ALL PARTS including Semi-Conductors, ABC Plans, etc. ONLY 25/- plus 2/6 post. etc. Parts Available Separately.



Test this SELF-WINDING WATCH on your wrist for 7 days—FREE! 1,000 purchased at miles below actual value. Our amazing discount price **£5.7.6**


YOU NEVER WIND IT! Famous Timeroy—the ultimate in Swiss Automatics. Unbeatable Specification: 1967 Gent's Slimline 21 jewels, diamond tooled, automatic date-change, unbreakable mainspring, waterproof, electrically timed, luxurious gold finish, screw back, tropicalised, shockproof, mathematical hairspring gives uncanny accuracy. Brand new with guarantee. Send £5.7.6 + 4/6 p. & p. (bracelet 17/6 ex.) for TRIAL—Refund in full without question, if not delighted!

NEW RADIO No soldering

VOLKS RADIO ANYONE CAN BUILD IN 2-3 HOURS

ONLY **25/-**

EVEN THE OLDER CHILDREN BUILD THEM—no soldering—only 16 connections then hear it reach out bringing in station after station, loud and clear. Palm-of-hand size 4 1/2 x 2 1/2 x 1 1/2. Many Testimonials: M.H. of Bradford writes: "I have just completed one of your sets successfully, it is the first time I have ever tickled anything like radio, and I must state here and now, I am amazed how easy it is to a layman like me. Your instructions and plans have obviously been very carefully thought out so that even the most dim can follow them." Direct from Manufacturers to you. Send 25/- plus 3/6 post. etc. PARTS AVAILABLE SEPARATELY.



Miraculous Scoop from Swiss Manufacturer Limited Shipment NEW 21 JEWELLED DIVER'S WATCH

with Rotating Timing Bezel. Staggering price reduction—compare prices locally. 950 only at **97/6** Make a genuine LARGE CASH SAVING on this high-quality watch, 200 vacuum tested for depth. 21 Jewelled movement. Shock-proof, electrically timed, lum. dial and hands. Ideal for skin-divers, sailing, motoring, research work for accuracy. FULLY GUARANTEED. Send only 97/6 plus 4/6 p. & p. TEST AT HOME. Money back g'lee. STAINLESS STEEL expanding bracelet 12/6 extra.




This is truly a wonder purchase. Limited quantity only of FABULOUS EVERGOLD POCKET WATCHES

Now at the lowest ever price. ONLY **25/-** No More To Pay

Now offered at well below clearance price these remarkably reliable EVERGOLD pocket watches. Designed to withstand years of constant use with high resistant unbreakable glass. Luminous face markings—so easy to see in the worst time of a glance. Fully guaranteed. DON'T MISS THIS ONCE IN A LIFETIME BARGAIN. Send only 25/- plus 3/6 p. & p. for 7 days' free home trial. Money back if not your best ever bargain.

SAVE YOUR LEGS! INTERCOM OUTFIT & BABYALARM Ready Built Only 49/6

Robustly made, brand new current models. You get 2 separate fully transistorised intercommunicating sets—each can speak or listen to the other—complete with 60ft. connecting wire. Fixed in a flash. Ends baby crying worries. Ideal for Workshop to House, Sickroom, hundreds of uses! Hangs on wall or stands up. Our price 49/6, battery 2/6 ex. Post. etc. 4/6. Money back guarantee.



2,000 only being cleared regardless of loss because of over production

MAKE YOUR ELECTRIC DRILL 3 SPEED WITH THIS RIGHT ANGLE VARIABLE DRIVE


Mounts directly on to your drill spindle or chuck in seconds. Doubles or halves the speed of drill. Allows larger bits to be used. Makes metal, masonry drilling easier. Easy-grip handle attaches to either side of unit. Converts your drill for work of a machine costing ten times the price! Brand new in makers' carton. 2,000 only at 29/6 plus 3/6 P. & P. Money back guarantee.



For only **29/6**

Scoop purchase, save £££ NEW DOUBLE LENS REFLEX CAMERA Plus 3/6 ONLY 19/6 P. & P.

You'll never get another bargain like this! Advantageous purchase from distressed importer offered at fraction of real worth—unrepeatable once this batch is sold. Full size double lens reflex camera that even a child can use. Takes 12 full size 127 pictures in Full colour or black/white. You'll marvel at your professional pictures. Beautifully made and finished, size 4 1/2 in. high (6 in. high with focusing hood raised) x 3 1/2 in. x 3 1/2 in. Speeds 1/30th sec. F8. Should last a lifetime. Brand new in maker's cartons. Our five-way price 19/6 plus 3/6 p. & p.



Undoubtedly our finest ever Radio Offer.

9 TRANSISTOR A.M./F.M.

Crazy price ONLY **£7.10.0**

We invite you to test it at home for 7 days & guarantee your money back in full if not 100% delighted. This FULL SIZE Electronic Marvel even pulls in private broadcasts and interesting stations you wouldn't dream of getting plus B.B.C., Lux., Pirates and Continentals. The multi-angle, swivel, telescopic aerial ensures finest directional reception in all regions. The Hi-Fi quality and tone, coupled with its high sensitivity tuning, guarantees perfect clarity. FULLY GUARANTEED. Don't miss this limited period offer—Send £7.10.0 for 7 days' home test plus 5/6 p. & p. (Leather carrying case, earpiece, batteries, etc., 8/6 extra.)



4 TURRET SUPER 500X POWER MICROSCOPE only 39/6

not a penny more to pay. Full size 9" high—don't confuse with miniatures. Grade A.1 all metal construction in black cracks with plated parts. Accurate rack and pinion focusing giving crystal clear definition. 4 optically polished lenses on revolving turret, giving 100x, 200x, 300x and 500x. Magnification powers. Adjustable mirror light reflector and tilting joint. Ideal for home, hobbyist, nature study, etc. Brand new in box complete with slides at fraction of real worth—ONLY 39/6 plus 4/6 post, carriage, etc. Money back g'lee.



Make 5 different TRANSISTOR RADIOS for

39/6 No Experience Necessary

No soldering. Only 8 connections for first radio to work. Just look, you get Easy ABC Plans, Cabinet, Loudspeaker (alone 17/8), Earphone, 4 Semi-conductors, Coils, Condensers Resistors, Tuner, Switch, Screws, etc. YES—EVERYTHING! Loud clear English and Foreign reception. As supplied to Educational Institutions, Forces, etc. TESTIMONIALS GALORE. Complete course—originally £6. Now only 39/6 plus 4/6 Post etc.

CONCORD ELECTRONICS LIMITED (P.W.36) 87-89 TABERNACLE ST., LONDON, E.C.2. CALLERS WELCOME—DEMONSTRATIONS DAILY

CODAR — QUALITY

ANOTHER CODAR TRIUMPH!

THE CR-70A COMMUNICATION RECEIVER.

This completely new receiver sets a new high standard for performance and finish unequalled at the price, and is a worthy addition to the outstanding range of CODAR quality communication equipment. Frequency range: 580 Kc/s-30 Mc/s (540-10 metres) in four ranges; 580 Kc/s-1.5 Mc/s; 1.5 Mc/s-4.2 Mc/s; 4.2 Mc/s-11.5 Mc/s; 11.5 Mc/s-30 Mc/s. Slide rule scales for each band calibrated in frequencies plus an additional logging scale in degrees. Two speed vernier tuning control with reverse slow tune action. Unique aerial input stage exclusive to the CR-70A employing High 'Q' Air-spaced CODAR-COIL inductor giving extremely high gain with low noise level. Panel aerial trimmer for peaking weak signals. Double tuned I.F. Iron cored transformers, 470 Kc/s with EF183 frame grid valve for maximum gain and selectivity, 5 valves (including two twin triodes) giving 7 valve line-up. Separate B.F.O. stage for CW and SSB reception. Calibrated signal strength 'S' meter, illuminated. Automatic Volume control. Panel phone jack for 'private' listening, 2-3 ohm output for external speaker. (Matching unit optional extra.) Superb styling, metal cabinet in the new Oransol Satin lustre finish. Size: 13" x 5 1/2" x 7 1/2". For A.C. 200/250v. Ready built. Not a Kit at the fantastic low price of £19.10.0. Carr. 7/6.

CODAR R.F. PRE-SELECTOR MODEL P.R.30. Considerably improves the performance of any superhet receiver over 1.5-30 Mc/s. Uses EF183 Frame Grid Valve, and provides up to 20dB gain plus substantial image rejection, improved signal/noise ratio and selectivity. Selector switch for either dipole or single wire antenna. Power requirements 180-250 volts 12mA H.T. 6.3 volts, 3 amp L.T. Size 8 1/2 x 5 x 4 in. Ready built, complete with cables, plugs and instructions. £5.10.0. Carr. 4/6. **MODEL P.R.40X.** Self powered model for 200/250v. A.C. Also provides 25mA at 200v. H.T. and 6.3v. 1 amp L.T. for other accessories £7.4.0. Carr. 4/6.

CODAR "Q" MULTIPLIER MODEL R.Q.10. For use with any superhet receiver with an I.F. between 450 and 470 Kc/s. Provides considerable increase in selectivity for either peaking or rejecting a signal on AM, CW, or SSB, BFO. Size 8 1/2 x 5 x 4 in. Power requirements 180-250v. H.T. at 5mA 6.3v. 3 amp L.T. Ready built complete with cables, plugs and instructions. £6.15.0. Carr. 4/6. **MODEL R.Q.10X.** Self powered version for 200-250v. A.C. and also provides 25mA at 200v. H.T. and 6.3v. 1 amp L.T. for other accessories £8.8.0. Carriage 4/6.

CODAR A.T.5. 12 WATT 2 BAND TRANSMITTER. The newest most compact transmitter for fixed or mobile use on 180-80 metres. "The tiny TX with the BIG voice". Size only 8 1/2 x 5 x 4 in. (Base area is less than two-thirds of this page!) High stability new type calibrated VFO. 1.8-2.0 Mc/s and 3.5-3.8 Mc/s (up to 4 Mc/s export). Air-spaced CODAR COIL Pi-net output, P.A. Plate current meter plus neon indicator, Plate-Screen modulator, AM/CW switch and Panel key jack. Plus change over for 6 or 12 volts heater supply. Ready built £16.10.0. Carr. 4/6. **A.T.5 POWER SUPPLY UNITS.** For 200-250v. A.C. and 12v. Solid state for Mobile use, complete with all Transmit/Receive changeover switching available.

CODAR-KIT CR.45K MAINS T.R.F. SHORT-WAVE RECEIVER. World wide reception—North and South America, Russia, India, Australia, Far East, Amateurs, Shipping, etc. ★ Separate electrical bandspread. ★ 3 slow motion vernier drives. ★ Low loss polystyrene plug-in coils, factory aligned ★ Dials calibrated in frequencies and degrees. ★ Power output 3 watts for 2/3 ohm speaker. ★ Valve line-up: ECC81, EL84, E230. Size 12 x 5 1/2 x 7 in. **CODAR-KIT CR.45K** complete with valves, 3 coils (10-28, 25-75, 60-176 metres) and 11 page instruction manual. £9.10.0. Carr. 6/-. Extra coils 5/- each. Instruction manual only 4/- (credited on order). (Can also be supplied ready built—price on request).

CODAR-KIT MINI-CLIPPER—OUR FAMOUS SHORT-WAVE RECEIVER ★ Can be built in one evening ready to switch on and bring the World to your fingertips at very low cost. ★ Supplied complete with valve, one coil 25-75 metres and 4-page instruction manual. PRICE 39/6. Carr. 3/-. Extra coils 5/- each. Instruction manual only 2/- (credited on order). Electrical bandspread available. Provision to add 2 transistor amplifier.

Send 6d. in stamps for illustrated leaflets of the Codar range

H.P. terms available

World-Wide Mail Order Service

CODAR

CODAR RADIO COMPANY

BANK HOUSE, SOUTHWICK SQUARE

SOUTHWICK, SUSSEX. Tel. 3149

G3IRE

G3HGQ

Canada: Codar Radio of Canada, Tweed, Ontario

VIKING TRANSISTOR

40-50 WATT AMPLIFIER

OPERATING INSTRUCTIONS GENERAL. An extremely reliable lightweight amplifier capable of giving 40-50 watts of undistorted sound, made possible by the use of the latest semi-conductors (transistors) and techniques which ensure space-age reliability under the most rugged conditions. It is designed as a general purpose amplifier particularly suitable for use with musical instruments that require exceptionally high treble response (not recommended for Bass Guitar). Tremolo facilities are available on Channel 1 only. **INPUTS—CONTROLS—CHANNEL 1 (Tremolo):** this contains two high gain input jack sockets controlled by **Volume Control 1** which is mounted directly above the two sockets marked tremolo. **BASS 1:** gives a controlled boost to the lower frequencies on Channel 1 only. **TREBLE 1:** gives a controlled boost to the high frequencies on Channel 1 only. **TREMOLLO:** this operates on Channel 1 only and the variations of intensity and speed of the Tremolo beat is adjusted by the controls **DEPTH** and **SPEED**. A socket is provided in the rear of the amplifier so that the Tremolo may be switched on and off by the use of a footswitch plugged into the socket. If you wish the Tremolo to be used without the foot-switch, this is possible as the footswitch is only used to short out the effect. **INPUTS AND CONTROLS—CHANNEL 2 (Normal):** this contains two high gain input jack sockets controlled by **Volume Control 2** which is mounted directly above the sockets marked Normal. **TREBLE 2:** gives a controlled boost to the treble frequencies on Channel 2 only. **MAINS VOLTAGE:** fully adjustable. 200-250 volts. A.C. 50 cycles. **POWER OUTPUT:** 40-50 watts sine wave British rating. Very little distortion. **OUTPUT IMPEDANCE:** 3 ohms. Price 21 gns. plus 1/6 postage and packing.



WOLSEY U.H.F. AERIAL AMPLIFIER, two stage, gain 23 db, noise factor 8 db, power consumption 6 mA at 14 volts. Two AF186 transistors, complete with built-in power supply in metal case, list price 9 gns., our price 4 1/2 gns. plus 2/6 postage and packing.

MAINS TRANSFORMER, primary 200/250 volt, secondary 425/425 volt, 250 mA, 6.3 volt 4 amp, 5 volt 3 amp; fully shrouded, chassis mounting. Price £2.50 plus 7/6 postage and packing. Auto transformer step-up-step-down, 240/110 volt 400 watt. Price £1.50 plus 7/6 postage and packing.

MAINS TRANSFORMER 200/250 volt, secondary 250/250 volt, 70 mA, 6.3 volt, 3 amp drop through. Price 12/6 plus 4/6 postage and packing. Elac 10 inch, 10,000 lines ceramic magnet, 3 or 15 ohms, 7 watt, £1.96 plus 4/6 postage and packing.

POCKET MULTI-METER



Size 3 1/4 x 2 1/4 x 1 1/4 in. Meter size 2 1/4 x 1 1/4 in. Sensitivity 1000 O.P.V. on both A.C. and D.C. volts. 0-15, 0-150 0-1000. D.C. current 0-150mA. Resistance 0-100kΩ. Complete with test leads, battery and full instructions, 42/6. P. & P. 3/6. **FREE GIFT** for limited period only. 30 watt Electric Soldering Iron value 15/- to every purchaser of the Pocket Multi-Meter.


40W FLUORESCENT LIGHT KIT



Incorporating GEC Choke size 8 1/2 in. x 1 1/4 in., 2 bi-pin holders, starter and starter-holder. P. & P. 5/6. 11/6
Similar to above: 80W. Fluorescent Light Kit incorporating GEC choke size 1 1/4 in. x 1 1/4 in. 2 bi-pin holders, start and starter holder. P. & P. 6/6 17/6

Twin 40W Choke instant start for 2 x 2ft tubes 17/6. P. & P. 5/6.

MUSETTE 6 TRANSISTOR SUPERNET PORTABLE RADIO



39/6

P. & P. 3/6.
Circuit diagram 2/6.
Free with parts.

INCLUDING CARRYING STRAP

- 2 1/2" Speaker.
- 6 Transistors Superhet Output 200mW.
- Plastic Cabinet in red, size 4 1/2" x 3" x 1 1/2" and gold speaker louvre.
- Horizontal Tuning Scale.
- Ferrite Rod Internal Aerial.
- IF 470 kc.


- All components, Ferrite Rod and Tuning Assembly mount on printed board.
- Operated from PP3 Battery.
- Full comprehensive instructions and point-to-point wiring diagram.
- Printed Circuit Board.
- Tunable over medium and long wave-band. Car aerial and ear piece socket.

RADIO & TV COMPONENTS (ACTON) LTD
21C HIGH STREET · ACTON · LONDON · W.3


MULTIPLEX DECODER

For receiving Stereo FM

Now is your chance to benefit in full from the new B.B.C. stereo transmissions with our Multiplex Decoder. Design features: Highly efficient Mullard vinkor pot cores. Two semi-conductor diodes. Double purpose valve. Printed circuit type construction high input impedance. Specification: Cross talk minus 26 dB at 1 kc/s. Input requirements 0.5-1.5 RMS. Stability plus or minus 0-1%. Voltage requirements H.T. 190-250 volts. D.C. at 5 mA. heaters 6.3 volts. A.C. at 300 mA. Self powered unit shortly available, price to be announced. Size 5 1/2" x 3 1/2" x 1". Fully built and tested.



Price £4.4.0 P. & P. 3/-



Type E MOTOR

Small A.C. mains motor 230/250 volts complete with gearbox. 6 r.p.m. Price 15/- plus 4/- P. & P.
Similar to above motor but without gearbox. Price 9/6 plus 3/- P. & P.

R & TV FIRST QUALITY P.V.C. TAPE

5 1/2 in. Std. 850ft. ... 9/-	5 in. L.P. 850ft. ... 10/6
7 in. Std. 1200ft. ... 11/6	3 in. T.P. 600ft. ... 10/6
3 in. L.P. 240ft. ... 4/-	5 in. T.P. 1800ft. ... 25/6
5 1/2 in. L.P. 1200ft. ... 11/8	5 1/2 in. T.P. 2400ft. ... 32/6
7 in. L.P. 1800ft. ... 18/6	7 in. T.P. 3600ft. ... 42/6
5 1/2 in. D.P. 1800ft. ... 18/6	4 in. T.P. 900ft. ... 15/-

P. & P. on each 1/6, 4 or more post free.



"MAYFAIR" 5-Transistor TAPE RECORDER

Capstan-driven, battery operated 7 1/2 and 3 1/2 i.p.s. Precision made. Push-button controls. High quality 2 1/2 in. speaker. Push-pull circuit. Output 400mW. Frequency response: 200-7000 kc/s. Fast rewind. Up to 1 hour twin track playing time. Automatic erasing for re-recording. Dimensions: 8 in. x 1 1/2 in. x 3 1/2 in. Weighs only 7lb. Takes 5in. spools. plus 9/- P. & P.

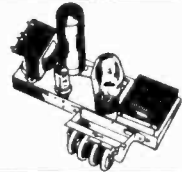
£11.11.0

SILICON RECTIFIERS

250 v. P.I.V. 750 milliamps. Six for 7/6 post paid.

3 to 4 WATT AMPLIFIER

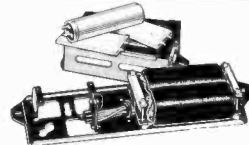
3-4 watt Amplifier built and tested. Chassis size 7 x 3 1/2 x 1 in. Separate bass, treble and volume control. Double wound mains transformer, metal rectifier and output transformer for 3 ohms speaker. Valves ECC81 and 6V6. £2.00 plus 5/6 p. & p.
The above in Kit Form, 29/6 plus 5/6 p. & p.
8" x 5" speaker to suit 14/6 plus p. & p. 1/6



POWER SUPPLY KIT

A.C. MAINS 200-250V
Incorporating "C" core type mains transformer, full wave metal rectification and smoothing condenser. Smooth output 250 v. 250 mA and 6.3 v. 4 amp. for Heaters.

25/- P. & P. 9/6



NEW TRANSISTORISED SIGNAL GENERATOR

Size 5 1/2" x 3 1/2" x 1 1/2". For IF and RF alignment and AF output 700 c/s frequency coverage 460 kc/s to 2 mc/s in switched frequencies. Ideal for alignment to our Elegant Seven and Musette. Built and tested.

39/6 P. & P. 3/6

CYLDON U.H.F. TUNER

Complete with PC88 and PC86 Valves. Full variable tuning. New and unused. Size 4 1/2 x 5 1/2 x 1 1/2 in. Complete with circuit diagram. plus 3/6 P. & P.

35/-



★ ALL ORDERS BY POST MUST BE SENT TO OUR ACTON ADDRESS

★ Our new branch at
323 EDGWARE ROAD, LONDON, W.2.
IS NOW OPEN ● PERSONAL SHOPPERS ONLY
ALL ENQUIRIES STAMPED ADDRESSED ENVELOPE
OPEN 9 a.m.—6 p.m. INCLUDING SATS. EARLY CLOSING WED.
GOODS NOT DESPATCHED OUTSIDE U.K. TERMS C.W.O.

Elegant Seven Mk II

COMBINED PORTABLE *and* CAR RADIO

SPECIAL OFFER

7" x 4" P.M. Speaker at no extra charge

Buy yourself an easy to build 7 transistor radio and save at least £10.0.0. Now you can build this superb 7 transistor superhet radio for under £4.10.0. No one else can offer such a fantastic radio with so many de luxe star features.

- ★ De luxe grey wooden cabinet size 12½" x 8½" x 3½"
- ★ Horizontal easy to read tuning scale printed grey with black letters, size 1½" x 2"
- ★ High 'Q' ferrite rod aerial.
- ★ I.F. neutralization on each separate stage.
- ★ D.C. coupled push pull output stage with separate A.C. negative feedback.
- ★ Room filling output 350 mW.
- ★ Ready etched and drilled printed circuit board back printed for fool proof construction.
- ★ Fully comprehensive instructions and point-to-point wiring diagrams.
- ★ Car aerial socket.
- ★ Fully tunable over medium and long wave. 168-535 metres and 1250-2000 metres.
- ★ All component's ferrite rod and tuning assembly mount on printed board.
- ★ Full after sales service.
- ★ Parts list and circuit diagram 2s. 6d., free with parts.

ONLY **£4.4.0**

Plus 7/6 P. & P. Parts List and circuit diagram 2/6 FREE with parts.


To purchasers of 'Elegant Seven' parts, incorporating mains transformer, rectifier and smoothing condenser, A.C. mains 200/250 volts. Output 9v 100mA. 7s. 6d. extra.



*** Our new branch at
323 EDGWARE ROAD, LONDON, W.2.
IS NOW OPEN
PERSONAL SHOPPERS ONLY**

RADIO & TV COMPONENTS (ACTON) LTD
21C HIGH STREET · ACTON · LONDON · W.3

ALL ENQUIRIES STAMPED ADDRESSED ENVELOPE
OPEN 9 a.m.—6 p.m. INCLUDING SATS. EARLY CLOSING WED.
GOODS NOT DESPATCHED OUTSIDE U.K. TERMS C.W.O.



YOURS FREE FOR 7 DAYS

The New 'Picture - Book' way of learning

BASIC

ELECTRICITY (5 Vols)
ELECTRONICS (6 Vols)
ELECTRONIC CIRCUITS (2 Vols)
INDUSTRIAL ELECTRICITY (2 Vols)
SYNCHROS & SERVOMECHANISMS (2 Vols)

You'll find it easy to learn with this outstandingly successful new pictorial method—the essential facts are explained in the simplest language, one at a time; and each is illustrated by an accurate cartoon-type drawing.

The books are based on the latest research into simplified learning techniques. This has proved that the Pictorial Approach to learning is the quickest and soundest way of gaining mastery over these subjects.

The series will be of exceptional value in training mechanics and technicians in electricity, Radio and Electronics.

WHAT THIS MONTH'S ENTHUSIASTIC READERS SAY

"I have recently had the pleasure of perusing your excellent publications on **BASIC ELECTRICITY** and **BASIC ELECTRONICS**, which are now available from our (R.N.Z.A.F.) Service Libraries . . . C.W.K., New Zealand.

"I have found **BASIC ELECTRICITY** and **BASIC ELECTRONICS** excellent publications and look forward to future publications as available . . . T.J.T., Blackburn.

TO SELRAY BOOK CO.

60 HAYES HILL, HAYES, BROMLEY, KENT

Please send me **Without Obligation to Purchase**, one of the above sets on **7 Days Free Trial**. I will either return set, carriage paid, in good condition within 7 days or send the following amounts. **Basic Electricity 70/-**—Cash price or Down Payment of **15/-**—followed by 4 fortnightly payments of **15/-**—each. **Basic Electronics 82/-**—Cash Price or Down Payment of **15/-**—followed by 5 fortnightly payments of **15/-**—each. This offer applies to **UNITED KINGDOM ONLY**.

Tick set required (only ONE set allowed on free trial).

BASIC ELECTRICITY 70/- **BASIC ELECTRONICS 82/-**
BASIC ELECTRONIC CIRCUITS 40/-
BASIC INDUSTRIAL ELECTRICITY 40/-
BASIC SYNCHROS & SERVOMECHANISMS 38/-
ALL PRICES INCLUDE POSTAGE

Signature

(If under 21, signature of parent or guardian)

NAME

FULL POSTAL ADDRESS

BLOCK LETTERS BELOW

POST NOW FOR THIS OFFER!

TRS BARGAINS in Modern Quality Kits, Components and Equipment

TRS FM STEREO DECODER

OUTSTANDING T.R.S. VALUE

Based on Mullard's proven circuitry, this is a six transistor, printed circuit unit size $5\frac{1}{2}$ x $4\frac{1}{2}$ in. Two stage transistor Stereo Beacon Indicator is incorporated. Operates from 12v. supply. Neg. earth. Basic Kit supplied suitable for Transistor Tuner input and Transistor Amplifier output. With simple mods (data supplied with Kit) the unit is easily adapted for Valve Tuners and Valve Amplifiers. Kit and assembly instructions, complete with Mullard specified Inductors, Type WF2949 and WF2951.

Complete kit as described **£4.19.6** With coils tested and pre-aligned **£5.5.6**
Carriage either kit 2/6.

FM DECODER COILS

Designed and made by Mullard, these inductors are as used in T.R.S. Decoder above. TYPE WF2949 and WF2951, each 25/- . Per pair 49/6, post free.

6 VALVE AM/FM TUNER UNIT



In Kit Form with or without Power Pack Med. 100 m., 550 m., V.H.F.—86 Mc/s—103 Mc/s, 6 valves and metal rectifier. Self-contained power unit. Magic-eye, 3 push-button controls on/off, Med., V.H.F. Diodes and high output sockets with gain control. Illuminated 2-colour perspex dial 1 1/2 in. x 4 in. Chassis size 1 1/2 in. x 4 in. x 5 1/2 in. Strongly recommended for use with Mullard amplifiers below. For A.C. mains 200/250 v. Unbeatable value. Complete kit, inc. Power Pack as illustrated, 11 gns. Carr. 7/6. Ditto less Power Pack, 10 gns. Carr. 7/6. Circuit and Const. details 4/6. Free with kit.

MISCELLANEOUS

ENAMELLED COPPER WIRE—2 oz. reel 14 g.-20 g. 3/-; 22 g.-28 g. 3/6; 30 g.-34 g. 4/3; 36 g.-58 g. 4/8; 39 g.-40 g. 5/-, etc. TINED COPPER WIRE. 16-22g. 4/- 2 oz. BONDACOUST Speaker Cabinet Acoustic Wadding (1" thick approx.) 18" wide, any length cut, 6/- yd.

VEBOBOARD—All sizes including 2 1/2 in. x 5 in. 3/8; 2 1/2 in. x 3 1/2 in. 3/4; 3 1/2 in. x 5 in. 5/2; 3 1/2 in. x 3 1/2 in. 3/8; 3 1/2 in. x 1 1/2 in. 1/2d. All accessories and tools in stock.

VOLUME CONTROLS. LOG and LINEAR 5K-2 MΩ 3in. Spindles Morganite Midget Type 1 1/2 in. diam. Guar. 1 year. LOG or LIN ratios less Sw. 3/6. 1P. Sw. 5/-. Twin Stereo less Sw., 7/6. DP. Sw., 9/6 (100k to 2 Meg. only).

RESISTORS—Modern ratings full range 10 ohms to 10 megohms 20% 1-1 w. 3d. ea., ditto 1 w., 6d. ea., 2 w., 9d. ea., 10% 1-1 w. 4d. ea., 5% Hi-stab., 1-1 w., 6d. ea. (below 100 ohms and over 1 meg., 9d. ea.), 1% Hi-stab., 1 w., 1/8 ea. (below 100 ohms, 2/- ea.).

ERSIN MULTICORE SOLDER. 80/40 4d. per yard. Cartons 6d., 1/-, 2/6 etc.

WIREWOUND RESISTORS. 25 ohm to 10 K. 5 w. 1/8. 10 w. 1/6. 15 w. 2/-. CONDENSERS Silver Mica. All values 2 pt. to 1,000 pf. 6d. ea. Ditto ceramic. 9d. Tub. 450 v. T.C.C., etc. .001 mfd to .01 10d. and .1/850 v. 10d. .02 MFD to 0.1 MFD. 500 v. 1/- .25 T.O.C. 1/8. .5 T.O.C. 2/-.

CLOSE TOL. 3/MICAS. 10% 5 pf. 500 pf. 9d. 600-5,000 pf. 1/- .1% 2 pf.-100 pf. 100 pf.-250 pf. 1/8. 270 pf.-800 pf. 1/4. 800 pf.-5,000 pf. 2/-.

ALUMIN. CHASSIS. 18g. Plain undrilled folded 4 sides. 2in. deep. 6in. x 4in. 4/6; 8in. x 6in. 5/8; 10in. x 7in. 6/9; 12in. x 6in. 7/8; 12in. x 8in. 8/- etc.

ALUMIN. SHEET. 18g. 6in. x 6in. 1/-; 6in. x 8in., 1/6; 6in. x 12in., 2/-; 12in. x 12in., 4/- each

TYGAM FRET (Contem. pat.) 12in. x 12in., 2/-; 12in. x 18in. 3/-; 12in. x 24in., 4/- etc FOSTER DYNAMIC MIKE. 600 ohm impedance. Complete with Desk stand. Leads etc. A neat Hi quality Unit. 59/6. Also High Impedance (50K) 59/6.

CONTINENTAL SWITCHED—Popular Stik Type. High Imp., 42/6.

SUPERIOR CONTINENTAL DE-LUXE STIK MIKE WITH SWITCH. Neck Cord suspension, 5-band expander and Base. Black and Chrome finish. Complete with plug-in Lead and neat presentation box. 59/6.

MICROPHONE INSERTS. AC08 XTAI. Type MIC 14 1 1/2 in. x 4 in. 7/6. MIC 43 1 1/2 in. x 3 1/2 in. 8/6. Continental type 1in. x 1 1/2 in., 6/-.

A UNIQUE TRANSFORMER SERVICE

We manufacture Transformers and Chokes of all types. Enquiries invited for Protos and small runs.

A GOOD WAY TO SPEND 3P.

PEAK SOUND STEREO AMP

With integrated pre-amp Uses Cir-Kit for easy building. Model SA-8-8 has 14 matched transistors; 20-20,000 c/s ± 3dB. Specially for use with high quality ceramic P.U.s. For 2-8 ohm speakers. Output 8.5 watts per channel. A high quality instrument for easy building and reliability. Will fit in safely under motor board to keep your cabinet work looking slim. Complete with instructions £12.19.6. (p/p 4/-)

PEAK SOUND POWER PACK—75/- (p/p 5/6)

Send 3d. stamp to T.R.S. and you will receive our latest Bargain-packed lists by return. A great way to buy and save!

DE-LUXE RECORD PLAYER KIT FOR ONLY £13.19.6 COMPLETE

An elegantly designed quality instrument that builds into a superb reproducer. With 4 speed Garrard Auto-Slim unit and special Mullard high quality 3 watt printed circuit valve amplifier, vol. bass and treble controls, 8 x 5 in. 10,000 line speaker. Contemporary styled 2-tone cabinet, charcoal-grey and off-white with matching blue-velvet. Size 17 1/2 x 16 x 8 in. A stylish unit capable of quality reproduction. Circuit and construction details 2/6 (free with kit).

COMPLETE KIT £13.19.6

Carr. and ins. 12/6
Ready wired 30/- extra. Illuminated perspex control panel escutcheon, 7/6 extra. Four contemporary mounting legs. 6in. 10/6; 9in. 11/6; 12in. 12/6 extra.



Outstanding value and performance

GARRARD UNITS AND PLINTHS

LM.3000 Record Player with 9 T.P. Stereo Cartridge. Limited number available. Brand new as from factory. **8 gns.**

AT.60 De-luxe Auto-changer. 12in. turntable. Superbly engineered. Less cartridge **9 1/2 gns.**

SP.25 De-luxe single record player, less cartridge. Packing and carr. on any one of above, 7/6 extra. **9 1/2 gns.**

Garrard Plinth. The ideal modern mounting for the Garrard Units offered here. Will readily suit any hi-fi set-up. Beautifully finished in Oak. Complete with contemporary drop-on plastic cover. Packing and carriage 5/- **75/-**

Garrard Cartridge. Hi-fi quality turnover mono and stereo cartridges. Mono from 15/- Stereo from 25/- All post free.

STYLISH REPLACEMENTS IN SAPPHIRES AND DIAMONDS AT VERY ATTRACTIVE PRICES.

TRS KITS FOR MULLARD AMPLIFIERS

MULLARD 3-3

"3-3" Amp. 3-valve Hi-Fi quality at reasonable cost. Base Boost and Treble controls, quality sectional output transformer, 40 c/s-25 kc/s ± 1dB. 100 mV. for 3W. less than 1% distortion. Bronze escutcheon panel. Complete Kit only £7.10.0. Carr. 7/6. Wired and tested. 29.10.0.

MULLARD 5-10

5 valves 10W. 3 and 15 ohms output. Mullard's famous circuit with heavy duty ultra-linear quality output trf. Basic amplifier kit price 29.19.6. Carr. 7/6. Ready built 114 gns.

Two Valve Pre-Amp Unit (Mullard Design) Kits 28.12.6. Built 25.10.0. Carriage 5/6.

WE ARE SINCLAIR SPECIALTY SUPPLIERS

We carry full stocks of these world-famous all-British designs including the very latest as advertised by this famous firm and give prompt delivery.

Z.M.2 combined 12w. amp and pre-amp, built 59/6; STEREO 25 de luxe ore-amp/ control unit (stereo) built 29.19.6; MICRO-8 Six stage vest-pocket receiver (kit). 59/6; MICRO-FM 7 transistor FM tuner-receiver (kit). 25.19.6. PZ.3 Mains power supply unit. 23.19.6. And the newest Sinclair designs as released!

7 VALVE AM/FM RG CHASSIS

A superbly powerful, high performance instrument for the keenest enthusiasts. Features tuning on long, medium and P.M. wavebands. 3 wave-band L/M/FM. Permanently tuning on P.M. Large clear dial A.V.C. Good neg. feedback. Magic eye. 3 w. output. A.C. 200/250 v. Circuit diagrams available. Aligned, tested and ready for use £13.19.6. (Carr. and ins. 7/6.) S.A.E. brings full details.

TRANSISTOR COMPONENTS

Midget I.F. Trans. 9 1/2 in. dia. Weyrad, etc. 1st, 2nd or 3rd 1P 5/6. Osc. Coil 9 1/2 in. dia. Med. and Long wave, 5/-. Ditto REPANCO 4in. x 4in. x 1/2 in. Standard type 1st, 2nd and 3rd 1P, Osc. Med and long wave, 6/-. Double Tuned, type ea., 6/9. Miniature Push-Pull Driver Transf. (Type TT45) Ratio 9:1. 6/-. Ditto O/P Transf. (To 3 ohm type TT46) Ratio 8:1 6/-. Midget 1P Chokes (for M. and L) W2-5mH, 5mH, 7-5mH 10mH ea., 2/6.

POLYESTER Mini Condensers—Ideal for P/21 use. 200v. wgs. -01 9d., -022 9d., -033 11d., -047 11d., -068 1/-. 1 1/1.

MIDGET TRANSISTOR ELECTROLYTICS—TCC etc. 8d. range, a 1 value 1 mfd—50 mfd. 12v/15v working each 1/9. 100mfd 12v. 2/-. 1000 mfd 6v 2/3. Special Electrolytics for Transistor Mains Units, 1000 mfd. 25v. 3/9. 2000 mfd 50v. 6/6. 2000 mfd 75v. 7/6.

PACKING AND CARRIAGE

Up to 1/2 lb. 1/-; 1 lb. 1/9d.; 3 lb. 3/-; 5 lb. 5/3d.; 8 lb. 4/6; except where otherwise stated. PAYMENT. Cash with order or C.O.D.



Established 1946

70 BRIGSTOCK ROAD, THORNTON HEATH, SURREY
Tel: THO 2188 Hours 9 a.m.—6 p.m. 1 p.m. Wednesdays

INCREASE YOUR KNOWLEDGE



RADIO TELEVISION ELECTRONIC ENGINEERING

MEMBER OF THE ASSOCIATION
OF BRITISH CORRESPONDENCE COLLEGES

CHOOSE THE RIGHT COURSE FROM
RADIO AND TELEVISION ENGINEERING,
INDUSTRIAL TELEVISION, RADIO AND
TELEVISION SERVICING, ELECTRONICS,
COMPUTERS AND PROGRAMMING,
ELECTRONIC TECHNICIANS, SERVOMECH-
ANISMS, TELEMTRY, CLOSED CIRCUIT TV,
INSTRUMENTATION, AND PRINCIPLES OF
AUTOMATION.

ALSO EXAMINATION COURSES FOR:

Inst. of Electronic and Radio Engineers
C. & G. Telecommunication Techns'. Cert.
C. & G. Supplementary Studies
R.T.E.B. Radio/TV Servicing Cert.
P.M.G. Certificates. Radio Amateurs' Exam.

LEARN AS YOU BUILD

Practical Radio Courses: Gain a sound knowledge of Radio as you build YOUR OWN 5-valve superhet Receiver and Transistor, Portable Signal Generator and High Quality Multitester. At the end of the course you have valuable practical equipment and a fund of personal knowledge and skill. ICS Practical Radio Courses open a new world to the keen amateur.

THERE IS AN **ICS** COURSE FOR YOU

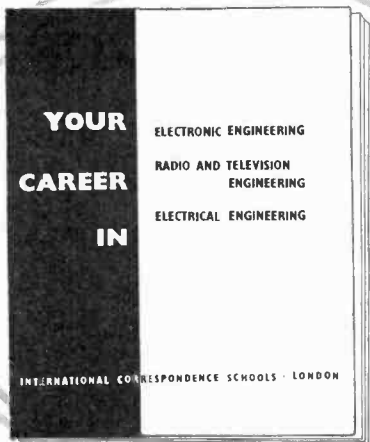
Whether you need a basic grounding, tuition to complete your technical qualifications, or further specialized knowledge, ICS can help you with a course individually adapted to your requirements.

There is a place for you among the fully-trained men. They are the highly paid men—the men of the future. If you want to get to the top, or to succeed in your own business, put your technical training in our experienced hands.

ICS Courses are written in clear, simple and direct language, fully illustrated and specially edited to facilitate individual home study. You will learn in the comfort of your own home—at your own speed. The unique ICS teaching method embodies the teacher in the text; it combines expert practical experience with clearly explained theoretical training. Let ICS help you to develop your ambitions and ensure a successful future. Invest in your own capabilities.

FILL IN AND POST THIS COUPON TODAY

You will receive the **FREE ICS Prospectus** listing the examination, and ICS technical courses in radio television and electronics **PLUS** details of over 150 specialised subjects.



PLEASE SEND FREE BOOK ON.....

NAME

ADDRESS

OCCUPATION..... AGE.....

INTERNATIONAL CORRESPONDENCE SCHOOLS
Dept. 170, INTERTEXT HOUSE, PARKGATE ROAD, London, SW11
2/67

BRADFORD 10 North Pde. (Half-day Wed.) Tel. 25349
BRISTOL 14 Lower Castle St. (Half-day Wed.) Tel. 22904
BIRMINGHAM 30/31 Gt. Western Arcade, opp. Snow Hill Station. CENTRAL 1279. No half-day
DERBY 26 Osmoston Rd., The Spot (Half-day Wed.) Tel. 41361

DARLINGTON 13 Post House Wynd (Half-day Wednesday) Tel.: 68043
EDINBURGH 133 Leith Street (Half-day Wed.)
GLASGOW 326 Argyle St. (No half-day) Tel.: CITY 4158
HULL 91 Paragon Street (Half-day Thursday) Tel.: 20505



MAIL ORDERS TO: 102 Henconner Lane, Bramley, Leeds 13. No C.O.D. under £1. Terms C.W.O. or C.O.D. Postage 3/9 extra under £2. 5/9 extra under £5. Trade supplied. S.A.E. with all enquiries

LEICESTER 32 High Street (Half-day Thurs.) Tel.: 56420
LEEDS 5-7 County (Mecca) Arcade (No half-day) Tel.: 28252
LIVERPOOL 73 Dale St. (No half-day) Tel.: CENTRAL 5753
LONDON 328 Edgware Road, W2 (Half-day Thurs.) Tel.: PAD 1629. 96 High Holborn, WC1 Tel.: HOL 9874 (Half-day Sat.)

MANCHESTER Large walk round store (No half-day) 60A-60B Oldham St. Tel.: CENTRAL 2778
MIDDLESBROUGH 106 Newport Road (Half-day Wednesday) Tel.: 47096
NEWCASTLE UPON TYNE 41 Blakett Street Opp Fenwicks Store (Half-day Wed.) Tel.: 21469
SHEFFIELD 13 Exchange Street, Castle Market Bldgs. (Half-day Thursday) Tel.: 20716

AUDIOTRINE PLINTHS
 for Record Playing units. Teak finish cut for Garrard 1000, 2000, 3000, AT6 Mk 2, AT60, SP25 or Goldring GL68. Available with clear Perspex cover as illustrated £5.19.11. complete.
66/-
RP2 Consisting of Garrard SP25 fitted Goldring CS90 high compliance ceramic cartridge with diamond stylus, above plinth Only **19/-** Gns. and cover. Normally £25 Carr. 15/-
RP3 As above but with Goldring Letco GL68 Transcription unit and CS90 Cartridge. Normally over £33. Terms available only **26/-** Gns. Carr. 15/-

AUDIOTRINE HIGH FIDELITY 'SPEAKERS'
 Heavy cast construction. Latest high efficiency ceramic magnets. Dual Cone for extended frequency range. Plastic treated surround giving low fundamental resonance. Response 35-20,000 c.p.s., Impedance 3 or 15 ohms. Carr. 5/6.
HF11D 8 in. 10 WATT 4 Gns.
HF110D 10 in. 10 WATT 5 Gns.
HF100D 10 in. 15 WATT 25.15.0
HF121D 12 in. 20 WATT 26.15.0
HF127D 12 in. 30 WATT 9 Gns.

AUDIOTRINE HI-FI 'SPEAKER SYSTEMS'
 Consisting of matched 12in. 12,000 line, 15 ohm high quality speaker; cross-over unit and Tweeter. Smooth response and extended frequency range, ensure surprisingly realistic reproduction. Standard 10 watt rating. Or Senior 20 watt inc. Pane 122/10 speaker 7 Gns. Carr. 7/6. Carr. 5/9

15 watt HI-FI TRANSISTORISED AMPLIFIER TYPE A15
 with integral pre-amp tone control stages. Output for 3, 7.5 and 15 ohm spkrs. Kit includes Printed Circuit and all parts including 9 Mullard or Newmarket latest semi-conductors. Heat sink and full wiring instructions or with printed circuit fully wired and tested 30/- extra. Frequency Response: +1dB 20-20,000 c.p.s. Harmonic Distortion: 0.1% measured at 1000 c.p.s. Hum and Noise: -80dB. Sensitivity: 20V. Bass Control: +9dB to -14dB at 40 c.p.s. Treble Control: +8dB to -13dB at 10 Kc/s. Suitable Power Pack Kit 39/6 or ready built 59/6.
JASON VHF/FM TUNER £6.19.11 Complete kit with valves.

please. HI-FI CATALOGUE NOW AVAILABLE price 3/3 post paid. Personal shoppers welcome. Open all day Sats. except High Holborn branch.

ALL LEADING MAKES OF HI-FI EQUIP. STOCKED Cash or Terms

HI-FI LOUDSPEAKER ENCLOSURES
 All types of pleasing modern design acoustically lined and ported and in finishes of light Teak or medium Walnut. SE8. For optimum performance with 8Ω. Hi-Fi 8in speaker. Size 22 x 15 x 7in. Carr. 7/6 **£5.17.9**
 SE10. For 10in. Hi-Fi speaker with provision for tweeter. Size 24 x 15 x 8in. Carr. 10/- **£6.19.9**
 SE12. For outstanding performance with any 12in. Hi-Fi speaker. Cut for tweeter. Size 24 x 20 x 8in. Or Deposit 27/- and 9 monthly payments of 18/2 (Total £89.10.6.) Carr. 10/- **8 Gns.**
 FHE 8. Folded Horn type. Size 27 x 16 x 10in. Designed for high flux 8in. speaker with which exceptional quality can be obtained. Carr. 10/- Credit terms available.

Tweeters R.A. 3 ohm or 15 ohm 25/9

HIGH FIDELITY LOUDSPEAKER UNITS
 Cabinets of latest styling Satin Teak or Walnut, acoustically lined and ported where appropriate. Credit Terms available on all units.


MINI 8 8 WATT rating, 3 or 15 ohm. Frequency response 50-15,000 c.p.s. Specially designed high flux 5in. speaker with low fundamental resonance. Handsome Teak veneered cabinet. **£6/19/11** 9 1/2 x 6 1/2 x 7 1/2. Carr. 7/6
THE 'PETITE' Really astounding performance. Size only 10 1/2 x 6 1/2 x 7 1/2. Rating 10 watts. Frequency range 50-20,000 c.p.s. Specially designed long voice coil and rubber cone surround. Impedance 3 or 15 ohms. **11 Gns.** Carr. 7/6
THE DORCHESTER Size 24 x 15 x 8in. Fitted Audiotrine HF100D Speaker. Rating 15 watts. Impedance 15 ohms. Frequency Response 30-20,000 c.p.s. Carr. 15/- **12 Gns.**
THE GLOUCESTER Handsome "slim-line" cabinet. Size 24 x 20 x 8in. 12in. High flux 12,000 line speaker. Cross-over unit and Tweeter. Rating 10 watts. Impedance response 40-20,000 c.p.s. Impedance 15 ohms. Carr. 15/- **11 Gns.**
THE BRONTE Size 22 x 15 x 7in. Fitted Wharfedale Super 8 RSD Speaker, with Roll surround and dual cone. Rating 6 watts. Impedance 15 ohms. Carr. 15/- **12 Gns.**

R.S.C. STEREO/TEN HIGH QUALITY AMPLIFIER

A complete set of parts for the construction of a unit giving 5 watts high quality output on each channel (total 10 watts). Sensitivity is 50 millivolts. Suitable all crystal or ceramic stereo heads. Ganged Bass and Treble Controls. Provision is made for use as straight (monoaural) 10 watt amplifier. Valve line-up ECC83, ECC83, EL84, EL84, EZ81. Outputs for 2-3 ohm speakers. Point to point wiring diagrams and instructions supplied. Send S.A.E. for leaflet.
 Or supplied factory assembled with 12 months' guarantee for 11 gns. Carr. 11/6 **£8.15.0**
 Terms: Dep. 36/- and 9 monthly payments 25/5 (Total £13.4.9)

R.S.C. STEREO 20/HIGH FIDELITY AMPLIFIER

PROVIDING 10 1/4 WATT ULTRA LINEAR PUSH-PULL OUTPUT ON EACH CHANNEL. SUITABLE FOR "MIKE", GRAM, RADIO OR TAPE. Employing valves ECC83, ECC83, ECL86, ECL86, ECL86, EZ81. Frequency Response: +2dB 30-20,000 c.p.s. Hum Level: 65dB down. Sensitivity: 5 millivolts maximum. Harmonic Distortion: (each channel): 0.2%. *Four-position tone compensation and Input Selector Switch. *Stereo/Mono switch. *Will amplify direct from Tape Heads. *Neon panel indicator. *Handsome Perspex Frontplate. *Separate Bass "Lift" and "Cut" and Treble "Lift" and "Cut" controls. Output transformers are high-quality sectionally wound to required specification. Output matching for 3 and 15 ohm spkrs. on 14 Gns. Carr. 12/6
 Or factory assembled, tested and supplied with our usual 12 months guarantee. Carr. 12/6 **19 Gns.**
 Or Deposit £8 and 9 monthly payments 43/2 (Total £22.4.6). Send S.A.E. for leaflet.



R.S.C. TFM TRANSISTORISED VHF/FM RADIO TUNER

Total cost of parts with detailed wiring diagrams and instructions. Carr. 19/- **12/-** Gns.
 Or factory built 15/- Gns. Or in Teak finished cabinet as illustrated 19/- Gns.
 Terms: Deposit 25 and 9 mthly payments 39/- Total £22.11.0.

* 200-250v. A.C. Mains operation. * High-sensitivity rejection. * Sharp A.M. Rejection. * Drift-free reception. * Output ample for any amplifier (approx. 500 m.v.v.). * Simple alignment instructions. * Output available for feeding tuning meter. * Output for feeding Stereo Multi-plexer. * Tuner head uses Silicon Planar Transistors. * Designed for standard 80 ohm co-axial input. Made to visually match our Super 15 and 30 amplifiers and of the same high standard of performance and reliability. The pre-wired tuning head facilitates speed and simplicity of construction. Printed circuitry. Only first grade transistors and components used. Our latest product giving you the best at half the cost of comparable units.

Miniature Transistorised VHF/FM Tuner
 Battery operated. In plastic case complete with Telescopic Aerial **£6.19.11** Carr. 5/-

R.S.C. SUPER 15 HI-FI AMPLIFIER

FULLY TRANSISTORISED 200/250v. A.C. Mains. OUTPUT 10 WATTS R.M.S. cont. into 15 ohms. 15 WATTS R.M.S. cont. into 3-4 ohms. Maximum instantaneous Peak power output 28 watts. PRINTED CIRCUIT CONSTRUCTION. LATEST MULLARD TRANSISTORS. AD149, AD149, OC127Z, OC81Z, OC44, C44, OC81Z, OC44, AC107. 5 POSITION INPUT SELECTOR SWITCH. EQUALISATION TO Standard R.I.A.A. and C.C.I.R. Characteristics for Gram and Tape Heads. FULL TAPE MONITORING FACILITIES. SENSITIVITIES: Magnetic P.U. 4 mV. Crystal or Ceramic P.U. 400 mV. Microphone 4.5 mV. Tape Head 2.5 mV. Radio/Aux or Ceramic P.U. 10 mV. FREQUENCY RESPONSE: +2dB 20-20,000 c.p.s. TREBLE CONTROL: +15dB to -14dB at 10 Kc/s. BASS CONTROL: +12dB to -15dB at 50 c/s. HUM LEVEL: -75dB. HARMONIC DISTORTION at 10 Watts R.M.S. 1,000 c.p.s. 0.25%. NEGATIVE FEEDBACK: 52dB. Complete Kit of parts with full constructional details and point to point wiring diagrams. Carr. 11/- Supplied factory built 15 Gns. Carr. 12/6. Terms: Deposit 49/- and 9 monthly payments 33/9 (Total £17.12.0). Or fitted in beautiful Walnut or Teak veneered cabinet as illustrated, 4 Gns. extra. ALL COMPONENTS ETC. ARE OF A HIGH STANDARD AND SUPPLIED BY LEADING BRITISH MANUFACTURERS.

R.S.C. SUPER 30 STEREO AMPLIFIER

TECHNICAL SPECIFICATIONS COMPARE MORE THAN FAVOURABLY WITH SIMILAR AMPLIFIERS AT TWICE THE COST
 A DUAL CHANNEL VERSION OF THE SUPER 15. Employing Twin Printed Circuit Boards. Close tolerance Ganged Pots. Matched Components. CROSS TALK: -52dB at 1,000 c.p.s. CONTROLS: 5 position Input Selector, Bass Control, Treble Control, Volume Control, Balance Control, Stereo/Mono Switch, Tape Monitor Switch, Mains Switch. INPUT SOCKETS (Matched Pairs). (1) Magnetic P.U. (2) Ceramic or Crystal P.U. (3) Radio/Aux. (4) Tape Head. Microphone. Operation of the Input Selector Switch assures appropriate equalisation. Rigid 18 s.w.g. Chassis. Size approx. 12in. Wide, 3in. High and 8in. Deep. Neon Panel Indicator. Attractive Facia and Silver Matchless Knobs. Above facilities, etc., except for Ganging and Balance Control, apply also to Super 15.
 THESE UNITS ARE EMINENTLY SUITABLE FOR USE WITH ANY MAKE OF PICK-UP OR MICROPHONE. (Crystal, Ceramic, Magnetic, Moving Coil, Ribbon) CURRENTLY AVAILABLE. SUPERB SOUND OUTPUT QUALITY CAN BE OBTAINED BY USING WITH FIRST RATE ANCILLARY EQUIPMENT. All required parts, point to point wiring diagrams and detailed instructions. Carr. 13/9
 Unit factory built 25/- Gns. or deposit 83/9 and 9 monthly payments 56/9 (Total £29.14.6). 15 29/1 Gns. Carr. 15/- or Deposit 24.14.9 and 9 mthly paym'ts 65/10 (Total £24.7.3). Send S.A.E. for leaflet.

AUDIOTRINE HI-FI TAPE RECORDER KIT

REALISM AT INCREDIBLY LOW COST. S.A.E. for leaflet. CAN BE ASSEMBLED IN AN HOUR. ONLY 4 PAIRS OF SOLDERED JOINTS PLUS MAINS. Incorporating the latest Magnavox Tape Deck. The Audiotrine High Quality Tape Amplifier with switched equalisation for each of 3 speeds. High Flux P.M. Speaker, empty Tape Spool, a Reserve of Best Quality Tape and a handsome Portable Cabinet of latest styling finished dark grey leathercloth. Size 14 1/2 x 17 x 8 1/2 in. and circuit. Purchased separately would total approx. £34. Performance equal to units in the £50-£60 class. Deposit 4 gns. and 9 monthly payments 59/6 (Total £29.84). 4 Track Model 3 gns. extra. Carr. 19/6. **26 1/2 Gns.**



LINEAR TAPE PRE-AMPLIFIER. Type LP1 Switched Equalisation. Positions for Recording at 14in., 3in., 7in. per sec. and Playback. EM84 Recording Level Indicator. Designed primarily as the link between a Magnavox Tape Deck and Hi-Fi amplifier suitable most Tape Decks. Terms available. **10 1/2 Gns.**



R.S.C. 4/5 watt A5 HIGH GAIN AMPLIFIER

A highly sensitive 4-valve quality amplifier for the home, small club, etc. Suitable for all crystal or ceramic P.U. heads and practically all "mikes". Separate Bass and Treble controls giving "lift" and "cut". Hum level 71dB down. Negative Feedback 15dB. Reserve power supply 300v 25 ma., 6.3v 1.5 a. for Radio Tuner or Tape Pre-amp. For A.C. mains 200-250v. Speaker output 3 ohms. Complete in every detail with fully punched enamelled chassis, point-to-point wiring diagrams and instructions. Or assembled ready for use 6 gns. plus 5/6 carr. **£4.17.9**

R.S.C. A10 30 WATT ULTRA LINEAR HI-FI AMPLIFIER

Highly sensitive. Push-Pull high output, with Pre-amp./Tone Control Stages. Performance figures equal to most expensive amplifiers available. Hum level -70dB. Frequency response $\pm 3\text{dB}$ 30-20,000 c/s. Specially designed sectionally wound ultra linear output transformer with 307 output valves. All first grade components. Valves EF86, EF86E, EF86C, 307, EF234. Separate Bass and Treble Controls. Sensitivity 12 millivolts so that any kind of Microphone or Pick-up is suitable. Designed for Clubs, Schools, Theatres, Dance Halls or Outdoor Functions, etc. For use with Electronic Organ, Guitar, String Bass, etc. Gram, Radio or Tape. Reserve L.T. and H.T. for Radio Tuner. Two inputs with associated 250v. 50 c/s A.C. mains. For 3 and 15 ohm speakers. Complete kit of parts fully punched chassis, point to point wiring diagrams and instructions. **12 Gns.** Carr. 12/6. Supplied factory built with EL34 output valves, 12 months guarantee for 15 gns. If required perforated cover with carrying handles can be supplied for 21/- Send s.a.e. for leaflet. TERMS: Deposit 48/- and 9 monthly payments of 33/7 (Total £17.10.3).



R.S.C. A11 HIGH FIDELITY 12-14 WATT AMPLIFIER

PUSH-PULL ULTRA LINEAR OUTPUT "BUCKET-IN" TONE CONTROL PRE-AMP Two input sockets with associated controls allow mixing of "mike" and gram, etc. etc. High sensitivity. Valves ECC83, ECC83, EL84, EL84, E281. High quality sectionally wound output transformer specially designed for Ultra Linear operation and reliable small condensers of current manufacture. **INDIVIDUAL CONTROLS FOR BASS AND TREBLE.** Frequency response $\pm 3\text{dB}$ 30-20,000 c/s. Six negative feedback loops. Hum level -60dB. SENSITIVITY 23 millivolts. Suitable for Crystal or Ceramic P.U.s, all types "mikes". Comparable with the very best designs. For Musical Instruments such as String Bass, Electronic Guitars, etc. Reserve Power provides 300v, 30ma, and 6.3v, 1.5a. for Radio Tuner or Tape Pre-amp. Size approx. 12 x 9 x 7 in. For A.C. mains 200-250v. 50 c.p.s. Output for 3 and 15 ohm speakers. Kit complete to last nut. Chassis 200 fully punched. Full instructions and point-to-point wiring diagrams (or factory built £11.15.0). Metal cover with 2 handles available for 21/-. **TERMS ON Carr. 11/6 ASSEMBLED UNITS: Deposit 36/6 and 9 monthly payments of 25/9 (Total £18.8.3).** Send S.A.E. for illustrated leaflet of Cabinets, Speakers, Mikes, etc.

R.S.C. BASS-REGENT 50 WATT AMPLIFIER

AN EXCEPTIONALLY POWERFUL HIGH QUALITY ALL-PURPOSE UNIT For lead, rhythm, bass guitar and all other musical instruments. For vocalists, gram, radio, tape and general public address. **★ UNUSUALLY POWERFUL LOUDSPEAKER COMBINATION** consisting of a FANE HIGH FLUX 15in. 30 watt unit PLUS a FANE 12in. 20 watt unit with extended frequency response. **★ 4 Jack Inputs** and two Volume Controls for simultaneous use of up to 4 pick-ups or "mikes". **★ Cabinets covered in two-tone Rexine/Vynair with gold trimming.** Fitted carrying handles. **★ Separate Bass and Treble Controls** giving "lift" and "cut". **49 1/2 Gns.** Send S.A.E. for leaflet. Or call at one of our many branches and compare the Bass-Regent with units at three times the cost. **TERMS ON Carr. 30/0** Or deposit £7.17.6 and 9 monthly payments of £5.10.10. (Total 55 gns.)



B20 MULTI-PURPOSE AMPLIFIER

especially suitable for Bass Guitar. Incorporating massive 15in. high flux loudspeaker. Rating 25 watts. Individual bass and treble controls. Two jack inputs separately controlled. Substantial cabinet attractively finished in Rexine and Vynair. Size approx. 24 x 21 x 11in. Send S.A.E. for leaflet. **29 1/2 Gns.** Or Deposit £4.14.6 and 9 monthly payments of 66/- (Total £34.4.6). Carr. 17/6.

LINEAR TREMOLO PRE-AMP KIT

Suitable for use with any of our Amplifiers. Controls are Speed (frequency of interruptions). Depth (for heavy or light effect). Volume and Switch. **4 1/2 Gns.**

POWER PACK KIT

Consisting of Mains Transformer, Metal Rectifier, Electrolytics, smoothing choke, chassis and circuit. 200/250v. A.C. mains. Output 250v. 60mA. 6.3v. 2a Supplied 22/11 with case in lieu of chassis 26/11. Or assembled 39/11.

R.S.C. BATTERY/MAINS CONVERSION UNITS

Type BM1. An all-dry battery eliminator. Size 5 1/4 x 2in. Approx. Completely replaces batteries supplying 1.5v. and 90v. where A.C. mains 200/250v. 50 c/s is available. Complete kit with diagram 49/9 or ready for use 59/11.

SELENIUM RECTIFIERS F.W. (Bridged)

All 6/12 v. D.C. output. Max A.C. input 18 v. 1a. 3/11. 2a. 6/11. 3a. 9/9. 4a. 12/9. 5a. 22/9.

LONDON-NEWCASTLE

New branches now open — see addresses

R.S.C. COLUMN SPEAKERS

Covered in two-tone Rexine/Vynair. Ideal for vocalists and Public Address. 15 ohm matching. Type C-38. 15-20 watts. Fitted five bin high flux speakers. Overall size approx. **14 Gns.** 42 x 10 x 5in. Or Deposit 44/- and 9 monthly pmts 31/5 (Total £16.6.9) Carr. 10/- Type C-12. 40 watts. Fitted four 12in. 12,000 line 10 watt speakers. Overall size 56 x 14 x 9in. approx. Carr. 21 Gns. Or Deposit £3.11.0 and 9 monthly payments of 46/7 (Total £24.10.3).

30 WATT HI-FI AMPLIFIER

For Guitar, Vocal or Instrumental Group A Four Input, two volume control Hi-Fi unit with separate Bass and Treble "cut" and "boost" controls. Latest type valves. Housed in strong Rexine covered cabinet with twin carrying handles. Attractive black and gold perspex fascia plate. For 200-250v. A.C. mains. Output for 3 or 15 ohm speakers. **17 Gns.** Carr. £3 and 9 monthly payments of 37/5 (Total £19.16.9).



12in. HIGH QUALITY LOUDSPEAKERS

In walnut veneered cabinet. 10 Watt Model. Gauss 12,000 lines. **£4.19.11** Speech coil 3 or 15 ohms. Carr. 7/6. 20 Watt Model. 15 ohm. Size 18x18x10in. Gauss 12,000 lines. **£7.19.11** Carr. 10/6. 30 Watt Model. 15 ohms. Gauss 17,000 lines. Carr. 12/6. **10 Gns.** Credit Terms available on all above units.

FANE HEAVY DUTY HI-FI SPEAKERS

12in. 20 watt. Type 122/10. Post 7/6. **5 Gns.**

R.S.C. GRAM AMPLIFIER KIT. 3 watts output. Negative feedback. Controls: Vol., Tone and Switch. Mains operation 200-250v. Fully isolated chassis. Circuit, etc. supplied. Only 44/9. Carr. 3/9.

HIGH QUALITY 12in. 10 WATT SPEAKERS

Flux Density 12,000 lines. 3 or 15 ohms. **59/11**

TRANSISTOR SALE Mullard OC71, OC72, OC81, 2/11. OC4, OC45, 3/11, OC75, 7/9, AF117, 6/9, Ediswan XA101 XA112, XC101A, 3/9. Postage 6d. for up to 3 transistors.

R.S.C. MAINS TRANSFORMERS

FULLY GUARANTEED. interleaved and Impregnated. Primary 200-250v. 50 c/s. Screened. MIDGET CLAMPED TYPE 2 1/2 x 2 1/2 in. 250-0-250v. 60mA. 6.3v. 2a. 14/11 250-0-250v. 60mA. 6.3v. 2a. 15/11 **FULLY SROUDED UPRIGHT MOUNTING** 250-0-250v. 60mA. 6.3v. 2a. 0-5-6.3v. 2a. 2 1/2 x 3 x 3in. 19/9 250-0-250v. 100mA. 6.3v. 4a. 0-5-6.3v. 3a. 33/9 300-0-300v. 100mA. 6.3v. 4a. 0-5-6.3v. 3a. 33/9 300-0-300v. 130mA. 6.3v. 4a c.t., 6.3v. 1a. For Mullard 510 Amplifier 41/9 350-0-350v. 100mA. 6.3v. 4a. 0-5-6.3v. 3a. 32/9 350-0-350v. 100mA. 6.3v. 4a. 0-5-6.3v. 3a. 32/9 425-0-425v. 200mA. 6.3v. 4a. 6.3v. 4a. 5v. 3a. 69/9 450-0-450v. 250mA. 6.3v. 4a. c.t., 5v. 3a. 79/9 **TOP SROUDED DROP-THROUGH TYPE** 250-0-250v. 70mA. 6.3v. 2a. 0-5-6.3v. 2a. 19/9 250-0-250v. 100mA. 6.3v. 3.5a. 21/9 250-0-250v. 100mA. 6.3v. 2a. 6.3v. 1a. 22/9 250-0-350v. 80mA. 6.3v. 2a. 0-5-6.3v. 2a. 23/9 250-0-250v. 100mA. 6.3v. 4a. 0-5-6.3v. 3a. 32/9 300-0-300v. 100mA. 6.3v. 4a. 0-5-6.3v. 3a. 32/9 300-0-300v. 130mA. 6.3v. 4a. 0-5-6.3v. 1a. Suitable for Mullard 510 Amplifier 39/9 350-0-350v. 100mA. 6.3v. 4a. 0-5-6.3v. 3a. 32/9 350-0-350v. 150mA. 6.3v. 4a. 0-5-6.3v. 3a. 39/11 **FILAMENT or TRANSISTOR POWER PACK TYPES** 6.3v. 1.5a 6/9, 6.3v. 2a 7/9, 6.3v. 3a 9/9, 6.3v. 6a 19/9, 12v. 1a 3/9, 12v. 3a or 24v. 1.5a 19/9, 0-9-18v. 1a. 15/9 0-25-35-45v. 2a 27/9 **LARGER TRANSFORMERS** 0-9-15v. 11a. 13/9, 0-9-15v. 21a, 18/9, 0-9-15v. 3a, 18/9, 0-9-15v. 5a, 21/9, 0-9-15v. 6a, 25/11, 0-9-15v. 3a, 31/9. **AUTO (Step UP/Step DOWN) TRANSFORMERS** 0-110-120v. 200-230-250v. 50-80 watts. 14/9 250 watts 49/9 150 watts 29/11 500 watts 89/9 **OUTPUT TRANSFORMERS** Standard Pentode 5,000Ω to 3Ω or 7,000Ω to 3Ω 7/9 Push-pull 8 watts EL34 to 3Ω or 15Ω 11/9 Push-pull 10-12 watts 6V6 to 3Ω or 15Ω 11/9 Push-pull 10-12 watts to match 6V6 to 3, 5, 8 or 15Ω 21/9 Push-pull EL84 to 3 or 15Ω 10-12 watts 19/9 Push-pull Ultra Linear for Mullard 510, etc. 35/9 Push-pull 15-18 watts, sectionally wound EL8, EL86, etc. for 3 or 15Ω 22/9 Push-pull 20 watt high quality sectionally wound, EL34, 6L6, KT66, etc. to 3 or 15Ω fully shrouded 55/9

INTEREST CHARGES REFUNDED

on H.P. and Credit Sale Accounts settled in 3 months.

INTEREST CHARGES REFUNDED

on H.P. and Credit Sale Accounts settled in 3 months.

G15 15 WATT AMPLIFIER for Lead or Rhythm Guitar, Mike, Gram or Radio

High-fidelity output. Separate bass and treble controls. Twin separately controlled inputs so that two instruments or "mike" and pick-ups can be used at the same time. Heavy Duty 12in. 20 watt Speaker. Cabinet covered in attractive Rexine/Vynair. Size 18 x 18 x 8in. Deposit 3 gns. **19 1/2 Gns.** Carr. and 9 monthly payments of 43/7 15/- (Total £22.15.3). S.A.E. for leaflet.

G20 SUPER TWIN AMPLIFIER

Rating 20 watts (max.) for vocalists, Lead or Rhythm Guitar etc. Twin separately controlled inputs. Two 12in. High Flux Speakers (Total rating 30 watts). Attractive Rexine/Vynair covered cabinet. Terms: Deposit £4.8.8 and 9 monthly payments 50/- (Total £22.16.8). **23 Gns.** Carr. 17/6

SPECIAL PURCHASE! 12in. 30 WATT HEAVY DUTY 15 ohm LOUDSPEAKERS

Flux Density 17,000 lines. Fully Guaranteed. Outstanding value at normal price of approx. £12. Or deposit 23/10 and 9 monthly payments of 15/8 (Total £28.3.4). **7 Gns.** Carr. 12/6

HEAVY DUTY SELENIUM RECTIFIERS

12v. 15 amps. F.W. (Bridged). Only **19/9**

HEAVY DUTY BATTERY CHARGER KITS

6/12 v., Rectifier, Ammeter, Variable Charge Rate Selector, Panels, Plugs, Fuses and Holders. Fully punched into enamelled case **4a 49/11 6a 69/11**

Consisting of Mains Trans. 200-250 v., Rectifier, Ammeter, Variable Charge Rate Selector, Panels, Plugs, Fuses and Holders. Fully punched into enamelled case **4a 49/11 6a 69/11**

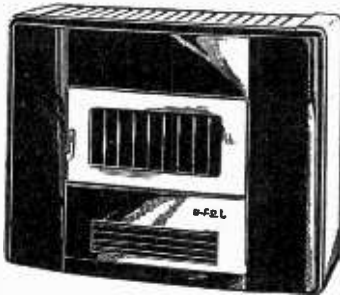
SMOOTHING CHOKES 150 mA, 7-10H, 250Ω 12/9. 10 mA, 10H, 200Ω 9/11. 80 mA, 10H, 350Ω 7/9. 60 mA, 10H, 400Ω 4/11.



Why freeze this Winter

and next—and next

When in 2 days and at a cost of only £195 you can have COMPLETE central heating by free-flow warm air?



Compact and reliable, the EFEL with its powerful output of 42,000 B.T.U's boosts a free-flow of warm air throughout your home. Burning 24 hours a day and providing downstairs temperatures from 70° to 75° and upstairs from 60° to 65°, the EFEL running costs are only 15/- a week.

COMPLETELY INSTALLED IN 2 DAYS FOR £195



OIL-FIRED CENTRAL HEATING

REGENT

**AVAILABLE ON THE REGENT
PERSONAL LOAN SCHEME—
NO DEPOSIT AND UP TO
5 YEARS TO PAY**

To: HOUSEHOLD HEATING SUPPLIES LTD.
7 Ilford Lane, Ilford, Essex (ILF 5898).
Please send me further details.

Name.....
Address.....
Tel..... P.W.

CALLING ALL SKILLED TECHNICIANS!

If you're aged 23-30, this could be just the opportunity you're looking for.

The Army needs men trained in the following skills, and who have the appropriate Ordinary National Certificate or City & Guilds qualifications.

**ELECTRONIC TECHNICIANS AIRCRAFT TECHNICIANS
MOTOR MECHANIC/AUTOMOBILE ENGINEER**

PROMOTION TO SERGEANT SIX WEEKS AFTER YOU JOIN!

Here's your chance to train as one of the Army's top class technicians—an Artificer in the Royal Electrical and Mechanical Engineers—specializing in vehicles, aircraft, electronics or radio.

Today's Army is equipped with all the most modern technical equipment—radio transmitters, closed circuit TV, gunfire control equipment, radio transceivers, helicopters. That's the kind of exciting equipment you could be working on as a R.E.M.E. Artificer.

EARN £987 A YEAR AND MORE!

This year every soldier in the Army is better off. As a sergeant, you will earn £987 a year—and all your food and lodging are free. Married men get an additional £236. Staff Sergeants earn more and you'll be given every chance to work for still further promotion and still better pay.

**WANT TO KNOW MORE?
SEND OFF THE COUPON TODAY!**

TO: ARMY CAREERS MP6(A), LANSDOWNE HOUSE, LONDON W.1

Please send me full details of how to become an Artificer

NAME.....


ADDRESS.....

TOWN.....

COUNTY..... DATE OF BIRTH.....

M221502


(You must be resident in the UK)



EEK.28-28 Project
Constructional Kit


have
you...

SA.80N-8 watt
Integrated Stereo Amplifier



seen
the

complete range of



TE.188-R.F. Signal
Generator



EAGLE
products

When the "Eagle" Brand was launched 10 years ago it was impossible to foresee that in such a short time the range would grow to cover over 500 items, all carrying the "Eagle" name. Whether you are interested in Hi-Fi, Amateur Radio, Do-it-Yourself projects or any field of Electronics, "Eagle" offer you the widest choice of sensibly priced products and by the end of the year we plan to increase our range to cover the formidable total of 700 items.

If you would like to study our entire range in the leisure of your home we will be delighted to send you our catalogue free of charge or why not ask your local dealer (there are over 6,000 "Eagle" stockists) to show you the latest "Eagle" Products today!

To: EAGLE PRODUCTS, Dept. PW.2,
Coptic Street, London, W.C.1.

Please send me catalogue of the entire "Eagle"
range.

Name

Address

HI-FI AMPLIFIERS — TUNERS — RECORD PLAYERS

20+20
STEREO
AMP.
AA-22U



GARRARD
PLAYER
AT-60



10W
POWER
AMP.
MA-12



9+9W
STEREO
AMP.
S-99



TRANSISTOR MIXER. Model TM-1. A must for the tape enthusiast. Four channels. Battery operated. Similar styling to Model AA-22U Amplifier. Kit £11.16.6. Assembled £16.17.6

20+20W TRANSISTOR STEREO AMPLIFIER. Model AA-22U. Outstanding performance and appearance. 5 stereo inputs each channel, 20 transistor, 10 diode circuit. Kit £39.10.0 Assembled £57.10.0 (Cabinet £2.5.0 extra).

GARRARD AUTO/RECORD PLAYER. Model AT-60, less cartridge £13.1.7 With Decca Deram pick-up £17.16.1 incl. P.T. Many other Garrard models available, ask for Lists.

HI-FI MONO AMPLIFIER. Model MA-5. A general purpose 5W Amplifier, with inputs for Gram., Radio. Modern functional appearance. Kit £11.9.6 Assembled £15.15.0

HI-FI MONO AMPLIFIER. Model MA-12. 10W output, wide freq. range, low distortion. Use with control units. Models UMC-1 (Mono) or USC-1 (Stereo). Kit £12.18.0 Assembled £16.18.0

3+3W STEREO AMPLIFIER. Model S-33. An easy-to-build, low cost unit. 2 inputs per channel. Kit £13.7.6 Assembled £18.18.0

DE LUXE STEREO AMPLIFIER. Model S-33H. De luxe version of the S-33 with two-tone grey perspex panel, and high sensitivity necessary to accept the Decca Deram pick-up. Kit £15.17.6 Assembled £21.7.6

HI-FI STEREO AMPLIFIER. Model S-99. 9+9W output. Ganged controls. Stereo/Mono gram, radio and tape inputs. Push-button selection. Printed circuit construction. Kit £28.9.6 Assembled £38.9.6

POWER SUPPLY UNIT. Model MGP-1. Input 100/120V, 200/250V, 40-60 c/s. Output 6-3V, 2-5A A.C. 200, 250, 270V, 120mA max. D.C. Kit £5.12.6 Assembled £7.2.6




Make the most of your leisure time..

New!



HIGH PERFORMANCE CAR RADIO, CR-1. Superb LW/MW entertainment, wherever you drive. For 12v. pos or neg. earth systems. Tastefully styled to match any car colour scheme. Many special features. Send for details. Kit (less speaker) £12.17.0., L/S 6" x 4" £1.4.5 extra. Prices incl. P.T.

RADIOS



Oxford

"OXFORD" LUXURY PORTABLE Model UXR-2. Specially designed for use as a domestic or personal portable receiver. Many features, including solid leather case. Kit £14.18.0 incl. P.T.



UXR-1

TRANSISTOR PORTABLE. Model UXR-1. Pre-aligned I.F. transformers, printed circuit. Covers L.W. and M.W. Has 7" x 4" loudspeaker. Real hide case. Kit £12.11.0 incl. P.T.

JUNIOR EXPERIMENTAL WORKSHOP Model EW-1. More than a toy! Will make over 20 exciting electronic devices, incl.: Radios, Burglar Alarms, etc. 72 page Manual. The ideal present! Kit £7.13.6 incl. P.T.

TRANSISTOR STEREO FM TUNER. Elegantly designed to match the Stereo Amplifier, model AA-22U see above. Many special features include built-in power supply. Available in two units sold separately, can be built for a case built for 6.

TOTAL PRICE KIT (STEREO) £24.18.0 incl. P.T. Cabinet £2.5.0 extra. (MONO) version £20.19.0 Kit.

WELCOME TO OUR LONDON HEATHKIT CENTRE

233 Tottenham Court Road, W.1

We open MONDAY-SATURDAY 9 a.m.-5.30 p.m.

THURSDAY 11 a.m.-2.30 p.m.


Telephone No: MUSEUM 7349

WHEN YOU ARE IN TOWN, WE HOPE YOU WILL VISIT US THERE

TEST INSTRUMENTS

Our wide range includes:

3" LOW-PRICED SERVICE OSCILLOSCOPE. Model OS-2. Compact size 5" x 7 3/8" x 12" deep. Wt. only 9 3/4 lb. "Y" bandwidth 2 c/s-3 Mc/s ±3dB Sensitivity 100mV/cm. T/B 20 c/s-200 kc/s in four ranges, fitted mu-metal CRT Shield. Modern functional styling. Kit £23.18.0 Assembled £31.18.0



OS-2

5" GEN.-PURPOSE OSCILLOSCOPE. Model 10-12U. An outstanding model with professional specification and styling. "Y" band width 3c/s-4.5 Mc/s ±3dB. T/B 10 c/s-500 kc/s. Kit £35.17.6. Assembled £45.15.0

DE LUXE LARGE-SCALE VALVE VOLTMETER. Model 1M-13U. Circuit and specification based on the well-known model V-7A but with many worth-while refinements. 6" Ernest Turner meter. Unique gimbal bracket allows operation of instrument in many positions. Modern styling. Kit £18.18.0 Assembled £26.18.0



VVM, 1M-13U

AUDIO SIGNAL GENERATOR. Model AG-9U. 10 c/s to 100 kc/s, switch selected. Distortion less than 0.1%. 10V sine wave output metered in volts and dB's. Kit £23.15.0 Assembled £31.15.0

VALVE VOLTMETER. Model V-7A. 7 voltage ranges d.c. volts to 1,500 A.C. to 1,500 r.m.s. and 4,000 peak to peak. Resistance 0-1Ω to 1,000MΩ with internal battery. D.C. input resistance 11MΩ. dB measurement, has centre-zero scale. Complete with test prods leads and standardising battery. Kit £13.18.6 Assembled £19.18.6



V-7A

MULTIMETER. Model MM-1U. Ranges 0-1.5V to 1,500V a.c. and d.c.; 150μA to 15A d.c.; 0-2Ω to 20MΩ 4 1/2" 50μA meter. Kit £12.18.0 Assembled £18.11.6



RF-1U

R.F. SIGNAL GENERATOR. Model RF-1U. Up to 100 Mc/s fundamental and 200 Mc/s on harmonics. Up to 100mV output. Kit £13.18.0 Assembled £20.8.0

SINE/SQUARE GENERATOR. Model 1G-82U. Freq. range 20 c/s-1 Mc/s in 5 bands less than 0.5% sine wave dist. less than 0.15μ sec. sq. wave rise time. Kit £25.15.0 Assembled £37.15.0



1G-82U


TRANSISTOR POWER SUPPLY. Model IP-20U. Up to 50V, 1-5A output. Ideal for Laboratory use. Compact size. Kit £35.8.0 Assembled £47.8.0

Prices and specifications subject to change without notice


TAPE AMPLIFIERS — TAPE DECKS — CONTROL UNITS



**FM
TUNER
FM-4U**



**STUDIO-
MATIC
DECK**



**TRUVOX
DECK**



**AM/FM
TUNER**

HI-FI FM TUNER. Model FM-4U. Available in two units. R.F. tuning unit (£2.15.0 incl. P.T.) with I.F. output of 10.7 Mc/s and I.F. amplifier unit, with power supply and valves (£13.13.0). For free standing or cabinet mounting. Total Kit **£16.8.0** (Multiplex adaptor available, as extra).

HI-FI AM/FM TUNER. Model AFM-1. Available in two units which, for your convenience, are sold separately. Tuning head (AFM-T1—£4.13.6 incl. P.T.) and I.F. amplifier (AFM-A1—£22.11.6). Printed circuit board, 8 valves. Covers L.W., M.W., S.W., and F.M. Built-in power supply. Total Kit **£27.5.0** (Multiplex adaptor available, as extra).

STUDIOMATIC "363" TAPE DECK. The finest buy in its price range. Operating speed: 1 7/8", 3 3/4" and 7 1/2" p.s. Two tracks, "wow" and "flutter" not greater than 0.15% at 7 1/2" p.s. **£13.10.0** With TA-1M Tape Pre-amplifier kit **£31.5.6**

TRUVOX D-93 TAPE DECKS. High quality stereo/mono tape decks. D93/2, 1/2 track, **£36.15.0** D93/4, 1/2 track, **£36.15.0**

TAPE RECORDING/PLAYBACK AMPLIFIER.
Mono Model TA-1M Kit **£19.18.0** Assembled **£28.18.0**
Stereo Model TA-1S Kit **£25.10.0** Assembled **£35.18.0**

HI-FI CABINETS. A wide range available for example:—
Malvern Kit **£18.1.0** incl. P.T.

MONO CONTROL UNIT. Model UMC-1. Designed to work with the MA-12 or similar amplifier requiring 0.25V or less for full output. 5 inputs. Baxandall type controls. Kit **£9.2.6** Assembled **£14.2.6**

STEREO CONTROL UNIT. Model USC-1. Push-button selection accurately matched ganged controls to ±1dB. Rumble and variable low pass filters. Printed circuit boards. Kit **£19.19.0** Assembled **£27.5.0**

Enjoy building a Heathkit model



MULTIPLEX DECODER SD-1

For receiving Stereo FM. Convert your existing FM Mono receiver to stereo with this low cost, self powered unit. Fully transistorised. Kit **£8.10.0** Assembled **£12.5.0** Styled to match British Heathkit models.



SD-1

SPEAKER SYSTEMS



SSU-1

HI-FI SPEAKER SYSTEM. Model SSU-1. Ducted-port bass reflex cabinet "in the white". Two speakers. Vertical horizontal models with legs, Kit **£12.12.0**, without legs, Kit **£11.17.6** incl. P.T.

The **BERKELEY SLIM-LINE SPEAKER SYSTEM**, fully finished walnut veneered cabinet for faster construction. Special 12" bass unit and 4" mid/high frequency unit. Range 30-17,000 c/s. Size 26" x 17" only 7 3/8" deep. Modern attractive styling. Excellent value. Kit **£19.10.0** Assembled **£24.0.0**

COTSWOLD SPEAKER SYSTEMS. Outstanding performance for price. **MFS:** Size 36" x 16 1/2" x 14" deep. Kit **£25.12.0** Assembled **£33.17.0**
STANDARD: Size 26" x 23" x 14 1/2" deep. Kit **£25.12.0** Assembled **£33.17.0**



Berkeley

**SEND FOR THE LATEST
FREE CATALOGUE**

Deferred terms available in UK over £10
Prices quoted are Mail Order prices

DAYSTROM LTD Dept. P.W.—2
GLOUCESTER

"AMATEUR" EQUIPMENT

80-10m TRANSMITTER. Model DX-40U. Power inputs 75W. C.W., 60W peak CC phone. Output 40W to aerial. Provision for VFO. Kit **£29.19.0** Assembled **£41.8.0**



DX-40U

AMATEUR BANDS RECEIVER Model RA-1. To cover all the Amateur Bands from 160-10 metres. Many special features, including: half-lattice crystal filter; 8 valves; signal strength "S" meter; tuned R.F. Amp. stage. Kit **£39.6.6** Assembled **£52.10.0**



RA-1

160-10M TRANSMITTER. Model DX-100U. Careful design has achieved high performance and stability. Completely self-contained. Kit **£81.10.0** Assembled **£106.15.0**

COMMUNICATIONS TYPE RECEIVER. Model RG-1. A high performance, low cost receiver for the discriminating listener. Frequency coverage: 600 kc/s-1.5 Mc/s and 1.7 Mc/s-32 Mc/s. Kit **£39.16.0** Assembled **£53.0.0**



HM-11U

REFLECTED POWER METER and SWR BRIDGE. Model HM-11U. Indicates reliably but inexpensively, whether the RF power output of your TX is being transferred efficiently to radiating antenna. Kit **£8.10.0** Assembled **£10.15.0**

OUTSTANDING "AMATEUR" EQUIPMENT
A wide range of American Amateur SSB equipment is now available in the U.K. Why not send for full details of range, for example:

FILTER TYPE SSB TRANSCEIVERS
Models for 80, 40 or 20 metre bands.
Model HW-12 (80M) **£67.10.0** Kit.
Model HW-22 (40M) } **£66.0.0** each Kit.
Model HW-32 (20M) } price inc. duty, etc.



80M Transceiver
HW-12

Without obligation please send me (Tick here)
FREE BRITISH HEATHKIT CATALOGUE.....
FULL DETAILS OF MODEL(S).....
(Please write in BLOCK CAPITALS)
NAME
ADDRESS
DEPT. P.W.2

LASKY'S RADIO

FOR THE FINEST VALUE AND TO HOME CONSTRUCTORS

TRANSISTOR PORTABLES

We consider our Construction Parcels to be the finest value available on the home construction market. If on receipt you feel not compelled to build the set, you may return it as received within 7 days, when the sum paid will be refunded less postage.



THE SKYROVER De Luxe

7 transistor plus 2 diode superhet, 6 waveband portable receiver covering the full Medium Waveband and Short Waveband 31-94M and also 4 separate switched bandspread ranges, 13M., 16M., 19M., and 25M., with Band Spread Tuning for accurate Station Selection. The coil pack and tuning heart is completely factory assembled, wired and tested. The remaining assembly can be completed in under three hours from our easy to follow, stage by stage instructions. Superhet, 470 Kc/s. All Mullard Transistors and Diode. Uses 4 U2 batteries. 5in. Ceramic Magnet P.M. Speaker. Easy to read Dial Scale, 500 MW Output. Telescopic Aerial and Ferrite Rod Aerial. Tone Circuit is incorporated, with separate Tone Control in addition to Volume Control. Tuning Control and Waveband Selector. In a wood cabinet, size 11 1/2 x 6 1/2 x 3in. covered with a washable material, with plastic trim and carrying handle. Car aerial socket fitted.

Can now be built for **£8.19.6** Post 5/- extra

H.P. Terms: 60/- deposit and 11 monthly payments of 12/8. Total H.P.P. £10.0.3

Four U2 batteries 3/4 extra. All components available separately.


★ LONG WAVEBAND COVERAGE IS NOW AVAILABLE FOR THE SKYROVER
A simple additional circuit provides coverage of the 1100/1950M. band (including 1500M. Light programme). This is in addition to all existing Medium and Short wavebands. All necessary components with construction data.
Only 10/- extra Post Free.
This conversion is suitable for receivers that have already been constructed.
Data 2/6 extra: Refunded if you purchase the parcel. Four U2 batteries 3/4 extra. All components available separately.

TAPE RECORDERS

MAGNAVOX 363 TAPE DECKS

The very latest 3 speed model—1 1/2, 3 1/2, 7 1/2 ips. available with either 1 track or 2 track head. Features include: pause control; digital control; fast forward and rewind; new 4 pole fully screened induction motor, interlocking keys. Size of top plate 12 1/2 x 11in. x 5 1/2in. deep. Unit plate. For 200/250v. A.C. mains, 50 cps operation. New, unused and fully guaranteed.

Lasky's Price 1 track model **£10.10.0**
Lasky's Price 2 track model **£13.9.6**
Carriage and Packing 7/6 extra.



NEW MARTIN TAPE RECORD/REPLAY AMPS.

Now available from stock—for use with the Magnavox 363 Tape Deck.
1 track model..... LASKY'S PRICE **£14.19.6** Carriage and
2 track model..... LASKY'S PRICE **£15.19.6** Packing 4/6 extra.
Optional extra: Control panel escutcheon to take deck and amplifier controls.
LASKY'S PRICE 12/6 Post & Packing 2/6.

INTERNATIONAL TAPE

3in. Message tape, 150ft.	2 6
3in. Message tape, 225ft.	3 9
3in. Message tape, 300ft.	7 6
3 1/2in. Triple play, 600ft. Mylar	10 9
4in. Triple play, 900ft. Mylar	17 6
5in. Double play, 1200ft. Mylar	15 0
5in. Long play, 900ft. Acetate	10 0
5in. Standard play, 600ft. PVC	8 6
5in. Triple play, 1800ft. Mylar	25 0
5 1/2in. Double play, 1800ft. Mylar	22 8

Famous American Brand—Fully Guaranteed

5 1/2in. Long play, 1200 ft. Acetate	12 6
5 1/2in. Standard play, 850ft. PVC	11 6
5 1/2in. Long play, 1500ft. Mylar	15 0
5 1/2in. Triple play, 2400ft. Mylar	45 0
7in. Standard play, 1200ft. Acet.	12 8
7in. Standard play, 1200ft. Mylar	12 8
7in. Long play, 1800ft. Mylar	18 6
7in. Double play, 2400ft. Mylar	25 0
7in. Long play, 1800ft. Acetate	15 0
7in. Triple play, 3600ft. Mylar	50 0

P. & P. 1/- extra per reel. 4 reels and over Post Free
Full range of Philips prerecorded cassettes—send S.A.E. for list.

MICROPHONES

THE VERY LATEST MARVELS OF ELECTRONIC MINIATURISATION

THE TTC MODEL B4002 FM WIRELESS MICROPHONES

Highly sensitive—suitable for either static or mobile use. Signals can be picked up by any FM radio or tuner which receives frequencies between 96-104 Mc/s over several hundred yards. Size only 3 x 2 1/2 x 1 1/2 in. (in leather case). Operates in one PP3 type battery. Complete with neck cord, clip on dynamic extension mike (4 x 1 1/2 x 1 1/2 in.) and battery. LASKY'S PRICE 10 Gns. Post Free anywhere in world.
THE TTC MODEL 13/500. More powerful version of above—size 7 1/2 x 1 1/2 x 1 1/2 in. Operates on one PP3 type battery. LASKY'S PRICE 12 Gns. Post Free anywhere in world.



CONSTRUCTORS BARGAINS

SPECIAL PURCHASE—UHF/VHF TV TUNERS

Well known British makers surplus stocks. Now available for the first time to the Home Constructor. Add 2/6 Post and Packing on each.

TRANSISTORISED UHF MINIATURE MODEL 1
Shielded metal case only 3 1/2 x 1 1/2 x 3in. Fully tunable—complete with two AF139 transistors. LASKY'S PRICE 39/6

TRANSISTORISED UHF MODEL 2
Metal case size 3 1/2 (plus spindle) x 2 1/2 x 1 1/2 in. Fully tunable with slow motion drive. Complete with two AF186 transistors. LASKY'S PRICE 25/6

VALVE UHF MODEL (illustrated)
In metal case size 4 x 6 x 1 1/2 in. Fully tunable—complete with PC86 and PC88 valves. LASKY'S PRICE 29/6 Without valves 12/6

TRANSISTORISED VHF TUNER
Sub-miniature turret type fitted with 12 sets of coils and 3 Mullard AF102 transistors. In metal case size 3 x 1 1/2 x 2 1/2 in. LASKY'S PRICE 37/6



SURPLUS TV IF AMPLIFIERS

38 Mc/s. Contains a large number of components, IF transformers, resistors, capacitors etc., and the following valves: 2 x PC90, 1 x B301, 2 x 80, EF183 and EF184. Overall size 1 1/2 x 3 1/2 x 4in. deep. Ideal for servicemen and experimenters. This IF amp. when used with the valve model UHF tuner (above) provides a suitable conversion for BBC2.
No circuit available. LASKY'S PRICE 29/6 Post 2/6



SPECIAL PACKAGE BARGAIN OFFER!

Free standing table cabinet, size 19 1/2 x 9 x 5 1/2 in., finished in medium Mahogany. Scale marked 21 to 68 (UHF band). Designed to accept the above IF Amplifier with space for a Valve UHF Tuner.
CABINET ONLY 27/6 Post 3/6
Special Package Offer: IF Amplifier, UHF Tuner with valves and Table Cabinet

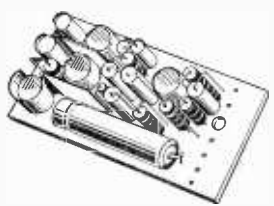


PACKAGE PRICE 59/6 Post 6/-

NEW—LASKY'S MINIATURE TRANSISTOR AMPLIFIER MODULES

Incorporating the very latest circuitry to provide high sensitivity and good quality in conjunction with extreme small size and compactness. High quality Newmarket transistors used throughout. All designed to operate on 9v. miniature battery.

Add 1/- on each for Post and Packing.
TYPE LRPC 1. 3 transistor. Input sens. 50mV, output 150mW, output imp. 40 Ω, 2 x 1 x 1 1/2 in. PRICE 27/6
TYPE LRPC 2. 5 transistor. Input sens. 1mV, output 330mW, output imp. 15 Ω, size 2 1/2 x 1 1/2 x 1 1/2 in. PRICE 22/6
TYPE LRPC 3. 5 transistor. Input sens. 5mV, output 400mV, output imp. 15 Ω, size 2 1/2 x 1 1/2 x 1 1/2 in. PRICE 25/-
TYPE LRPC 4. 5 transistor. Input sens. 150mV, output 330mW, output imp. 15 Ω, size 2 1/2 x 1 1/2 x 1 1/2 in. PRICE 22/6
TYPE LRPC 5. 6 transistor. Input sens. 8mV, output 3W, output imp. 3 Ω, size 5 1/2 x 1 1/2 x 1 1/2 in. PRICE 59/6
TYPE LRPC 6. Tape record/playback amp. (for use with self oscillating erase head). Output 750 mW, output imp. 8 Ω. Size 4 1/2 x 2 x 1 1/2 in. PRICE 39/6



FULLY ENCAPSULATED MODULES

Special function modules—all one size 1 1/2 x 1 x 1 1/2 in. Complete with detailed function and installation instructions. Send S.A.E. for specification sheets.
TYPE PA-1. Public address amp. for use with carbon, crystal or Dynamic microphones. 3 Ω output imp. PRICE 30/-
TYPE GR-1. Gramophone amp.—provides sufficient power to fill average room. 3 Ω output imp. PRICE 30/-
TYPE CO-1. Morse code practice oscillator—for use with morse key and 3 Ω speaker. PRICE 20/-
TYPE MT-1. Metronome module—provides audible and visual beat from 30 to 240 beats per minute (for use with 3 Ω speaker or indicator lamp). PRICE 22/6

GORLER UT 340 FM/VHF TUNING HEART

Permeability tuned—covering 87 to 108 Mc/s. For use with one ECC85 valve. In metal case, size 3 x 2 1/2 x 1 1/2 in. Circuit supplied.
LASKY'S PRICE 15/11 Post 2/-. ECC85 valve 9/- extra.

TRANSISTORS

ALL BRAND NEW AND GUARANTEED
GET 51, GET 85, GET 86 2/6; 873A, 874P 3/6; OC45, OC71, OC81D 4/6; OC44, OC70, OC78, OC81 5/6; (match pair 10/6); AF117, OC200 6/6; OC42, OC43, OC73, OC78 8/6; OC201, OC204 15/-; OC205, OC206 18/6; OC28 24/6; OC76 8/-.

TRANSFILTERS

by BRUSH CRYSTAL CO., Available from stock.
TO-01B 465 kc/s. ± 2 kc/s. | TO-02D 470 kc/s. ± 1 kc/s. 9/6 each
TO-01D 470 kc/s. ± 2 kc/s. | TP-01B 465 kc/s. ± 2 kc/s.
TO-02B 465 kc/s. ± 1 kc/s. | TP-01D 470 kc/s. ± 2 kc/s. Post 6d.

NOW AVAILABLE—OUR NEW BARGAIN BULLETIN. 24 foolscap pages packed with hundreds of bargains for the "ham" and service man—exclusive to Lasky's—plus full list of regular stock items. PRICE 6d. POST FREE.

LASKY'S RADIO FOR FINEST VALUE and COURTEOUS SERVICE

SERVICE IN GREAT BRITAIN AND HI-FI ENTHUSIASTS



RECORD PLAYERS



B.S.R. AUTOCHANGERS

AT LOWEST EVER PRICES

Brand new and fully guaranteed—
complete with cartridge and stylus.

UA14 4 speed mains model	£4. 9.6
UA16 4 speed mains model	£4.19.6
UA16 9v. battery model	£5.19.6
UA20 4 speed mains model	£5.19.6

Add 5/- carriage and packing on each.

GARRARD AUTOCHANGERS NEW LOW PRICES!

SINGLE PLAYERS	
AT6 Mono	£8 19 6
AT6 Stereo	£9 9 0
80001.M with stereo cartridge ..	£7 9 6
AT50 with stereo cartridge ..	£10 9 0
AT70 less cartridge	£19 9 0
A50 less cartridge	£7 10 0
A1000 with GC8 cartridge ..	£6 6 0
A2000 with GC8 cartridge ..	£6 6 0
SP25 Mono	£9 19 6
SP25 Stereo	£10 19 6
SRP12 with cartridge ..	£4 7 6
SRP10 Mains, with cartridge ..	£4 19 9
SRP10 Battery, with cartridge ..	£4 19 6

GARRARD BASES

WB1 23 18 3 Clearview cover	£3.10.0
WB2 25 5 0 Clearview cover	£4.17.6

Postage and Packing on all above 5/-.

GREENCOAT RECORD PLAYER

33 $\frac{1}{3}$ and 45 r.p.m. 6v. Battery operated Comp. with pick-up and crystal cartridge.
LASKY'S PRICE 49/6 Post 2/6 Size 7 $\frac{1}{2}$ x 6in.

207 EDGWARE ROAD, LONDON, W.2 Tel. PAD 3271
118 EDGWARE ROAD, LONDON, W.2 Tel. PAD 9789
33 TOTTENHAM CT. RD., LONDON, W.1 Tel. MUS 2605
All the above branches open all day Saturday. Early closing Thursday.

Mail Orders and correspondence to 3-15 Cavell Street, Tower Hamlets, London, E.1. Tel.: STEpney Green 4821/2

LASKY'S FOR SPEEDY MAIL ORDER SERVICE

SPECIAL INTEREST ITEMS

SINCLAIR SUPER MINIATURE KITS

Write for details of
Package Deals

THE MICRO-6 miniature radio only 1 $\frac{1}{4}$ x 1 $\frac{1}{2}$ / ₁₆ x 1 $\frac{1}{2}$ in.	£2 19 6
THE SLIMLINE 2-transistor pocket radio	£2 9 6
THE MICRO-FM (tuner/receiver)	£5 19 6
THE X-20 20 watt P.W.M. amplifier	£7 19 6
Available ready built, tested and guaranteed	£9 19 6
THE Z-12 12 watt amp. and pre-amp., fully built	£4 9 6
STEREO 25 Pre-amplifier control unit, fully built	£9 19 6

MARTIN HI-FI AUDIOKITS

Using specially developed circuits, the very latest transistors and printed circuits—these kits are all fully checked and tested before leaving the factory.

KIT 1. 5 stage Matching Input Selector Unit	LASKY'S PRICE 22/7/6
KIT 2. Pre-amplifier with volume control	LASKY'S PRICE 21/17/6
KIT 3. 3-Channel Mixer, with plug-in adaptors for individually matching each circuit. Adaptors 9/6 each	LASKY'S PRICE 23/19/6
KIT 4. Pre-amplifier with tone/volume control stages	LASKY'S PRICE 23/2/6
KIT 5. 10 and 3 watt Main Amplifier	LASKY'S PRICE 25/12/6
KIT 6. Power supply Converter Unit	LASKY'S PRICE 23/12/6
KIT 7. 15 ohm version of Kit 5	LASKY'S PRICE 23/12/6
KIT 8. Power supply for Kit 7	LASKY'S PRICE 23/15/6
UNIT 15. FM Head	LASKY'S PRICE 25/12/6
UNIT 16. IF Amplifier (FM)	LASKY'S PRICE 25/7/6
UNIT 17. Escutcheon, drive and controls (FM)	LASKY'S PRICE 21/17/6

THE HARROW POWER PACK

Battery eliminator for portable radios, etc. Converts your Battery radio to A.C. mains
Replaces 4 $\frac{1}{2}$ v., 6v. and 9v. bats. Size only 3 x 2 x 2 $\frac{1}{2}$ in. State voltage required when
ordering.

LASKY'S PRICE 29/6 Post 2/-

42 TOTTENHAM CT. RD., LONDON, W.1 Tel. LAN 2573
152/3 FLEET STREET, LONDON, E.C.4 Tel. FLE 2833

Both open all day Thursday. Early closing Saturday.

WEYRAD

COILS & TRANSFORMERS FOR CONSTRUCTORS

Special versions of our P50 Series are now available for AF117 or OC45 Transistors. They can be used in the standard superhet circuit with slight changes in component values, details of which are given in the latest edition of the Constructors' Booklet priced at 2/-.

Oscillator Coil	P50/1AC (For OC45)	P50/1AC (For AF117)	5/4
1st I.F. Transformer	P50/2CC (For OC45)	P51/1 (For AF117)	5/7
2nd I.F. Transformer	P50/2CC (For OC45)	P51/2 (For AF117)	5/7
3rd I.F. Transformer	P50/3CC (For OC45)	P50/3V (For AF117)	6/-
Rod Aerial	RA2W		12/6
Driver Transformer	LFDT4/1		9/6
Output Transformer	OPT1		10/6
Printed Circuit	PCA1		9/6

I.F. TRANSFORMERS & COILS FOR VALVE CIRCUITS

Production of Tuning Coils (Type "H") and I.F. Transformers is being continued and details of these and our other components are given in an illustrated folder which will be forwarded on request with 4d. postage please.

WEYRAD (ELECTRONICS) LIMITED
SCHOOL STREET, WEYMOUTH, DORSET

stern-clyne ELECTRONIC CENTRES

MEMBER OF THE PANTIYA GROUP OF COMPANIES

MAIL ORDER & ALL ENQUIRIES TO: DEPT. PW. 3-5 EDEN GROVE, HOLLOWAY, LONDON. N.7 Tel. NORTH 8161/5.

LONDON:
18 Tottenham Court Road, W.1.
23 Tottenham Court Road, W.1
309 Edgware Road, W.2
109 Fleet Street, E.C.4.
162 Holloway Road, N.7.

MUS 5929/0095
MUSEUM 3451
PADDDINGTON 8963
FLEET STREET 5812/3
NORTH 7941

9 Camberwell Church Street, S.E.5.
220 Edgware Road, W.2.
CROYDON: 12 Suffolk House, George Street.
BRISTOL: 26 Merchant Street, Bristol 1. Bristol 20261

LIVERPOOL: 52 Lord Street.
MANCHESTER:
20/22 Withy Grove, M/c 4.
SHEFFIELD: 125 The Moor.
NOTTINGHAM: Eastown House, Lincoln St.

Royal 7450
Blackfriars 5379/5246
Sheffield 29993
Nottingham 45889

SULTAN

solid-state integrated Stereo amplifier



The most advanced design in brilliant new kit form—so simplified you can build it to professional standards without specialized knowledge and with simple tools. Designed for kit builders from the beginning with a system of wiring that enables you to complete each solder joint as you proceed: nothing is soldered twice and there are no unfinished joints left waiting to be overlooked!

SULTAN performance is a natural result of superb design incorporating the most advanced fully proved semi-conductors, and modular substage construction that permits searching quality control and precise matching at every stage of assembly. Particular attention has been given to the provision of all the additional input, output, and power take-off facilities ever likely to be required. The compact sized, craftsman finished teak cabinet and restrained styling ensures unobtrusive, harmonious matching with almost any decor.

Sultan kit of parts **£29.80** Carr. & Ins. 8/6 Assembled and Tested **£39.18.0** Carr. & Ins. 8/6

Terms: Deposit £9.16.0 and 12 monthly payments of £1.16.10.

Total credit price £31.18.0

Terms: Deposit £13.6.0 and 12 monthly payments of £2.8.10.


Total credit price £42.12.0

● Descriptive leaflet free on request.

● Assembly Manual available separately 5/6 incl. P. & P.

SEND FOR CATALOGUE

A 1/- P.O. brings new 100-page Sound and Science Catalogue packed with unique items; profusely illustrated.



Designs by MULLARD
interpreted by
STERN

5-10 POWER AMPLIFIER

One of the most famous amplifiers ever made—thousands are in use throughout the world. Specially constructed to rigid Stern-Clyne requirements and conforming entirely to Mullard specification, including all specified components and brand new Mullard valves. Auxiliary power take-off for pre-amp and tuner (250 volts and 45 mA and 6.3 volts at 2 1/2 A) and gram mains supply on rear panel.

Kit of parts **£11.0.0** Carr. & Ins. 6/6 Assembled and Tested **£14.10.0** Carr. & Ins. 6/6

2 VALVE PRE-AMPLIFIER

Specially designed by Mullard Research Laboratories for use with the 5-10 amplifier and one of the most compact pre-amplifiers available. Measuring only 9 1/2 x 2 1/2 x 4 1/2 in. deep. Inputs are provided for variable reluctance and crystal pick-ups with RIAA equalization, plus radio sensitive microphone and tape reply direct, or from pre-amplifier. Controls: 6 position selector, volume on/off, wide range bass and treble. Powered direct by 5-10 amplifier.

Kit of parts **£6.6.0** Carr. & Ins. 5/- Assembled and Tested **£9.10.0** Carr. & Ins. 5/-

COMBINED PRICES

5-10 Amplifier with 2 valve pre-amplifier complete kit of parts **£17.10.0**.

Terms: Deposit £5.16.0 and 12 monthly payments of £1.4.2

Total credit price £20.6.0

5-10 Amplifier and 2 valve pre-amplifier assembled and tested

Terms: Deposit £8.0.0 and 12 monthly payments of £1.10.10

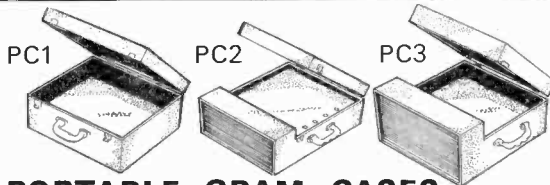
Total credit price £26.10.0

Carr. & Ins. 10/-

RECORD PLAYERS AT ECONOMICAL PRICES

BSR GU7 4-speed with X1H cartridge	£3.19.6
GARRARD SRP22 4-speed with GP91 cartridge	£4.10.0
BSR UA25 4-speed autochanger with cartridge	£5.19.6
BSR UA50 Minichanger less cartridge	£6.10.6
GARRARD 1000 Autochanger with GC8 cartridge	£6. 8.0
GARRARD 3000 Autochanger with STH/HC cartridge	£7.10.0
GARRARD SP25 with GP91 cartridge	£12.19.6
Carriage and Insurance on above 5/- extra	
GARRARD 401 Transcription Motor	£32.10.0
GOLDRING GL68 Transcription unit less cartridge	£19.18.0
GARRARD LAB80 Transcription Autochanger less cartridge	£24.19.6
GOLDRING GL70 Transcription unit less cartridge	£30.7.0
Carriage and Insurance on above 7/6 extra	

TERMS AVAILABLE ON ALL ORDERS OVER £15 IN VALUE



PORTABLE GRAM CASES

PC1 For record player installation only and ideal for use with portable PA systems and radio set amplifiers. Takes all standard single players and autochangers. Size overall: 16 x 14 x 8 1/2 in. Includes uncut motor board, size 15 1/2 x 13 1/2 in.; height above 5 in.

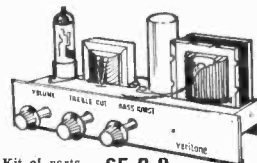
PC2 Suitable single players and amplifier/speaker installation. Size overall: 18 x 16 x 8 1/2 in. Board size 15 1/2 x 13 1/2 in. with 3 in. clearance below board; height above 2 1/2 in. Cut outs are provided to fit the Stern-Clyne Monogram amplifier and 8 x 5 in. speaker. Suitable for Garrard SRP22 Record Player, or similar unit.

PC3 For autochanger, amplifier/speaker installation. Size overall: 18 x 16 x 8 in. Board size 15 1/2 x 13 1/2 in. with 2 1/2 in. clearance below board; height above 4 1/2 in. Will also accommodate Stern-Clyne Monogram amplifier, 8 x 5 in. speaker and all standard Autochangers.

Add 5/6 Carriage and Insurance for any of above.

MONOGRAM AMPLIFIER

Superb space and cost economy design specially developed by Mullard Research Laboratories and quality constructed by Stern-Clyne. Actually uses only one multi valve but provides an undistorted output from any standard xtal pick-up. Plus features include Bass Boost and Treble controls, panel illumination and specially wound output transformer. Size only 10 x 2 1/2 x 4 in., 1/2 in. high Silver hammer chassis finish satin silver finish engraved panel.



Kit of parts **£5.0.0**

Carriage 4/6


Assembled and Tested **£7.9.6**

Carriage 4/6

Descriptive leaflet free on request.

STERNKIT FM1 TUNER

A new specially designed sensitive tuner for the amateur builder. Provides a stable, interference-free reception of BBC FM transmissions. High quality output signal ensures optimum performance from any Hi-Fi audio system. Reliable easily aligned circuit includes RF stage and 2 IF noise limiting stages. Input sensitivity better than 100 microvolts for 40dB quieting. Power requirements 200 volts at 25mA, 6.3 volts at 1.5A.



Complete kit of parts **£7.9.6**

Carr. & Ins. 4/-

Assembled and tested **£10.9.6**

Carr. & Ins. 4/-

Optional power pack Type D kit **£2.15.0** Carr. 3/6 Assembly Manual only 3/- post free.

Assembled and tested **£3.10.0** Carr. 3/6 Descriptive leaflet free on request



39/6 TEST 7 Pocket Multimeter

Carr. 2/-

A really versatile instrument that makes a handy pocket-size tool. Measures AC or DC voltage in three ranges of 0-15-150-1000V. Resistance 0-1000,000 ohms and Current 0-150mA DC. Size only 3 1/2 x 2 1/2 x 1 1/2 in., with ingenious dial design providing a clear, easily read scale. Complete with battery and test leads.

72/6

P & P 3/-



OUR FINEST EVER METER VALUE! DIVIDUAL IT-1-2 MULTITESTER With Built-in Meter Protection!

Pocket size with wide-angle, jeweled meter movement, ceramic long-life, low-loss switching, tough impact resisting case. Sensitivity 20,000 ohms/volt DC. 10,000 ohms/volt AC.

19 Ranges measure:

0-5 25-250 500-2500 volts DC. 0-10 100 500-1000 volts AC. 0-50 uA-2.5 mA-250 mA DC. 0-6000 ohms 6 megohms. 10 uA-0.001 mA-1 mfd.—20 to +22 dB.

PRACTICAL WIRELESS

VOL 42 No 10

issue 720

FEBRUARY 1967

TOPIC OF THE MONTH

Troubled Waters

THE first blow was struck against the radio 'pirates' on Friday, 25th November, 1966, when Radio 390 were fined £100 for using a transmitter without a licence, at Red Sands Tower on 16th August, 1966. Mr. Edward Allbeury and Mr. David Beresford Lye, directors of Radio 390, who were found guilty of the same offences, were each given an absolute discharge.

The second blow came just five days after the Radio 390 case, when Mr. Roy Bates, proprietor and operator of Radio Essex (now known as Radio BBMS) was fined the maximum of £100 at Rochford Magistrates' Court, Southend. Both 'pirate' radio stations are to appeal against the findings.

Radio City who also operate from one of the war-time forts in the Thames Estuary have not so far been prosecuted under the Wireless Telegraphy Act of 1949 for illegal broadcasting. On the findings of the Canterbury and Rochford Magistrates (court reports inside), Radio City is within territorial waters and it would appear that the Crown could get a conviction. So why have they been missed? Could it be something to do with ownership, or is it that they are not big enough to worry about?

Radio BBMS has openly defied the Government by continuing to broadcast from Knock John Tower in the Thames Estuary, and Radio 390 admits that it will broadcast from another country on the Continent if it loses the pending High Court appeal.

The Marine and Broadcasting (Offences) Bill will give the Government powers to silence all the 'pirates' in one swoop when it becomes an Act of Parliament. But, how long is this going to take? The Government have many Bills on the Statute Book, a number of which they consider to be of more importance. However, even this legislation cannot prevent commercial operators setting-up high power stations on the Continent, which could be beamed to this country.

Realising that the Marine and Broadcasting (Offences) Bill is already in the pipeline, was it worth prosecuting Radio 390 and Radio Essex? The first case took two days to hear and the second one a full day, and cost us—the tax-payer—hundreds, if not thousands, of pounds sterling.

W. N. STEVENS, Editor.

NEWS AND COMMENT

Leader	731
News and Comment	732, 760
Radio 390 and Radio Essex Court Cases	740
The MW Column <i>by Alastair Woodland</i>	742
Practically Wireless <i>by Henry</i>	762
On the Short Waves <i>by John Guttridge and David Gibson, G3JDG</i>	765
Club Spot—Fareham and District Amateur Radio Club	781
New Books	782

CONSTRUCTIONAL

A Short Wave Preselector <i>by A. S. Carpenter, G3TYJ</i>	734
Transistorised Computer <i>by S. Benda</i>	737
Preamp for Dynamic Microphones <i>by A. S. Ellis</i>	745
Push Pull Neon Driver <i>by A. J. Bassett</i>	752
Receiver for 144Mc/s <i>by F. G. Rayer, G3OGR</i>	753
Wide Range Signal Generator <i>by R. F. Graham</i>	756
Pulse Counting V.H.F. Receivers <i>by D. V. Debbage</i>	774

GENERAL ARTICLES

The Home Workshop <i>by G. T. Theasby</i>	749
Power Supplies <i>by H. T. Kitchen</i>	777

MARCH ISSUE WILL BE PUBLISHED ON
FEBRUARY 3rd

All correspondence intended for the Editor should be addressed to: The Editor, "Practical Wireless", George Newnes Ltd., Tower House, Southampton Street, London, W.C.2. Phone: TEMple Bar 4363. Telegrams: Newnes Rand London. Subscription rates, including postage: 36s. per year to any part of the world. © George Newnes Ltd., 1967. Copyright in all drawings, photographs and articles published in "Practical Wireless" is specifically reserved throughout the countries signatory to the Berne Convention and the U.S.A. Reproductions or imitations of any of these are therefore expressly forbidden.

Imported Communications Receivers

It has come to our notice that a letter appeared in the December 1966 issue of PRACTICAL WIRELESS stating that service and spares were not available for imported communication receivers.

We sell considerable amounts of imported communication receivers, many through the medium of advertisements in this magazine, for all of which we carry spares and have full servicing facilities.

G. W. Smith & Co. 3 Lisle Street,
London, W.C.2.

[As you are probably aware, these servicing and spares facilities are not always available from radio dealers, which inspired the letter from a reader. We are glad, therefore, to hear that at least one company is able to offer such facilities.]—Editor.

Buy British?

I HAVE a Lafayette catalogue which shows several models of the H.E. range of receivers and all are quoted as being "imported" into the U.S. So that those on the U.K. market are presumably re-exports from the U.S.

I have also been called upon to repair a Sharpe radio of Japanese manufacture which was purchased in Hong Kong and have found that the valves used cannot be purchased in the U.K., there are no equivalents and that letters to agents in Japan and Germany have not produced any results.

I agree with Mr Pryse, one must be very careful what one buys. But beggars cannot be choosers; after all, what British sets are available at such moderate cost as the Jap jobs with the same specifications?

A. Parry. South Oxhey,
Hertfordshire.

Transistor Terminology

I USED to use valves. However, I have now graduated to transistors. What an utterly wretched mess. Every manufacturer has his own numbering system and, it would appear, his own set of notations. One maker's Ico is another's Alpha dash, and mistaking one manufacturer's beta for another's hybrid pi can cause a very nasty accident. How about all the "big-boys" sitting round a table and settling on a simple standard notation we can all understand?

Martin Jessopp. Leyton,
London, E10.

NEWS AND..

A.A. MEMBERS GO ON THE AIR


The world's first 24-hour two-way v.h.f. car radio link between a motoring organisation and its members on the road—the A.A. Linkline Service—has been introduced. Under the new service, A.A. members in and around London and Birmingham and travelling up the M1 will be able to keep continuous two-way contact with A.A. operations rooms and will be able to radio direct for the breakdown service, pass urgent messages to and receive messages from anyone, receive warnings of traffic jams etc., obtain weather reports and even find out the correct time. Linkline rental of £180 per year includes all equipment and installation costs, set hire, licence fees, servicing, all radio calls and certain emergency calls connected with a breakdown or accident.

COURSE ON AMATEUR RADIO THEORY AND PRACTICE

Interested persons are invited to find out more about a proposed course on Amateur Radio and Electronics, to begin shortly. The course will be held in the London Borough of Waltham Forest, and is designed for those who missed the beginning of the normal courses, or who find the location of the R.A.E. courses difficult to reach.

The scheme should be suitable for persons wishing to try the Winter 1967 Radio Amateurs' Exam and for persons who would like to brush up on the subject. Young people and beginners will be made very welcome. K. L. Smith, G3JIX, 82 Granville Road, Walthamstow, E.17.

NEW LOW PRICED F.M. PORTABLE



H. O. Thomas Electronics announce two new models, bringing their total range of Wien radios up to six. They are the Wien "Sport" retailing at 7½ guineas and a mains/transistor am/fm set—the M1—at 16 guineas.


The M1 is a table model in teak cabinet, embodies 8 transistors, covers medium and f.m. bands. The "Sport" (see photograph) covers f.m. and medium waves, has 9 transistors and comes complete with earpiece, strap and batteries. Further information from H. O. Thomas Ltd., 4 Vernon Place, London, W.C.1.

SCHOOLBOYS AND GIRLS EXHIBITION

Opened in the Empire Hall, Olympia on December 27 this exhibition features among its exhibits a TV videotape studio presented by Ampex Ltd., where children are able to mime an action or play a charade and see their performance played back immediately on a TV monitor screen.

...COMMENT

GRUNDIG A.F. SIGNAL TRACER



Among the new Grundig range of test instruments is the SV2 a.f. signal tracer. The use of transistors and battery operation make the instrument ideal for lab. or field work. The test probe type UK2 supplied is switchable between a.f. and r.f. In the r.f. position, it operates as a demodulator for frequencies between 100kc/s and 300Mc/s whilst the low capacity ensures no detuning of the circuit under test.

Frequency response is 200c/s to 8kc/s -3dB . Input for 160mW output in the 0dB position is 1mV and in the -40dB position 100mV. Input impedance is 50Ω on the 0dB position and $5M\Omega$ in the -40dB position. Output voltage is 0.9V and output impedance is $1k\Omega$. For further details contact Grundig (Great Britain) Ltd., Newlands Park, Sydenham, S.E.26.

SANSUI PRODUCTS

Lasky's Radio Limited have now been appointed sole distributors in the U.K. for Sansui High Fidelity equipment.

The range comprises a complete selection of high quality stereo amplifiers, tuners and combined tuner/amplifiers.

Price list and details are available on application to Lasky's Radio Limited, 3/15 Cavell Street, London, E.1. Demonstrations can be provided at 42 Tottenham Court Road, London, W.1.


10,000 POLICEMEN TO HAVE POCKETPHONES

A major contract worth £500,000 has been awarded by the Home Office to Pye Telecommunications for the supply of Pocketphone u.h.f. transceivers. One hundred police forces will shortly be using these units.

TWO ADDITIONS FOR LEKTROKIT

A.P.T. Electronic Industries Ltd., Chertsey Road, Byfleet, Surrey, announce the availability of Chassis Plate No. 7 and Insulator Lead-through No. 2 in the Lektrokit Chassis Construction System.

Lead-through insulators are connection devices for insertion into the Lektrokit No. 7 chassis plate for circuit wiring. They are made of PTFE high grade insulant and the Sealectro "Clover Leaf" connection insert, which provides a multi-aperture insulated terminal point for use in circuit wiring on metal chassis and provides five connection wires. Price of No. 7 Chassis Plate is 12s. per pack of 2 and No.2 Insulators, 3s. per pack of 6.



Way-Out Style

As a young boy I was always being caught out by my elder sister. She would plague the life out of me with a series of classic "When is a so-and-so not a so-and-so". As the years drifted merrily by I came to be free of these irritating conundrums, and indeed I had forgotten all about the wretched things until I started to read PRACTICAL WIRELESS and then, bless me, there they were again. I refer to these drifting standards which never seem quite what they are supposed to, and vary from one designer or advertiser to another. Take signal to noise ratio. Now there's plain signal-to-noise, or there's signal-to-noise-plus-noise and so it goes on with a few handfuls of dB's thrown in for good measure. Audio amplifiers are notorious for this sort of treatment. Not only do we have noise figures (no mention of the signal now, only the noise), we have hum, input sensitivity, outputs, impedances and Uncle Tom Cobley ad infinitum. Of course all this information may be very useful but the standard references to which all these figures are referred seem to alter with each item one reads about. One manufacturer assures that his amplifier will supply 12 watts output. Now a friend of mine bought one of these and, as he worked as an apprentice in an electronics laboratory, took the unit in for a test. It was found that the unit actually provided four watts output. These results were checked by a senior member of the staff, and I have no doubt that the tests were valid. So how about a definite standard rating on these things to which all units are related. Then when we buy a ten watt audio amplifier we will get ten watts and not five or two. These glowing adjectives beloved by advertising agents should be made to be accurate. Could not the magazine accepting the advert check first? If you raise anything with the advertisers they invariably blind you with science. "Ah, that's under quiescent conditions, and assuming that the signal does not exceed one millivolt, of course you could calculate for the input transistor bottoming but then the hum level will be up by about, Ooh let's see now 25, yes about 25dB so you can't have it both ways can you?" So how about some standards and every one sticking to them. At the moment I'm back in my childhood memories again. When is a 12 watt amplifier not a 12 watt amplifier—when it's advertised as such?


R. Farjohn.

Kettering,
Northants.

More News and Comment on Page 760

a short wave PRESELECTOR for the HF BANDS

A.S. CARPENTER



G3TYJ

THE practical preselector design to be described is continuously tunable over the frequency range 14—30Mc/s thereby embracing the three high frequency Amateur bands, viz., 10, 15 and 20 metres.

The prototype preselector is used primarily in c.w. connections; it is attractive physically and may be powered from the station receiver. Tuning is carried out via a slide-rule type drive with '10' and '20' occupying the scale ends. Ample space does exist for the inclusion of a small mains transformer plus rectifier circuit capable of supplying 200-250V d.c. at 20mA and 6.3V a.c. at 1A.

It is desirable to be able to mute the preselector when an associated transmitter is to be used nearby, and a self-shorting jack-socket is fitted via which a muting circuit may be introduced. The preselector may be muted very conveniently, either fully or partially, by arranging for a 50kΩ variable resistor

to be automatically switched in and out of circuit by the transmitter 'Send/Receive' switch. No provision is made for bypassing the unit—by means of a switch perhaps—since this is carried out manually.

Some communications-type receivers used at Amateur and SWL stations use valves that are considered to be 'noisy' by modern standards: by using a preselector between the aerial and the receiver a considerable improvement results particularly on the higher frequency bands. This is understandable since when a strong signal is fed to a 'noisy' receiver the a.v.c. system is loaded adequately and the valves are biased back heavily; the received signal then sounds clean and 'punchy'. It should be noted however that a preselector should not be considered as an alternative to a good aerial but merely an addition.

The complete circuit diagram is shown in Fig. 1

where V1 functions as a high-gain r.f. amplifier with V2 operating as a conventional cathode-follower output stage. The station aerial is plugged in at socket Sk1, either direct or via the transmitter/receiver change-over switch or relay, and a *short* screened lead from socket Sk3 is connected to the receiver aerial socket. Band coverage is effected by means of VC1, the shaft of which is in connection with the panel-fitted drive and scale. Variable r.f. gain results from fitment of VR1. Amp-

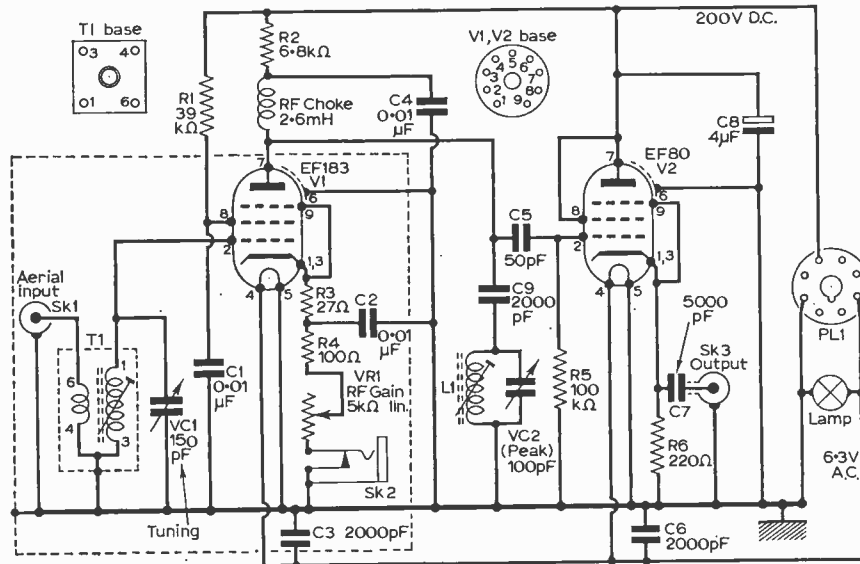


Fig. 1: The theoretical circuit diagram.

lified r.f. appearing at pin 7, V1 'sees' considerable opposition from the r.f. choke whereupon it passes more readily to the cathode-follower output stage via capacitor C5 to re-appear at socket Sk3.

Normally the anode circuit of V1 is operated in a non-resonant state, grid circuit tuning being adopted. Extra gain may be obtained however by resonating the anode circuit close to the operating frequency and to this end coil L1 and panel-fitted VC2 are provided. Although, in theory, maximum gain occurs when both grid and anode circuits are

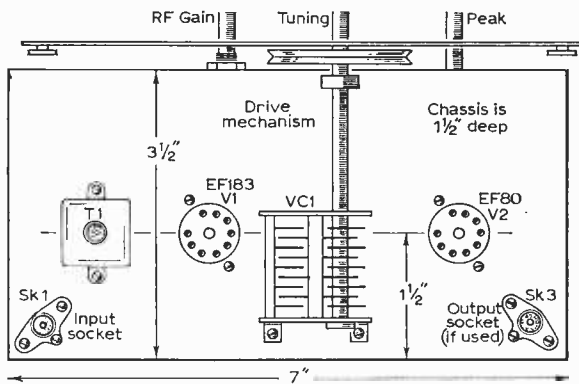


Fig. 2: Above-chassis layout and dimensions.

tuned to the same frequency such exact tuning is rarely practical since oscillation takes over. Under certain conditions—maladjustment of VC2 for example—oscillation can be instigated; it becomes very important therefore to include adequate screening. In the prototype the grid and anode circuits of V1 are well screened from each other; a 'can' is fitted to T1 and the chassis box is also made use of. Screening is indicated by the broken lines in Fig. 1.

Normally VC2 is set to minimum capacitance and is used only under difficult copying conditions. The circuit is useful c.w.-wise for as VC2 is manipulated tuning tends to sharpen due to positive feedback. The benefits are somewhat less apparent on 'fone' for the extra gain secured is at the cost of an increased noise level. In this part of the circuit it should be noted that capacitor C9 is a d.c. 'blocker' and it must on no account be omitted!

The layout and most of the wiring is shown in Figs. 2 and 3. No chassis drilling diagram is given since constructors may vary things to suit items to hand. The type of capacitor used for VC1 for example is not over-critical and any small single-gang item of about 150pF maximum capacitance is suitable. Note in Fig. 2 that the lugs of the can

associated with T1 are bent outward (not inward) to permit the can to be removed without disturbing the coil itself.

Coil Details

Both T1 and L1 are home-brew dust-cored items. Considering T1, and assuming approximately 30pF for circuit 'strays', a tuned circuit inductance of some 0.9μH used in conjunction with a 150pF variable capacitor will enable the desired band coverage to be obtained. T1 consists of 10 turns 28 s.w.g. enamelled copper wire close wound on a 0.3in. former, and 6 turns of 36 s.w.g. d.s.c. copper wire close wound, for the aerial winding. The two windings are separated from each other by 0.05in. L1 is 12 turns of 28 s.w.g. enamelled copper wire, turns close. Later, a turn per coil may need to be removed to ensure correct band coverage, coils being tested either by using a g.d.o. when they are *in situ*, or via received signals. When finding the frequency range afforded by the T1/VC1 combination with a g.d.o. it will normally be necessary to remove the screening can although it should be remembered that re-fitting of this will cause the circuit to resonate at a slightly different frequency to that measured. Fortunately the dust cores permit considerable inductance variation.

The size of the chassis used is also shown in Fig. 2 but when self-powering items are to be used this should be made 2in. longer.

Details regarding the front panel are given in Fig. 4, matters being so arranged that when the completed assembly is placed on the table the front panel slopes backwards slightly to assist operation of the controls; the appearance also benefits.

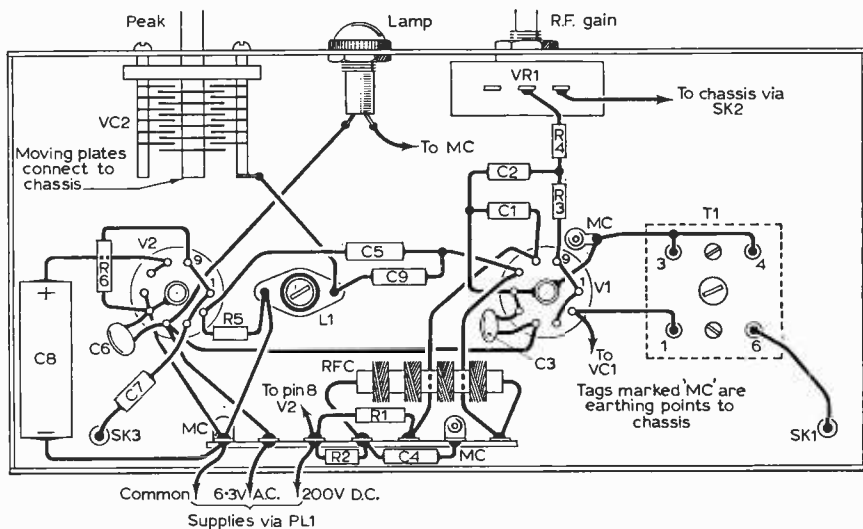


Fig. 3: Wiring and layout below chassis.

Casing details are given in Fig. 5 to agree with the prototype which is fashioned from faced hardboard and held together with pins and impact adhesive.

When the preselector is not self-powered a suitable power pick-up socket should be fitted to the main receiver. An international-octal (I.O.) valve holder is ideal for the purpose rigidly situated so

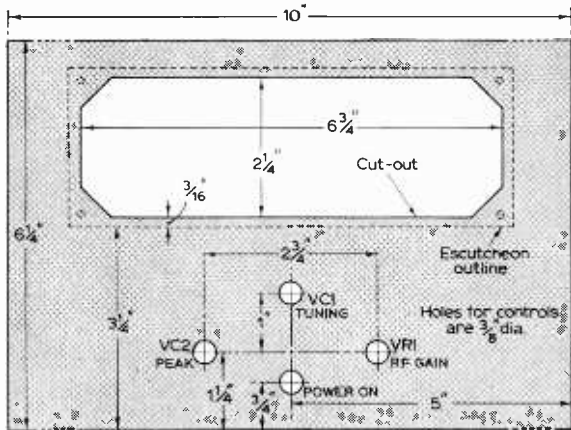
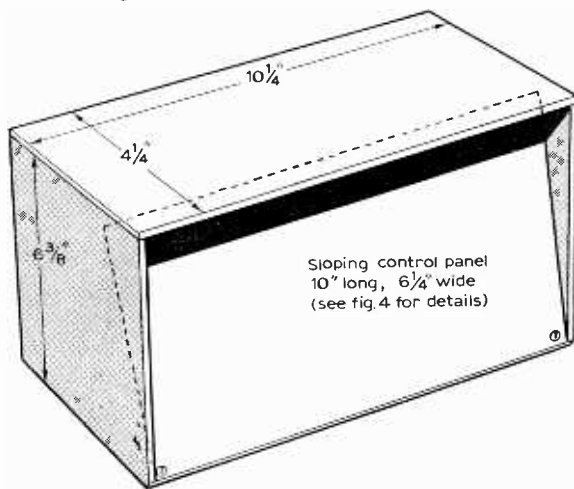


Fig. 4: Panel details.

Fig. 5: Dimensions of the main casing.



that plug P11 carrying the 3-core supply cable from the preselector can be engaged.

Tests should then be carried out, using an ohmmeter, to ensure that no h.t.-chassis short circuit exists after which a short screened lead from socket Sk3 may be connected to the receiver aerial socket. The receiver may have separate aerial/earth sockets in which case the braid of the screened cable should be connected to the earth socket and the lead associated with capacitor C7 connected to the aerial socket. The receiver is then switched on and this will bring the preselector warning lens to life.

Alignment

A weak signal is now sought around 14Mc/s and the preselector pointer moved fully right to completely enmesh the vanes of VC1. The vanes of VC2 should be fully disengaged and the dust core of L1 removed. The core of T1 should next be carefully adjusted to increase the strength of the signal tuned using the receiver 'S' meter as a visual guide.

The receiver is now tuned to the 15-metre band and a weak signal sought, after which the scale

pointer of the preselector is moved toward mid-scale—or to where the signal sounds strongest. The same procedure is adopted on the 10-metre band when the preselector pointer should be almost fully to the left of the scale for maximum received signal strength.

Should it seem however that the preselector cannot be tuned down far enough to peak the signal then too much inductance is in circuit and the core of T1—or the number of turns—requires adjustment. Without the aid of frequency measuring gear some experimenting is inevitable but the aim should be to get '10' and '20' peakable at the opposite ends of the preselector scale. VC1 plays a major part in the band coverage and an electrically over-large item is undesirable. Where a good quality variable capacitor is to hand but which possesses excess capacitance, a fixed-value item may be wired in series with it. For example a 250pF variable may be suitably 'reduced' by including a 470pF capacitor in series with it—or, alternatively, vanes may be removed.

When the T1/VC1 combination has been dealt with attention may be given to the 'Peaking' circuit, L1/VC2. The core should be lightly inserted in the coil and first tests made on '20' as before. The normally weak signal, already being amplified by the preselector should be further peakable as VC2 is carefully rotated when L1 is of the correct inductance value.

Although signals are likely to be heard at almost any time of day or night on '20' none may materialise on '10', or even '15' for lengthy periods solely due to unfavourable propagation conditions. ■

★ components list

Resistors:

R1 39kΩ
R2 6.8kΩ
R3 27Ω
R4 100Ω
R5 100kΩ
R6 220Ω
VR1 5kΩ pot. (Lin.)

Capacitors:

C1 10,000pF ceramic
C2 10,000pF ceramic
C3 2000pF ceramic
C4 10,000pF ceramic
C5 50pF silver mica
C6 2000pF ceramic
C7 5000pF ceramic
C8 4μF electrolytic, 350V
C9 2000pF ceramic
VC1 150pF variable (see text)
VC2 100pF variable
Jackson 'Air tune'

Valves:

V1 EF183
V2 EF80

Sockets:


Sk1, Sk3—Coaxial type, surface mounting
Sk2—Miniature closed-circuit jack type

Dial and Drive:

Jackson type SL16 5191 complete

Miscellaneous:

R.F. choke, 2.6mH (Denco type RFC5), 0.3 in. Bakelite coil former with dust iron core and screening can (Denco Ref. 5000A/4PL), Coil former with dust iron core (Denco—Ref. 351/8BA), Miniature panel lamp (Eagle PL), Octal plug, Knobs (3), Valveholders B9A (2), Chassis 7 x 3 1/2 x 1 1/2 in. etc. and casing materials.



TRANSISTORISED COMPUTER

S. BENDA

THIS computer uses 20 transistors and 30 diodes. It adds and subtracts, the number input being fed in by a 'phone dial. The answer is read off 10 light-bulbs, which are mounted on top of the case. The answer is of course in binary form, with which the constructor should become familiar. The unit is small compared to anything else of similar function.

Theory

The computer consists of 10 bi-stable circuits called flip-flops, and the circuit of one is shown in Fig. 1. The circuit works in the following way.

Suppose that Tr1 is conducting and therefore Tr2 is cut off, almost all the supply voltage will be across R1 and B. This means that the collector of Tr1 is nearly at earth potential. However the collector of Tr2 is nearly 12 volts negative. This means that D1 has only a small negative voltage across it in the reverse direction, but that D2 has

nearly 12 volts across it in the reverse direction.

Now suppose that a positive pulse appears across the input bar. The pulse will not overcome the 12 volts across D2, but it will overcome the small negative voltage across D1. Thus D1 will conduct

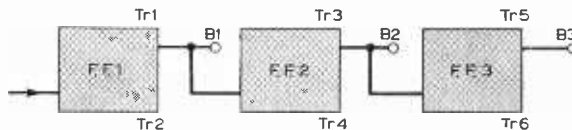
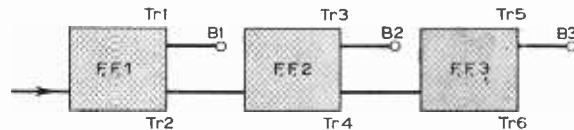


Fig. 3: (Above) Block schematic of "Adding".

Fig. 4: (Below) Block schematic of "Subtracting".



and since the pulse is positive it will reduce the base current of Tr1.

This will reduce the collector current of Tr1 which will make its collector more negative. This increases the base current of Tr2. Thus the collector current of Tr2 increases making the negative voltage on it decrease. This decreases the base current of Tr1, until it is cut off and Tr2 is conducting. Fig. 2 shows the voltage wave forms in the flip-flop.

N.B.: Negative pulses at the input of a flip-flop have no effect upon it, since they reinforce the reverse negative voltage across D1 and D2. In Fig. 2.

To begin with, the bulb B, which is connected to Tr1, is not conducting. A pulse in the base switches it on. Another pulse switches it off and so on. The collector of Tr2 is, of course, always in the opposite state to the collector of Tr1. So it can be seen that a flip-flop can be represented by a little box with a bulb on top of it.

It needs two pulses to switch the bulb through a whole cycle. This shows that the number of pulses which can be obtained from either of the collectors of a flip-flop is exactly half those appearing at the input. This can be verified from Fig. 2. Because each flip-flop divides the number of pulses by two, in the computer each flip-flop will represent twice the number of the preceding one.

So if F.F.1 represents one, F.F.2 will represent two, F.F.3 will represent four and so on. In the actual computer there are ten flip-flops so that the last flip-flop will represent 512. In Fig. 3 there are, for the sake of simplicity, only three flip-flops. The input of each flip-flop (except for the

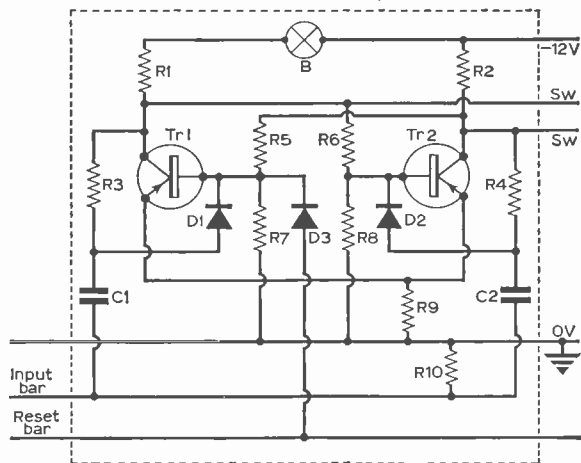
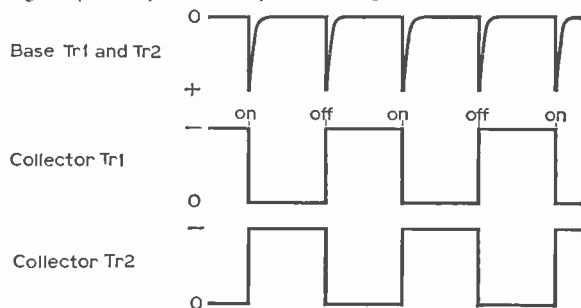


Fig. 1: (Above) Circuit diagram of one flip-flop.

Fig. 2: (Below) Pulses at points in Fig. 1.



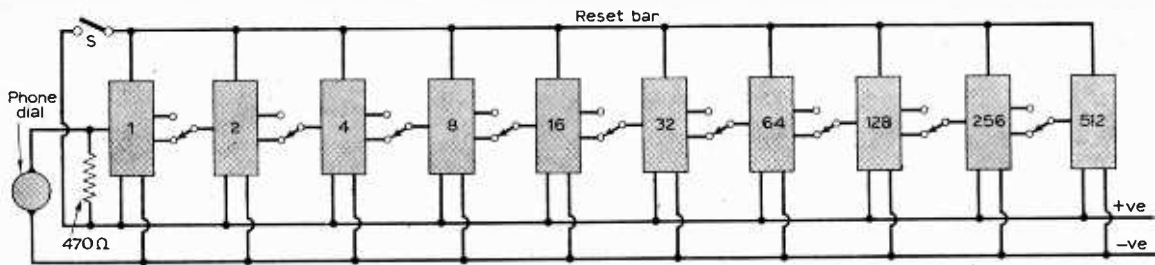


Fig. 5: Block schematic of the computer. Each box represents one flip-flop as in Fig. 1.

first one) is connected to the preceding collector corresponding to Tr2 in Fig. 1.

Suppose we start with all the bulbs off, in other words nought. If we dial a pulse into F.F.1 this will switch on B1. A negative pulse will be sent to F.F.2 (since the input of F.F.2 is connected to Tr2) and nothing will happen to F.F.2. We have added nought plus 1. Now if we dial another pulse into F.F.1 we will switch B1 off. However a positive pulse will be sent to F.F.2 and this will switch on B2 which represents 2. We have added 1 plus 1.

The reader will then be able to work out for himself, that it is possible to add up to 7 on this circuit, but upon adding 7 plus 1, he will get the answer of nought. The actual explanation of this is that if there were a fourth flip-flop a positive pulse would be sent to this, registering the number 8.

Fig. 4 is similar to Fig. 3 except that it is connected for subtracting. The input of each flip-flop is connected to the preceding collector corresponding to Tr1 in Fig. 1. Suppose we start with the number 7, that is all the three bulbs on. If we dial a pulse to F.F.1, B1 will be turned off and a negative pulse will be sent to flip-flop 2, B2 and B3 will be left on corresponding to 2 plus 4 which is 6. We have subtracted 1 from 7.

If we dial in another pulse we will switch on B1. This will send a positive pulse to F.F.2. This will switch B2 off which will send a negative pulse to F.F.3. So B3 and B1 will be left on corresponding to 4 plus 1, which is 5. We have subtracted 1 from 6. Thus, to sum up, we have seen that:

- (1) A flip-flop is a circuit which can only be in two states, on and off.
- (2) A flip-flop effectively divides the number of pulses appearing at its input by two.
- (3) If a number of flip-flops are connected together, the number of each flip-flop is twice that of the preceding one. The total on the computer is of course obtained by adding together the corresponding value of all the bulbs which are on.
- (4) The flip-flops can be connected in an adding circuit or a subtracting circuit depending upon whether the input of each flip-flop is connected to the collector corresponding to Tr2 or Tr1, in Fig. 1 of the preceding flip-flop.

Construction

Details of construction are left to the individual constructor since there are numerous variations and these are simple enough to work out. The recommended order of construction is as follows: the case is built, the power-pack is made, the flip-flops are constructed.

Note: A reset bar is included. This makes it possible to set the computer to zero just by pressing a switch. D3, in Fig. 1, is included in each flip-flop so that the flip-flops do not interfere with each other.

The case

It is clear from the size of the bits which ones fit on top of each other. The first step is to glue and nail A, B, C and G together. A, B and C are all made from $\frac{3}{16}$ in ply, A and B being identical. When these have been assembled, D, E and F are

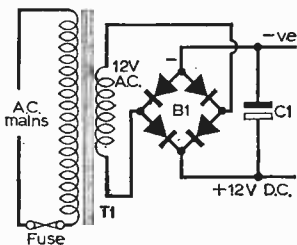


Fig. 6: Suggested power supply.

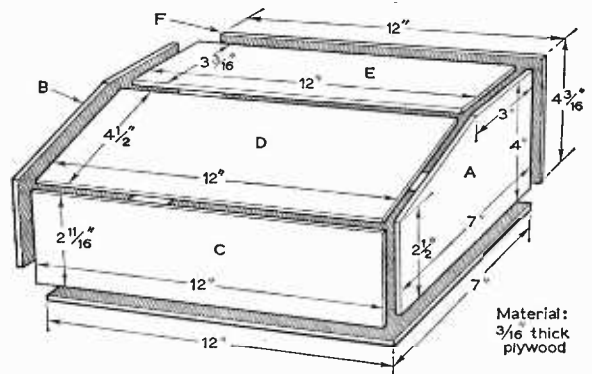


Fig. 7: Constructional details of the case.

bracketed together by aluminium strips to the shape which they will have when screwed to the sides.

Next, two flip-flops are constructed on a single printed circuit board. The lay-out of the flip-flops is left to the constructor. The printed circuit board is divided roughly in half and each flip-flop is constructed in it. The earth bar, the negative supply, the output to the two bulbs, and the reset bar are connected to the connections which go to the sockets.

The sockets which are the mechanical suspensions for the flip-flops are screwed to the back F about an inch apart from each other, starting an

inch inside the left side. The bulbs are then mounted on the top E. The connections to the appropriate bulbs are made from the plugs connecting the extreme right plug to the extreme right bulb. This will be the first flip-flop, so that the numbers will go up from right to left as is conventional. All the bulbs are connected to the negative bar. Switch S is a push to test switch, used to reset to zero.

Fig. 5 is a schematic diagram of the computer. When the five plugs have been wired together and to their appropriate bulb connections, only the negative and positive bars which go to the power pack will be left. There will also be the connections to the switch which will be wired later.

The reset switch S and the phone dial circuit are wired in as shown in Fig. 6. The phone dial circuit is so designed that it feeds positive pulses into the first flip-flop by breaking the negative line from the input. (The phone dial is normally shorted but when dialling, it opens.) The reset switch is mounted roughly in the middle of D in Fig. 5.

★ components list

Resistors:

R1	100Ω	R6	1.2kΩ
R2	220Ω	R7	1.2kΩ
R3	10kΩ	R7	1.2kΩ
R4	10kΩ	R9	10Ω
R5	1.2kΩ	R10	33kΩ

Capacitors:

C1	0.05μF, 30V	C2	0.05μF, 30V
----	-------------	----	-------------

Semiconductors:

Tr1	OC81	D2	OA81
Tr2	OC81	D3	OA81
D1	OA81		

Bulbs: 6V 0.06A

The above parts are those required for one flip-flop unit. Therefore, ten of each item listed above are required. The resistors are all $\frac{1}{4}$ W 10%.

Other parts:

Ten bulb holders. Five transistors printed circuit panels (Radiospares). One 12-pole 2-way switch. One telephone dial. One 12V 1A transformer. Four silicon diodes (at least 50V peak reverse voltage and 1 amp). One 1,000μF 15V capacitor. One 1 amp fuse. Five edge connectors for printed circuit panels.


PRACTICAL TELEVISION

A TV COIN SAVER. An ingenious but simple device which needs a coin in the slot before you view. No modifications to the set and will work with any model.

MULTIPLEXER. Make your single-trace 'scope into a double-beam unit.

INTERPRETING SYMPTOMS. A simple guide to fault finding by observation and common sense reasoning.

February issue of Practical Television is on sale January 20th, price 2/- or 29/- per year post paid to any part of the world.



Photograph of the completed prototype computer.

The next thing to do is to construct the power pack in the right hand corner of the case.

The first printed circuit (the first two flip-flops) is plugged in and the input to the first flip-flop is wired up. The power supply is connected and switched on. The bulb of the first flip-flop ought to switch on and off alternately as each pulse is dialled in. If it does not work, the flip-flop should be checked, especially for such things as the polarity of the diodes. When this is working, the second flip-flop should be connected to the first through the switch checking that this works. We should now be able to subtract and add up to two. The rest of the flip-flops are made, plugged in and wired to the switch in a similar fashion. It is important to check that when the switch is in one position all the inputs of the flip-flops are connected to the collectors of the preceding flip-flops corresponding to Tr2 and when it is in the other position all are connected to Tr1 (see Fig. 1).

Conclusion

The computer should function well. The phone dial gave a little trouble and the constructor is advised to be careful in the type which he buys. The wiring should be of thin single core type wire.

The uses of this computer are mainly demonstrational and educational. It can be used as a counter of pulses, it being able to count up 2,000 pulses a second. However, when it is used as a counter of low repetition frequency pulses, a "squarer" has to be inserted before the input.

PRACTICAL ELECTRONICS

FEBRUARY ISSUE

AUTO CALENDAR
CAR BURGLAR ALARM
DOORBELL REPEATER

SPECIAL SERIES

THE ELECTRONIC ORGAN-3

ON SALE JANUARY 13 — 2/6

RADIO 390 & RADIO ESSEX

**Both fined £100 for
illegal broadcasting**

**390 switched-off pending
appeal**

Essex (BBMS) carry-on

ON Friday, 25th November, Nineteen Hundred and Sixty Six, Estuary Radio Ltd., who up to that time operated Radio 390 from a fort in the Thames Estuary, were fined the maximum of £100 at St. Augustine Magistrates' Court, Canterbury, Kent, for unlawfully "using apparatus for wireless telegraphy, namely a transmitter without a licence, at Red Sands Tower on 16th August, 1966". Estuary Radio's managing director, Mr. Edward Allbeury, and company secretary, Mr. David Beresford Lye, were found guilty of the same offences, but were each given an absolute discharge.

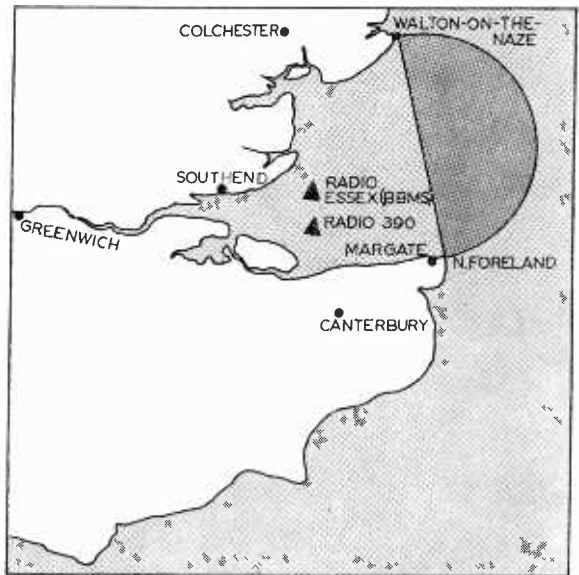
BROADCAST ON 773KC/S

The Post Office had no difficulty in proving that Radio 390 had broadcast on approximately 773kc/s on 16th August, 1966, without a licence. Four Post Office engineers were called upon to give evidence: one to substantiate no licence had been allocated, and three to give evidence of monitoring the station and making tape recordings of the transmission—from Shoeburyness in Essex, Morden Point on the Isle of Sheppey and Herne Bay in Kent.

UNDER BRITISH JURISDICTION

Establishing whether the former anti-aircraft tower on Red Sands, from which Radio 390 operates, came under British jurisdiction was an extremely complex matter. Sir Peter Rawlinson, Q.C., representing the defendants, told the court that Radio 390 is situated at least six nautical miles off the Kent coast and is thus well outside British territorial waters. John Newey, prosecuting for the Post Office, in this criminal case, did not agree and gave two main reasons to substantiate his claim.

Firstly, under the terms of the Geneva International Convention of Sea, 1958, which was ratified in September 1964 by the British Government the Thames Estuary may be considered as a bay. But only if the amount of water (in area) within the bay exceeds that in a semi-circle drawn—with a 24-



mile base-line—across the indentation in the coast. Lieutenant-Commander P. B. Beasley, head of Territorial Waters in the Hydrographic Department of the Ministry of Defence, told the court that in his capacity as a naval surveyor he had calculated the amount of water in the bay, with a base-line drawn across the indentation from Walton-on-the-Naze to North Foreland, and found that there are 683 sq. miles in the 'bay' and five less in the semi-circle. His calculations, however, took in water in the Thames up to Greenwich and to Rochester Bridge in the Medway. Defence was not satisfied that this was permissible and laughter accompanied Sir Peter's suggestion of using Greenwich-on-Sea as a holiday attraction for a town situated in Greater London.

The other factor, also based on the Geneva Convention, concerned low-tide elevations, which includes all islands that are un-covered at normal low water. Prosecution claimed that Middle Bank, one of the sandbanks off the Isle of Sheppey, is one and as such forms the inner limit of territorial waters. Although it is marked on Admiralty charts, Mr. V. Davis, master of the Mallard which has been supplying the forts for some time, stated that he had not seen Middle Sands uncovered for at least twelve months and is only uncovered after an abnormal tide.

CUSTOMS AND EXCISE

Appearing upon a subpoena to give evidence for Radio 390, Mr. R. Stiff, a customs and excise officer based at Whitstable, Kent, told the court that his superiors had ordered the master of the supply ship Mallard to report before and after visiting the forts in the Thames Estuary. This order, he told the court, had been withdrawn in May 1966; under instructions from the Commissioners of Customs and Excise. He also told the court, under cross-examination, that no duty was levied on the transmitting equipment brought to Red Sands Tower from Rotterdam, and that the customs only require masters' to visit them and fill up a form when they are leaving for the high seas.

MARINE & BROADCASTING BILL

Sir Peter Rawlinson, the former Solicitor-General, made reference to the Marine and Broadcasting Offences Bill, which has been introduced by the Government to suppress broadcasting from ships, aircraft and certain marine structures. It has not been through all the necessary stages to become an Act, he told the court, but it is a provision to deal with the problem you are faced with today. "If the present laws satisfy you that you have powers to deal with this case, what is the point of wasting the time of the Parliamentary draftsmen?"

Sir Peter explained that territorial waters could be extended by an Act of Parliament. However, The Territorial Waters Order in Council of 1964 had been made under the Queen's prerogative and is not an Act of Parliament. "If you accept that the Order in Council is not good law and is to be treated as if it were in the wastepaper basket, I suggest that you look at the International Convention which says the same thing."

CHANGING THE BOUNDARIES

Summing-up, Sir Peter Rawlinson said that it was a remarkable thing that this matter which affects the sovereignty of the realm should turn on the evidence of a distinguished officer (Lt.-Cdr. Beasley), but who only held the rank of a Lieutenant-Commander in the Royal Navy. He also made reference to the fact that no official map or chart indicated changes in territorial waters, concerning this case, and that under the terms of the Geneva Convention the general public must be informed of such changes.

VERDICT

After a second adjournment of thirty minutes (recall for further technical evidence from Lt.-Cdr. Beasley), Mr. Donald Andrews, Chairman of the Bench, read from a prepared statement: "We find that Red Sands is situated in territorial water. The Wireless Telegraphy Act of 1949 is silent on the question of local jurisdiction, but the territorial waters in question join the coast of Kent and for that reason we are of the opinion that the justices of the County of Kent have jurisdiction in this matter. On the evidence before us, we find the evidence proved."

EQUIPMENT NOT CONFISCATED

The Post Office made application to the court to confiscate the transmitting equipment, worth approximately £12,000, and for costs. John Newey, prosecuting for the Post Office told how easy it is to form a new company and start all over again.

After a third retirement, the Bench passed sentence and refused the Post Office the right to confiscate the equipment, and their application for costs.

NOT GIVEN UP

Immediately after the case had been heard, the Mallard supply ship carried a pre-record tape to Red Sands, on which Mr. Allbeury gave the station's reasons for shut down and notice of appeal. "If we win the appeal", Mr. Allbeury told reporters, "we shall start broadcasting immediately. If it goes against us, we shall operate from another country on the

Continent." He would not say which, but indicated the suggestion to be a last resort.

Radio 390 was founded in September 1965 and was not a 'pop pirate', but broadcast—to quote Mr. Allbeury—"sweet music" for housewives. It had a claimed audience of four million and its profits were said to be in the region of £15,000 monthly.

RADIO ESSEX

On Wednesday, 30th November, just five days after the Radio 390 case, Mr. Roy Bates the owner and operator of Radio Essex was summoned under the Wireless Telegraphy Act of 1949 for using a transmitter without a licence at Knock John Tower in the Thames Estuary. He was also found guilty and fined a maximum of £100 at Rochford Magistrates' Court, Southend.

Mr Bates, who now calls his station Radio BBMS (Britain's Better Music Station), appeared without counsel and pleaded that the court has no jurisdiction over the Knock John Tower, since it is more than three nautical miles off the coast of Essex. John Newey, prosecuting for the Post Office, followed the same lines as he used in the Radio 390 case over the Thames Estuary being a 'bay'. He also introduced low-tide elevations, claiming that West Barrow is one. This lies within three nautical miles of Knock John Tower and is marked as a low-tide elevation on Admiralty Charts.

Mr. R. H. Dalton, Mr. J. F. Woods (Assistant Executive Engineers in the Post Office) and Mr. J. H. Ainley (an Executive Engineer in the Post Office) gave evidence of monitoring Radio Essex on 222 metres and locating the station on 16th August 1966, from Herne Bay in Kent, Shoeburyness in Essex and Morden Point on the Isle of Sheppey respectively. The same three men gave evidence in the Radio 390 case. Also as in the Radio 390 case, Mr. W. Goldsmith, a Higher Executive Officer in the Radio Service Department of the Post Office, stated that although application for a licence had been made, no licence had been issued.

Mr. Bates did not cross-examine any of the witnesses and before the magistrate retired told the court "I do not wish to make any statement at all." He did, however, after the decision (and the Post Office's application to confiscate the equipment and for a portion of the costs), state that he wished to make an appeal against the decision and that the question of forfeiture should not be considered until after the appeal. The court made no order about costs or forfeiture.

STILL ON THE AIR

After the case was heard, Mr. Bates told PRACTICAL WIRELESS that he could not accept the jurisdiction of the court and that he planned to carry on broadcasting from Knock John Tower with his 25kW Medium Wave transmitter.

APPEAL

It is possible that during the interval between going to press and publication of this issue, one or both of these cases will come up before a higher court. Details will, of course, be published in a later issue.

THE MW COLUMN

As an experiment, we are going to run this column for the next few months, during the main MW DX season.

Over the last few weeks conditions have been good for North America, with occasional West Coast openings—notably KING Seattle on 1090kc/s and KOMO Seattle 1000kc/s. Best times for West Coast is from 0300-0700. As these notes are written, North America is going through a poorer patch, but the South Americans are more prominent and numerous.

Asia has been quite good in the afternoons and late evening periods, examples being Voice of America, Hue (Vietnam), and Lucknow (India) both on 760 between 1600-1700, Kaifeng (China) on 930 and Anwei (China) on 940 (together with the Brazilian PRF4) around 2130, and Hanoi (North Vietnam) on 1010 at 2200. The best times to listen for Asia are 1330-1730 and 2030-2300 from October to March.

One interesting aspect of MW DX is that you have the opportunity to hear countries you would not normally hear on short waves, such as Bermuda, Bahamas, Gibraltar, Greenland, Jamaica, British Honduras, Liberia, Surinam, Okinawa, and others.

One word of warning to newcomers. Identification of stations is generally more difficult (apart, of course, from Canadian, USA stations, etc.) since English is not usually employed at all. And since "openings" to certain areas and the reception of particular stations are far less consistent than on short waves, and are therefore far more important in a serious study of propagation, it is essential to be absolutely positive when claiming reception from a particular station. Should any doubt exist, it is important to state that the reception claim is tentative.


As in all hobbies there are occasional black sheep. We get them in short-wave listening—the spasmodic appearance of a reporter who claims reception of difficult or virtually impossible stations. Such antics usually betray the "reporter" but in MW work fictitious claims are much more readily apparent. Fictitious reporting is usually obvious to the experienced DX'er and the culprit is made unwelcome in clubs or asked to leave. Equally true is the fact that an innocent reporter making an improbable claim may easily find himself viewed with suspicion. The answer is easy: make sure of the facts and if doubt exists add the word "tentative".

Most MW DX enthusiasts use some form of loop, which has the great advantage of high directivity. Such a loop was described in the November issue of PRACTICAL WIRELESS, but readers without this issue may obtain details of my own loop on request. All I ask is for return postage to be included (or where applicable overseas, an IRC).

Next month we will give details of recent station changes which have come to hand. In the meantime I would like to hear from readers interested in MW activity and in particular from Asia, the Pacific area or Latin America not only in stations heard but news of any important changes or new stations on the air.

Alastair Woodland

**MORE
SPOT-ON FEATURES
NEXT MONTH!**



TOP BAND TRANSCEIVER

Provides a complete amateur station for the 160m. band. Housed in one cabinet—transmitter, receiver, power supply, crystal frequency marker. Designed for v.f.o. or crystal control, it uses only 6 valves and gives maximum legal input.

IMPROVING THE R1155

Readers are constantly asking for information on this still popular ex-RAF receiver. This article details a number of modifications to improve its performance and versatility.

VARIABLE P.S.U.

Constructional details of a low cost variable voltage transistor power supply unit. Range 0-18V at currents up to 1 amp. An ideal unit for the amateur workshop.

STEREO BALANCE

How to use stereo balance control systems to obtain optimum results. Various types of controls are discussed to enable the designer to make the most of existing listening conditions.

**PRACTICAL
WIRELESS**

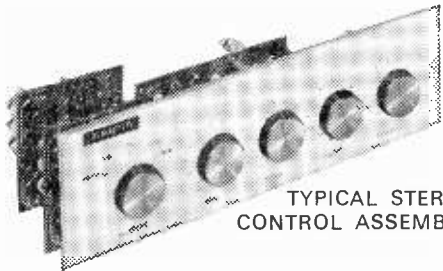
**MARCH
ISSUE
ON SALE
FEB. 3rd**

ORDER YOUR COPY NOW!


HI-FI IS EASY THIS WAY

It's dependable, it's adaptable

IT HAS GREAT POWER AND SUPERB QUALITY



TYPICAL STEREO CONTROL ASSEMBLY



F.M. TUNER TO MATCH

MARTIN AUDIOKITS form a unique system by which you can build the assembly of your choice using well designed interlinking units in a variety of practical combinations. These can be from a simple pre-amplifier through to a full scale twenty watt high fidelity stereo amplifier with F.M. and an associated Recordakit assembly for tape. Martin units are factory built under rigid control at every stage to ensure their reliability and performance. Connections are standardised and instructions so clearly presented that a beginner can assemble Martin Kits with complete success. Standards of performance are outstandingly good and many hi-fi enthusiasts prefer Martin for use with the finest pickups and loudspeakers available.

WHAT "ADD-ON-ABILITY" MEANS TO YOU IN TERMS OF SAVING

- 5-stage input Selector £2.7.6
- Pre-amp/vol. control £1.17.6
- Pre-amp/tone controls £3.2.6
- 3 channel matching mixer £3.19.6
- 10 watt amp. (3 ohms) £5.12.6
- 10 watt amp. (15 ohms) £6.12.6
- Mains power supply £2.15.0
- FM Tuner £12.17.6

When you start your Martin assembly, no matter how modest, you can enlarge it as required by adding further units, without the need to scrap equipment already bought. No other system offers such wonderful facilities. As new Martin units are produced, you know in advance that you will be able to add them to existing systems. New units are in course of preparation to delight Martin users and of course this means real saving as well as still better performance.



Kit M.2-2 Tr., with amplifier less deck and case, £14.19.6. Ditto for 4-track, £15.19.6. Case and speaker assembly, £7.7.0. Kit M-2 with deck, case, etc. £34.6.0. Kit M-4 with deck, case, etc. £38.0.0.

RECORDAKITS FOR MAGNAVOX 363 DECK

Build into a magnificent 2 or 4 track 3-speed mains operated recorder using the Magnavox 363 deck, 7in. reels. Separate recording level and volume controls. Can be built without soldering.

COUPON BRINGS FULL DETAILS



See them at your dealers

MARTINS KITS are sold by good dealers everywhere. In case of difficulty, please write direct, giving name and address of your usual stockist.

MARTIN ELECTRONICS LTD

154-155 HIGH STREET, BRENTFORD, M'SEX.
Telephone: ISLeworth 1161

To: Martin Electronics, 154 High St., Brentford, M'sex
Please send me leaflets on Audiokits (Red) FM Tuner (Blue) Recordakits (Yellow)


NAME

ADDRESS

PW/Feb.

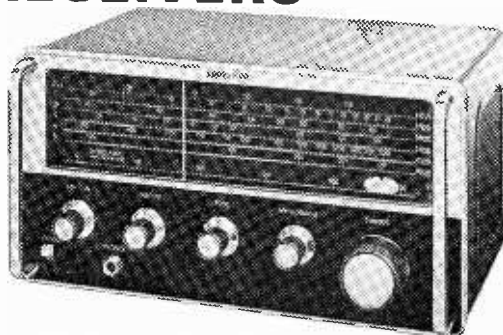
Eddystone

HIGH PERFORMANCE RECEIVERS



EC 10 ALL TRANSISTOR MULTIBAND RECEIVER

Excellent reception on medium and shortwaves (545-10 metres) including marine coastal and six amateur bands. The Eddystone tuning mechanism, free from backlash, includes an accurate logging scale. Powered by U2 batteries. **£48.0.0**



EB 35 ALL TRANSISTOR BROADCAST RECEIVER

A versatile all-band receiver covering long, medium and shortwaves and interference-free VHF programmes. Can be used as a radio tuner with a hi-fi system, as a record player amplifier or with a tape recorder. Powered by U2 batteries. **£60.6.3**

An internally fitted AC mains unit can be supplied for these receivers

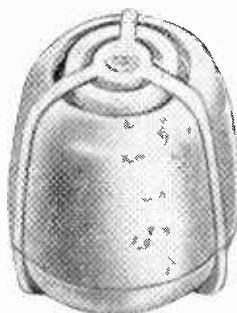
Eddystone Radio Limited

Eddystone Works, Alvechurch Road, Birmingham 31 - Telephone: Priory 2231 - Cables: Eddystone Birmingham - Telex: 33708

LTD/ED18

SPECIAL OFFER of GUARANTEED NEW LUSTRAPHONE

Moving-coil Microphones



Specification: Moving-coil Model LD61, medium impedance (nominal 600 ohms at 1kc/s) in cream plastic casing with a fabric blast guard, 9ft. co-axial lead which can be extended to considerably greater lengths, fitted with a Belling-Lee co-axial plug—list price £3.7.6. **Yours for only 26/-.** This high quality mic. is omnidirectional in the horizontal and approaches cardioid characteristic in the vertical planes. Frequency response approx. 70-12,000 cycles/sec. Sensitivity approx. 75 db(m).

The impedance of this microphone enables you to use it with a screened lead a hundred feet or more from your equipment without undue attenuation or hum pick-up. A transistor adaptor can be easily made to use this mic. with practically any tape recorder or amplifier (circuit supplied).

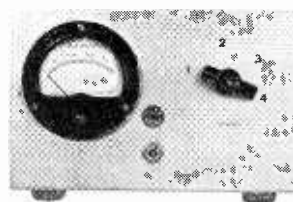
26/- each **Order NOW**
Post Free in U.K. While stocks last

Money Orders, Postal Orders or Cheques should be crossed and made payable to "Andrew Merryfield Ltd."

ANDREW MERRYFIELD LIMITED
(Dept. PA/825) 29, Wright's Lane, Kensington, London W.8

RADIO CONSTRUCTOR

BUILD THIS SPECIAL PROJECT



LINEAR SCALE A.F. METER

ALSO IN JANUARY ISSUE

- TELEPHONE BELL REPEATER
- DIRECTION FLASHING INDICATOR

PLUS MANY OTHER FEATURES


BUY YOUR COPY NOW - 2/6

or 3/- post paid from:

DATA PUBLICATIONS LTD.,
57 MAIDA VALE, LONDON, W.9.

PREAMP DYNAMIC MICROPHONES

A.S. ELLIS



WHEN using a dynamic microphone with a valve amplifier often it is necessary to convert the low impedance signal from the microphone into one suitable for feeding the high impedance valve input circuit. This can be done with a transformer, but good microphone transformers are expensive. The device to be described, however, renders a microphone transformer unnecessary, provides extra amplification, and is both cheap to construct and compact in its construction.

The circuit

The basic circuit of the device is shown in Fig. 1, and consists of a single transistor in grounded-base configuration. A signal from a low-impedance source is applied to the emitter circuit via C_{in} and the amplified signal, at high impedance, is taken from the collector circuit via C_{out} .

It is the configuration's ability to function as an impedance transformer which is of particular interest here: the low impedance input is eminently suitable for dynamic microphones, whilst the high output impedance (in the region of a megohm) makes the circuit suitable for connection to the high impedance input circuitry of valve amplifiers. Additionally, the configuration is capable of developing significant and useful power gain when so connected. Since, in the grounded case, the current gain is slightly less than unity, the configuration derives its power gain from the high voltage gain. For driving valve amplifiers, it is voltage gain which is particularly required, since valves are voltage-operated devices.

The complete circuit (see Fig. 2) is conventional, and required little original thought on the author's part. The device appears to have a fairly flat a.f. response, and an additional point in its favour is its low battery consumption: about $600\mu A$ from the 9-volt battery.

The choice of Tr1 does not appear to be particularly critical; an OC71 was used in the prototype simply because it happened to be immediately available. Several different a.f. transistors have been tried in this circuit, all with equal success; a few r.f. types have also been tried, but on the whole, these tended to be noisier. Red spot surplus types are not recommended for the same reason.

It is feasible that some improvement in quality would result if a low-noise transistor such as AC107 was to be used in this circuit. However, the expense involved would not necessarily be justified by the slight improvement so obtained.

Construction

The wiring shown is perfectly straightforward and should present no difficulties; details are given in Fig. 3. The transistor is wired into circuit last of all, and its leads must be covered with PVC sleeve-

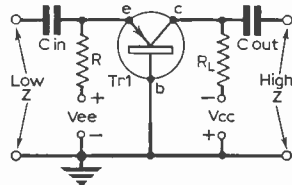


Fig. 1: Simple impedance converter.

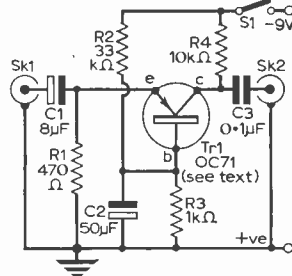


Fig. 2: Circuit diagram of the complete unit.

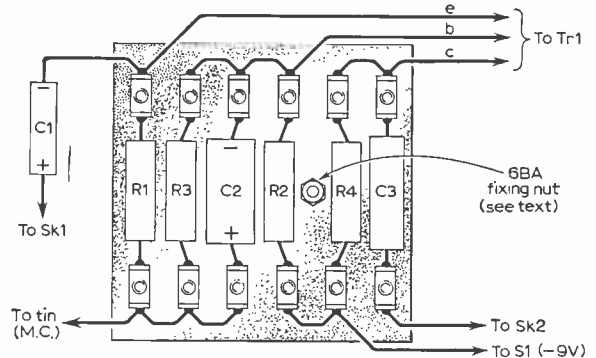
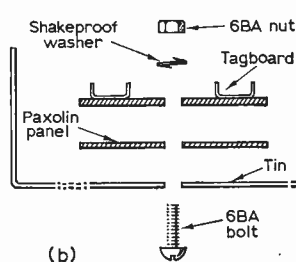
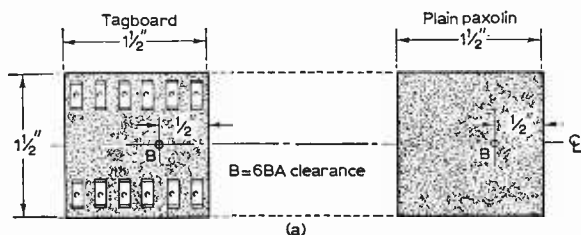
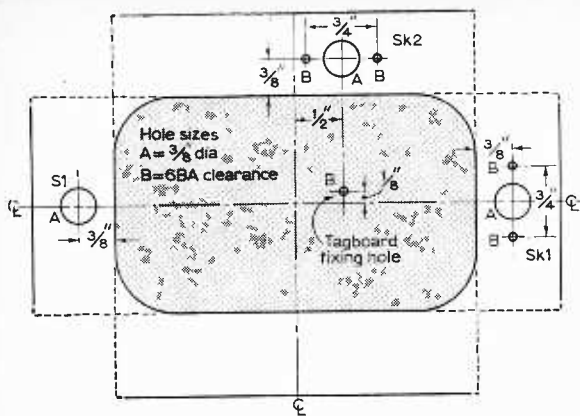


Fig. 3: Component layout on the paxolin board.

ing. This is so that when the whole unit is finally assembled, the transistor may be bent across the tagboard without fear of causing short circuits.

The case of the prototype unit was a discarded 2 oz. tobacco tin measuring approximately $3\frac{1}{4}$ in. x $2\frac{1}{4}$ in. x 1 in. This tin was found to be particularly suitable, although any available tin of comparable size may be used and drilled accordingly. The drilling details for the prototype are shown in Fig. 4.



Piece of plastic foam wedged between battery plugs and tin, keeps battery in position

Final assembly

Layout of the major components within the case are shown in Fig. 6. The tagboard is mounted by means of a 6 B.A. nut, bolt and shakeproof washer. A piece of paxolin, the same size as the tagboard ($1\frac{1}{2}$ in. x $1\frac{1}{2}$ in.) is suitably drilled to receive the 6 B.A. bolt, and is placed immediately between the tagboard and the tin so as to act as an insulator (see Fig. 5). It may be found that the centre-conductor of SK1 requires shortening by about $\frac{1}{8}$ in. in order to prevent it fouling the tagboard.

Once the tagboard has been secured within the tin, the final wiring details shown in Fig. 6 may be completed. Earthing connections to the tinplate casing are easily made by soldering direct. Finally, the transistor is bent across the tagboard (see Fig. 6). Care is essential here to ensure that the leads are not bent too near the transistor envelope.

Testing

Having checked all wiring, and ensured that the battery polarity is correct, a low impedance microphone (between 50 and 200Ω) is connected to SK1 via screened cable (coaxial type), and a similar connection is made from SK2 to the valve-amplifier high impedance input. For those new to the principles of amplifying microphone signals, a loud howling sound may result if the gain control is advanced too far, or if the microphone is too near the loudspeaker. This is known as acoustic feedback, and can be arrested by retarding the main amplifier gain control. However, this is not an altogether satisfactory solution, since to prevent feedback it may be necessary, in extreme cases, to turn the control to such a position that gain is so low as to be of little use. Alternatively, and if space is available, the microphone can be kept well away from the loudspeaker. This is the most generally used solution. The most reliable method of all is to employ a uni-directional microphone which will not pick up signals from the loudspeaker when directed away from it. This, however, is a rather more costly solution.

It will be found that long input leads to the unit will give no trouble, but since the output is at high impedance, the lead joining the unit to the main amplifier should be no longer than is absolutely necessary. Hum troubles may arise if this precaution is not taken. ■

★ components list

Resistors:

R1 470 Ω R3 1k Ω
 R2 33k Ω R4 10k Ω
 All 10%, $\frac{1}{2}$ W carbon

Capacitors:

C1 8 μ F, 15V electrolytic C3 0.1 μ F
 C2 25 μ F, 15V electrolytic

Transistor:

Tr1 OC71 (see text)

Miscellaneous:

Two coaxial sockets; single-pole, single-throw switch; six-way miniature tagboard; paxolin panel measuring $1\frac{1}{2}$ x $1\frac{1}{2}$ x $\frac{1}{16}$ in.; 6 B.A. nuts, bolts and shakeproof washers; PP3 or equivalent battery; battery terminals; small piece of plastic foam; and a tin container (such as a tobacco tin) measuring approximately $3\frac{3}{4}$ x $2\frac{1}{4}$ x 1 in.

LAFAYETTE HA-63 COMMUNICATION RECEIVER




Outstanding value. High-class 4 band receiver covering 550kc/s—31 Mc/s. Seven valves plus rectifier. RF stage, illuminated "S" meter, 1.5V sensitivity. Electrical bandwidth on 80/40/20/15 and 10 metre bands. Slide rule dial, aerial trimmer. B.F.O., A.N.L. Output for phone or speaker. 115/220/240V. A.C. Brand new, guaranteed, with manual. 24 Gns. Carr. 10/-

LAFAYETTE HA-55A AIRCRAFT RECEIVER



108-136 Mc/s. High selectivity and sensitivity. Incorporates 2 RF stages including 6CW4. Output 8 tubes for 11 tube performance, solid state power supply, adjustable squelch control, slide rule dial, built-in. 4in. speaker and front panel phone jack. 220/240V. A.C. Supplied brand new and guaranteed. 108-176 Mc/s Ground Plane Antenna 59/6. HA.52A. FM RECEIVER. Covering 152-174 Mc/s. Identical in appearance to HA.55A. Built-in speaker, etc. £20. Carr. 10/-.

HAM-1, 4 BAND COMMUNICATION RECEIVER



4 wavebands covering 535 kc/s. to 30 Mc/s. 5 valve superhet circuit. Incorporates 8 meter B.F.O., BANDSPREAD TUNING, BUILT-IN 4in. SPEAKER, FERRITE AERIAL AND EXTERNAL TELESCOPIC AERIAL. Operation 220/240 v. A.C. Supplied brand new with handbook. £16.16.0. Carr. 10/-.

GARRARD RECORD PLAYERS

SRP12 Player mono £44.0; 1000 changer mono or stereo £7.00; 2000 changer mono or stereo £6.6; A50 Changer mono or stereo £7.10; 3000 Changer stereo £7.7.0; AT6 Mk II £8.19.6; S125 Player mono or stereo £9.19.6; AT60 Changer mono or stereo £9.19.6; A70 less carriage £19.19.0; LAB 80 Stereo £25.0.0; 401 Transcription 26 gns. Brand new and guaranteed. All plus post and packing 5/-.

MAIN LONDON AGENTS FOR CODAR EQUIPMENT
All items available as advertised.

SINCLAIR TRANSISTOR AMPLIFIERS

Z12 Amplifier 89/6; Z12 Power Pack 79/6; Stereo 25 Pre-Amplifier £9.19.6; Micro FM Radio Kits £5.19.6; Micro 6 Radio Kit 59/6; Micro Amp. Kit 28/6 Post Paid.



2-WAY RADIOS

Super quality. Brand new and guaranteed.

3 transistor £6.15.0 pr.
4 transistor £7.19.6 pr.
5 transistor £8.4.0 pr.
6 transistor £9.19.6 pr.
6 transistor De Luxe £17.10.0 pr.
10 transistor £22.10.0 pr.
13 transistor 500MW £31.10.0 pr.
13 Trans. 1W £36.0.0 pr. Post extra.

These cannot be operated in U.K.



TRANSISTORISED TWO-WAY TELEPHONE INTERCOM.

Operative over amazingly long distances. Separate call and press to talk buttons. 2-wire connection. 1000's of applications. Beautifully finished in ebony. Supplied complete with batteries and wall brackets. £8.10.0 pair. P. & P. 3/6.

ZQM TRANSISTOR CHECKER

It has the full capacity for checking on A, B and C. Equally adaptable for checking diodes, etc. 8 p.e.c.: A: 0-7.0-9997, B: 5-200, 1cc: 0-50 microamps, 0-5 mA. Resistance for diode 200Ω—1 MEG. Supplied complete with instructions, battery and leads. £6.19.6. P. & P. 2/6.



P.C.R.1 RECEIVERS

Brand New Condition—Fully Tested and Checked before despatch. 3 Waveband with RF Stage—Wonderful value. 860-2080 metres 190-570 metres 5.5-18 Mc/s. with internal speaker £8.19.6. Carr. 10/6 with circuit. Plug in external power units. 230V A.C. 35/-, or 12V D.C. 19/6.

MAGNAVOX 363 TAPE DECKS

New 3-speed tape deck, supersedes old Collaro studio deck. 2-track £10.10.0. 4-track £13.10.0. Carr. Paid.

AMERICAN TAPE

First grade quality American tapes. Brand new. Discounts for quantities.

3in., 225ft. L.P. acetate	4/-
3in., 600ft. T.P. mylar	10/-
5in., 600ft. std. plastic	8/6
5in., 900ft. L.P. acetate	10/-
5in., 1,200ft. D.P. mylar	15/-
5in., 1,800ft. T.P. mylar	35/-
5in., 1,200ft. D.P. acetate	12/6
5in., 1,800ft. D.P. mylar	22/6
6in., 2,400ft. T.P. mylar	45/-
7in., 1,200ft. std. plastic	12/6
7in., 1,800ft. L.P. acetate	15/-
7in., 1,800ft. D.P. mylar	20/-
7in., 2,400ft. D.P. mylar	25/-
7in., 3,600ft. T.P. mylar	58/6

Postage 2/- Over £3 post paid.

VARIABLE VOLTAGE TRANSFORMERS

Brand New—fully Shrouded. Input 230v 50/60 c/s. Output 0-260 Volts.

1 Amp	£4.10.0
2.5 Amp	£5.17.6
5 Amp	£9.0.0
8 Amp	£13.10.0
10 Amp	£17.0.0
12 Amp	£19.10.0
20 Amp	£32.10.0
2.5 Amp Portable—Metal Case with Meter. Fuses, etc.	£8.17.6.

SILICON RECTIFIERS

200v. PIV, 200mA	2/6
200v. PIV, 6 amp	5/6
400v. PIV, 3 amp (SCR)	10/-
400v. PIV, 3 amp	7/6
1,000v. PIV, 650mA	6/6
800v. PIV, 500mA	5/6
800v. PIV, 5 amp	7/6
400v. PIV, 500mA	3/6
70v. PIV, 1 amp	3/6
150v. PIV, 165mA	1/-
150v. PIV, 25 amp	19/6
700v. PIV, 100 amp	49/6

Discounts for quantities. Post extra

TEST EQUIPMENT

PORTABLE OSCILLOSCOPE CT-52

A compact (9in. x 9in. x 16in.) general purpose scope T/B 10c/s-40 kc/s. Band width 1 Mc/s. Millard DG 7/5 2 1/2in. CRT. For operation on 200/250v. A.C. Supplied complete with metal transit case, strap, test leads, and visor hood. Brand new, £22.10.0. Carr. 10/- Supplied complete with instructions.



OS/8B/U OSCILLOSCOPES

High quality Portable American Oscilloscope. 3in. crt. T/B 3c/s-50kc/s X Amp: 0-500 kc/s Y Amp: 0.2 Mc/s. Power requirements 105-125v. A.C. Supplied in brand new condition. Fully tested. £25. Carr. 10/- Suitable 230-115 v. Transformer. 15/6.



ERSKINE TYPE 13 DOUBLE BEAM OSCILLOSCOPE

Time base 2 c/s-750 kc/s. Calibrators at 100 kc/s and 1 Mc/s. Separate Y1 and Y2 amplifiers up to 5.5 Mc/s. Operation 110/230 volt A.C. Supplied in perfect working order. £22.10.0 Carriage 20/-.

TE-20 RF SIGNAL GENERATOR

Accurate wide range signal generator covering 120 kc/s-260 Mc/s on 6 bands. Directly calibrated. Variable R.F. attenuator. Operation 200/240v. A.C. Brand new with instructions. £12.10.0. P. & P. 7/6. S.A.E. for details.



LAFAYETTE TE-46 RESISTANCE CAPACITANCE ANALYSER

2 PF—2,000 MFD, 2 ohms—200 Megohms. Also checks impedance, turns ratio insulation 200-250 v. A.C. Brand New £15. Carr. 7/6.

TE-900 20,000Ω/VOLT GIANT MULTIMETER

6in. full view meter. 2 colour scale. 0.25/10/250/1,000/5,000V A.C. 1/25/12.5/10/50/250/1,000/5,000 V. D.C. 0/50μA/10/100/500 mA/10 amp D.C. 0.2K/200K 20 Meg. Ohm. £12.19.6 P.P. 5/-



TE22 SINE SQUARE WAVE AUDIO GENERATORS

Sine: 20 cps to 200 kc/s. on 4 bands. Square: 20 cps to 30 kc/s. Output impedance 5,000 ohms. 200/250v. A.C. operation. Supplied Brand New and Guaranteed with instruction manual and leads. £15 Carr. 7/6.



NOMBREX EQUIPMENT

Transistorised Audio Generator 10-100,000 c/s. Sine or square wave. £16.15.0. Transistorised Signal Generator 150 kc/s. 350 Mc/s. £10.10.0. Transistorised resistance capacity bridge 1Ω. 100 MegΩ. 1pF-100μF. £9.0.0. Transistorised Induction bridge, 1μN-100H. £18. Mains operated Transistor power supply unit, output 1-15v. up to 100mA. £6.10.0. All above post paid with battery.

CLEAR PLASTIC PANEL METERS

First grade quality. Moving Coil panel meters, available ex-stock. S.A.E. for illustrated leaflet. Discounts for quantity. Available as follows: Type MR, 3SP, 1 2 1/2 3/2in. square fronts.

100-0-100μA	27/6	200mA	22/6	100V D.C.	22/6
500-0-500μA	22/6	300mA	22/6	150V D.C.	22/6
1-0-1mA	22/6	600mA	22/6	300V D.C.	22/6
1mA	22/6	750mA	22/6	500V D.C.	22/6
2mA	22/6	1A D.C.	22/6	750V D.C.	22/6
5mA	22/6	2A D.C.	22/6	15V A.C.	22/6
10mA	22/6	6A D.C.	22/6	50V A.C.	22/6
20mA	22/6	3V D.C.	22/6	150V A.C.	22/6
100μA	22/6	50mA	22/6	10V D.C.	22/6
200μA	27/6	100mA	22/6	20V D.C.	22/6
500μA	25/-	150mA	22/6	50V D.C.	22/6
50-0-50μA	29/6				

Larger sizes available—send for lists.



TE-51 NEW 20,000Ω/VOLT MULTIMETER

0 / 6 / 60 / 120 1,200V. A.C. 0 / 3 / 30 / 60 / 300/ 600/3,000V. D.C. 0 / 60μA / 12 / 300 MA. D.C. 0 / 60K / 6 Meg. Ω/ 85/- P. & P. 2/6.



MODEL TE-12 20,000 O.P.V. 0/6/6/30/120/600/1,200/3,000/6,000V. D.C. 0/6/30/120/600/1,200 v. A.C. 0/60μA/6/60/600 mA. 0/6K/600K/6 Meg. 60 Meg. Ω. P.P. —2 MFD. £5.19.6. P. & P. 3/6.



MODEL U50d MULTIMETER with meter protection. 20,000/0 p.p.v. 0.1/1.5/5/50/250/1000V D.C. 0.25/10/30/250/1000 V D.C. 0/0.05/1.5/5/50/250 mA. 0/5K/50K/500K/5 meg ohm. 0.001—2 mfd —20—+ 22 db. £5.19.6. P. & P. 3/-.



MODEL 500. 30,000 o.p.v. 0/5/12.5/10/25/100/250/500/1,000 v. D.C. 0/2.5/10/25/100/250/500/1,000v. A.C. 0/1.50μA/5/50/500 mA. 0/60K/6 Meg. Ω/ 60 Meg. Ω. £17.8. Post paid.

CALLERS WELCOME! Open 9 a.m. to 6 p.m. every day Monday to Saturday. Trade supplied.

G.W. SMITH & CO (RADIO) LIMITED

Phone: GERRARD 8204/9155
Cables: SMITHEX LESQUARE
3-34 LISLE STREET, LONDON, W.C.2

Broadway

ELECTRONICS

GARRARD 4 SPEED DECKS WITH CARTRIDGE:

Autochangers: AT6 Mk II £8.19.6.
Autoslim £5.5.0. AT60
£10.19.6. 3000. £8.8.0. 2000.
£6.19.6. 1000. £5.19.6. AT5—
Mono £6.10.0. P. & P. all changers
7/6.

SINGLE PLAYERS:

SP25 with cartridge stereo or
mono, £9.19.6. SRP 12, £4.5.0.
P. & P. 7/6.

CARTRIDGES:

Stereo: EV26, 25/- GP83, 15/-
Reuter, STD/2, 17/6. Mono: GC8,
15/- GC2, 15/- Sonotone, 2T/SS,
15/- GP67, 15/- P. & P. 1/-.

MICROPHONES:

Xtal Hand Mikes.
BM3 and 200C, 30/- P. & P. 2/-
Stand for same 9/6 & 12/6. P. & P.
1/9. ACOS Mike 45, 21/- ACOS
Mike 40, 18/6. Dyn. Mike DM-391,
22/6. CM21 Xtal. 12/6. CM20 Xtal,
9/6. Magnetic Hm 63C with remote
control switch, 15/- Telephone
Pick-up 10/6. P. & P. 1/- Xtal
Lapel Mike. 7/6. Guitar Mike,
12/6. P. & P. 6d.

BARGAINS IN TRANSISTORS:

AC127, AF114, 115, 116, 117,
118, 119, OC169, 170, 171, 172,
200, 202, 203, 204, 5/6.
OC72, 75, 82, 83, AAZ12,
BY38, BCZ11, 3/6. OC71, 81,
3/- R.F. Packs 1 OC44,
2 OC45 8/6. AF Packs 1
OC81D, 2 OC81 (Mullard),
8/6. A.F. Pack 1 GET119, 5/6.
GET113, Red Spot, 2/- OC26,
28, 29, 9/6. ORP12 Light Cell,
8/6. Diodes OA81, 2/3. OA91,
OA95, 1/9. P. & P. on above 6d.

TRANSISTOR ELECTROLYTICS:

1, 2, 4, 5, 8, 10, 16, 25, 32,
50, 100 mfd 15 volt working,
1/3. P. & P. 6d.
250 mfd DC 3/-, 500 mfd 12v
DC, 3/-, 500 mfd 50v DC, 5/-
P. & P. 1/-.

RESISTORS, 1/2 watt 10% from
3.3 ohm to 10 meg 5d. each.
4/- doz. P. & P. 6d.

EARPIECES WITH CORD AND
3.5 mm. plug, 8 ohm magnetic, 3/-,
250 ohm, 4/-, 180 ohm with clip,
6/6. Xtal 4/- P. & P. 6d.

TRANSISTOR SPEAKERS 8 ohm
2in., 8/6; 3in. 10/6; 3 1/2in. 12/6.
P. & P. 1/-.

PANEL LIGHTS, Neon 200-250v.
2/6. 6v. Red, Blue, Green, Yellow,
White (uses Lilliput bulbs) 3/- each.
P. & P. 6d.

PAPER CONDENSERS for Cross-
Over Units, 2 mfd. 2/6. P. & P. 6d.

92 MITCHAM ROAD, TOOTING BROADWAY,
LONDON. S.W.17 Telephone BALham 3984

(four minutes from Tooting Broadway Underground Station)

SPEAKER ENCLOSURES
Tony Corner Cabinet 20 x 10 x
7in. takes 10 x 6in. speaker
covered in Rexine and Vynair,
45/- P. & P. 5/-.

Blake cabinet size 18 x 24 1/2 x
9 1/2in., fabric covered £4.10.0.
P. & P. 10/-.

Haydon, 16 1/2 x 15 x 7 1/2in. fabric
covered suitable for 12in.
speaker, 45/- P. & P. 7/6.

Haydon enclosure fitted with
12in. speaker and volume
control, £4.17.6. P. & P. 10/-.

Hi-Fi Bookshelf speaker en-
closure foam lined, cabinet
size 10 1/2 x 5 1/2 x 7 1/2in. Teak
finish, £3.0.0. P. & P. 3/6.

Woofers for above £3.0.0. P. & P.
2/6. Tweeter 12/6. P. & P.
1/6. Condenser for crossover
2/6. Terminals 2/6 pair. P. & P.
6d.

PLINTH Teak finish to match
above Hi-Fi speaker size
17 1/2 x 14 x 4in. for Garrard
1000, 2000, 3000, AT60, SP25,
£2.17.6. P. & P. 4/6.

SPEAKERS:

Elac Heavy duty Ceramic
Magnets 11,000 line, 10in.
round 10 x 6in. 3 ohm or 15
ohm, 42/6. P. & P. 3/6. 8in.
round 15 or 3 ohm, 38/6. P. & P.
3/6. E.M.I. 13 1/2 x 8in. 15 or
3 ohm, 42/6. P. & P. 3/6.
E.M.I. Tweeter, 12/6. P. & P.
1/6. R.T.C. 12in. 20 watt 15
ohm, Ceramic magnet £5.5.0.
P. & P. 3/6. 8 x 4in Elliptical
30 ohm, 30/- P. & P. 3/6. All
other speakers supplied—
Goodmans, Bakers, W.B.,
Wharfedale, Eagle, Tripletone.

ROTARY SWITCHES

2 pole Mains Switch, 3/-, 1 pole
12 way, 2 pole 2 way, 3 pole 3 way,
3 pole 4 way, 4 pole, 3 way, 3/6
each. P. & P. 6d.


PUSH BUTTON SWITCHES, 4
button, 2 banks of 6 S.P.C.O.,
1 bank of 5 S.P.C.O. 1 off button,
5/6. P. & P. 6d.

BATTERY CHARGER TRANS-
FORMERS AND RECTIFIERS 4
amp. GEC Rect., 15/- Heavy
Duty Transformer, 25/- P. & P.
3/6. 1 amp. Westinghouse contact
cooled rect., 7/6. Transformer 12/6.
P. & P. 3/- Large Croc. Clips, 2/6
per pair, P. & P. 6d.

FERROX ROD AERIAL with
coils, 8 x 1/2in., 8 x 3/4in. 5/6, 4 x 1/2in.
4/6 P. & P. 9d.

Stockists of ● Eagle Products
● Goodmans ● W.B. ● Wharfe-
dale ● Bakers ● Tripletone
● Linear, all makes of ampli-
fiers and speakers supplied.
S.A.E. please. Trade terms to
bona fide dealers.

VIKING STEREO 4 + 4 HIGH QUALITY AMPLIFIER



A high quality stereo amplifier, built to meet the requirements of budget Hi-Fi. Elegant styled cabinet in black rexine and wood grained ends. Brushed aluminium panel, black and silver knobs. Quality components throughout. Ganged Bass and Treble controls, separate volume controls for each channel. Valves (Standard Model) 2 x ECC86 (De-Luxe Model) 1 x ECC83 (2) x ECL86. Output 3 ohms matching, suitable A.C. mains 230-240 volt. Cabinet size, 16 1/2in. wide, 5 1/2in. high, 8 1/2in. depth. Full instructions and guarantee. Send for leaflet.
STANDARD MODEL (amplifier only)..... £11.10 plus 12/6 P. & P. and Ins.
DE-LUXE MODEL (amplifier only)..... £12.10 plus 12/6 P. & P. and Ins.
CABINET extra if required..... £1. 5.0
CABINET separately..... £1.15.0 plus 7/6 P. & P. and Ins.

VIKING 10-12. A twelve watt amplifier for use on 230-240 volt A.C. mains. Inputs suitable Microphone, Record Player, Tuner, Tape Recorder, etc. Printed circuitry. Five Mullard valves, reliable components. Front panel contains 2 Input Jacks, 2 Volume Controls, 1 Tone, Neon and On/Off switch. Designed to fit into same type and size cabinet as Stereo. Fully guaranteed. Send for leaflet.
Price (amplifier less case) £7.19.6 plus 12/6 P. & P. and Ins.

VIKING X.P.15. A frustration order offered at a fraction of cost (original price 39 gns.). 15 watts output. Suitable for 210-240 Volt A.C. mains. Attractive Black Chassis with slotted Chromed steel top cover, size 15 x 7 1/2 x 7in. 4 Input Jacks, 2 volume controls, 2 tone, 5 Mullard valves. Fully guaranteed. Send for leaflet.
Price Complete £12.19.6 plus 12/6 P. & P. and Ins.

Famous VIKING P.A. BASS AMPLIFIERS. 15, 30, 40, 60 and 100 Watts. Send for leaflet.

SPEAKER-ENCLOSURES — SPEAKERS — MICROPHONES — RECORD PLAYERS and TAPE DECKS. Send for leaflets.

Terms: C.W.O., C.O.D. Money back guarantee.

VIKING (ELECTRONICS) LTD. 37 HILLSIDE,
STONEBRIDGE, LONDON N.W.10
Telephone: ELG3644

For quick, easy faultless soldering



5 CORE SOLDER

Easy to use and economical. Containing 5 cores of non-corrosive flux, instantly cleaning heavily oxidised surfaces. No extra flux required. Ersin Multicore Savbit Alloy reduces wear of copper soldering iron bits.



SIZE 5 HANDY SOLDER DISPENSER

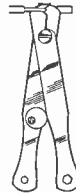
Contains 12 ft. of
coil 18 s.w.g.
Ersin Multicore
Savbit Alloy. Quick
and easy to use.
2/6 each



NEW SIZE 15
21 ft coil of 60/40
Alloy, 22 s.w.g. in
a dispenser. Ideal
for small compo-
nents, transistors,
diodes, etc.
3/- each




SIZE 12
Ideal for home
constructors.
Contains 102 ft.
of 18 s.w.g. Ersin
Multicore Savbit
Alloy on a plastic
reel. 15/- each
(Also available
in other sizes)



BIB MODEL 3
WIRE STRIPPER
AND CUTTER
Strips insulation
without nicking the
wire, cuts
wire and splits
plastic twin flex.
4/- each

From Electrical or Hardware shops. If unobtainable write to:
MULTICORE SOLDERS LTD., Hemel Hempstead, Herts. M29 B



the home workshop

BY G. T. THEASBY

THIS article is intended for the beginner, who needs some idea of how to set out his space and equipment before actually beginning to build, and for the established amateur who feels that perhaps he isn't using the area at his disposal as well as he might, and yet does not quite know where to start. The actual layout is, in the end, dependent on the floor and wall space available, but the ideal is a room apart from the rest of the family, in the interests of peace and quiet, this also offers complete freedom from danger to the rest of the family and any visitors. If a separate room is not available, then half a room, a shed in the garden, or a

doing some home building, and consequently deals with power, tools, equipment, light and space.

Power

Power may be broadly divided into three groups: (1) A.C. mains; (2) D.C., filtered and smoothed; and (3) Low voltage power, (9—12 volts).

First A.C. mains, 15 amps should be enough for most workshops, but make sure the house wiring can stand the load. If the amateur decides to wire his own sockets and distribution board (see Figs. 1 & 2), it should be tested by the local Electricity Board before being connected

to the mains. Fit a fuse-box or contact breaker in a prominent position, wired so that it cuts power to all the workshop, so that in case of an accident anyone can shut off the power. (It is suggested at this point that the station is insured against fire, theft, or accident to visitors, and also damage caused by aerial collapse, etc.) Try to fit at least one mains outlet socket on the distribution board with an isolating transformer of adequate rating, suitably fused. All sockets, transformers and built-in equipment should be fitted with individual fuses, in addition to the main cut-out. All equipment should be fitted with indicator lamps to show when they are switched on. Each socket and unit of mains-operated equipment should be efficiently earthed. *NOT* to a gas pipe, or to a water pipe,

because many houses now have plastic water pipes, and this plastic will render the water-pipe earthing circuit useless.

To obtain a good and reliable earth, obtain a length of motor car ignition cable, and bolt and solder the wire to a copper spike. This joint is then painted over with bituminous paint to prevent corrosion, and the spike buried in three to four feet of

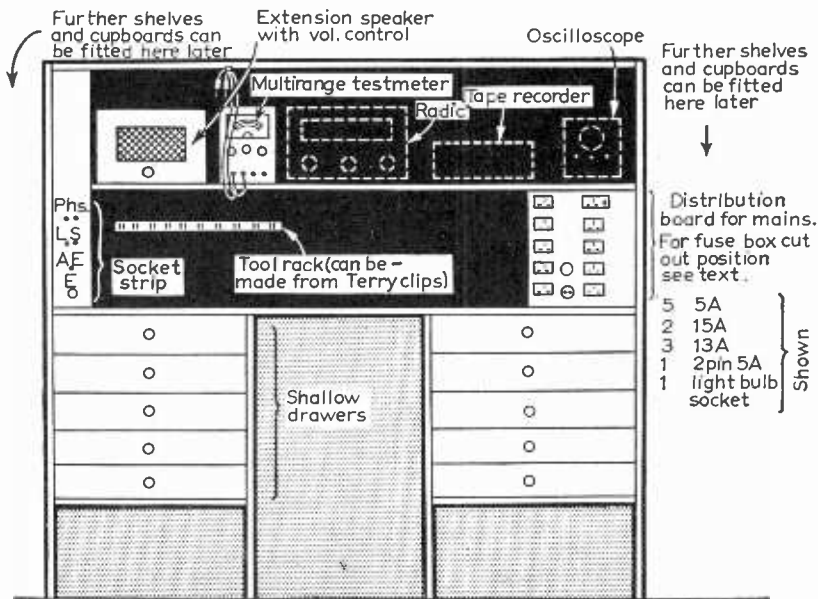


Fig. 1: Suggested layout for the constructor.

fold-out bench, built into the wall or an old cupboard. It should offer reasonable comfort all the year round, being neither too warm, too cold, or too damp. It all depends on what use the workshop will get. An amateur using commercial equipment will need less space than one who is building his own, or seeking to improve existing equipment.

This article assumes that the enthusiast will be

damp soil. The wire is then taken into the workshop in the normal way. It is best not to use the electricity mains earth at all, as it can be dangerous. Instead connect all station equipment to this earth, *except* the receiver and transmitter, if any. Give this a separate earth as far as possible from the first earth, as the earth for a transmitter or receiver can form a part of the aerial system, and thus carry radio frequency power.

A power unit supplying d.c. filtered and smoothed can be provided for equipment without a built-in power pack. Suggested ratings are 250-300 volts and 6.3 volts, at 200mA and 4 Amps respectively. All wiring should be kept neat and tidy. Mains wiring should be as far removed as possible from aerial and earth wires for minimum hum pickup, and test equipment leads should not be left dangling, or one day you may be a test meter short! Wire should be of adequate current carrying capacity, and run underneath shelves where possible.

Lastly, low voltage supplies. These should be completely isolated from the mains, and be suitably fused.

Tools

Buy the best tools available; not only will they last longer and keep their edge longer, but will not slip or become loose fitting in their handles. Multiple screwdrivers are not to be recommended, as the quality is sacrificed for the novelty, and the separate blades are soon lost. A basic tool kit could be as follows:—one 8in. screwdriver $\frac{1}{4}$ in. blade; one 4in. screwdriver $\frac{1}{4}$ in. blade; one neon screwdriver 500 volt rating; three Phillips (crossed head) screwdrivers, small, medium and large tips; one pair insulated electricians' heavy duty pliers; one pair long nose pliers; one pair side cutters; one pair "Bib" wire strippers; one good pocket knife; one set B.A. spanners. These tools should have a rack made for them and should be returned to this rack immediately after use, to stop them rolling under equipment being used, tested or constructed. (See Fig. 1.) An excellent rack can be made from a strip of wood and some Terry clips.

Equipment

Here again buy the best available. However in this section price alone is not a good guide to the equipment's quality. Buy a well-known make, and the quality will speak for itself. The actual equipment will depend on what the enthusiast decides to concentrate, so only a basic list is given.

(1) A multirange testmeter. Here, ranges offered is a secondary consideration to the input resistance. No less than 20,000 ohms/volt for accurate readings; better still 50,000 or 100,000 ohms/volt. Best of all is an accurate valve voltmeter, with an input resistance of many megohms/volt.

(2) A signal source. If possible a signal generator with outputs at a.f., r.f. and i.f. frequencies. If not, a microphone for a.f., and an aerial for r.f. will suffice.

(3) A signal tracer, which can be used in conjunction with the above for fault finding is a good (and cheap) piece of equipment.

(4) A gramophone turntable, arm, and loud, quiet, fast and slow music records could be provided for testing audio amplifiers.

(5) Last, but by no means least, a soldering iron. The author uses a 25 watt instrument soldering iron costing 25s. and having interchangeable bits, and a replaceable element. In the author's opinion a "quick-heat" iron rated at about 250 watts is not a good bargain, especially when using it with transistors, and, of course the price is much higher. If a 25 watt iron is thought too light as in the case of

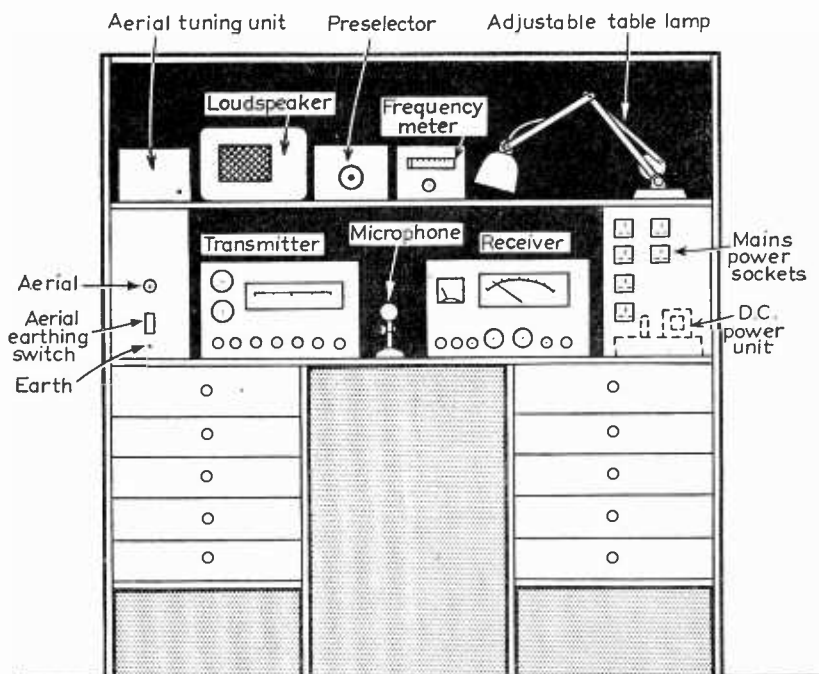


Fig. 2: Possible arrangement for the SWL or "Ham".

constructors making up their own chassis, then a 65 watt iron will be large enough.

The best position is with the light on one side of the bench to avoid glare, especially with a window. Lighting should not be fluorescent, as this type of lighting can cause severe radio interference. The author considers that a light of the "Angle-poise" type is almost as good as the fluorescent light, as the fact that it will throw a shadow is offset by its "manouvrability". A window along the adjacent wall will give a good light during the

day, and, perhaps more important, aerial and earth leads can be taken straight outside instead of trailing round the room to the window, picking up hum on the way. The proximity of a window will be very helpful when trying new aeri-als.

Space

The efficient use of space requires much thought, and as everyone's taste is different, again only a basic idea is presented. With today's miniature transistor equipment, it may be possible to operate a transceiver from a floor-standing ashtray, but most of us will need more space. Two suggested layouts are in Figs. 1, 2 and 3. Fig. 1 is for the home constructor, and Fig. 2 for the licensed amateur, or, without the transmitter, for the s.w.l. If commercial only gear is used, then the drawers and shelves can be left out, except those needed for books, etc, and the rig placed on a small table against the wall, with enough space for books and charts.

If the bench is to be made from scratch, the best height will be determined by the chair with which it is intended to be used. The chair should be comfortable without causing backache when used for considerable periods! The bench should be well made, as it will have to support a lot of weight, and a few shillings saved now may be pounds spent later when the bench collapses with costly equipment on it. The main point in most stations is the receiver, and this should be placed so that it can be operated for long periods without eye or arm strain. To this end, the receiver tuning dial should be directly in front of the eyes, to avoid parallax error, and should be evenly lit, to avoid eye-strain. The tuning knobs should be about four inches from the bench, and operated with the elbow resting flat on the bench, this position being much less tiring than any other. To make the best of this the receiver should be about one to two feet back on the table. Space should be left for the log, microphone, key, etc., without being cramped. All dials and meters should be within reach while sitting at the bench, and all readable. To achieve this try to get the radio equipment in the right angle of the joint of two walls (see Fig. 3). The bench top should be covered with hard rubber to guard against shock, and should be jointless, to stop dust, bits of solder, and small bolts and screws being lost.

Storage space is most important, and one soon accumulates parts such as nuts, bolts, springs, washers, resistors, coils, switches, etc., and a way must be found to keep them tidy. Small boxes can be stacked on a shelf, a nest of component drawers

bought, and stood on the floor or a table, or if the bench is home made, a number of shallow drawers (4in.—6in.) should be constructed. This last method is the method used by the author, and if compartments are added to some drawers, then almost anything can be kept within reach. If the floor space is available, by all means expand outwards, but the only way for many amateurs is up, so make sure all shelving is really safe to carry what is placed on them. Oscilloscopes are cheap compared to the price of human life and limb! Keep the heavy stuff down near the floor, and put only the lighter equipment and boxes on the higher shelves. There is no point in wasting space by having deep shelves and then stacking only at the front, so make the shelves about 6in. wide, bearing in mind what is written above. Some wall space should be left free for charts, maps (great circle maps are best for "DX'ers"), and QSL cards.

Surplus

Spare components can be obtained very cheaply by cannibalising old receivers and ex-Government equipment. Chassis and old parts such as resistors and small capacitors can be re-used, but beware of re-using old electrolytics, these are best bought new. If a use can be found for 3-phase 400c/s motors, all the better, but the experience gained in dismantling old equipment is much more valuable, especially with regard to component layout. If receivers and other equipment are repaired, space

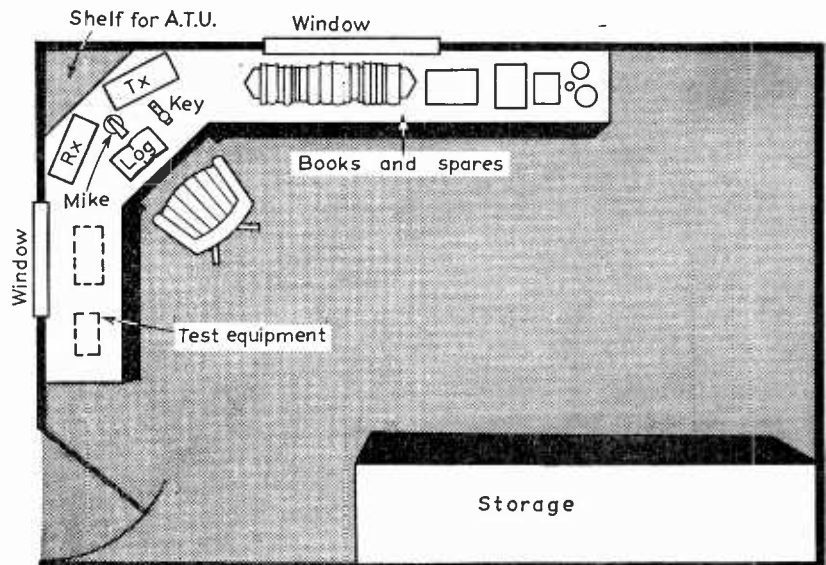


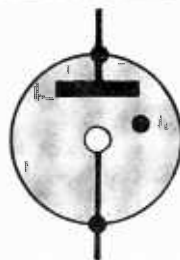
Fig. 3: Layout for a "shack" in the house.

should be left in the workshop for these also. Note to the beginners, now. Don't work on a live or even plugged in set, either with soldering iron or screw-driver, it can be dangerous to the extent of killing you!

Secondly, don't be too miserly with cannibalised equipment, or the workshop will look more like a wholesalers than a place for one of the most interesting hobbies there is. ■

PUSH PULL NEON DRIVER

A. J. BASSETT



SINCE publication of the "Low Voltage Neon Indicator" article in the June, 1966 issue of *Practical Wireless*, several readers have enquired as to the feasibility of a more powerful push-pull transistor circuit whose output would be sufficient to drive a neon bulb. A further suggestion from one reader was that the device should

cause a glow around both electrodes of the neon tube. One or two readers sent along their own suggestions for such a circuit and these were quite good, but unlike that submitted here, used capacitive cross-coupling of the transistors, and were thus more expensive to build.

The device consists of an inductance/resistance tuned oscillator, whose circuit is shown in Fig. 1; no

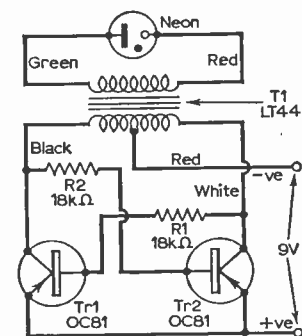


Fig. 1: Complete circuit of the push-pull neon driver.

capacitors are necessary for tuning purposes. This type of oscillator is sometimes used for "battery-to-mains" transistor inverters, for which purpose the components used have larger power-handling capacities than those specified in this article.

The output waveform is a square-wave with plenty of overshoot as Fig. 2a depicts. Fig. 2b shows the waveform after it has been "clipped" by the firing of the neon. The small "pip" on the leading edge is due to the fact that the neon does not fire until a voltage is reached which is slightly higher than the steady burning voltage of the lamp.

In comparison with the device described in the June issue, this push-pull neon driver is more powerful, and so consumes a lot more current; 20 to 50 mA or more according to the load and other operating conditions. This is sufficient to light

several neon indicators in parallel if series resistors are used, or one neon without a series-resistor will light up quite brilliantly, with illumination provided at both electrodes. By using the circuit of Fig. 3 it is possible to light two neon tubes, each at one electrode. The peak voltage available from the oscillator when off load is over 150 volts; more

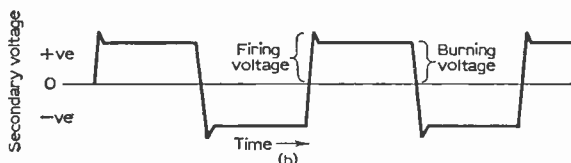
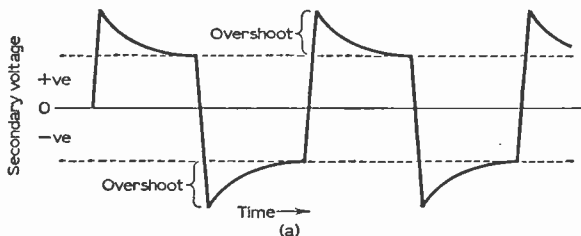


Fig. 2a: Output waveform showing clearly the overshoot on both peaks.

Fig. 2b: The same waveform after clipping.

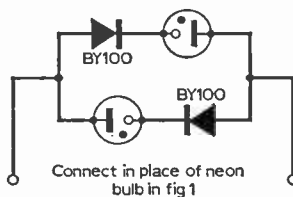


Fig. 3: Modification allowing the use of two neons.

than adequate to fire most of the miniature neon bulbs which are available.

As with the previous article, component layout is left to the ingenuity of the reader, and should present few problems. Due to the simplicity of the circuit, the small size of the components, and the fact that the layout is not critical, the neon driver may be built into quite a small space. ■

RECEIVING THE BBC STEREO PROGRAMMES

For some inexplicable reason, the grid of the triode of the circuit in Fig. 7 and the collector of Tr4 in Fig. 8 (article of the above title, December, 1966 issue, page 857) are labelled respectively "from collector of Tr4" and "to triode grid of ECF80".

These markings are, of course, incorrect, and the corresponding points relate to suitable connections


for a stereo indicator, which in the article are referred to as points "A".

While the error will be obvious to most readers, some may be confused and think that, perhaps, the valve circuit must be partnered with the transistor circuit. This, of course, is not true as the two circuits are entirely separate.—K. Royal.



Receiver

for 144 Mc/s



IN a super-regenerative receiver regeneration is advanced far beyond the point where oscillation commences, but is interrupted at a frequency above audibility. This provides very high sensitivity. The super-regenerative receiver described here uses easily obtainable valves, and tunes approximately 142-150 Mc/s with the coils employed. Coverage can readily be modified by altering the coils.

A 954 acorn valve is used for r.f. amplification, and to help isolate the oscillating stage from the aerial. Output is coupled to L4 by L3. V2 is the detector. Grid rectification causes a negative grid potential which stops oscillation until the charge has leaked away through R3, when oscillation recommences. The values of R3 and C4 allow this to happen at above audible frequency.

VR1 adjusts regeneration by varying the h.t. voltage applied to V2. In a super-regenerative detector a loud hiss is heard when no signal is present, but this almost ceases when a signal is tuned in. V3 is an audio amplifier, and V4 the output stage.

For smooth regeneration and lack of various feedback effects, a separately decoupled h.t. supply was found necessary for V1 and V2. This is prefer-

F.G. RAYER G30GR

ably obtained from a voltage regulator, but satisfactory results are possible by voltage dropping from the 250V line as shown in Fig. 6.

Chassis layout

The prototype chassis was 6 x 6 x 3 in. deep. The panel is supported by large brackets, and these also brace the vertical screen carrying V1, V2 and VC2 (see Fig. 2). This provides a front section with V1 grid and other circuits, while V1 anode and V2 holder tags are behind. The audio stages V3 and V4 are on the chassis.

The vertical screen can be largely wired in advance. Punch holes for VC2, V2 holder, and a clearance hole for V1 (Figs. 3 and 4). The connections in Fig. 3 are when viewing the acorn valve from its shorter or grid end (also see Fig. 2). Care *must* be taken when soldering, or the valve seal will be broken by heat. Leads are shaped and cut so that there will be no strain on the valve pins, and they are tinned with solder. C1 and C2 have

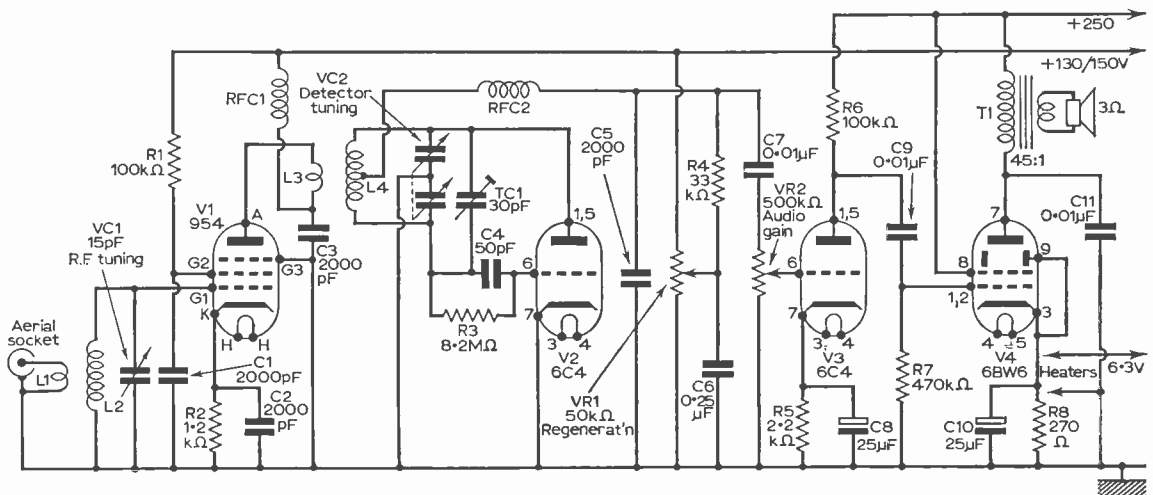


Fig. 1: Circuit diagram of the receiver section.

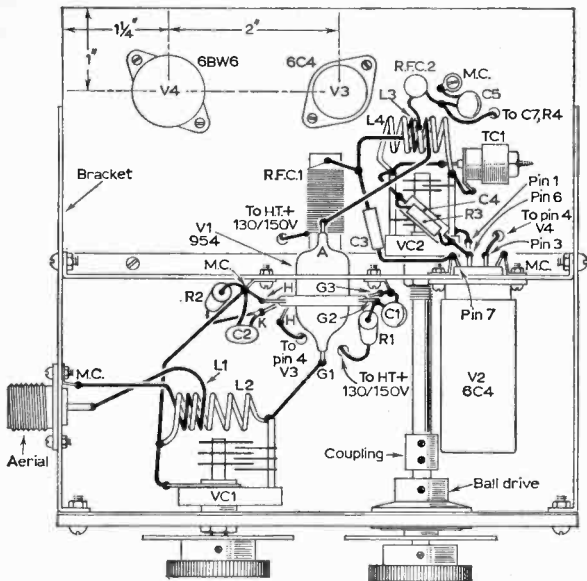


Fig. 2: Top view of chassis layout. Note the positioning of the components. At these high frequencies the shortest possible leads should be used.

the shortest possible wires. Clean the valve pins, if necessary, and tin the extreme ends with cored solder and a hot iron, which is removed immediately the solder flows. The valve is then soldered in as in Fig. 3, with equal care.

Fig. 4 shows the rear of the screen, leads to V2 and the items in the tuned circuit are kept as short as possible. Fit soldering tags so that tags 4 and 7 of V2 holder may be soldered to them without wire, (Fig. 2). Tag 1 goes to VC2 at its nearest point (Fig. 2).

Capacitor modification

VC2 has four moving plates, and two fixed plates, isolated from each other. It was made from a 75pF short wave variable capacitor. The spindle retaining clip was pulled out with a pointed tool, and the spindle and moving plates withdrawn. Unwanted plates were removed from the spindle by bending them from side to side with small flat nosed pliers. If the capacitor has plates assembled on threaded rods, with spacers, it should be taken apart to remove the plates. The rotor had nine moving plates. Counting from the back, leave plates 1, 3, 6 and 8, and remove the others. Remove all the fixed plates one at a time, and note that the capacitor is not a type with the two fixed plates supports joined by a metal strip in front. Replace the spindle. Prepare two fixed plates by cutting off one lug of each. Put one such plate between the front pair of moving plates, and solder it to one support. Put the other plate between the rear moving plates, and solder it to the other support. Each section of VC2 is thus a single fixed plate between two moving plates, double spaced. The capacity is approximately 5pF each section.

The screen is bolted as in Fig. 2. A coupling and piece of 1/4 in. rod couples VC2 to the ball

drive, which occupies a hole in the panel. The latter was varnished hardboard backed by aluminium sheet. VC1 has no reduction drive.

Details of winding the coils are as follows: L1; 2 turns of 18 or 20 s.w.g. insulated wire, and placed between the turns of L2. L2; 4 1/2 turns of 16 s.w.g. enamelled or bare wire, spaced to 1/4 in. long. L3; 2 turns of insulated wire at the centre of L4. L4; 5 turns of 16 s.w.g. wire spaced 7/8 in. long. All coils are 7/16 in. outside diameter.

To make L2 and L4, straighten the wire and wind turns side by side on a suitable object. Run a small tool round and round between turns, or stretch the coil to the required length. Shape and cut the ends and solder them to the appropriate points. L1 and L3 are made in the same way and fitted as in Fig. 2.

RFC1 is 70 turns of 34 s.w.g. enamelled wire, close wound on a 5/16 in. diameter former. It was a push fit on a bolt attached to the vertical screen. Adhesive is applied to the ends of the winding only.

RFC2 is wound on a 2 1/2 in. piece of 1/4 in. diameter insulated rod. Secure 34 s.w.g. enamelled wire near the top. Wind 70 turns side by side and again secure with adhesive or tape. Bind the extreme bottom of the rod with a few turns of bare wire, and solder on a tag bent at right angles. This tag is bolted to the chassis, and is an earthing point for C5 (Fig. 2). Solder the top choke lead to the centre of L4. Other v.h.f. type chokes should be satisfactory.

Audio amplifier

The audio and output stages are wired as in Fig. 5. Any slight leakage in C7 or C9 will upset the audio stage grid voltages, therefore these capacitors should be tested if not new. A tag strip anchors the two h.t. positive supply leads. Insulated leads for power supplies and speaker pass through a

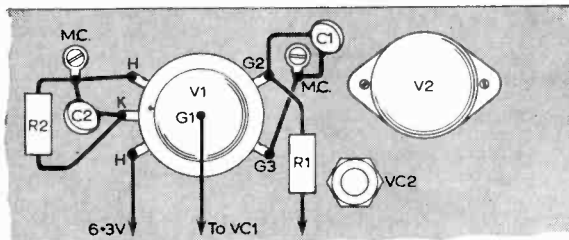
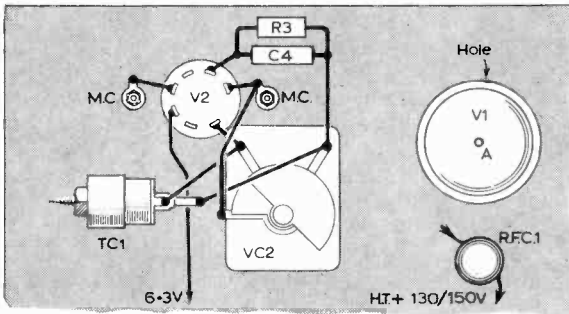


Fig. 3 (above): Top chassis screen viewed from the front.

Fig. 4 (below): Top chassis screen viewed from the rear.



hole in the chassis. If the speaker transformer is separate, and not attached to the speaker, the transformer could be bolted to the chassis underneath, near V4. When using a speaker with transformer attached, remember that the h.t. voltage is present on connections from receiver to transformer primary.

Current can probably be taken from an existing power pack. The heaters require 0.9A at 6.3V. The audio stages draw approximately 60mA at 250V. Current required at the 130-150V point is small, depending on the setting of VR1, and averages about 4-6mA.

Power supply

A suitable power supply circuit is shown in Fig. 6, and can be modified in some cases to suit items to hand. The 6.3V winding may be rated at more than 1A. If this winding can supply 2A or more,

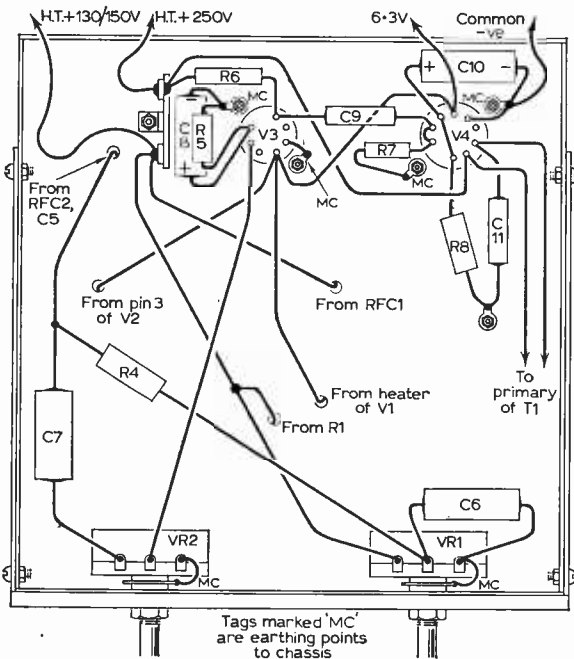
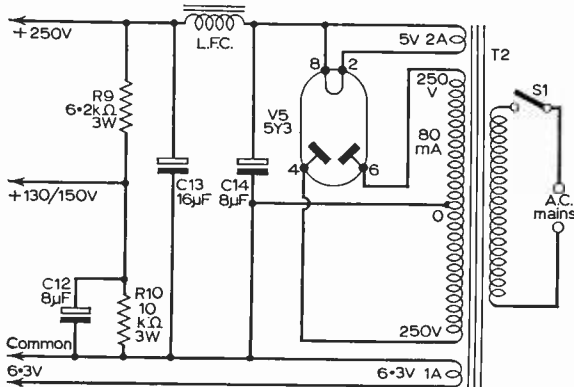


Fig. 5 (above): Under chassis wiring of the receiver.

Fig. 6 (below): Circuit of a suitable power supply.



★ components list

Capacitors:

C1	2000pF 150V disc ceramic
C2	2000pF 150V disc ceramic
C3	2000pF 250V disc ceramic
C4	50pF mica
C5	2000pF 250V disc ceramic
C6	0.25μF 250V paper tubular
C7	0.01μF ceramic or mica
C8	25μF 12V or similar electrolytic
C9	0.01μF ceramic or mica
C10	25μF 25V or similar electrolytic
C11	0.01μF 350V
C12	8μF 350V electrolytic
C13	16μF 350V electrolytic
C14	8μF 350V electrolytic
VC1	15pF variable
VC2	5 + 5pF variable (see text)
TC1	30pF air spaced concentric trimmer
VR1	50kΩ linear pot.
VR2	500kΩ log pot.

Resistors:

R1	100kΩ ½W	R6	100kΩ ½W
R2	1.2kΩ ½W	R7	470kΩ ½W
R3	8.2MΩ ½W	R8	270Ω 1W
R4	33kΩ ½W	R9	6.2kΩ 3W
R5	2.2kΩ ½W	R10	10kΩ 3 watt

Valves:

V1	954 acorn	V4	6BW6
V2	6C4	V5	5Y3
V3	6C4		

Miscellaneous:

Two B7G holders, One B7G screen, B9A holder, L1, L2, L3 and L4, RFC1 and RFC2, see text, Ball drive, Co-axial socket, 10H 80mA choke, Mains transformer 250-0-250 at 80mA, 5V at 2A, 6.3V at 1A, Switch 1 pole 2 way, 4-sided chassis 6 x 6 x 3in., 6 x 3in. flanged runner (Home Radio), 6 x 6in. panel, Two panel brackets about 5 x 5in., Knobs, tag strip, etc.

and there is no 5V winding, a 6.3V rectifier such as the EZ81 can be used, in which case the rectifier cathode is taken to the h.t. smoothing choke only, and all heaters are then in parallel.

H.T. drain can be kept down to a suitable level for a 60mA transformer by using 12kΩ and 20kΩ resistors instead of 6.2kΩ and 10kΩ, and by increasing R8 to 330Ω. Smoothing capacitors need not be the values shown, and can be 350V or 450V. The choke is any small 60mA or 80mA smoothing type. The power supply is built on a separate chassis, size to suit individual components.

Receiver adjustment

With L4 wound as described, TC1 is almost completely open for the 144Mc/s. band. A very small adjustment of TC1 has considerable influence on waveband coverage. Later, it can be rotated

—continued on page 773

WIDE RANGE SIGNAL

95 KC/S — 85 MC/S

THIS generator is suitable for receiver calibration and alignment, and for quick stage-by-stage checks of r.f., i.f. and audio circuits. Unmodulated (c.w.) or modulated r.f. output is available on fundamentals through all frequencies from 100kc/s to 80Mc/s, and harmonics may be used up to 160Mc/s.

Figure 1 shows the circuit, which is for a.c. mains operation. The 6-way switch S1A and S1B selects any of six coils (L1 to L6) which are tuned by VC1. The coverage obtained by the author was as follows, but the extreme ends of each band are unused: Band 1, 95-360kc/s; Band 2, 280-1050 kc/s; Band 3, 890kc/s-3.3Mc/s; Band 4, 2.4-10.5Mc/s; Band 5, 7.25-36Mc/s; and Band 6, 30-85Mc/s. All ranges are with the full 180-degree rotation of VC1, except for Band 6, which is covered by approximately half-capacity (90-degree rotation). All the coils are of fixed inductance, to avoid possible loss of calibration.

One triode section of the 12AU7 acts as r.f. oscillator, with output from the cathode via C3 to the 6BA6 amplifier and mixer. The remaining triode section functions as an audio oscillator, with injection to the 6BA6 suppressor grid; VR1 allows control of the output. The 3-way switch S2A and S2B provides oscillator switching.

A small convertor type mains transformer supplies h.t., the drain being about 20mA at 165V. The two heaters need 6.3V, 0.6A. The h.t. line voltage is not too important, but oscillation may cease on Range 6 if this is much under 160V.

Case

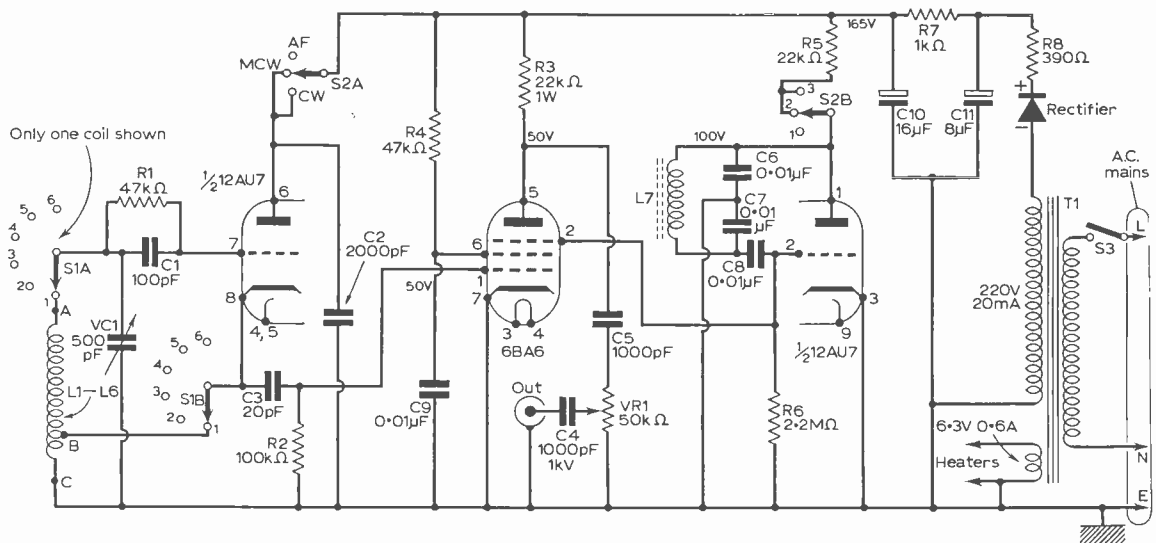
A neat, strong and inexpensive aluminium case was made by the author from "Universal Chassis" members; using two 10 in. x 3 in. runners, two 8 in. x 3 in. runners and two 10 in. x 8 in. plates. Assembled, these provide a cabinet measuring 10 in. x 8 in. x 3 in. A further 10 in. x 3 in. runner acts as chassis.

A different cabinet or case already to hand could probably be used and the layout is not likely to prove critical except for the r.f. oscillator.

The 10 in x 3 in. runner has its corners cut so that the case sides will fit (Figs. 2 and 3) and it is bolted to the panel so that its surface is 2 1/4 in. from the lower edge. The valveholders and mains transformer are fixed as in Fig. 2. VC1 is attached to the panel with three countersunk bolts; spacers being placed between panel and capacitor. A well insulated lead is soldered to the lower fixed plates tag before mounting the capacitor, and this passes directly through a hole in the chassis. A short lead also connects the rotor contact tag to another bolted to the chassis. Nearly all wiring is done before fixing the case sides.

Under the chassis

Wiring and components are shown in Fig. 3. Place the bandswitch so that the shortest possible leads may be used from S1A to R1, C1, and tag 7 of the valveholder. Leads to C2 should be very short, and also from tag 8 (cathode) to S1B.



GENERATOR

R. F. GRAHAM

Heater and h.t. lines can run against the chassis. A tag strip was used as anchor points for C7 and the leads from L7. All wiring should be rigid, the coils being left until last.

The function switch can be wired from Fig. 4. Section S2A applies h.t. to the r.f. oscillator in both "CW" and "MOD" positions. Section S2B supplies the audio oscillator with h.t. in both "MOD" and "AF" positions.


Audio choke

L7 is an audio choke, the capacitors C6 and C7 providing an effective centre-tap. A small transistor receiver output coupling transformer was used by the author, whilst almost any transistor driver transformer or other small audio choke or transformer could be employed. The winding carries no direct current.

If the component has more than one winding, each winding can be tried separately, or both can be used in series, reversing connections to one if necessary. This allows the tone produced to be modified. It is also possible to lower the pitch by increasing the values of C6 and C7, or raise it by reducing these values. When first testing the generator, it is best to listen to the audio output with headphones.

Coils

In view of the large number of turns, ready-made coils were used for Bands 1 and 2. The coils for Bands 3 to 6 were home wound. Each coil has a single winding (or easily-arranged equivalent) with A going to S1A, tapping B to S1B, and the end to chassis (see Fig. 5).



As it is difficult to tap small ready-made coils, extra turns were added for Bands 1 and 2. These extra turns can be looked on as a continuation of the main winding, and are in the same direction. Therefore the earth end of the original winding is now joined to the beginning of the extra coil, and forms the cathode tap B. The end of the new winding C goes to chassis.

Band 1 (100-350kc/s) This was a surplus long wave aerial type coil, with 6 turns added to provide a tapping, as already described. A piece of ferrite rod 3/8 in. in diameter and 1 1/2 in. long was pushed into the coil and cemented. Another coil was also found suitable, with tuned and coupling windings connected in series to increase the inductance. An unmodified l.w. coil can be expected to give coverage to about 150kc/s.

Band 2 (300-1,000kc/s) This was also an old long wave aerial coil with the coupling winding and core removed, and some turns unwound until suitable coverage was obtained. Five turns are re-wound to give a tapping five turns from earth.

Band 3 (Calibrated 0.9Mc/s to 3.3Mc/s) This is 74 turns of 32 s.w.g. d.s.c. wire, found in a compact pile on a 1/2 in. diameter former (Fig. 3); tapping B is six turns from C.

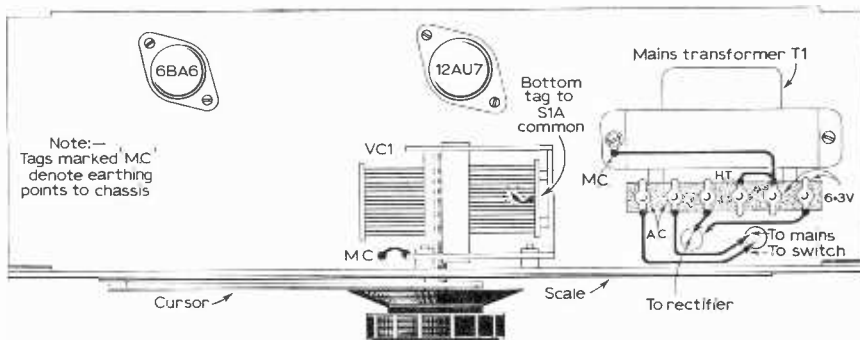
Band 4 (2.5-10Mc/s) This coil has 50 turns of 32 s.w.g. enamelled wire, side by side on a 1/2 in. diameter former, with tapping B two turns from C.

Band 5 (7.5-34Mc/s) This is also on a 1/2 in. former, and has seven turns of 24 s.w.g. enamelled wire side by side, with tapping B one turn from C.

Band 6 (32-80Mc/s) This is 3 1/2 turns of 16 s.w.g. wire 1/2 in. outside diameter and 3/8 in. long. End A

Fig. 1: (Left) Complete circuit diagram of the wide range signal generator.

Fig. 2: (Right) Top view of the chassis.



is $\frac{1}{4}$ in. long and end C is $\frac{1}{4}$ in. long, soldered directly to switch and a tag bolted to the chassis (Fig. 5); tapping B is $1\frac{1}{2}$ turns from C.

All the coils, except that for Band 1, are air-cored. Various ready-made coils are likely to be satisfactory. If those with cores are employed, it makes it easier to obtain correct coverage, but the cores must be sealed before calibrating the generator.

Bandswitching

Connections are shown in Figs. 3 and 4. Leads to the Band 5 coil should be as short as possible. For Band 6, the coil is placed and connected as shown in Fig. 5. The switch has two wafers, and should be connected as in Fig. 4 so that the shortest possible circuit is obtained for Band 6.

It was found that with a smaller coil for Band 6, giving coverage up to 100Mc/s, r.f. oscillation tended to cease towards the top end. Oscillation was maintained up to over 85Mc/s with the coil shown and thus the second harmonic allows output up to 170Mc/s.

Each coil is electrically separate from the others, so can be checked or modified individually, if necessary. No changes should be made after calibration. Of course, and the whole instrument should be kept in its case.

Scales and cursor

A semicircular scale of thin white card ($7\frac{1}{4}$ in. in diameter) cemented to the panel was used by the author. The cursor was cut from perspex and fixed to a large knob by three self-tapping screws. A hair-line was scribed along the underside of the cursor and six equally-spaced $1/16$ th in. holes drilled on this line, so that calibration marks could be made by placing a pencil point in them.

The knob, with cursor, is locked to the capacitor spindle. The six semicircles can then be drawn by placing a pencil or "Uno" type pen in the appropriate holes. Mark with dots maximum and minimum settings on the outer scale, so that the cursor can be replaced correctly if removed.

The holes were also found very helpful when calibrating the generator. Markings were made in

pencil, then in ink after a final check. With care, the accuracy should be at least equal to that of the popular type of "off-the-shelf" generator. There are several methods of providing calibration, depending on the equipment to hand.

Use of harmonics

Calibration of the generator (or a receiver) may be aided by employing generator harmonics; multiples of frequency. If a receiver is tuned to the long wave Light Programme, this is 200kc/s. With the switch at CW, tune the generator until its output heterodynes with the Light Programme signal. This is easily done by using Range 1, closing VC1 from minimum position. The heterodyne whistle on the receiver falls in pitch towards the correct generator tuning point, rising again as this point is passed. This will also happen with harmonics. The receiver merely compares the generator and Light Programme (or other frequency standard) signals. The generator can thus be calibrated at 200kc/s. Further rotation of VC1 will produce a similar heterodyne. This is 100kc/s (VC1 nearly closed) and can be marked.

With the generator returned to 200kc/s (zero beat with Light Programme) its output can be tuned in on the receiver at multiples. That is, 400, 600, 800kc/s, and so on. If the generator is tuned to 100kc/s as described, its harmonics appear at 200, 300, 400, 500, 600, 700kc/s, and so on. This allows accurate calibration of a receiver at 100kc/s points.

By tuning the generator to 200kc/s (zero beat with Light Programme) 1Mc/s can be found accurately on the receiver (5th harmonic, 300 metres on medium waves). If receiver tuning is then left untouched, the generator can be tuned to 1Mc/s in Ranges 2 and 3. This can be marked. So can generator frequencies providing harmonics on 1Mc/s. That is, 500kc/s, 250kc/s and 125 kc/s. The receiver can also be tuned to harmonics 1Mc/s, allowing calibration at 2, 3, 4, 5, 6Mc/s, and so on.

When proceeding in this way, an all-wave receiver with a large dial is very useful. A t.r.f. receiver with regeneration just sufficiently advanced to cause a heterodyne is perfectly satisfactory. A superhet should have some form of tuning indicator, or a b.f.o.

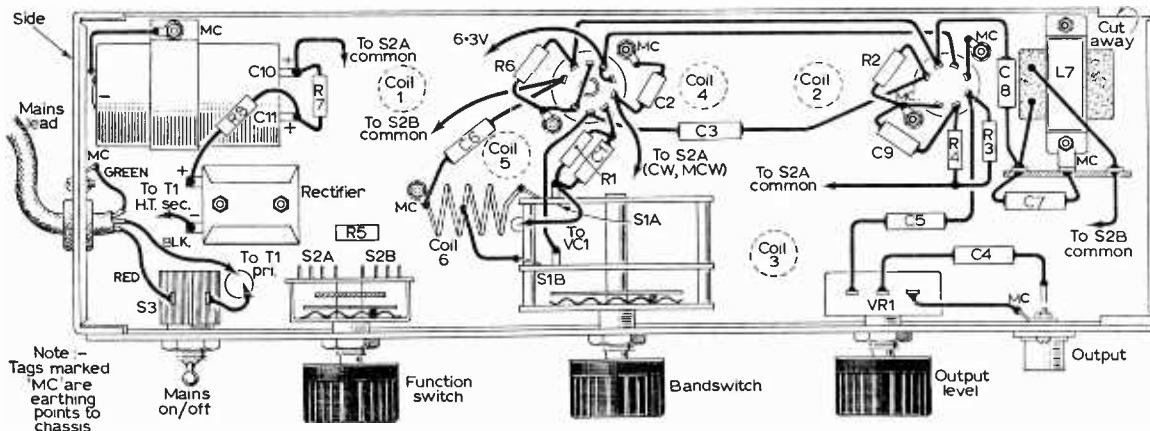


Fig. 3: This drawing shows the underside wiring.

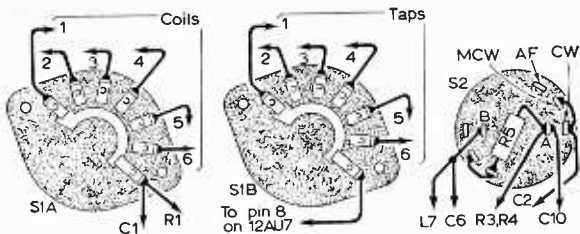


Fig. 4: S1A & S1B switch connections.

To avoid errors, calibrate the generator by beating its output (at a harmonic, if necessary) with a known signal. Working from 200kc/s as described will locate 2.5Mc/s so that M.S.F. on this frequency can be heard (most of the transmission is one second pulses). This allows 2.5Mc/s to be confirmed on the generator, and with its tuning untouched allows, 5 7.5, 10Mc/s and other harmonics to be found on the receiver with great accuracy.

Crystal marker

A 100kc/s or 1Mc/s crystal marker is used by many short wave enthusiasts, and permits quick calibration. Adjust the receiver to marker pips in turn, tune the generator, and mark its scale. By beating generator harmonics with marker harmonics, the scale can be sub-divided as necessary. For example, 50kc/s markings may be found with

★ components list

Resistors: ($\frac{1}{2}$ -watt except where stated)

R1 47k Ω	R5 22k Ω
R2 100k Ω	R6 2.2M Ω
R3 22k Ω (1-watt)	R7 1k Ω
R4 47k Ω	R8 390 Ω
VR1 50k Ω potentiometer	

Capacitors:

C1 100pF	C7 0.01 μ F
C2 2000pF	C8 0.01 μ F
C3 20pF	C9 0.01 μ F
C4 1000pF, 1kV	C10/C11 16/8 μ F or similar 350V electrolytic
C5 1000pF	
C6 0.01 μ F	
VC1 500pF air spaced	

Switches:

S1A/S1B 2-wafer, 2-pole 6-way
S2A/S2B 2-pole 3-way

Valves:

12AU7 (or ECC82) and 6BA6

Miscellaneous:

L1-L7 as described, B9A holder, B7G holder, coaxial socket, mains on/off switch, 250V 25mA contact cooled or similar rectifier ($\frac{1}{2}$ -wave), mains transformer (220V 20mA HT $\frac{1}{2}$ -wave, 6.3V 0.6A), Universal Chassis box 10 x 8 x 3 in., 10 x 8 in. back plate, 10 x 3 in. extra runner, mains cord, tag strip, etc.

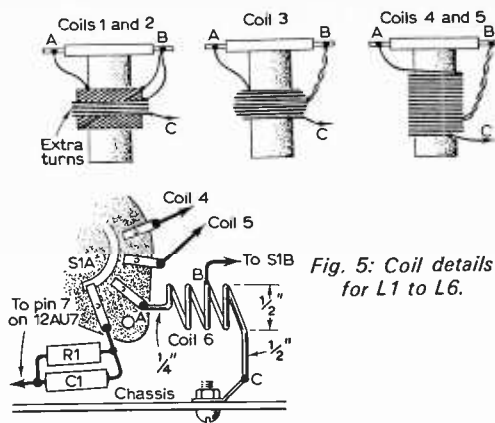


Fig. 5: Coil details for L1 to L6.

a 100kc/s crystal if the receiver is tuned to the generator's 2nd harmonic. Then 150kc/s on the generator is 300kc/s on the receiver, while 250 kc/s on the generator is 300kc/s on the receiver, while 250kc/s on the generator is 500 kc/s on the receiver, and so on, the 100kc/s multiples being from the crystal.

To avoid counting off 100kc/s intervals over high frequency bands if a 1Mc/s crystal is not available, the 1Mc/s point can be found from the 100kc/s crystal, then used to mark 1Mc/s points, later confirmed if necessary with the 100kc/s harmonics.

Accuracy

Any equipment should be switched on for 20 minutes or so, before using it to calibrate the generator, which should have also thoroughly warmed up. As the calibration procedure only has to be done once, care should be exercised. There is usually no need to rely on visual re-setting of the receiver or generator, during calibration, because settings are found by heterodyning the signal or its harmonics.

Wavemeter or G.D.O.

Various surplus and other wavemeters of good accuracy are available. If one is to hand, and has a milliammeter indicator, it can be used by coupling it as loosely as possible to the generator coil. This gives a quick method of calibrating the scales lightly in pencil, as a useful guide to subsequent more accurate calibration as previously described.

A grid dip oscillator can be used in the same way, the signal generator being switched off. Couple the g.d.o. lightly to the appropriate coil. If this is done carefully, with an accurate g.d.o., results will agree very nearly with final calibration, and are thus a useful guide to avoid counting harmonics.

Calibrated generator

If a calibrated generator of sufficient accuracy can be brought into use, tune it in on a receiver, and tune the home-built generator to the same frequency, marking the scale. Remember that the

—continued on page 769

Imported Receivers

WITH reference to Mr. Pryse's letter on page 564 of the December issue of PRACTICAL WIRELESS, I should like to clarify a few points.

Lafayette receivers are NOT manufactured in New York, they are made in Tokyo, Japan, for their own subsidiary in New York which merely acts as an outlet to the trade. However, I do feel that the retailers in the U.S. could have replied though Mr. Pryse states to the contrary. This may be due to his letter having been referred to Japan.

Further to the above remarks, I think that the British dealers who sell knowingly Japanese products under the guise of American ones deserve exposure, and do not accept ignorance of facts as an excuse. No self-respecting dealer buys from an unknown source—though with what I think is junk being offered in the way of so-called kits, I do not believe that there can be many self-respecting radio component dealers in this country.

Cpl. T. K. Offord. Shrewsbury,
Shropshire.

Communications through the ground

SOME time ago I made some experiments with 4 watt amplifiers for ground communications. I found that 200 yards was about the limit of these amplifiers. I then tried using a pair of AC2PEN DD valves in push-pull; this being little better. When I added a d.c. bias to the signal, I was received slightly more than half a mile away. (My earths are about 30 yards apart.)

I then thought of discarding my equipment which was made up of bits and pieces from the junk box and investing in some new components with which to build a somewhat more powerful circuit suited better to ground communications.

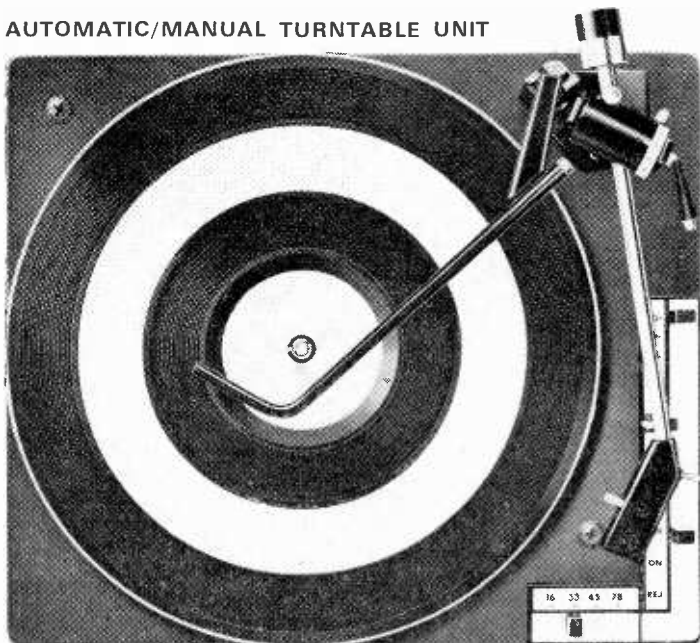
Before taking this step, I thought it wise to make sure that the use of high-power transmitters would not contravene any of the GPO licensing laws, so I wrote to the GPO at St. Martin's-Le-Grand, who informed me, and I quote, "that this particular system is licensable under the Wireless Telegraphy Act of 1949. Before we could consider an application for a licence authorising its use, we should need to know the purpose of the installation and the type of messages you would propose to pass."

I hope that this information may be of use to those readers who may dabble in the fascinating subject of Ground Communication.

A. J. Clapton. Trowbridge,
Wiltshire.

NEWS AND..

AUTOMATIC/MANUAL TURNTABLE UNIT



The UA70 is a new auto/manual unit designed by BSR. The 11in. diameter turntable is driven from a dynamically balanced, four pole induction motor located on butyl rubber mountings. The low mass pickup arm, supported on horizontal ball bearing pivots, is of lightweight tubular aluminium and is counter-balanced vertically and laterally. After balancing, the stylus pressure is set by a rotary stylus pressure control calibrated from 0—6 grammes. A mechanical cueing device allows the pickup to be raised or lowered at any selected point on a record when it is played manually.

Another feature is the automatic pickup lock which secures the arm to its rest when a record has been played.

Any standard mono or stereo cartridge may be fitted but the BSR C1 ceramic cartridge is ideally suited to this unit. Wow is below 0.2% r.m.s. Flutter, below 0.06% r.m.s. and rumble is -29dB at 1kc/s. Finish is in satin black with black turntable mat inlaid with brushed aluminium rings. Price is £12.18s.3d. without cartridge.

"BUYING SECONDHAND"

"Buying Secondhand" is one of the newest in the Consumers' Association paperback Consumer Publications series. It suggests where to look and what to look for when you are buying anything from a camera to a sewing machine and from a television set to a golf club. The section that deals with the buying of secondhand radios and TV's is of great value to the non-technical as it points out all the snags and pitfalls that one may fall into. It makes clear all the points that one may not at first look for and think of when making a purchase and we think that this book would be an invaluable addition to most people's bookshelves. The price is 8s. and it is obtainable from any bookseller or from the Consumers' Association, 14 Buckingham Street, London, W.C.2.

...COMMENT

THE EXHIBITION THAT WASN'T!

Britain's first National Hobbies Fair opened at the Royal Horticultural Society's Hall in London on November 12th. The exhibition terms of reference was hobbies in general—collecting of coins, stamps, models, etc., stands for the do-it-yourself enthusiast; boat building; pottery; marquetry; orchid growing—and amateur radio.

Fired with enthusiasm we went along, principally to have a look at two exhibits of particular interest—the British Amateur Television Club and the Paddington Amateur Radio Society. When we arrived, on the afternoon of November 16, we found that the BATC had fled the scene due, so we were told to "lack of interest by visitors", leaving behind nothing but an empty stand. Shaken but philosophical we looked in on the display of the Paddington radio club. The stand was there all right, complete with the club transmitting station G3PAD/A, but the stand was unattended and draped in a shroud!

Instead we went to see a demonstration of hand-operated printing machines which, if not of radio or TV interest, was at least still alive and kicking.

A NOTE FROM MARTIN ELECTRONICS

Martin Electronics Ltd., regret that they have fallen rather behind with replying to letters from customers.

They apologise for any inconvenience that this may have caused readers and hope the delay will not be too long.

NAVAL OFFICER WINS FOURTH PLACE



Sub. Lt. D. Davies, R.N. won fourth place in an international amateur radio contest organised by the Certificate Hunters Club. In addition to winning fourth place, he won the European title in the contest, open to amateur radio operators throughout the world. During the 54 hours of the contest, Sub. Lt. Davies made contact with 348 stations. The photograph shows Sub. Lt. Davies operating his radio station at his home in Msida, Malta.

S.W. Broadcast Stations

I REFER to Mr. R. Ronai's letter in the December issue on page 588 attacking my letter.

In my opinion he appears to have got hold of the wrong end of the stick. I was not talking about non-broadcast assigned frequencies when referring to Radio Moscow and the like.

The point is that Radio Moscow and others are deliberately filling up the Broadcast Bands with distorted modulation jammers which instantly wipe out stations on at least two adjacent channels—in Cyprus, for most of the time the 25m band was completely useless.

I do not care what frequency a s.w. broadcast station uses so long as it is not in any Amateur Band and in this respect I boycott the 7.0—7.1Mc/s frequencies of Radio Pakistan, Radio Peking, Cairo Radio and any others who have the nerve to use Amateur Band frequencies.

As for the 18150 and 12095kc/s frequencies of the BBC, I immediately spring to their defence as I find in winter that these are the only channels usable.

I am not demanding that you should stop mentioning these stations, but I feel that if you really cared you would.

N. D. Mugford, A4713 Anglesey,
(ex ZC4) North Wales.

Ancient and Modern

I WOULD be interested to learn if any other readers have successfully fitted a modern pickup to an early cylinder-type gramophone. I have an Edison model circa 1890 with a number of wax cylinders, most of which are in mint condition.

A.W. Jenner. 53 Clifford Way,
Hounslow,
Middlesex.

Wireless Set 31

I WILL shortly be getting a 31 set, and I would like to ask other readers if they have any useful data on this unit that they could lend me. These sets are advertised as breakdown units, but I would like to get one working rather than break it down for spares.

Charles Cawley. 15 Willow Walk,
Dog In Tree Estate,
Huntington Cannock,
Staffordshire.

practically wireless

commentary by HENRY

"Whobody did it"

THE prime advantage of sitting on a fence is the all-round view one gets. A service mechanic who is also an inveterate spare-time dabbler treats with greater sympathy the customer bringing electronic oddments for repair after having had a go—and failing. He knows too well the pitfalls and frustrations of kitchen-table surgery.

Not so sympathetic the super-professional, with his spot-checks, stock faults and instant diagnosis. Between him and the amateur there is a constant love-hate relationship. From his position on the rails, like a cowpoke at the rodeo, Henry watches them react with an air of detachment.

The pathetic, defunct receiver lands on the workshop bench



Like a cowpoke at the rodeo.

and A. sniffs around it like a mongrel who scents an unwelcome visitor. He removes the back as if expecting some pop-eyed golliwog to spring up and surprise him. He glares at the works then: "Someone's been at it," he yells.

True enough. Very often someone *has*; the unfortunate owner, in an attempt to circumvent the crippling charges that

service carries in these times.

Without test equipment, spares and experience he is handicapped. While he may make his preliminary tests with confidence, there comes a stage when he is beaten. It is easy enough in a well-equipped workshop to whip a valve from the rack to make a proving test—not so simple for the chap who has to justify the inroads into the family budget. And then discover the fault lies a lot deeper and the expense was not justified after all!

* * *

It sometimes seems that the chief enemy of A. is the bloke who ultimately pays his wages, the customer. He is angered by the substitute component dangling precariously from a tag-strip, affronted by an obviously "surplus" valve, offended by crystalline solder joints while one of those emergency circuit alterations (which may even be an improvement on original design) he regards as a personal insult.

But while A. is aggrieved at the outsider's attempts, B. is almost apoplectic. He has the "Whobody did it?" complex developed to a fine degree. At the first sign of tampering, he is likely to threaten to down tools. Something of a perfectionist himself, he cannot bear the sight of someone else's bungling. It takes all the Service Manager's diplomatic guile ("Get at it, mate!") to make him deal with a radio set that has "bounced".

For the benefit of innocent readers who imagine that the radio workshop is a magic cave whence issue perfectly rejuvenated receivers it should be explained that the "bouncer", the "reject", the "comeback" the "second complaint" or "twicer" is the repair job that has been delivered and subsequently fails.

It does happen—yes, really, even in the best organised department. Knowing the bits and pieces that go into the average item of electronic equipment, it is not surprising that the occasional failure crops up. But the customer whose precious tune-box develops apparently similar symptoms is likely to be querulous when bringing the bouncer back.



'B' is almost apoplectic.

Listening to B. argue that the trouble is an Act of God is a treat the rest of the workshop rarely likes to miss. But hearing his remarks afterwards, when he discovers that the knobs are screwed on askew, the fastening bolts cross-threaded and maybe the valves plugged into the wrong sockets is a banquet of outraged invective. "The blighter isn't getting this done for nothing," he fumes.

Again for the benefit of the innocent, remember that repairs carry a limited guarantee. Limited, that is, to the work that has actually been done. When you take your car to the garage for a carburettor job and get a puncture as you drive home, you would hardly expect a sympathetic response if you rang up the mechanic to complain.

Why

NOT BUILD ONE OF OUR PORTABLE TRANSISTOR RADIOS...

FIRST FOR PERFORMANCE, QUALITY & PRICE!

BACKED BY OUR SUPER AFTER SALES SERVICE

"A wonderful range of transistor radios using first grade components for guaranteed results."

NEW ROAMER SEVEN Mk IV

7 WAVEBAND PORTABLE OR CAR RADIO

Amazing performance and specification ● Now with PHILCO MICRO-ALLOY R.F. TRANSISTORS

FULLY TUNABLE ON ALL WAVEBANDS

● 9 stages—7 transistors and 2 diodes

Covers Medium and Long Waves, Trawler Band and three Short Waves to approx. 15 metres. Push-pull output for room filling volume from rich toned 7 x 4in. speaker. Air spaced ganged tuning condenser. Ferrite rod aerial for M. & L. Waves and telescopic aerial for S. Waves. Real leather-look case with gilt trim and shoulder and hand straps. Size 9 x 7 x 4in. approx.

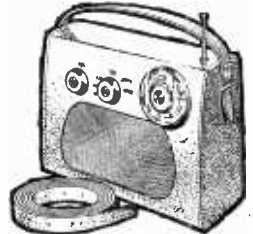
The perfect portable and the ideal car radio. (Uses PP7 batteries, available anywhere.)

★ **EXTRA BAND FOR EASIER TUNING OF LUXEMBOURG, etc.**


Total cost of parts now only

£5.19.6

P. & P. 5/6



Parts Price List and easy build plans 3/- (Free with kit)



NEW MELODY MAKER SIX

3 WAVEBAND PORTABLE

8 stages—6 transistors and 2 diodes

Covers Medium and Long Waves and **EXTRA BAND FOR EASIER TUNING OF LUXEMBOURG, etc.** Top quality 3in. Loudspeaker for quality output. Two RF stages for extra boost. High "Q" 6in. Ferrite Rod Aerial. APPROX. 350 milliwatts push-pull output. Handsome pocket size case with gilt fittings. Size 6 1/2 x 3 1/2 x 1 1/2in. (Uses long-life PP6 battery.) Carrying strap 1/6 extra.

This amazing receiver may be built for only

£3.9.6

P. & P. 3/6

Parts Price List and easy build plans 2/- (Free with kit)



NEW TRANSONA FIVE

Now with 3in. Speaker!

"Home, Light, A.F.N., Lux. all at good volume."

● 7 stages—5 transistors and 2 diodes

Fully tunable over Medium and Long Waves and Trawler Band. Incorporates Ferrite rod aerial, tuning condenser volume control, new type fine tone super

dynamic 3in. speaker, etc. Attractive case. Size 6 1/2 x 4 1/2 x 1 1/2in. with red speaker grille. (Uses 1289 battery, available anywhere.)

Total cost of all parts now only

42/6

P. & P. 3/6

Parts Price List and easy build plans 2/- (Free with kit)

POCKET FIVE Now with 3in. Speaker!

● 7 stages—5 transistors & 2 diodes


Covers Medium and Long Waves and Trawler Band, a feature usually found in only the most expensive radios. On test Home, Light, Luxembourg and many Continental stations were received loud and clear. Designed round supersensitive Ferrite Rod Aerial and fine tone 3in. moving coil speaker, built into attractive black and gold case. Size 5 1/2 x 1 1/2 x 3 1/2in. (Uses 1289 battery available anywhere.)

Total cost of all parts now only

42/6

P. & P. 3/-

Parts Price List and easy build plans 1/6 (Free with kit)



STOP PRESS

Pocket 5 med. and long wave version with miniature speaker.

29/6

P. & P. 3/-



NEW ROAMER SIX

NOW, WITH PHILCO MICRO-ALLOY R.F. TRANSISTORS

● 6 WAVEBAND !!

● 8 stages—6 transistors and 2 diodes

Listen to stations half a world away with this 6 waveband portable. Tunable on Medium and Long Waves, Trawler Band and two Short

Waves. Sensitive Ferrite rod aerial and telescopic aerial for short waves. Top grade transistors. 3-inch speaker, handsome case with gilt fittings. Size 7 1/2 x 5 1/2 x 1 1/2in. (Carrying strap 1/6 extra.)

★ **EXTRA BAND FOR EASIER TUNING OF LUXEMBOURG, ETC.**

Total cost of all parts now only

£3.19.6

P. & P. 3/6

Parts Price List and easy build plans 2/- (Free with kit)

TRANSONA SIX

● 8 stages—6 transistors and 2 diodes


This is a top performance receiver covering full Medium and Long Waves and Trawler Band. High-grade 3in. speaker makes listening a pleasure. Push-pull output. Ferrite rod aerial. Many stations listed in one evening including Luxembourg loud and clear. Attractive case in grey with red grille. Size 6 1/2 x 4 1/2 x 1 1/2in. (Uses PP4 battery available anywhere.) Carrying Strap 1/- extra.

Total cost of all parts now only

59/6

P. & P. 3/6

Parts Price List and easy build plans 1/6 (Free with kit)



MELODY SIX

● 8 stages—6 transistors and 2 diodes

Our latest completely portable transistor radio covering Medium and Long Waves. Incorporates pre-tagged circuit board. 3in. heavy duty speaker, top grade transistors, volume control, tuning condenser, wave change slide switch, sensitive 6in. Ferrite rod aerial. Push-pull output. Wonderful

reception of B.C. Home and Light, 208 and many Continental stations. Hand- some leather-look pocket size case, only 6 1/2 x 3 1/2 x 1 1/2in. approx. with gilt speaker grille and supplied with hand and shoulder straps.

Total cost of all parts now only

£3.9.6

P. & P. 3/6

Parts Price List and easy build plans 2/- (Free with kit)



SUPER SEVEN

● 9 stages—7 transistors and 2 diodes

Covers Medium and Long Waves and Trawler Band. The ideal radio for home, car, or can be fitted with carrying strap for outdoor use. Completely portable—has built-in Ferrite rod aerial for wonderful reception. Special circuit incorporating 2 RF Stages, push-pull output, 3in. speaker (will drive large speaker). Size 7 1/2 x 5 1/2 x 1 1/2in. (Uses 9V battery, available anywhere.)

Total cost of all parts now only

£3.19.6

P. & P. 3/6

Parts Price List and easy build plans 2/- (Free with kit)

Callers side entrance
Barratts Shoe Shop.

RADIO EXCHANGE CO.

Open 9—5 p.m.
Saturday 9—12.30 p.m.

61 HIGH STREET, BEDFORD Telephone: Bedford 52367

Make Your Ability PAY

UNLIMITED OPPORTUNITIES exist today for "getting on" . . . but only for the fully trained man. Let ICS's tuition develop *your* talents and help you to success.

STUDY IS EASY with ICS guidance. The courses are thorough. Printed manuals, fully illustrated, make study simple and progress sure.

YOUR ROAD TO SUCCESS can start from here—today. Complete this coupon and post it to us, for full particulars of the course which interests you. MODERATE FEES INCLUDE ALL BOOKS.

Take the right course now . .

ADVERTISING & ART
Copywriting, Cartooning
Layout and Typography
Commercial Illustrating
Oil & Water Colour

BUILDING & CIVIL ENGR'G
Architecture, Bricklaying
Building Construction
Builders Draughtsman
Builders Quantities
Interior Decoration
Quantity Surveying
Heating & Ventilation
Carpentry & Joinery

COMMERCE
Book-keeping
Accountancy & Costing
Business Training
Office Training
Purchasing, Storekeeping
Secretaryship
Shorthand & Typing
Computer Programming
Small Business Owners

DRAUGHTSMANSHIP
Architectural, Mechanical
Drawing Office Practice

ELECTRONICS
Computers
Electronic Technicians
Industrial Electronics

FARMING
Arable & Livestock
Pig & Poultry Keeping
Farm Management & Accounts

GENERAL EDUCATION
G.C.E. subjects at Ordinary &
Advanced Level
Good English
Foreign Languages

INTENSIVE COACHING for all principal examinations—G.C.E.,
Secretaryship, Accountancy, Engineering, Work Study, Manage-
ment, Radio, Transport and Surveying. Special courses for
G.C.E. French, German Oral Tests.

Member of the Association of British Correspondence Colleges

HORTICULTURE
Home Gardening
Park Gardening
Market Gardening

MANAGEMENT
Business Management
Hotel Management
Industrial Management
Office Management
Personnel Management
Public Relations (IPR)
Transport Management
Works Management
Work Study
Foremanship

MECHANICAL & MOTOR ENGR'G
Engineering Maths.
Diesel Engines, Welding
Industrial Instrumentation
Workshop Practice
Refrigeration
Motor Mechanics, etc.

POLICE
Entrance Examination
Promotion Examinations

PHOTOGRAPHY
Practical Photography
RADIO, TV & ELECTRICAL
Servicing & Engineering
Radio Construction (with Kita)
P.M.G. Certificates
Telecommunications
Electricians
Electrical Contractors

SELLING
Company Reps.
Sales Management
Marketing

WRITING FOR PROFIT
Television Scriptwriting
Short-story Writing
Free-lance Journalism

Start today the I.C.S. way!

INTERNATIONAL CORRESPONDENCE SCHOOLS
(Dept. 172)
Intertext House, Parkgate Rd., London, S.W.11

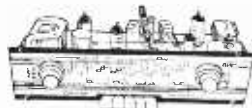
Send FREE book on.....
Name.....
Address.....
.....
Occupation.....

2.67

INTERNATIONAL CORRESPONDENCE SCHOOLS


THE ELECTRONICS & SCIENTIFIC CENTRE

PBS7 "CONTINENTAL"
AM/FM Stereo Radio-
gram Chassis



Outstanding Chassis of advanced design incorporating famous "Gorler" Tuning Heart for V.H.F./FM. Negative feedback on each channel together with A.V.C. with tape facilities. Long, Medium and Short wave and V.H.F./FM. 7 valves, 2 diodes. Controlled by 6 piano key push buttons; on/off wavechange-gram. Twin concentric controls. Tone tuning and dual balance volume controls. Sockets: A.E. Di-Pole, Stereo P.U. Stereo I.S. Tape "Record-Play" 500-2500; 50 c/s A.C. Built-in Ferrite Rod Aerial with simple Di-Pole aerial for V.H.F./FM. 75 ohms imp. Dimensions: Chassis 16½ x 8 x 5½ in. Dial 16½ x 4 in.
Price £25.11.0. P. & P. 10/6.

PBS6 "CONTINENTAL"
Push Button AM Stereo
Radiogram Chassis



Long, Medium and Short Wave, 6 valves, 5 piano key push button control; wave change-gram-on/off. Twin concentric controls, tone-tuning, dual balance volume controls. A.E., Stereo P.U. and Stereo I.S. Sockets (complete with leads), 200-250 volts 50 c/s. A.C. AV.C. coloured illuminated dial. Size 16½ x 4 in. Chassis 15 x 8½ in. Complete with built-in Ferrite Rod Aerial.
Price £17.1.11. P. & P. 8/6.

BRAND NEW GRAM DECKS FROM STOCK

(With Cartridge unless stated)
BRS UA 16, £5.9.8.
GARRARD
100 (Mono or Stereo)..... 6 gns.
3000 (Stereo)..... 8 gns.
8P25 Mono £9.19.6. Stereo £10.19.6
AT60 (Mono or Stereo)..... £10.9.6
401 (less cartridge and arm)..... £23.19.6
1A.B50 (less cartridge)..... £24.19.6
WB1 Base..... £3.19.0
WB2 Base..... £5.10.3
Postage and Packing 5/- on each.

**CADMIUM SULPHIDE
POWER PHOTO-CELL**
for simple Automatic
Control

A useful photo-conductive device which acts as a light sensitive resistor and becomes more conductive on exposure to light. Strong and reliable they have many applications when fitted as light triggering devices into simple control circuits i.e. Tape recorders, cars, flashing breakdown lights, exposure meters, automatic controls for home or industry. Non polarity conscious, responsive to entire visible light range. A.C. or D.C. Only 9/6. P. & P. 1/6.



FIELD TELEPHONES



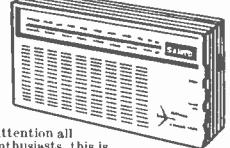
Operate up to 17 miles. Built-in 100 v. hand generator for ringing current, 2 standard 1.5 "D" torch cells for talking current. Complete with sturdy carrying case and strap, 10 x 8 x 4 in. Weight 14lb. Simple screw adjustment for use with common battery system.
PRICE £6.19.8 per pair. P. & P. 10/-.
200 Yard Drums of TWIN FLEX 75/-
Other quantities available on application.
Also: Portable hand sets operated by two "S" cells, with hand generator in metal cases with webbing slings.
TELE-L: Price 69/6 per pair. P. & P. 10/-.
TELE-P: Price £5.19.6 pr. P. & P. 10/-.



SELECTOR DRIVE

A very interesting item with numerous applications consisting of an electro-magnet and brass tooth wheel. A switch water and contacts are coupled to this and are arranged to be on for 10 pulses and off for the next 15. An auxiliary contact is normally on, but off for one in every 25 pulses; complete with suppressor resistors and a series contact to facilitate continuous operation. Absolutely ideal for window displays, switching lamps or models, 12 or 24 v. D.C. Brand New and Boxed. 12/6, inc. P. & P.

**BREAKTHROUGH!
AT LAST!!**
9 Transistor Radio
With Aircraft
Band



Attention all enthusiasts, this is history, and LIND-AIR are the first in the field once again! SANYO Aircraft-Medium Wave portable radio. 9 Transistors, 2 diodes, 1 thermister, 4 x 2½ in. oval speaker, 107 to 135 meters. Twin outlets for private earphone. 6 penlight batteries. Telescopic aerial. Leather carrying case and straps.
Our Price Only £17. P. & P. 5/-
Limited Quantity available, so don't miss it!

**PROFESSIONAL
ELECTRIC INSTANT
HEAT SOLDER GUN**

Ideal for model makers, home repairs, electronics, radio, TV, etc. Unique features include interchangeable tips, extension barrels, comfortable grip with trigger control. "U" shaped 3½ in. bit to minimise wear. Light beam is automatically directed onto end of bit when ON/OFF trigger is in use, 85 watt element with special ventilation. Complete with 2-pin, 5 amp. plug, 230-250 volts Spares 49/6 +2/6 P.P.

MODEL MAKERS

Miniature D.C. Motor. Ideal for driving a gear system or can be used as a Tachometer. Speed 10,900 r.p.m. at 230 mA. 6.3 v. D.C. Housed in black ebonite case size 1½ in. x 1 in. dia. Spindle ½ in. long x 3/16 in. dia. Two for 15/-, P. & P. 2/6.

**LIND-AIR
Electronics
Ltd. DEPT. PW.5.**
53 TOTTENHAM COURT ROAD, LONDON W.1.
LANgham 3653

MANY MORE INTERESTING BARGAINS AVAILABLE AT THE SHOP

ON THE SHORT WAVES

MONTHLY NEWS FOR DX LISTENERS

Times in GMT
Frequencies in kc/s

THE BROADCAST BANDS

by JOHN GUTTRIDGE

IF you want the real DX contact you will have to work for it this month, especially after dark. From 1900/2000 onwards you can forget the 13, 16, 19 m. bs. If you wait for the late evening the 49 m.b. can produce surprising results with low-powered South Americans breaking through the strong European signals. If your ears can stand straining through c.w. the 90 m.b. is providing some rare catches.

MIDDLE EAST

Israel: *Kol Israel* (Broadcasting House, Jerusalem), has dropped its Sunday morning English transmissions. The evening transmission to the U.K. has been re-timed to 2115-2120 on 9,009/9,725. The African English transmission remains 2015-2030 on 9,009.

Turkey: *Radio Ankara* (Ankara), has been heard signing on at 2330 on 9,745 in an unidentified language.

ASIA

Afghanistan: *Afghan Broadcasting System* (Ansari Wat, Kabul), has restarted its evening English transmission after a lapse of several years. The transmission from 1900-1930 has been reported on 15,225 and 11,865 although some say the 25 m.b. outlet is 11,760. Other reports say the 19 m.b. has been replaced by one in the 31 m.b.

Indonesia: *Radio Republik Indonesia* (P.O. Box 157, Djakarta) now appears to use only 9,865 between 1615 and 2000. English is at 1900-2000.

Korea (P.D.R.): *Radio Pyongyang* (Pyongyang), has replaced 6,650 by 6,480 for its 1100-1200 and 1400-1500 English transmissions. The other frequency for these transmissions remains 7,580. The station's home service may be faintly heard during the evening on 6,290/6,600.

Malaysia: *BBC Far Eastern Relay Station* (P.O. Box 716, Johore Bahru), now has its own QSL card which is far superior to that issued by the BBC, London. Indeed this BBC relay outlet will give full verification details on the card if asked, something that London will not do.

Philippines: *Far East Broadcasting Company* (Box 2041, Manila), now using 11,855 instead of 15,385 from 2330-0030. In the morning DZH8 has been heard signing on in English before 0900 on 11,855.

NORTH AMERICA

U.S.A.: *Voice of America* (U.S. Information Agency, 330 Independence Avenue, S.W., Washington 20547, DC), now has the following English schedule to Europe: 0300-0730 3,980/5,965/5,995/7,200/7,250/9,540/9,635/9,740/11,790; 0500-0730 6,040/15,295/1,196; 1400-2330 3,980/7205/9,760; 1500-2215 5965; 1900-2215 9,710/11,760; 1830-2330 11,805; 1400-2215 15,205; 1400-2000 15,290; 1400-1830 17,780; 1600-1800, 2100-2130, 2200-2330 1,196. On Sundays read 2345 for 2330.

A new programme format is being used by the V.O.A.

U.S.A.: *Radio New York Worldwide* (485 Madison Avenue, New York, N.Y., 10022), now uses the following frequencies to Europe in English: 1200-1400 15,265/17,845; 1400-1600 15,440/17,845; 1600-2100 15,440/17,755; 2100-2130 15,440/11,970; 2130-2330 (-0030 Sundays) 9,655/11,970; 0030-0100 Sundays 9,655.

CENTRAL AMERICA

Cuba: *Radio Habana Cuba* (Apartado Postal 7026, Habana), now transmits in English as follows: 2010-2140 (Northern Europe) 6,015; 2050-2150 15,270/15,300; 0100-0600 11,760/6,170; 0330-0600 6,135; 0630-0800 9,655; 1800-1900 15,340.

Netherlands Antilles: *Trans World Radio* (SC Zoutpanweg, Bonaire) has English as follows: 0035-0105, 0230-0400, 1105-1235 (-1530 Sundays) on 11,815 or 11,820; 2100-2130 (Europe) 15,130 or 15,245 or 11,815 or 11,820.

Windward Islands: *Windward Islands Broadcasting Service* (St. George's, Grenada). The European frequency used from 2000-2145 has been variously reported as 11,895 or 11,920.

SOUTH AMERICA

Brazil: *Radio Ailtina de Bahia* (Avenue 7 de Setembro 311, Salvador, Bahia), has reactivated ZYN30 on 15,225. Has been heard from around 2300-0130.

Ecuador: *La Voz de los Andes* (HCJB), (Casilla 691, Quito), is again using 15,115 during its 1845-2000 and 2100-2130 English transmissions. The parallel frequency is 17,890.

EUROPE

Austria: *Osterreichischer Rundfunk* (Wien IV, Argentinierstrasse 30a). Frequency schedule valid to 0100 on 5th March is as follows: on 6,000 0430-2300; 6,155 0500-1100, 1700-2200, 2300, 0430; 7,245 0500-1300, 1800-2000; 9,525 0000-0300; 9,610 1700-1900; 9,770 0500-0800, 1100-1700, 2300-0400; 11,760 0300-0400; 11,895 1200-1400; 11,900 1100-1400; 15,210 1900-2100; 15,410 0600-0900; 15,430 0000-0200; 17,730 1400-1600; 17,750 1600-1800; 17,755 1000-1200; 17,855 0400-0500, 0800-1000.

Belgium: *Belgian National Broadcasting System* (Overseas Service, 18 Place Eugene Flagey, Brussels 5), has replaced 17,860 by the new outlet of 11,715 from 1600-1715. At this time 9,740 is also in use. Another new outlet heard is 9,660 from 1830-2100.

Thanks go this month to the Swiss Broadcasting Corporation, A. B. Thompson, the World Communications Club of G.B., B. Bunting, Roy Patrick, A. E. Roxburgh, the International Short Wave Club, B. Lowe, J. D. Ashworth, J. W. Smith, B. Garvey and D. G. Hobro.

AUSTRALIAN and New Zealand hams at 5 and 9 plus on topband or just a few local G stations? Well, your guess is as good as mine for the coming year. Theoretically 28Mc/s should be really something and 21 should also provide hoards of DX. Fourteen will doubtless continue to provide most distant signals at one time or another, and of course 7Mc/s will seem noisier than ever. Topband and Eighty may well go down into the doldrums with the seasonal changes and the sunspot activity increase.

What about those New Year resolutions? All those not making any are banished to 7Mc/s. Still stuck for ideas? How about the station itself. Does your antenna go to ground when you switch off? How about fuses, and those mains plugs, are they 100%? Has the earth lead corroded? This can be a source of noise. First resolution then, check the entire installation from mains right through to the aerial itself. If you do this just once a year it will avoid your wondering why you don't hear the DX too well, only to find when you do check, that the antenna wire broke off at the window, giving you an effective length of 3½ft. (Pauses, titters behind fan, and remembers case of the '3JDG "longwire" which wouldn't load.) This month there appears to be a mass migration to ten metres. Certainly the band has been wide open most days although it does fall off at night. If things continue we will doubtless end up with the spottiest sun for decades. In view of the many very fine logs which arrived I propose to move on to my New Year resolution—cutting of the cackle.

TEN

Reports from all over, from Scotland to Worcestershire, all reporting the same story, DX on Ten. All modes, all continents too, with the best time to listen still during daylight hours.

C. Clarke (Surrey), 12 valve single conversion s/het, phased verticals logged—K2RFZ/MM, K3BEQ, K8ERD, LU7ABV, MP4BBA, MP4TBO, OD5CN, PY2ARV, SV1AN, SVØWL, UA1AVM, UA3AJT, UA6LIV, UA9FFB, UB5APK, UW9CR, VE3FIT, VK3AHT, VK3HW, VK6CF, VP9FB, VS9AJC, W1FQA, W8CNC, W9ARK, WØGYM, ZC4MO, ZS4OI, ZS5DC, 4X4HJ, 9J2BK. Chris reckons it won't be long before we start hearing JA and UAØ on ten metres. Anyone been lucky yet?

P. Baker (South Wales), HE30, 45ft. l.w. raised—CR4BC, many CR6's, CR7DS, CT3AM, EA6BH, EA8AE, JA1TRD (sorry I spoke!), K2GL, MP4BBA, OD5BU, PY1LW, SV1AL, UA9FB, UF6DV, UG6AZO, UY5HF (Ukraine—new prefix issue), VO1HB, VS9APW, W5GQG, WØIMC, XE2BM (Mexico), ZB2AJ, ZC4KF, ZE1JA, ZS1JH, ZS8L, ZS9G, 5A1TK, 5N2AAF, 9H1A, 9Q5EB.

George Owen (Somerset), GC1U, Joystick, heard—CR4BC, CT3AM, CX1AAM, EA8EV, IT1ALD, K3AAG, LU2DED, PY8MA, PZ1BK, VE2BT, W1CLP, W5GQG, ZE1BP, ZS1BS, 9Y4VS, all these on a.m.

Colin Morris (Worcestershire), double s/het home-

brew, Joystick, hooked—CR6HF, CX2CO, CX4AW, ET3AC, FH8CD, HK3AVK, KR6LL, KG6AAY, KV4CX, KP4BJM, LUIDAB, MP4TBO, OA4PQ, UL7JA, VK4HC, VK5QR, VK6GP, VKØKM (Antarctica), VP5RB, VS9AJC, all W prefixes, YV9AA, ZB2AM, numerous ZC4's and ZS's, 4X4GV, 4Z4HQ, (new prefix—State of Israel), 5A3TN, 5N2AAF, 5R8CQ, 5Z4AA, WØGTA/8F4 (Sumatra), 9Q5BD. Colin informs that Don Miller has permission to operate from Albania, Rio de Oro, and Annobon Island. Also reported is great activity anticipated on Easter, Island (CEØ). WØGTA/8F4 is also trying topband.

Many more logs for 28Mc/s but the picture can be seen from those quoted, so let's wander downscale to—yes, the dreaded l.f. bands, 80 and 40.

L.F. END

C. Claydon (Scotland), 840C + preselector, 12ft. vertical groped in the 7Mc/s darkness for—EA4CR, K1HVV, SV1CX, UL7QG, 9X5MH (Rwanda), W1FJJ, WB2NDS.

D. Harvey and **T. Cowpe** (Salop), R107, 80ft. wire, both assure that persistent scanning of the dreaded segment brings rewards. Proof offered—HB9ABM, IØRB/4U, JA4BJO (yes, Japan), JA6YB, K8ARW, KP4BRX, LX4JB, OA3KCB, OX3KV, UA3KBD, UA6KE, UD6BV, VP6KL, VK2AVA (nearly always on 40), VK3BM, WØGTA/A, ZC4MO.

F. Simpson (Yorkshire), claims that 40 is like someone sawing an endless plank. (I wooden be surprised!). On the other hand 80 proved very fruitful with—KG4AA, OA8V, OX3JV, TF3EA, VO1FG, VE1IE, VE2XO, VE3WV, VP1PV, VP2AA, VP7DL, VP9BO, VS9AJC, VS9ALV, W1HKK, W2ZPO, YS1DHE, YV5BOI, ZF1GC, 6Y5EM. It's almost as good as my 21Mc/s log!

N. Henbry (Sussex), strikes again! Armed with an EA12 and a 20 metre dipole on 3.5Mc/s, Norman logged K2DXV, K8YWG, VE1ADA, VE3AYS, VS9AJC, W1AQH, W2APU, W3BMS, W4SIB, W9JLH, YV5BTS, ZB2AJ, ZL3ACJ, ZL3GS, ZL4KE, ZL4LM, 7XØAH. On 7M/cs the best were CN8AW, CR6IV, PY1BDX, VE3LZ, VK2AVA, VKØAA, VP2AA, W3BMS, W4BYB, WA8DNQ, WØGTA/8F4, 5A1TS.

14 AND 21

Very, very few reports for the favourites, everyone seems split into two groups. The "let's listen on ten" brigade, and the real expert DXers trying their skills on 3.5 and 7.

R. Garvey, back from Cyprus (get the umbrella out of pawn again, Bob) had a quick listen with his S640 and heard VK's on 14Mc/s at 589. His best for the session—EP2RV, JT1KAA, OY3L, TA2AC, VK2EO, VKØNB, W6MQT/OX3, ZA1BB.

CONTESTS

Sparse month for contest types. Only two down in my diary—14-15th, Affiliated Societies' Contest (quite lively this one), 29th, 144Mc/s c.w. Contest. Many thanks for the fine logs, deadline for January is the 24th.

LOOK!

PRACTICAL!

VISUAL!

EXCITING!



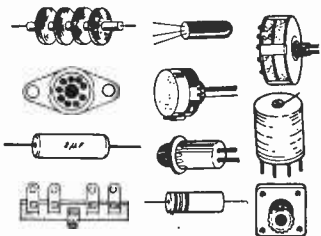
a new 4-way method of mastering

ELECTRONICS

by doing — and — seeing . . .


1 OWN and HANDLE a

complete range of present-day **ELECTRONIC PARTS** and **COMPONENTS**



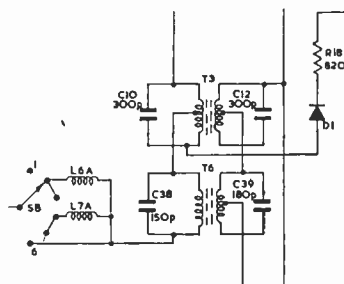
2 BUILD and USE

a modern and professional **CATHODE RAY OSCILLOSCOPE**



3 READ and DRAW and

UNDERSTAND **CIRCUIT DIAGRAMS**



4 CARRY OUT OVER 40 EXPERIMENTS ON BASIC ELECTRONIC CIRCUITS AND SEE HOW THEY WORK . . . INCLUDING . . .

- VALVE EXPERIMENTS
 - TRANSISTOR EXPERIMENTS
 - AMPLIFIERS
 - OSCILLATORS
 - SIGNAL TRACER
- PHOTO ELECTRIC CIRCUIT
 - COMPUTER CIRCUIT
 - BASIC RADIO RECEIVER
 - ELECTRONIC SWITCH
 - SIMPLE TRANSMITTER
- A.C. EXPERIMENTS
 - D.C. EXPERIMENTS
 - SIMPLE COUNTER
 - TIME DELAY CIRCUIT
 - SERVICING PROCEDURES

This new style course will enable anyone to really understand electronics by a modern, practical and visual method—no maths, and a minimum of theory—no previous knowledge required. It will also enable anyone to understand how to test, service and maintain all types of Electronic equipment, Radio and TV receivers, etc.

FREE POST NOW
for
BROCHURE

or write if you prefer not to cut page

To: BRITISH NATIONAL RADIO SCHOOL, READING, BERKS. Please send your free Brochure, without obligation, to: *we do not employ representatives*

NAMEBLOCK CAPS

ADDRESS..... PLEASE PW2

NEW MART

Dept: PW2
33 WITHY GROVE, MANCHESTER 4.
 Telephone: DEAnsgate 7710

OFFER A FREE GIFT

OF A BRAND NEW WORLD FAMOUS FISK SOLARSCOPE VALUE TWO GUINEAS WITH EVERY ORDER VALUE FIVE POUNDS AND OVER. THIS UNIQUE INSTRUMENT, WHICH IS A BOON TO SHORT-WAVE LISTENERS, CLEARLY SHOWS THE AREAS OF DAYLIGHT AND DARKNESS ALL OVER THE EARTH AT ANY GIVEN HOUR FOR EVERY MONTH OF THE YEAR.

MINI-MOTORS 3v to 4.5v operation. Ideal for mini-racing cars, models and toys. "Large" (1/8"x1/8"x1 1/2in.); 3/11d. Medium (1 x 2 1/2 x 3/8d); 3/8d. Small (3/16 x 1/8 x 1/8); 3/11d. P. & P. 1/6d. each

TELEPHONES For indoor or outdoor use—permanent or portable. Type "Tele P". Make first class inter-com. Range up to 5 miles. Built-in hand generator for ringing. Ex-Govt.; each in strong wooden case. Perfect (Batteries not supplied). Price per pair £5.10.0. Carr. Paid.

American EES Type: Performance equal to any commercial type up to 25 miles. In leather carry-case with strap, ringing by built-in hand-cranked generator. Approx weight 10lb. Size: 10 x 8 x 3 1/2in. (Batteries not supplied). Repair £9.0.0. Carr. Paid.

SPEAKERS A few items from our range: 12in. ROUND high quality, British. Fitted tweeter cone, 6 Watts—available in 3 or 15Ω. Wonderful value at 29/6d. P. & P. 3/6d. 12in. ROUND, R & A 3Ω—25/6d. P. & P. 3/6d. 13 x 8in. GUITAR SPECIAL. E.M.I. 15Ω 20 Watt. £6.5.0. Carr. Paid. 13 x 8in. With tweeter and 1/2 section cross-over. 10 Watt—3/2—57/6d. P. & P. 2/6d. 3in. ROUND, Best British make. 8Ω—8/6d. P. & P. 1/6d.

TWEETER, 2 1/2in. Black plastic cone, round on Square Frame. E.M.I. 3Ω—12/6d. plus 1/6d. P. & P. A. HORN Speaker, 8Ω 15 Watt, 9 x 9in. Swivel mounting brackets. £5.5.0. Carr. Paid. Many other sizes and types available from 2in.

REMOTE CONTROL TWO-IN-ONE EXTENSION SPEAKER In addition to providing an extension speaker, two independent knobs control volume in extension speaker and also in your radio. T.V., Hi-Fi, Gram, etc. Stereo effect if desired. Complete with 25ft. unshielded cable and full instructions. Easily connected. Handsome cream finish—3 1/2 x 3 1/2in. Complete 27/6d. P. & P. 2/6d.

SELECTED VALVE AND C. R. TUBE OFFER THIS MONTH:

184	4/9	524G	8/9	1U7	9/6	10F3	7/9
185 (DAF)	3/1	6AM6	3/9	ECC82	4/6	10L1	7/-
91)	3/-	6CH6	5/9	ECC83	4/6	12SJ7	3/9
174 (DF	9/1)	6F11	5/9	6X4	3/6	12AK7	3/6
81)	2/3	6RS8	3/-	6X5G	4/-	ECC85	4/6
5T4G	4/8	PCF80	8/9	8/6	1/3	5/9	

C.R. Tube: CU1518 .. 57/8 + 4/6 P. & P. Postage 6d. Per valve.
 C.R. Tube: E.M.I. 3/31 .. 30/- + 4/6 P. & P. 12 valves and over—
 C.R. Tube: E.M.I. /10 .. 30/- + 4/6 P. & P. Post Paid.

INTER-COMM. DE-LUXE 2 WAY. Ideal for offices, workshops, theatres, etc. Highly efficient, safe BABY ALARM. No mains—works off PP3 battery, which lasts for months, obtainable everywhere. Buzzer call system, complete with lead, plugs, battery, in handsome carton. IDEAL GIFT 66/- P. & P. 2/6d.

PICK-UP ARM, Lightweight, with T70 crystal cartridge and styl for L.P. and 78 R.P.M. records on base with rest 27/6d. P. & P. 2/6d.

MICROPHONES Crystal insert, round, lin. dia. 6/6d.—1 1/2in. dia. 7/6. P. & P. 6d. LAPEL type with clip 7/6d. P. & P. 1/- SMALL DYNAMIC HAND/DESK type with 1/2in. 50KΩ. Complete with cable and plug for most recorders, etc. 18/9d. P. & P. 1/3d. DYNAMIC (50KΩ) mike for stand use. Very attractive design with punched chrome finish. Swivel action with stand mounting brackets 48/- P. & P. 2/6d. (suitable heavy base floor stand, telescopic; standard thread: 49/6d. Carr. 2/6d.)

4 TRANSISTOR 3W AMPLIFIER. Size 2 1/2 x 2 1/2 x 1 1/2, 3, 8 or 15Ω output. 9 volt battery operated. Highly sensitive. Price (less battery) 52/6d. P. & P. 1/6d.

VERNIER DIALS—fit standard 1/2in. spindle—approx. 8 : 1 ratio. Marked 0/100 through 180°. Small round 2in. dia.: 10/6d. Large 3in. dia.: 12/- P. Post on either 1/-.

MAINS TRANSFORMERS: 350/0/350, 80mA, 6v and 6.3v at 2A Chassis MTG. 230v or 110v IN Size 4 x 3 x 2 1/2in. 21/- ea. P. & P. 2/- VOLTAGE DROPPING TRANSFORMER: 230v IN, 3.5v, 9v and 12v out at 4 amps. Many uses—finest U.K. make. 3 x 2 1/2 x 2 1/2in. 22/6d. each. P. & P. 2/6d.

RECORD PLAYER DECKS, GARRARD

8RP12	3 speed single player	£4. 5/6	All fitted mono cartridge.
8P25-S	4 speed de luxe single player	£8.19.6	Stereo 10/- extra. Carriage
1000	4 speed auto change	£5.19.6	£4.5/- on all types, but price includes free gift.

Finest Quality British made MYLAR Recording Tape. Fully Guaranteed.
 3in. 225 Message .. 5/- .. 5 1/2in. 1200ft Long Play .. 12/6
 5in. 600 Standard Play .. 8/6 .. 7in. 1800ft Long Play .. 18/6
 5in. 850 Standard Play .. 11/6 .. 5in. 1200ft Double Play .. 15/-
 7in 1200 Standard Play .. 14/6 .. 5 1/2in. 1800ft Double Play .. 22/6
 5in 900ft Long Play .. 11/3 .. 7in 2400ft Double Play .. 25/-
 P. & P. 1/- per reel. Four reels and over post paid. N.B.—MYLAR based recording tape is of infinitely superior quality and far stronger than Acetate base tape.

TRANSRECEIVERS. (Not for use in G.B.) Intermediate model, complete with extending aerials, batteries instructions. Really excellent results. For pair £8.15.0. P. & P. 5/- including free gift.

MULTI-TEST METER. Pocket size—4 1/2 x 3 1/2 x 1 1/2in. 20,000Ω p.volt. D.C. Volts (20,000 P.V.) 0/5/25/250/500/2500 D.C. Current 0-50 microamp. 2.5mA/250mA

M.C.H. Volts (10,000 P.V.) 0/10/50/100/500/1000 Resistance: 0/6kΩ-0/6 megohms Capacity: 10μF to .001μF/.001μF to .1μF Decibels: -20 to +22dB. COMPLETE with batteries, instructions, leads 72/6d. P. & P. 1/6d. Other types available from 37/6d.

TRANSISTORS: Some popular types from our range:—OC44 & OC45 3/6d. ea. OC71 2/9d. OC72 3/6d. OC81 & OC81D 3/- ea. OC169 3/6d. OC170 3/6d. AF17 4/-, OC23 7/6d. GET 8 5/9. General purpose (Approx. OC71) 1/- ea. Postage 6d. up to 3. Over 12 sent P. & P. paid.

R.F. FIELD INDICATOR. Ideal for use with radio controlled models. Checks radiation from existing antenna. Tunes 1 to 250 MC in 5 bands. Sensitive 200mA meter movement. 5 section plug-in aerial. Phone jack and crystal earpiece for monitoring. No battery required. Powerful magnet for attaching to metal surfaces. Complete with instructions. 47/6d. P. & P. 2/6d.

TERMS. Cash with order—No C.O.D. Orders totalling £5 and over sent carriage paid (excepting Record player decks and Transreceivers where carriage is shown). Guaranteed money refunded if good returned perfect within 7 days of despatch.

REMEMBER THE NOVEL FREE GIFT EXCLUSIVE TO US!

Callers welcome—Very many more lines to choose from. Open 9.30 a.m.—6 p.m. Mon.—Sat.

OLRUS ELECTRONICS LTD. PAD 1515 9 Norfolk Place (off Praed St.) London, W.2

FACTORY NEW FULLY GUARANTEED

Valves—Transistors—Diodes—Zener

DAF91	4/8	GZ34	10/-	68N7GTR	7/-	AF139	15/-	0AZ204	8/6	OC59	19/6
DAF96	6/8	PC86	11/-	6V8GT	6/6	AF186	15/6	0AZ203	8/6	OC60	17/6
DF91	3/-	PC88	11/-	6X6GT	6/6	AFY19	22/6	0AZ204	8/6	OC65	22/6
DF96	7/-	PC97	7/6	6X6GT	6/6	AFZ11	17/-	0AZ205	8/6	OC66	25/-
DK91	5/6	PC84	6/-	2510GT	6/6	AFZ12	12/6	0AZ206	8/6	OC70	4/-
DK92	8/-	PC89	11/-	30L15	10/-	ASV26	10/-	0AZ207	8/6	OC71	4/-
DK96	7/-	PC189	11/-	30PL12	10/6	ASV28	6/6	0AZ208	8/6	OC72	5/-
DL92	5/-	PCF80	7/6	30FL14	11/-	ASZ20	7/6	0AZ209	8/6	OC73	7/6
DL94	5/9	PCF86	8/6	30L15	11/-	GET20	10/-	0AZ210	8/6	OC75	6/-
DL96	7/-	PC182	7/6	30P12	9/-	GET102	6/-	0AZ211	8/6	OC76	5/-
DY86	6/4	PC183	8/6	30P19	13/-	GET103	4/6	0AZ212	8/6	OC77	7/-
EBC41	7/6	PC184	7/6	30PL12	12/6	GET105	8/6	0AZ213	8/6	OC78	5/-
EBC81	6/3	PC185	9/6	30PL13	12/-	GET113	5/-	0AZ222	8/6	OC78D	5/-
EB90	4/3	PC186	8/6	3518GT	6/6	GET114	4/4	0AZ242	4/6	OC81	5/-
EBF89	6/9	PL36	9/-	3Z5GT	5/6	GET115	9/-	0AZ245	4/6	OC81D	5/-
ECC81	4/-	PL81	7/6	5016GT	6/6	GET116/12/6	6/6	0AZ246	4/6	OC81M	5/-
ECC82	5/-	PL82	6/6	AC107	10/-	NKT213	6/-	0AZ247	4/6	OC81DM	5/-
ECC83	5/6	PL83	6/6	AC126	8/6	NKT216	7/6	0AZ290	9/6	OC81Z	5/-
ECC85	5/-	PL84	6/6	AC127	7/6	NKT251	9/-	0AZ291	9/6	OC82	6/-
ECC80	7/-	PL500	13/6	AC127Z	9/6	NKT255	8/6	0AZ292	9/6	OC82D	5/-
ECH35	10/6	PY32	8/6	AC128	6/6	NKT304	8/-	OC16	20/-	OC83	5/-
ECH42	9/-	PY82	8/6	AC176	7/6	NKT403		OC19	7/6	OC84	6/-
ECH81	5/8	PY81	6/6	ACV17	8/6			OC22	10/-	OC122	15/6
ECH84	8/10	PY83	6/6	ACV18	5/6	OA5	4/-	OC23	12/6	OC139	7/6
ECL86	7/-	PY88	7/3	ACV19	6/6	OA7	4/-	OC24	17/6	OC146	9/6
ECL82	6/3	PY88	7/3	ACV20	5/-	OA10	3/-	OC25	9/6	OC159	5/-
ECL86	9/-	UBC41	7/6	ACV21	6/-	OA47	3/-	OC26	7/6	OC170	5/-
EP80	5/-	UBC81	7/6	AD140	16/-	OA70	2/-	OC28	12/6	OC171	6/-
EP86	6/3	UCC85	6/6	AD149	16/-	OA78	2/6	OC29	15/-	OC200	7/6
EP183	6/4	UCH42	8/6	AD161	21/-	OA79	2/6	OC35	12/6	OC291	11/6
EP184	6/4	UCH81	6/3	AD162	11/-	OA81	2/6	OC36	12/6	OC292	13/6
EL34	8/6	UCL82	7/3	ADT140	15/-	OA83	3/-	OC41	6/-	OC293	10/6
EL41	8/6	UL41	8/6	AF102	18/6	OA86	4/-	OC42	5/-	OC294	15/6
EL84	4/9	UL84	6/3	AF114	6/6	OA90	2/6	OC43	9/-	OC295	15/6
EM84	7/-	UY85	5/8	AF115	6/6	OA91	2/6	OC44	5/-	OC296	22/6
EY71	7/-	U25	9/6	AF116	6/6	OA95	3/6	OC44M	5/6	ORP12	8/6
EY86	6/6	U26	8/6	AF117	5/-	OA200	3/3	OC45	4/-	ORP60	5/-
EZ40	7/6	5U4GB	6/6	AF118	12/6	OA32	4/3	OC45M	4/-	18202	4/6
EZ80	5/-	5Y3GT	5/-	AF124	9/-	OA210	7/6	OC46	5/6	28012	20/-
EZ81	5/-	5Z4GT	8/-	AF125	8/6	OA211	9/6	OC47	7/6	28012A	25/-
EZ90	4/-	6P23	10/-	AF126	8/-	0AZ200	11/6	OC57	18/-	28013	20/-
GZ32	10/-	6L6GB	7/6	AF127	8/-	0AZ201	11/6	OC58	17/6		

C.W.O. only P. & P. 2/- in £ 1/- minimum
 METAL WORK—PANELS—CHASSIS
 For P.W. P.E. Constructional Projects

CEECO proudly offers IDEAL GIFT



A new Fully Transistorised 10 watt Pre-Amp and at a sensible price

- ★ STEEL Cabinet (with ample room for you to add-on stages AM/FM, etc.) } FREE with the following:
- ★ 10 watt Hi-Fi Pre-amplifier and power amplifier
- ★ Volume, Tone and Treble Controls
- ★ Metal Knobs (Silver pointer marked)
- ★ Professionally designed Front Panel (Silver)
- ★ Operating/Instructions booklet
- ★ Ready built and tested (in our free cabinet)

ONLY £6.19.6

Postage/Ins./parcel and packing charges Extra, 25/-
 Power supply for the same available separately. Price list on request.

P.O./Cheques with orders. Write to
 CEECO, 1a CARLYLE ROAD, CAMBRIDGE

Wide Range Signal Generator

—continued from page 759

receiver will respond if tuned to the same frequency. But there is no response if the generator is tuned to multiples of the receiver frequency. So the fundamental frequency is the first one causing a response if the generator is tuned from a high frequency downwards.

HARMONIC STRENGTH

Harmonics grow progressively weaker. With a sensitive receiver, 1Mc/s harmonics may be heard up to 30Mc/s or higher, while 100kc/s harmonics can be tuned in up to about 5Mc/s.

With a t.r.f. receiver, any response will be at

the generator frequency, or multiples of this frequency.

When using a superhet, various spurious responses arise. They can usually be identified because they are weaker. Second channel effects are heard at a frequency which corresponds to an error of *intermediate frequency* $\times 2$ (940kc/s for an i.f. of 470kc/s). This is likely to be noticed at high frequencies, but not at medium or low frequencies.

Weak spurious responses also arise from receiver-oscillator harmonics beating with the generator signal. This is also usual.

VRI is used to adjust signal strength as required, but ceases to be wholly effective at high radio frequencies. This is unavoidable with a simple potentiometer. Enough signal is often secured merely by placing an unscreened generator output lead near the receiver aerial.

TESTING and ALIGNMENT PROCEDURES

The wide range signal generator can be used for many purposes, such as the quick location of faulty stages in audio amplifiers, or complete receivers. If an audio amplifier gives no results, for example, the source of the fault can often be found quickly by injecting an a.f. signal. A typical two-stage amplifier is shown in Fig. 6.

With battery-operated valve receivers, or those having heater and h.t. from a transformer, a direct connection can be made to the chassis or earth line at A by clipping on a lead from the generator earth, or coaxial outer conductor. With a.c./d.c. or other sets alive to the mains, first check that the chassis goes to mains Neutral. Also include an isolating capacitor in the earth mentioned.

AUDIO STAGES

Then set the generator to give an audio output, and feed it into point B. If the signal is not heard, the output transformer or speaker is defective or disconnected.

If the signal is heard, transfer the generator prod to C. If there is a considerable increase in volume, the output stage is obviously working. Then transfer the prod to D. If the signal disappears, the coupling capacitor or connections here are defective.

Should output be obtained from injecting at D, take the prod to E. Volume should again increase greatly, if the triode amplifier stage is functioning correctly. Then take the prod to F. If the signal disappears, the $1M\Omega$ volume control or a connection to it is suspected. If results are in order, move the prod to take in any pick-up or other lead included.

Thus, the method is to work backwards stage by stage, until results cease. The last part of the circuit just introduced is then faulty. When the faulty stage is found, a meter is generally brought in to check resistors and other items in the defective stage. Generator output is reduced as necessary with the output control. Pre-amplifier and other stages can be dealt with in the same way.

I.F. CIRCUIT TESTS

Exactly the same method can be used to locate a faulty stage in an intermediate frequency amplifier, the generator being adjusted to deliver modulated r.f. at the intermediate frequency. With many receivers the i.f. is around 470kc/s. First test the audio amplifier as described, if necessary. Audio is also injected at points A and B, Fig. 7, to check the anode coupling capacitor. Then inject audio at C, D, E and F in turn, to check the triode section of the double-diode-triode, grid capacitor, potentiometer and $33k\Omega$ diode filter-resistor.

Modulated r.f. can now be injected at G, and the generator tuning swung around the i.f. Output at one frequency shows that i.f.t.2 is in order. Lack of output shows this component, or connections, to it, are faulty.

With output obtained, move to point H, to check the i.f. stage. Output should be much increased. Taking the prod to I tests i.f.t.1. Results should also be obtained with a signal at the i.f. injected at J.

When a faulty stage is found, a meter test will show if normal voltages are present. If not, the connection or resistor in circuit should be checked.

I.F. ALIGNMENT

With a new home built receiver, set the generator at the specified intermediate frequency (modulated). Should the i.f.t.'s. be pre-aligned or not badly off tune, inject at J and adjust their cores for best results.

If the cores are badly off tune, often it is necessary to inject at G and tune i.f.t.2, then at I and deal with i.f.t.1. Afterwards inject at J (to remove stray capacity from i.f.t.1) and re-adjust both i.f.t.1 and i.f.t.2.

R.F. STAGES

If a defective receiver has been tested as far as I and J, Fig. 2, this shows that the i.f. and a.f.

sections are working. Modulated r.f. of the frequency to which the receiver is tuned can then be injected at J. Lack of results shows that the mixer stage is defective. Moving the prod to K (with results from injecting at J) allows the individual coils to be checked.

When an r.f. amplifier is present, this can be checked with the appropriate r.f., exactly as with the aerial circuit of the mixer, Fig. 7.

To align aerial and oscillator circuits of a newly made receiver it is usually convenient to set band coverage, adjust the aerial circuit to agree, then trim and adjust cores for best sensitivity. For a typical medium waveband of about 550-1500kc/s this could be done as follows:

- (1) Switch to medium waves, inject 1500kc/s at aerial and adjust oscillator trimmer for correct dial reading.
- (2) Roughly adjust aerial trimmer for best results.
- (3) Inject 550kc/s and adjust oscillator coil core for correct dial reading.
- (4) Roughly adjust aerial core for best results.
- (5) Inject at 1300kc/s, and adjust oscillator and aerial trimmers for best sensitivity.
- (6) Inject at 750kc/s and adjust oscillator core and aerial core for best sensitivity.

Steps (5) and (6) are repeated until no further improvement can be obtained. The actual trimming point (5) and tracking point (6) will vary somewhat in actual receivers, but are generally a little clear of the extreme ends of a band. At these steps the oscillator trimmer and core need not be altered unless a compromise is needed with the accuracy of dial readings.

Any r.f. stage coils can be dealt with in the same way as the mixer aerial coils, Fig. 7. With completely separate coils for each waveband, deal with each band individually, afterwards checking all bands. With long/medium wave coverage by dual-band coils or ferrite aeriels, it is usually necessary to adjust medium waves first.

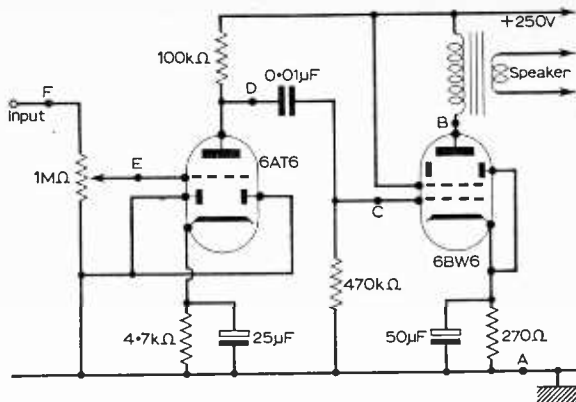


Fig. 6: Test points on a typical audio amplifier.

OUTPUT INDICATION

If tuning is by ear, keep the generator output as low as possible for final adjustments, with the receiver audio gain at maximum. Otherwise the any a.g.c. circuits will mask the effect of adjustments.

An audio output meter is often handy. The simplest comprises a crystal diode in series with a multi-range meter, which is connected across the output transformer primary or secondary. Set the meter to a suitable d.c. range. Some meters can be used without the diode by switching to an a.c. range.

It is sometimes convenient to adjust tuning or i.f.t.'s. for minimum anode current in an a.g.c. operated stage. To avoid interrupting permanent wiring, a multi-range meter can be clipped across one of the cathode resistors in Fig. 7. Either 2.5, 5 or 10V range is usually satisfactory, according

—continued on page 773

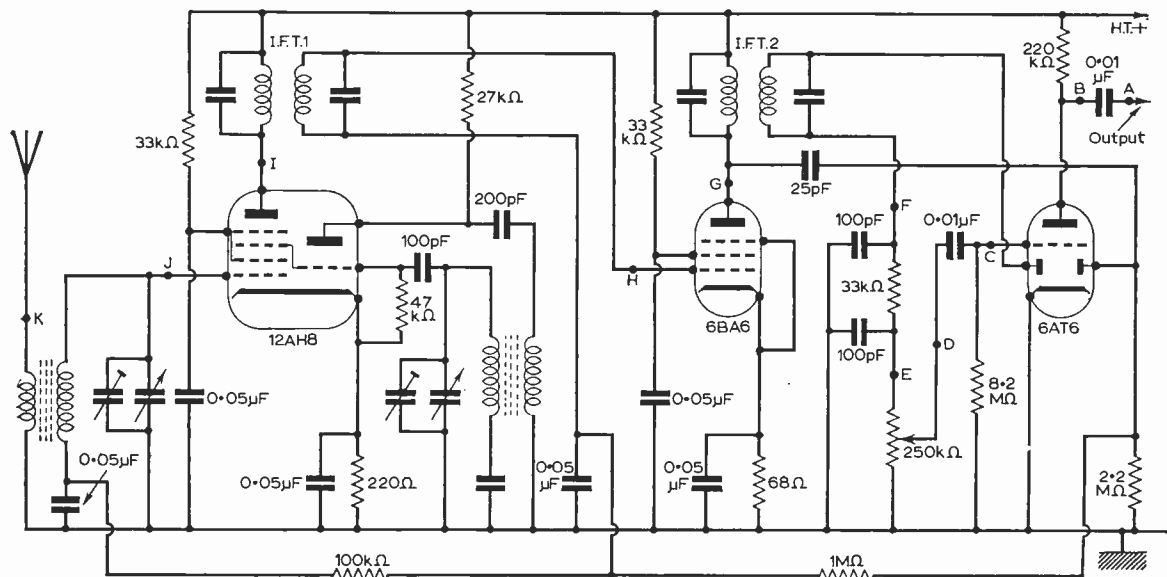


Fig. 7: Test points on a typical radio receiver. See text for details.

RADIO • HI-FI • COMPONENTS • TEST EQUIPMENT

ALL ITEMS SENT POST FREE

TT.144 DYNAMIC TRANSISTOR TESTER

Tests in-circuit or out of circuit. Identifies PNP and NPN types. Indicates electrode open circuits, short circuits and current drain. Complete with instructions. **£4.10.0**



TT.145 DE-LUXE TRANSISTOR DIODE TESTER

MULTI METERS
 T.20A 1,000 o.p.v. £2.15.6
 TK.26 1,000 o.p.v. £2.15.6
 EP.10K 10,000 o.p.v. £4.17.8
 EP.10KN 10,000 o.p.v. £5.8.0
 EP.20K 20,000 o.p.v. £5.19.8
 EP.20KS 20,000 o.p.v. £8.8.0
 EP.30K 30,000 o.p.v. £7.19.8
 EP.30KN 30,000 o.p.v. £9.0.0
 EP.50KN 50,000 o.p.v. £11.19.8
 EP.100KN 100,000 o.p.v. £14.19.8



TE-188. RF SIGNAL GENERATOR

A stable wide range signal generator with a range of 120 Kc/s-260Mc/s on 6 bands. Features a large 4 1/2 in. vernier tuned, etched circular dial for easy accurate frequency adjustments. Complete with instructions. **£20.15.0**

TE190. SINE SQUARE WAVE AUDIO GENERATOR

SINE WAVE: 20-200,000 cps in four bands.
 SQUARE WAVE: 60-30,000 cps. Input impedance 0-5,000 ohms. Especially designed for Hi-Fi Radio and TV Service men who require a dependable instrument. **£21.19.6**

RF. 40 RF FIELD INDICATOR

Broad tuning covers 1-250 Mc/s in five calibrated bands. Can also be used as frequency checker. Detects undesired radiation or spurious frequencies. RF is measured on an accurate 200 µA panel meter. **£4.10.0**

TAPE HEAD DEMAGNETIZER MODEL TD. 79

Compact, easy to handle. Will remove magnetism from tape heads permitting improved recordings. Reduces harmonic distortion and noise level. 35/8. Also Two Probe version: TD.109, 38/8



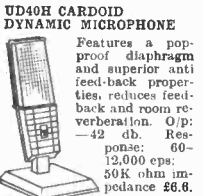
LA9P. AC ELIMINATOR

with a double wound step down transformer to operate 9v Radios, etc., from AC Mains. **£1.8.6**



SR165. ALL BAND COMMUNICATION RECEIVER

This entirely new professional type communication receiver features frequency coverage of 535 Kc/s-30 Mc/s for complete general coverage. In particular ham bands are arranged in the same calibration scale, so that the band switching can be accomplished rapidly. **£48.0.0**



UD40H CARDIOD DYNAMIC MICROPHONE

Features a pop-proof diaphragm and superior anti-feed-back properties, reduces feedback and room reverberation. O/p: -42 db. Response: 60-12,000 cps; 50K ohm impedance £6.0.



DM31C CARDIOD DYNAMIC MICROPHONE

Superb quality with ball head for distributed cardiod frontal pick-up. Output: -52db. Response: 40-15,000 cps. Impedance 50K ohm. **£7.7.0**



DM24HL

A goose-neck dual impedance microphone 600 ohm - 50K ohm. Response: 50-11,000 cps. **£6.6.0**

EAGLE SA100. 10W INTEGRATED STEREO AMPLIFIER



A compact, versatile integrated unit for monaural or stereophonic reproduction from record player, tape recorder and tuner. Power output 5 watts per channel. Frequency response 40-20,000 c.p.s. **£18.0.0**

EAGLE AFM100. AM-FM TUNER

Combines a host of advanced features that easily make it the finest AM-FM tuner in its class. A tuned RF stage on FM, AFC circuit and a heavy 17' metal giving accurate, but effortless tuning, built in AM Ferrite aerial. FM 88-108Mc. **£29.0.0**

MS80. 20W ROSEWOOD SPEAKER SYSTEM

The perfect answer for the music lover who wants full range fidelity in a compact system. Features an 8in. full range high compliance speaker with an output capacity of 30 watts RMS. Frequency response: 30-20,000 c.p.s. Resonant frequency: 30-40 c.p.s. Sensitivity: 97 db/w. Flux density: Over 12,000. Impedance: 16 ohm. Size 14 1/2 in. high x 10 1/2 in. wide x 8 in. deep. **£14.14.0**

As well as this beautifully designed speaker there are two other models MS65. 10 watts RMS at £12.12.0 and MS40 5 watts RMS £8.10.0. All three speakers are finished in magnificent rosewood and the entire cabinet filled with acoustic damping material.





EAGLE PRODUCTS

MAGNETIC STEREO CARTRIDGES

M1007G GOLD Response: 20-20,000 cps Output: 5MV at 1Kc/5cm/Sec. Stylus: 0.5 Mil diamond Tracking Pressure: 1-2.5 grams.	M1007F SILVER Response: 20-18,000 cps Output: 10MV at 1Kc/5cm/Sec. Stylus: 0.7 Mil diamond Tracking Pressure: 2-4 grams.
---	--

£6.12.6 **£5.14.6**

As reviewed in *Hi-Fi News* Sept. 1965. Both feature singularly smooth reproduction and incisive separation of stereo channels



AIWA. TP. 1002.

2-Speed, 4-track mains and Battery Stereo Tape Recorder. The first completely self-contained 2-speed stereo tape recorder, operating on 4 batteries and AC mains. Uses 5in. reels for extra long recording time. Two speeds offer greatest tape economy plus high fidelity recording. Five push-button controls. Stereo inputs are provided for the two microphones and for two high level signals, such as radio, record player, TV, etc. One microphone has start-stop switch for remote control.

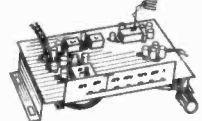
Complete **44 Guineas**
 Also available MODEL TP 712 (Mono), 28 1/2 guineas.

FOR FULL DETAILS OF THESE AND MANY OTHER ITEMS SEND FOR FREE COMPREHENSIVE CATALOGUE. EAGLE NEWS AND ORDER FORM. ALL ITEMS AVAILABLE POST FREE AND COVERED BY 12 MONTHS' GUARANTEE.

CALLERS WELCOME AT OUR HI-FI SHOWROOM


RELDA RADIO LTD

(Dept. P.W.14) 87 Tottenham Court Road, London, W.1.



EAGLE FMT41. FM TUNER

Sub-miniature 6 transistor 3 diode F.M. Tuner. Covers 88-108 Mc. Operates from 9-volt battery, micro miniature circuit giving brilliant FM reception. Ready to use, simply connect to your Hi Fi amplifier. Instructions supplied. **£8.10.0**




MCK.2. MORSE CODE KIT


Two station Morse code kit supplied with instructions, 50ft. of connection wire and Morse code **£2.2.0** charts.

H.T. 20 Rectangular Horn Tweeter

Ideal for 2-way and 3-way speaker systems ensuring smooth and clear reproduction. Output 20 watts. Impedance 16 ohms. Response 1,500-15,000 cps. **£4.2.6**




CROSSOVER NETWORK CN23. 3Ω 2 way 14/8. CN216. 16Ω, 2 way, 14/6.



ALL TRANSISTOR MONO & STEREO PRE AMPLIFIERS

Provide extra stage of amplification for use with magnetic cartridges, tape and microphone inputs. Both models feature wide band pass range, 20-20,000 cps. As reviewed in *The Gramophone*, Dec. 1966.
 PRE 301 MONO **£4.12.8**
 PRE 302 STEREO **£5.15.0**



WI-2. TRANSISTORISED WIRELESS INTERCOM

No wires, no installation needed, simply plug them into AC power point and talk. Units have press-to-talk lock switch and on-off volume control. Ideal intercom or Baby Alarm for home, office. **£14.12.0** Complete.

DP303. DOOR PHONE INTERCOM

Ultra sensitive transistorised intercom designed so that you may answer the door from within for greater convenience and safety. **£4.12.6** Other intercoms available.

WIRELESS MICROPHONES

WM909 (as illustrated) Pocket FM Wireless transmitter complete with tie-pin microphone. Transmits clearly up to 100 yds. and is fully tunable over the entire FM band. Simply used with an FM radio or tuner. **£14.0.0**

WM908

Also available **£21.0.0**
 Professional stick type FM Wireless Microphone. These cannot be operated in U.K.





SOLDERING INSTRUMENTS

With re-styled nylon moulded handles

- SEVEN SIZES from 10 WATTS to 55 WATTS
- REPLACEABLE BITS, COPPER & PERMATIP
- EXCELLENT TEMPERATURE REGULATION
- COOL, UNBREAKABLE HANDLE
- RAPID HEATING
- SIMPLE SERVICING
- ALL VOLTAGES
- LOW COST



LITESOLD instruments are compact and nicely balanced. Bits are spring-collet mounted for firmness and easy removal. Copper bits are standard, in sizes from $\frac{3}{32}$ " to $\frac{1}{32}$ " dia. PERMATIP bits are slightly slower, but eliminate bit face wear. LITESOLD elements are encased in specially pre-oxidised wire for constant temperature regulation from new—less glamour but honest design, also apparent in the simple, unbreakable handle, with the element unit secured by two self-tapping screws (servicing couldn't be easier) and firm, spring-on clip. LITESOLD hollow-spindle construction prevents heat loss into the handle (which DOES stay cool) and improves performance. Useful LITESOLD accessories include HEAT GUARDS for elements, and BENCH STANDS.

Free details of the whole wide range of LITESOLD and ADAMIN soldering equipment in brochure SP10.

LIGHT SOLDERING DEVELOPMENTS LTD.

28, Sydenham Road, Croydon, Surrey

Telephone: CROYdon 8589 and 4559



GOODMANS HIGH FIDELITY MANUAL

A Guide to full listening enjoyment

The Manual is much more than a catalogue of Goodmans High Fidelity Loudspeakers—it contains informative articles, including advice on stereo, special beginners page, and full cabinet drawings. You'll find it interesting as well as informative.

NEW MAXAMP 30 HIGH FIDELITY AMPLIFIER

MAXAMP 30 is a fully transistorised stereophonic High Fidelity Amplifier using Silicon Transistors throughout. It is precision engineered and fullest use is made of printed circuits. It will deliver continuously up to 15 watts of power on each channel and it looks as good as it is. 10 $\frac{1}{2}$ " x 5 $\frac{1}{2}$ " x 7 $\frac{1}{4}$ " £49.10s.0d.

Full specification of the Maxamp 30 is given in the High Fidelity Manual - send the coupon for your FREE copy - or pay an early visit to your Goodmans dealer.

FREE Please send Hi-Fi Manual together with name and address of my nearest Goodmans dealer.

Name

Address

PW2/67

GOODMANS INDUSTRIES
 AXIOM WORKS · WEMBLEY · MIDDLESEX Tel: WEM 1200
 A Division of Radio Rentaset Products Ltd.

YOUR CAREER in RADIO & ELECTRONICS ?

Big opportunities and big money await the qualified man in every field of Electronics today—both in the U.K. and throughout the world. We offer the finest home study training for all subjects in radio, television, etc., especially for the CITY & GUILDS EXAMS (Technicians' Certificates); the Grad. Brit. I.R.E. Exam; the RADIO AMATEUR'S LICENCE; P.M.G. Certificates; the R.T.E.B. Servicing Certificates; etc. Also courses in Television; Transistors; Radar; Computers; Servo-mechanisms; Mathematics and Practical Transistor Radio course with equipment. We have OVER 20 YEARS' experience in teaching radio subjects and an unbroken record of exam. successes. We are the only privately run British home study College specialising in electronic subjects only. Fullest details will be gladly sent without any obligation.

To: British National Radio School, Reading, Berks.

Please send FREE BROCHURE to:

NAME

ADDRESS

..... Please

2.67

BRITISH NATIONAL RADIO SCHOOL

Wide Range Signal Generator

—continued from page 770

to the valve and bias resistor. All trimming, core and i.f.t. adjustments are then directed towards minimum anode current, corresponding to minimum voltage on the meter. Unnecessarily strong signals should not be used.

When a.g.c. is from the i.f. anode, as in Fig. 7, the secondary of i.f.t.2 does not usually peak for maximum a.g.c. voltage (minimum i.f. stage anode current). It should then be peaked for maximum audio output. With some circuits this agrees with a slight *dip* in a.g.c. voltage.

COUPLING TO RECEIVER

For accurate alignment, coupling must be very loose. Enough input may be obtained for final adjustments by placing the output lead near the receiver aerial. Some receivers are supposed to be aligned with particular aerial pads or loads, such as a 400 Ω carbon resistor. Or the aerial trimming can be touched up, if necessary, when the aerial is connected. The generator lead should not be taken directly to any i.f.t. or tuned circuit which is being finally adjusted because the stray capacity will cause errors. Proper trimming tools should be used, not screwdrivers having only an insulated handle.

DIAL CALIBRATION

Tuning scales can be marked up for home built receivers by setting the generator to various frequencies, adjusting the receiver to them, and marking the dial. If the procedure detailed for calibrating the generator originally is noted, there will be little chance of errors from tuning in harmonics, or similar mistakes.

It is sometimes required to calibrate a narrow band on the receiver with great accuracy. This can be done by tuning the generator to a much lower frequency, and multiplying its output by the appropriate figure.

The 80 metre Amateur band provides an example of this method. This band is 3.5-3.8Mc/s. Locate 3.5Mc/s on the receiver by setting the generator to this frequency. Some error, due to visual reading, is most likely, but this 3.5Mc/s point is only temporary. The generator can then be tuned to 100kc/s so that its second harmonic is at zero beat with the BBC Light Programme on 200kc/s. A transistor portable or any convenient receiver can be used for this comparison of generator harmonic and BBC. The generator is now providing 100kc/s to a high degree of accuracy (so long as it remains at zero beat with the Light Programme) and harmonic marker pips will be tuned in at 3.5, 3.6, 3.7 and 3.8Mc/s with the Amateur band receiver, and can be written on its scale.


The upper limit to which low frequency harmonics may be detected depends on the receiver. For normal accuracy, harmonics need not be employed and the generator is tuned directly to the wanted frequency. ■

RECEIVER FOR 144 M/cs

—continued from page 755

slowly with an insulated tool, while checking coverage.

With VR2 near maximum, slowly turn up VR1 from its minimum position. When super-regeneration commences, a loud hiss will be produced. Turning back VR1 a little reduces this hiss, but if VR1 is rotated too far, super-regeneration will cease. With VR1 in the best position, VC1 can be peaked for maximum noise even with no aerial connected. With an aerial on, tuning VC1 should give quite a high noise level. With TC1 nearly open,



Under chassis view of the completed receiver.

resonance with VC1 can be expected around minimum capacity, increasing slightly as VC2 is closed.

When a usable signal is tuned in, the hiss should almost completely cease, and in these circumstances, peaking VC1 for maximum signal strength corresponds to minimum noise. With careful adjustment, very weak signals can be resolved.

If super-regeneration is not satisfactory, it may be worth changing R4 since surplus 6C4 valves seem to vary somewhat. If super-regeneration is absent, reduce R4 slightly in value. Alternatively, slightly increase the h.t. voltage by increasing the value of R10, or reduce the value of R9. On the other hand, should super-regeneration be difficult to control, slightly increase R4 in value, or reduce the h.t. voltage.

For a range of some miles, a vertical $\frac{1}{4}$ -wave aerial will do. This is about 19in. long. Signal strength at other than short range will be much improved by using a dipole. It may be wire supported from convenient points, or attached to insulators on a strip of wood, or self-supporting rods. The overall length is about 38in. In view of the very small size, a simple "X" or "H" aerial is also easily constructed, but some means of rotating it will then be needed. Various ready made or adjustable aeriels, and multi-element aeriels giving increased signal strength, can be obtained. At first, a dipole may be preferred. This is less effective, but has little directivity, so signals can be picked up from all directions. ■

PULSE COUNTING VHF RECEIVERS

DURING the past few years a number of circuits have been published describing the detection of f.m. signals using pulse counter discriminators. The purpose of this article is not to go over the already well trod ground of theoretical considerations, but to put forward a practical front-end. Figure 1 shows in block form the various stages needed for a pulse counting type of v.h.f. receiver.




Fig. 1: Block schematic diagram of a pulse counting type of v.h.f. receiver.

Most of the circuits that have already been published employ crystal controlled oscillators in the front ends. These come rather expensive for the amateur—and for that matter the author. However, a circuit employing an autodyne frequency changer was located and found to be successful. This is shown in Figure 2.

FREE RUNNING OSCILLATOR

In simple terms, the autodyne frequency changer mixes the incoming signal with oscillations generated within the valve itself to produce an intermediate frequency. One of about 150 kc/s is required and is obtained fairly easily, since the bandwidth of most f.m. transmissions is in excess of this. As far as the operator is concerned, it's

The circuit shown in Figure 2 hooked-up to a direct-coupled amplifier worked first time and gave a good account of itself on all three v.h.f. sound transmissions put out by the BBC.

A small amount of drift did occur during the initial warming-up period but subsequently the oscillator held very firmly. The degree of oscillation controlled by VR1 is critical and may require a little patience to find the optimum point of working, but once set it can be forgotten.

It is possible that the oscillator could set up interference with neighbouring sets, although no trouble has been experienced in this direction by the author. Should this occur, a buffer r.f. amplifier ought to be fitted to isolate the oscillator from the aerial.

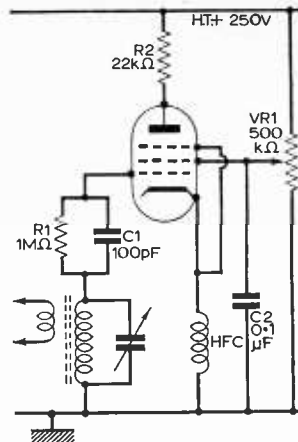


Fig. 2: Autodyne frequency changer.

PROTOTYPE CIRCUIT

For the sake of completeness, the original prototype circuit is shown in Figure 3. From a quick glance, one can see inexpensive EF91 valves have been used and tuned circuits have been kept to a minimum.

The inductance which may cause a little trouble is the main tuning coil. The author used a quarter-inch former, with an iron dust core, upon which he wound six turns of 20 s.w.g. enamelled copper

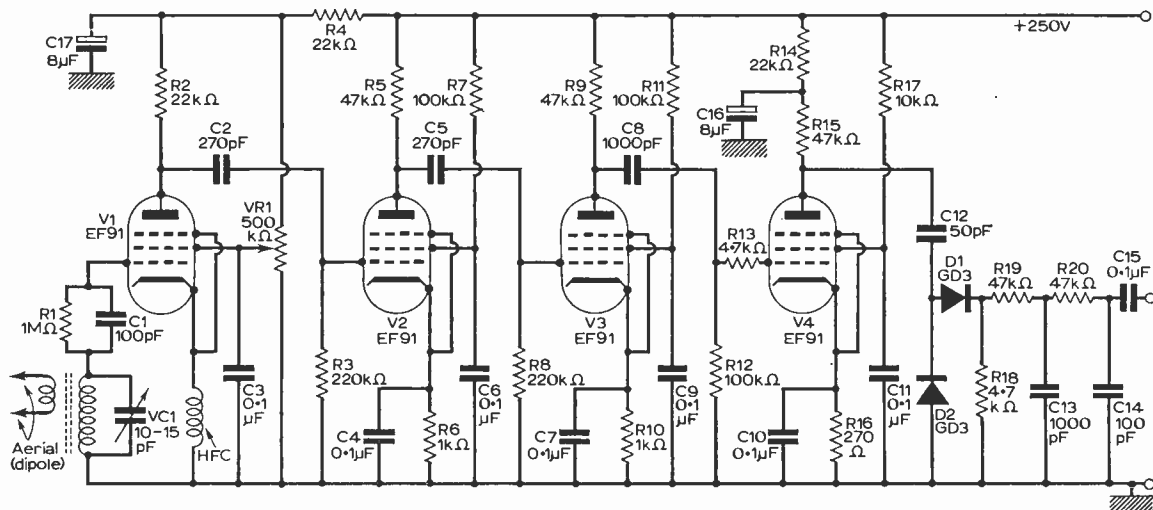


Fig. 3: Complete circuit of a pulse counting type of v.h.f. tuner.

a matter of de-tuning to one side of the centre frequency. It is, of course, much easier to tune-in a receiver with a slow-motion drive. The reason for selecting a low i.f. is that one can employ direct coupled amplifiers and dispense with all the usual tuned circuits.

wire. Due to the stray capacities, which play such an important part at these frequencies, it may be necessary to experiment by adding an extra turn or subtracting one to obtain the correct coverage. The r.f. choke in the cathode of V1 has a value of 1.5mH.

D. V. Debbage ■

DE LUXE PLAYERS

4-Speed Players 8-tone Cabinets 17 x 16 x 8 1/2 in. High flux loudspeakers and High Quality Amplifiers ready built. Quality output. Volume and Bass controls. Special instructions enable assembly in 30 minutes, only 5 wires to join. 12 months' guarantee.



TO BUILD YOURSELF

PORTABLE CABINET
As illustrated to fit standard Player **69/6**
3 WATT AMPLIFIER.
Ready made assembly. With UCL82 triode pentode and valve **59/6**
SINGLE PLAY UNITS
BSR G77 £4.10.6
Garrard SRP18 £4.10.6
Garrard SP25 £10.10.6
Philips AG1016 £12. 9.6
Garrard A70 £19. 9.6
Garrard LAB80 £24.10.6
Garrard 401 £29.10.6
Garrard Teak Wood Base WB1 Ready out for mounting. 1000, 2000, 3000, SP25, AT760. **72/6**

SUPERIOR AMPLIFIER
Ready made and tested. Guaranteed better sound. Fully isolated AC Mains Transformer 4 watt output. ECL86 triode pentode valve. Volume and tone controls with knobs. Quality Loudspeaker **89/6**
AUTOCHANGE UNITS
BSR Superdim £4.10.6
Garrard 1000 £5. 9.6
Garrard 2000 £6.10.6
Garrard 3000 £8. 9.6
Garrard AT90 with diecast turntable £10.10.6
Garrard Teak Wood Base WB1 Ready out for mounting. 1000, 2000, 3000, SP25, AT760. **72/6**

INTEGRATED STEREO AMPLIFIER. 4 watts per channel. A splendid example of functional design and value. Gold enamel cabinet size 7 x 3 x 8 in. 200/250v. AC. Separate Gram and Tuner inputs. Self-contained pre-amp and all controls. **£9.19.6**

Q MAX CHASSIS CUTTER

Complete: a die, a punch, an Allen screw and key
1in. 14/6 1in. 15/9 1 1/4in. 18/- 1 1/2in. 20/6 2 1/4in. 37/9
1in. 14/9 1in. 18/- 1 1/4in. 18/8 1 1/2in. 22/6 2in. 44/8
1in. 15/6 1 1/4in. 18/- 1 1/2in. 20/- 2in. 34/8 1in. sq. 31/8

BARGAIN XTAL PICK-UP ARM COMPLETE
ACOS LP-78 Turnover Head and Styl 20/-; Stereo 30/-; SPEAKER FRET Tysan various colours, 52in. wide from 10/-; 28in. wide from 5/-; 11. Samples S.A.E.
EXPANDED METAL Gold or Silver 12 x 12in. 6/-
NEW GARRARD GRAM MOTORS 100-130v. A.C. 15/- pair for 200/250v. (in series), or 10/- each (Post Free).

FULL WAVE BRIDGE SELENIUM RECTIFIERS:
2, 6 or 12v. outputs, 1 1/2 amp. 5/9; 2 a. 11/3; 4 a., 17/6
CHARGER TRANSFORMERS P. & P. 2/6 Tapped 200/250v. or for charging at 2, 6 or 12 v., 1 1/2 amp., 15/6; 2 amps., 17/6; 4 amps., 25/-; Circuit included. Amp meter 5 amp., 10/6.

MOVING COIL MULTIMETER TK 25. 0-1,000 v. A.C./D.C. ohms 0 to 100k. etc. **47/6**
MOVING COIL MULTIMETER EP10K. 0-1,000 v. A.C./D.C. ohms 0 to 3 meg. etc. **79/6**
MOVING COIL MULTIMETER EP20K. 0-2,500 v. D.C. 50,000 ohms per volt. 0-1,000 v. A.C. Ohms 0 to 6 meg. 50 Microamps full scale. **99/6**

NEW MULLARD TRANSISTORS

OC71 6/-; OC72 7/6; OC81D 7/6; OC81 7/8; AF115 10/6;
AF114 11/-; OC44 8/-; OC45 8/-; OC171 9/-; OC170 8/6;
AF117 9/6. OC26 12/6; Transistor Holders 1/8.

ARDENTE TRANSISTOR TRANSFORMERS
D3035. 7.3 CT : 1 Push Pull to 3 ohms for OC72, OC81. 11/-
D3034. 1.75 : 1 CT. Push Pull Driver for OC72, OC81. 11/-
D3058. 11.5 : 1 Output to 3 ohms for OC72, OC81. 11/-

TRANSISTOR MAINS ELIMINATORS
Famous "Power-Mite" 9 volt. Same size as PP9 45/- battery. Fully smoothed, full-wave circuit.

WEYRAD P50 - Transistor Coils

RA2W 6 in. Ferrite Aerial with ear coil. 12/6
Osc. P50A1C 12/6
470 k/tes L.F.P50/2CC. 5/4
3rd L.F. P50/3CC. 6/-
Space Cores. LEDT4. 9/6
Driver Trans. PCA1. 9/6
J.B. Tuning Gans. 10/6
Weyrad Booklet. 2/-

VOLUME CONTROLS
Long spindles. Midget Size 5 K. ohms to 2 Meg. LOG or LIN. L/8 3/-. D.P. 5/-
STEREO L/8 10/6. D.P. 14/6

80 Ohm Coax 6d yd.
Semi air-spaced Cable 40 yd. 17/6. 60 yd. 25/-
FRINGE LOW LOSS. 1/6
Ideal 825 lines. yd.

COAXIAL PLUG 1/2". PANEL SOCKETS 1/4". LINE SOCKETS 2/4". OUTLET BOXES, SURFACE OR FLUSH 4/6.
BALANCED TWIN FEEDERS 6d. yd. 80 or 300 ohms.
TELESCOPIC CHROME AERIAL. 6in. extends to 23 in. 6/6.

TV REMOTE CONTROL

For Philips 197G111A, 121A, 125A, 142A, 237G111A, 131A, 131A, Stella ST1033A, 39A, 43A, 53A, Cossor CT310A, 21A, CT310A, 21A, 31A. Philips Price 3 gns.
Our Price **12/6** Post Free
Brand New. Includes 11 ft. 2-way cable. Mullard OA81 2 pots, 3 switches, 5 resistors.



STELLA RECORD PLAYER AMPLIFIER

4 watt. 2 stage. 3 to 7 ohm. Neg. feed back. UCL32. UY85. 200-250v. A.C. tapped input. Chassis size 8 x 2 1/2 x 4 in. high. Gold/Walnut knobs. Volume and Tone controls on separate Polished Wood Panel 6 x 2 in. Brand new with makers' guarantee. Bargain price. P. & P. 1/6. **78/6**

NEW TUBULAR ELECTROLYTICS
2/350 .. 2/3 100/25 v. .. 2/-
4/350 v. .. 2/3 250/25 v. .. 2/6
9/450 v. .. 2/3 500/15 v. .. 3/-
18/450 v. .. 3/- 8 x 8/450 v. .. 3/6
32/450 v. .. 3/9 8 x 16/450 v. 3/9
25/25 v. .. 1/9 18 x 18/450 v. 4/3
50/50 v. .. 2/- 32 x 32/350 v. 4/9
CAN TYPES
8/600 v. 9/6
18/600 v. 12/6
18 x 18/500 v. 7/6
32 x 32/450 v. 6/-
50 x 50/350 v. 7/-
64 x 100/350 v. 11/6
100 x 200/275 v. 12/6

PAPER TUBULARS
350v.-0.1 9d., 0.5 1/9; 1 md. 3/-; 2 md. 150v. 3/-
500v.-0.001 to 0.05 9d.; 0.1 1/-; 0.25 1/6; 0.5 3/-
1.000v.-0.001, 0.0022, 0.0047, 0.01, 0.02, 1/6; 0.047, 0.1 2/6.

E.H.T. CONDENSERS. 0.001md. 7kV. 6/8; 20kV. 10/6.
SUB-IMP. ELECTROLYTICS. 1, 2, 4, 5, 8, 16, 25, 30, 50, 100, 250md. 15v., 2/6; 500, 1000md. 15v., 3/6; 2,000md. 25v., 7/-
CERAMIC 500v. 1 pF. to 0.01md. 9d.
SILVER MICA. Close tolerance (plus or minus 1 pF.), 5 to 47 pF., 1/-; ditto 1/0, 50 to 800 pF., 1/-; 1,000 to 5,000 pF., 2/-
TWIN GANG. "0-0" 208 pF. + 178 pF., 10/6; 365 pF., miniaturized 10/-; 500 pF. standard with trimmers, 9/-; 500 pF. midget less trimmers, 7/6; 500 pF. flow motion, standard 9/-; small 3-gang 500 pF. 18/8. Single "0" 365 pF. 7/6. twin 10/-
SHORT WAVE. Single 10 pF., 25 pF., 60 pF., 75 pF., 100 pF., 180 pF., 5/8 each. Can be ganged. Couplers 9d. each.
TUNING. Solid dielectric, 100 pF., 500 pF., 500 pF., 5/8 each.
TRIMMERS. Compression ceramic 30, 50, 70 pF., 9d.; 100 pF., 150 pF., 1/3; 250 pF., 1/6; 600 pF., 750 pF., 1/9.

SPECIAL OFFER! NEW B.A.S.F. TAPE
7 in. L.P. 1,800 ft. (Cat. LGS35) 45/-
7 in. D.P. 2,400 ft. (Cat. LGS26) 70/-
Spare Spools 2/6. Tape Spliers 5/-, Leader Tape 4/6.
Tape Heads: Colaro 2 track 25/6 pair. B.S.R. 4 track 90/6.

MAINS TRANSFORMERS
E.M.I. 230-0-230, 100mA, 6.3 v. 4, 6.3 v. 2 a., 19/6
250-0-250, 80 mA, 6.3 v. 3.5 A. Rectifier 6.3 v., 25/-
1a or 5 v. 2 a.; Ditto 350-0-350 23/6
M.T.510 300-0-300, 120 mA, 6.3 v. 4a. 28/6
MINI-TAP 200 v. 20 mA, 6.3 v. 1 a. 16/6
MIDGET 230 v. 45 mA, 6.3 v. 2 a., 15/6
SMALL 300-0-300 v. 70 mA, 6.3 v. 4 a. 19/6
HEATER TRANS. 6.3 v. 1 1/2 a., 7/6; 6.3 v. 4 a., 10/6
Ditto tapped sec. 1.4 v. 2, 3, 4, 5, 6.3 v. 1 amp., 10/6
GENERAL PURPOSE LOW VOLTAGE. Outputs 3, 4, 5, 6, 8, 9, 10, 12, 15, 18, 24 and 30 v. at 2 a., 25/-
Ditto, 1 amp., 10, 15, 20, 25, 30, 40, 45, 50, 55, 60 29/6
AUTO TRANSFORMERS 0-115-230 volt Input/Output. 60 w. 18/6; 150w 25/-; 500 w. 32/6.

CRYSTAL MIKE INSERTS
1 1/2 x 1/2 in. 6/6; ACOS 1 1/2 x 1/2 in. 8/6; BMS 1 x 1 in. 7/6
TANNOY CARBON MIKE with Switch 5/6
HEADPHONES 2000 ohms 12/6. 4000 ohms 15/-.

1967 GRAM £10.10



Three Wavebands: Five Valves: ECH81, EF89, Long., Med., Short, Gram. EBCC1, EL84, EZ80.
12-month guarantee. AC. 200-250 v. Ferrite Aerial 5 watts 3 ohms. Chassis 13 in. x 7 in. x 5 in. dial size 13 in. x 4 in. Two Pilot Lamps. Four Knobs. Aligned calibrated. Chassis isolated from mains **£10.10.**
DE-LUXE STEREO GRAM CHASSIS. V.H.F. M.W. S.W. 19-50m. S.W. 60-180m. Magic eye, push buttons 6 valve plus rect. Size 15 x 7 1/2 in. **£19.19.0** high.

HIGH GAIN TV. PRE-AMPLIFIER BAND 1 B.B.C.
Tunable channels 1 to 5. Gain 18 dB. ECC84 valve. Kit price 32/6 or 55/- with power pack. Details 6d.
BAND III L.T.A. same price. Tunable channels 7 to 13. Band I or III. Coils and circuit only. 9/6.
B.B.C.2 Super Booster. UHF Transistor Model ready made 75/-

BLANK ALUMINIUM CHASSIS. 18 s.w.g. 2 1/2 in. sides. x 4 in. 5/6; 9 x 7 in. 6/6; 11 x 3 in. 6/6; 11 x 7 in. 7/6; 3 x 9 in. 9/6; 14 x 11 in. 12/6; 16 x 14 in. 15/-
ALUMINIUM PANELS 18 s.w.g. 12 x 12 in. 5/6; 14 x 9 in. 4/6; 12 x 8 in. 3/6; 10 x 7 in. 2/6; 8 in. 2/-; 6 x 4 in. 1/6.


ALL PURPOSE TRANSISTOR PRE-AMPLIFIER
Gain 14.1. 250v. or 9v. input. Ready built with Mu Metal matching transformer for Mikes, Pick-Ups, Tuners. Instructions and circuit supplied. Post Free. **15/-**

THE INSTANT BULK TAPE ERASER AND RECORDING HEAD DEMAGNETISER
Leaflet S.A.E. 200/250 v. A.C. **35/-**



BAKER 12 in. STALWART

The only Hi Fi Speaker available with choice of 3 or 15 ohm models. May be used with any Hi Fi or domestic sound equipment. Max. Power: 15 watts Bass Res. 40/50 ops. Flux. 12,000 gauss. Voice Coil. 1 1/2 in. Response. 45-13,000 ops.
Chassis Solid Aluminium, overall dia. 12 in. Overall depth. . . . 6 in.
Price **5 Gns.** Post Free
(State 3 or 15 ohm)



CATALOGUE S.A.E.
GROUP MODELS FOR VOICALS.
BASS, LEAD and RHYTHM GUITARS
30-10,000 ops. Voice Coils 15 ohms. Heavy Duty.
'Group 25' 'Group 35' 'Group 50'
12in. 5gns. 12in. 8 1/2gns. 15in. 18gns. 25w. 35w. 50w.

LOUDSPEAKERS P.M. 3 OHMS. 2 1/2 in., 3 in., 4 in., 5 in., 7 in. x 4 in., 15/6 each; 8 in., 22/6; 6 in., 18/6; 10 in., 30/-; 12 in., 30/-; (15 ohms 35/-); 10 in. x 3 in.; 8 in. x 5 in. 21/-
E.M.I. Double Cone 13 1/2 x 8 in., 3 or 15 ohm models, 45/-
WAVE-CHANGE SWITCHES WITH LONG SPINDLES. 2 p. 2-way, or 2 p. 6-way, or 3 p. 4-way, 3/6 each. 1 p. 12-way or 4 p. 2-way, or 2 p. 6-way, 3/6 each. Wavechange "MAKITS" 1 p. 12-way, 2 p. 6-way, 3 p. 4-way, 4 p. 3-way, 6 p. 2-way. Prices include click spindles, adjustable stops, spacers, etc., 1 wafer, 10/6; 2 wafers, 15/6; 3 wafers, 18/6; 4 wafers, 24/-; 5 wafers, 28/6; extra wafers, 4/8.
TOGGLE SWITCHES. a.p. 2/-; d.a.p. 3/6; d.p.d.t. 4/-.

DE LUXE TAPE SPLICER. Cuts, trims, joins. **14/6**
For editing and repairs. With 3 blades.
4 CHANNEL TRANSISTOR MICROPHONE MIXER.
Add musical highlights and sound effects to recordings. Will mix microphones, records, tape and tuner with separate controls into single output. **59/6**
2 WAY INTERCOM and BABY SITTER. All transistor. 2-way call buzzer. Desk or wall mounting. Good Volume. For home, office and shop. With **59/6** long leads, battery, etc.

AN TUNER MEDIUM WAVE Three transistor superior. Ready built. Printed circuit. Ferrite aerial. **79/6**
Size 5 1/2 x 3 1/2 in. Ideal for Tape Recorders.

3-WATT QUALITY AMPLIFIER 4 TRANSISTOR
Push-bull. Ready built, with volume control. **75/-**
New Manufacturers: **MULLARD THE BBC-2 AERIALS**
BBC-2 Double Gold Ekt Set Top Model. 22/6
BBC-2 Five Element Loft Model. 32/6
BBC-2 Five Element Outdoor Wall Mounting. 42/6

RADIO BOOKS * (Postage 9d.)
Radio, TV Valves, Diodes, Transistor equivalents 10/6
High Fidelity Speaker Enclosures and Plans 5/-
Transistor Superhet Commercial Receivers 7/6
Mullard Audio Amplifier Manual 8/6
Radio Valve Guide, Books 1, 2, 3, 4 or 5 each 5/-
Practical Radio Inside Out 4/6
Transistor Audio Amplifier Manual 3/6
Shortwave Transistor Receivers with volume control 6/-
Transistor Communication Sets 2/6
International Radio Stations List 2/6
Modern Transistor Circuits, for Beginners 7/6
Sub-Miniature Transistor Receivers 5/-
Wireless World Radio Valve Data 9/6
At a glance Valve equivalents 6/-

RESISTORS. Preferred values. 10 ohms to 10 meg. 1 w., 1 w., 20% 4d.; 1 1/2 w. 8d.; 2 w. 1/-; 3 w. 10% 6d. **HIGH STABILITY.** 1 w. 19% 2/-; Preferred values. 10 ohms to 10 meg. Ditto 5%, 10 ohms to 22 meg. 8d.
5 watt 10% 1/8
10 watt 10% 2/6
15 watt 10% 3/6
10K, 15K, 20K, 25K, 10W. 2/-
MAINS DROPPERS. Midget. With sliders. 0.5 a. 1K, 0.2 a., 1.2 K., 0.15 a., 1.5 K. 6/- each.
WIRE WOUND 100 ohms ft. twin plus resistance 1/ft.

WIRE-WOUND 3-WATT STANARD SIZE POTS. Values 10 ohms to 30K, 3/3.
Carbon 30 K. to 2 meg. 3/3.
VALVE HOLDERS. Int. Oct. 6d. Mazda Oct. 6d.; B7G, B8A, B9G, B9A Moulded 9d. Ceramic 1/-; B7G, B9A cans 1/9. Valve base plugs B7G, B9A, Int. Oct. 2/3.


C.R.T. BOOSTER TRANSFORMERS
for heater cathode short or failing emission. 25% and 50% BOOST. 200/250v. A.C. input. STATE TUBE **15/6**
VOLTAGE REQUIRED. 2 or 6 or 13V. PRICE

BRAND NEW QUALITY EXTENSION LOUDSPEAKER
In tough cream plastic cabinet with 20ft. lead and adaptors. For any transistor radio, intercom, mains radio, tape recorder, etc. 3 to 15 ohm matching. **30/-** POST FREE
Size: 7 1/2 x 5 1/2 x 3 in.



RETURN OF POST DESPATCH Minimum P.P. Charge 1/6 unless otherwise stated. C.O.D. 5/- extra. Full List 1/-.
RADIO COMPONENTS SPECIALISTS 337 WHITEHORSE ROAD, WEST CROYDON
Written guarantee with every purchase. (Export—send remittance and extra postage, no C.O.D.) (Buses 133, 68 pass door). S.R. Stn. Selhurst. Tel. THO 1665

THE AMPLIFIER FOR CERAMIC PICKUPS



222 STEREO AMPLIFIER

There are a number of ceramic pickups capable of giving excellent results with a good amplifier. Our 222 was expressly designed for these pickups. It has all the other facilities you look for in a high fidelity amplifier and a choice of matching FM and AM-FM tuners

222 STEREO AMPLIFIER	£28 15.0
223 AM-FM TUNER	£31. 9.0
224 FM TUNER	£25. 2.3
OPTIONAL CASE, teak and vinyl hide as illustrated. All models	£3.10.0
M5 STEREO RADIO DECODER	£14.10.0

For full details and technical specifications of all models, plus list of stockists, post coupon or write mentioning 1PE/67.

ARMSTRONG AUDIO LIMITED
WALTERS ROAD, LONDON, N.7
Telephone: NORTH 3213



name

address

* 2PW/67


17in.—£11.10.0
3 Star Guarantee
★Tube ★Valves
★Components
Channels for all areas
Carr. 30/-

**TWO-YEAR GUARANTEE
EX-RENTAL TELEVISIONS**



FREE ILLUSTRATED LIST
17"—19"—21"—23"
WIDE RANGE OF MODELS
SIZES AND PRICES
DEMONSTRATIONS DAILY

LATEST RADIOGRAM CABINETS £9.10.0



Superbly made and styled
in Veneered English
Walnut

Lift-up lid to changer and
record storage compartment
Position 8 x 5in. twin Speakers
Dimensions: 40 x 16½ x 15½in.
Legs 1 gn. Carr. 30/-

**TWO YEAR GUARANTEED
TUBES 100% REGUNDED**

14in.—59/6 17in.—79/6
21in. & ALL SLIMLINE TUBES
99/6 Carr 10.6
ADD 10 · OR OLD TUBE

Other Models—Send for List
RECORD PLAYER CABINETS 49/6.
Latest designed covered cabinets.
Takes any modern Autorchanger.
P. & P. 7/6.

TRANSISTOR CASES 19/6 9½ x 6½ x 3½in. P. & P. 2/6.
TV Turret Tuners 2/6. New less valves. Slim models 5/-. Press button models 19/6. P. & P. 2/6

DUKE & CO. (LONDON) LTD.
621/3 Romford Road, E.12 ILF 6001-2-3

BUILD YOUR CIRCUITS ON VEROBOARD

— the Universal Wiring Board —
obtainable from your local Retailer

Retail enquiries to:
NORMAN ROSE (ELECTRICAL) LTD.
8 ST. CHAD'S PLACE, GRAYS INN ROAD, LONDON, W.C.1

Technical enquiries to:
VERO ELECTRONICS LTD., Chandler's Ford, Hampshire

Questions and Answers Series

Q. & A. on TRANSISTORS
Clement Brown

Starting with the properties of semi-conductor materials, this book covers basic transistor circuits, transistors in radio receivers, high fidelity amplifiers and tape recorders and public address equipment. 96 pages. 60 line diagrams.

Q. & A. on RADIO
H. W. Hellyer

Starting with the fundamentals of electricity and sound and radio waves, this manual provides a thorough grasp of the principles of radio and television transmission and reception, with emphasis on modern practical techniques. 128 pages. 70 line diagrams.

Only 8s. 6d. each from all booksellers or in case of difficulty by post, 10s. from Newnes, Tower House, Southampton Street, W.C.2

POWER SUPPLIES

by H. T. Kitchen

SECOND AND FINAL PART

SEPARATE HEATER LINE

There is a limit to the voltage that can be applied to the cathode of a valve when the heater is at chassis potential. In the case of the series regulator valves, the cathodes will be several hundred volts above chassis potential, and any attempt to run the heaters of these valves from an earthed heater supply is doomed to failure as the heater to cathode insulation will break down, leading to premature, and possibly violent, valve failure. It is therefore customary to run the heaters of such valves from a separate heater winding, well insulated from chassis and all points having a PD differing from the cathode. If this separate winding is centre tapped it can be connected to the cathode of the regulator valve. If not, it can be left floating or one side connected to a potential divider across the h.t. supply so that the heater is at or near the same potential, above chassis, as the cathode of the regulator valve. The cathode of the error amplifier will be from 85V to possibly 100V, or fractionally higher, above earth potential, a figure that is within the heater cathode rating of most valves likely to be used in this position, so that a separate heater winding will not be required.

E.H.T. SUPPLIES

The high e.h.t. voltages required by many oscilloscopes cannot always be supplied by voltage multiplying circuits. For instance, a common e.h.t. value is 2kV, and a common h.t. transformer secondary voltage is 350V, so that a X6 voltage multiplier would be necessary. Higher e.h.t. and/or lower transformer voltages would require even more multiplying elements, an uneconomical situation both electrically and financially. Under these circumstances alternative methods have to be adopted. The use of a mains transformer having the requisite voltage output is one possibility, but such transformers are not only expensive but potentially dangerous, in more ways than one. Although the smoothing capacitors rarely exceed 1 μ F, they are capable of delivering a considerable amount of instantaneous power which is measured in joules, a joule being equal to $\frac{1}{2} CV^2$ where C is capacity in farads and V the voltage they are charged to. The initial shock would be severe enough, but unfortunately, in this context, the current delivered by the transformer is sufficiently high to speedily recharge the capacitors. Continued contact with such a supply would cause local burning of the flesh and possibly death. Considerable care *must* be exercised when dealing with such a supply, and it should be carefully discharged before

being handled. The discharging of capacitors by means of a screwdriver should be avoided if at all possible, because the resulting bang is not good for people's nerves—and it certainly isn't good for the capacitor, as it is liable to fracture the dielectric. Instead, capacitors should be discharged by means of a resistor connected across them, values from a few kohms to a few hundred kohms being suitable. It is an excellent idea to fit high resistance bleeder resistors across all high voltage capacitors to automatically discharge them when the supply is disconnected. The working voltage—not current—of such resistors must be adequate. If in doubt, a number of series connected resistors could be used.

R.F. HIGH VOLTAGE SUPPLIES

The use of r.f. e.h.t. supplies have much in their favour, for although the voltage levels are comparable with transformer supplies, the current levels are very much lower. Although the initial shock will be as unpleasant as before, the r.f. oscillator will either cease working or, if it continues working, will do so at a much reduced efficiency. Continued contact with such a supply will therefore be far less hazardous than from a mains transformer supply. The r.f. supply will either consist of two valves, an oscillator and a power amplifier stage, or just one valve functioning as a self-oscillating power output stage, and this is the circuit shown in skeleton form in Fig. 11. The transformer for this consists of three coils, L1, L2, L3, which are usually wound on a Ferroxcube core. L1 and L2 comprise the anode to grid feedback windings which cause the valve to oscillate, L3 is the e.h.t. winding. The inductance of L1 in conjunction with C1 determines the oscillator frequency. The number of turns of L2 and their spacing from L1 determines the feedback voltage which should not be excessive, otherwise severe waveform deformation will occur. The number of turns for L3 determine the e.h.t. voltage. The operating frequency is a matter of compromise. The efficiency of the Ferroxcube transformer falls with decreasing frequency, whilst too high a frequency is liable to cause interference with nearby receivers. It is usual to choose a frequency in the 50kc/s to 100kc/s range and to enclose the e.h.t. unit in a screened box, with adequate decoupled h.t. and heater feeds. The valve must be a power type; EL84, EL34, 6L6 types being commonly used.

The components in a power supply are amongst the hardest working of any and it is therefore essential to devote care when selecting these components and assembling them together.

The smoothing capacitors are often electrolytics,

because these offer a greatly increased capacity, size for size, than paper capacitors, which makes them an attractive proposition where space is restricted. In some other respects they are inferior to paper capacitors, particularly where polarity and internal noise level is concerned. Connecting an electrolytic with reversed polarity or across an AV supply is almost certain to end in the capacitors explosive destruction. The leakage current of electrolytic capacitors is appreciably greater than paper capacitors, but even worse, from some aspects, is that the leakage current is not constant, but varies sporadically—hence the “noisy” capacitor. This current also increases with increasing voltage across the capacitor, with the result that the DV output contains not only a percentage of mains ripple, but also a percentage of capacitor noise. Capacitors that have been stored for any length of time are apt to have a low internal resistance, and will pass excessive current, which causes overheating, if connected across a source of high DV potential. This excessive current/overheating phenomenon is likely to be cumulative, culminating in another explosion. Such capacitors should be “formed” for a short while by connecting them to the DV potential via a moderate resistance of 10k Ω or so. This resistor will limit the flow of current so that the capacitor cannot overheat due to passing excessive current. An interesting way of demonstrating this would be to connect a high resistance (20k Ω /V) voltmeter across the capacitor and note the voltage across it on switching on, and then at fairly frequent intervals. At first the capacitor would pass a fairly heavy current (this could also be monitored by connecting a milliammeter in series with the capacitor) and the voltage would be low. As the capacitor was “formed”, its current leakage would decrease, and the voltage would increase, until a state was reached when the voltage and/or current remained constant. At this stage the capacitor could be considered to be fully formed. The practice of using an expensive multimeter to measure leakage current directly is fraught with danger, because should the capacitor suddenly go s/c or pass an excessive leakage current, the chances are that the meter movement will suffer.

WATCH THE CAPACITOR RIPPLE RATING

One aspect of capacitors that is often overlooked is that in the process of smoothing the pulsating or raw DV from the rectifier, they have to pass what may easily be an appreciable AV current. In this respect, the reservoir capacitor, i.e. the capacitor following the rectifier, has to pass the greatest current, and the smoothing capacitor, i.e., the capacitor on the load side of the smoothing choke or resistor, the least current. This can be easily visualised if one remembers that the unwanted ripple voltage has to be “lost” somehow, and the only way of doing this is to short circuit it to earth via the reservoir and smoothing capacitors. These components must therefore possess an adequate a.c. ripple rating which will be greater than the mean DV current by a factor of $\sqrt{2}$.

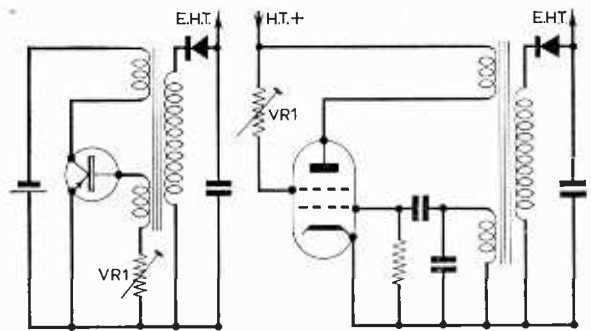


Fig. 11: Transistor and valve e.h.t. oscillators.

In the part of the article dealing with stabilised power supplies it was stated that the series regulator valve could consist of several valves in parallel if the current capacity of a single valve was inadequate. This, of course, is perfectly true, but needs a little further elaboration. Since the combined slope of a number of valves in parallel is the sum of the individual valves' slopes, the chances of instability increase with every additional valve. Generous use of grid stoppers around 1k Ω to 10k Ω plus anode and screen stoppers at 10 Ω and 100 Ω or thereabouts respectively would minimise the chances of instability. It is essential that these stoppers are wired as close to their respective pins as possible.

SITING COMPONENTS

The positioning of components on a chassis must also be considered. Rectifiers in common with other valves have an aversion to being in a strong magnetic field and should therefore be positioned as far from the mains transformer as is practicable. Failing this they should be positioned where the magnetic field is least, i.e. at right angles to the core. Wherever possible other inductors should be positioned with their cores at right angles so that mutual coupling is at a minimum.

Finally, we come to heat, and lots of it, too, for

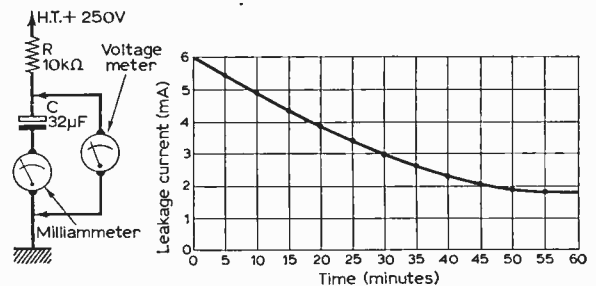


Fig. 12: Simple method showing how to measure leakage current and voltage.

much of the energy in a power pack is dissipated as heat. If the power pack is to give long and trouble free service, adequate ventilation is absolutely essential. Without it, all the care taken in the choice of components, and in their integration as a working whole, will be set at naught. ■

STUPENDOUS OFFER—£11 for £2

Only recently sold for £10.95. Note these features:

- Long & Medium Wave
- Long dial
- Push-pull output
- A.V.C. and feed back
- Ferrite aerial
- Six transistors
- Cabinet size
- 4 1/2 in. x 3 1/2 in. with carrying strap. You get everything you need and instructions 39/6 plus 3/6 P. & P. Battery 1/9 extra. Date separately 2/6.



PP3 Eliminator—play your pocket radio from the mains! Have £5. Complete component kit comprises 4 rectifiers—mains dropper resistances, smoothing condenser and instructions. Only 6/6 + 1/- post.

HI-FI SPEAKER BARGAIN

12in. High fidelity loudspeaker. High flux permanent magnet type with either 6 or 15 ohm speech coil. Will handle up to 10 watts. Brand new by famous maker. Price 29/6 with built-in tweeter 35/- plus 3/6 post and insurance.



2 1/2 kW FAN HEATER

3 heat positions to suit changes in weather: 1kW, 1.1kW and 2.1kW; also blows cold for summer. Has 3 therm. safety cut out "Proper" price £5.17.6. Yours for only £3.15.0. Plus 7/6 post and insurance.



MAINS TRANSFORMER. Upright mounting with primary tapped 200, 220, 240 v. H.T. secondary is 230-0-250 v. at 100 mA. and has two L.T. secondaries of 6.2 v. 11 amp.—unused (removed from equipment), 15/- plus 3/6 post and insurance.

"C" CORE POTTED OUTPUT TRANSFORMER. Made by the famous "Parmeko" company these are the best money can buy, we can offer a bargain 15 watt rating, centre tapped primary with secondary for 3 ohm speaker. Potted and in black stove enamelled case for upright mounting these will make your amplifier or rig look perfect at only 12/6 plus 3/6 carriage and insurance—hurry for these.

1 MEG. POTS. By Eric, standard 1/2 in. spindle, 1in. long, 7/6. each in doz. lots, otherwise 10d.

3 MEG. POTS WITH D.P. SWITCH. Again by Eric. Standard size spindle 1in. length, 10d. each in doz. lots, otherwise 1/3 each.

MINIATURE PICK-UP. For pop records—this is made by Comcood—has a crystal cartridge and long play sapphire stylus—offered for less than the wholesale price of the stylus only—namely 3/9 each or 26/- doz.

MINIATURE RELAYS with removable covers. Very sensitive (will close on only 20 mA). Coil resistance 10,000 ohms—contacts are three sets; triple set for change over pair to open circuit and the third pair to close circuit—perfect order unused (removed from equipment), 7/6 each.

CAR CHARGER OUTFIT 1 amp. transformer and selenium full wave rectifier only 27/6 plus 3/6 post.

FLOUORESCENT LIGHT KITS. Comprising choke, lampholders, starter and two chrome tube clips. 20 watt 19/6. 40 watt 17/6. 80 watt 17/6. 65 watt 19/6 plus 4/6 p. & p.

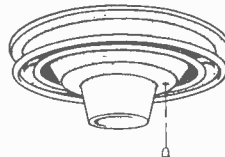
SEMI-CONDUCTOR BARGAINS

Type No.	Price	Type No.	Price	Type No.	Price
2N1727	15/-	MAT101	8/8	OC71	4/-
2N1728	10/-	MAT120	7/6	OC72	5/-
2N1742	25/-	MAT121	8/8	OC75	6/-
2N1747	25/-	OA5	5/-	OC76	5/-
2N1748	10/-	OA10	6/-	OC77	7/-
AC107	9/-	OA30	2/6	OC78	5/-
AC127	9/-	OA70	2/-	OC78D	5/-
AC17	8/8	OA79	2/6	OC81	5/-
AC178	5/8	OA81	2/6	OC81D	5/-
AC179	6/8	OA85	3/-	OC82	5/-
AC120	5/8	OA90	2/6	OC83	5/-
AC121	6/-	OA91	2/6	OC84	6/-
AC122	4/6	OA200	3/8	OC139	8/8
AF114	7/-	OA202	4/3	OC140	12/6
AF115	6/8	OC22	10/-	OC170	5/-
AF116	7/-	OC23	17/6	OC171	6/-
AF117	5/-	OC24	22/6	OC200	9/-
AF118	12/6	OC26	7/6	OC201	12/6
AF129	17/6	OC28	15/-	OC202	13/6
AF126	19/6	OC29	17/6	OC203	12/6
AF122	15/-	OC30	12/6	OC171	13/6
AN221	15/-	OC36	15/-	ORP12	8/8
BY107	14/6	OC42	6/6	ORP60	5/-
BY100	5/6	OC44	5/-	SB074	6/8
BY13	7/8	OC45	4/-	SB305	8/8
MAT100	7/8	OC70	4/-	SB251	10/-

The above is a list of the more popular types in stock—we can also supply almost every semiconductor made—please send 1/6 for comprehensive list and equivalent data.

HEAT AND LIGHT UNIT

Bring luxury to your bathroom—have comforting heat where you now only have light—all the parts to build a full size (16in. diameter) model are now available—you will build it in an hour—12in. 750 watt circular silica glass encased element—opal bowl for up to 100 watt lamp—non-rust spun reflector—white enamelled base heat shield—pull switch magnificent unit as sold normally at £4.5.0 only 49/6 plus 7/6 carr. and insurance.



SUPERTONE G.C.V.

Saves you work—IF's partly built

Like its predecessors this latest Companion has full A performance—such as only a good wooden cabinet and biflux speaker can give, and due to its being partly built you will have it going in an evening. Note these features:

- All Mullard Transistors including 3 x AP117.
- Two-tone Cabinet, size 11 x 8 x 3in.
- All circuit requirements—Push-pull output—A.V.C. and feed back, etc.
- Printed circuit board all wired only connections, e.g. to Volume control—W.C. Switch and Tuning Condenser.
- Included 1P stages complete with full instructions. Price only £8.19.6 plus 6/6 post and insurance.



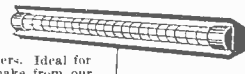
THIS MONTH'S SNIP

This month's snip is the famous Garrard model 3000 complete with ceramic cartridge. The outstanding feature of this record player is its low mass arm which facilitates excellent tracking characteristics and reduces record wear to the minimum. Size 13 1/4 in. wide x 11 1/2 in. front to rear clearance, 4 1/4 in. above and 2 1/2 in. below deck. Supplied complete with template if required and service sheet. Price £7.9.6. plus 7/6d. carriage and insurance.



INFRA-RED HEATERS

Make up one of these latest type heaters. Ideal for bathroom, etc. They are simple to make from our easy-to-follow instructions—uses silica enclosed elements designed for the correct infra-red wavelength (3 microns). Price for 750 watt element, all parts, metal casing as illustrated, 21/6. plus 3/6 post and insurance. Pull switch 3/- extra.



F.M. TUNER

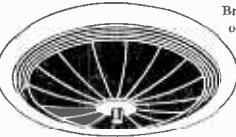
of exceptional quality, giving really fantastic results with virtually no noise. Suitable for mains or battery operation. 6 transistors—three IF stages—double tuned discriminator. Complete, new, and built up all ready to work on chassis. Size 6in. x 4in. x 2in. with tuning scale and slow motion drive. A £12.12.0 tuner for only £8.10.0.



NOW INSTANT START

CIRCULAR FLOUORESCENT

Brings sunshine into your home. 150 watts of light but uses only 40 w. Beautiful fittings with glass, non-plastic centre, fluorescent tube and choke control. Made by Philips. Regular price £4.15.0. Special budget price 65/-, plus 8/6 c. and ins. Please state colour of glass centre, white, pink, blue, red, black, yellow or cream. Also whether plug into lamp holder or ceiling mounting model. 80 watt model 99/6.



3M SCOTCH TAPE

Brand new, unused and guaranteed perfect and not second in anyway—a comissours tape on normal spool.

Standard Play 5in.	600ft.	9/-	Long Play 5in.	900ft.	11/6
	5 1/2in.	900ft.		1,300ft.	16/-
	7in.	1,200ft.		1,800ft.	23/-

23 post free otherwise add 2/- post and insurance.

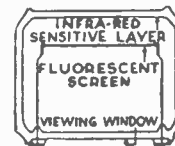
MAINS TRANSISTOR POWER PACK

Designed to operate transistor sets and amplifiers. Adjustable output 6 v. 9 v. 12 volts for use to 500 mA (class B working). Takes the place of any of the following batteries: PP1, PP2, PP4, PP6, PP7, PP9, and others. Kit comprises: mains transformer-rectifier, smoothing and load resistor, 3,000 and 500 mfd. condensers, Zener diode and instructions. Real snip at 14/6, plus 3/6 post.

BATTERY CHARGER — FREE

9v. Nickel-Cadmium Battery type PP3 (fits all popular pocket transistors.) Can be recharged 500 times. Price with transformer type battery charger, only 37/-, p. & t. 3/- Chargeable replacements also in stock for U7 12/6; U12 32/-.

SNIPSCOPE



Famous war-time "cat's eye" used for seeing in the dark this is an infra-red image converter cell with a silver screen which lights up (like a cathode ray tube) when the electrons released by the infra-red strike it.

A golden opportunity for some interesting experiments. 5/- each, post 2/-. Date will be supplied with cells, if requested.

FLOUORESCENT SNIP

Your opportunity to install non-fluor strip lighting at silly price—this month we offer the famous A.E.L. (Mazda) instant start lighting transformer suitable for one 4ft. 40 watt tube. This transformer is listed at over £7 but this month you can buy the complete kit comprising instant start choke/transformer, two tube ends and two Terry clips to hold tube. Special snip price only 14/6, plus 4/6 post and insurance—don't miss this tremendous bargain.

TUBULAR HEATERS

New and unused made by G.E.C. rated at 60 watts per ft.—these are ideal in airing cupboards, bedrooms, offices, stores, greenhouses, etc., curtains or papers can touch them without fear of scorching or fire. Supplied complete with fixing brackets and available in the following sizes. Prices which are about 1/2 of list price include carriage by B.R.S. 8ft. 30/-; 10ft. 36/-; 12ft. 42/-; 14ft. in twin assemblies (one pipe above the other) 4ft. 40/-; 5ft. 46/-; 6ft. 52/-.

THERMOSTATS

Type "A" 15 amp. for controlling room heaters, greenhouse, airing cupboard. Has spindle for pointer knob quickly adjustable from 30-80°F, 9/6, plus 1/- post. Suitable box for wall mounting, 5/-, P. & P. 1/1.

Type "B" 15 amp. This is a 17in. long rod type made by the famous Bunvic Co. Spindle adjusts this from 50-550°F. Internal screw allows the setting so this could be adjustable over 30° to 1000°F. Suitable for controlling furnaces, oven kiln, immersion heater or to make flame-start or fire alarm. 8/8 plus 2/6 post and insurance.

Type "D". We call this the ice-stat as it cuts in and out at around freezing point, 2/3 amps. Has many uses, one of which would be to keep the loft pipes from freezing. If a length of our blanket wire (16 yds. 10/-) is wound round the pipes, 7/6, P. & P. 1/1.

Type "E". This is standard refrigerator thermostat. Spindle adjustments cover normal refrigerator temperatures, 7/6, plus 1/- post.

Type "P". Glass encased for controlling the temp. of liquid—particularly those in glass tanks, vats or sinks—thermostat is held (half submerged) by rubber sucker or wire clip—ideal for fish tanks—develops and chemical baths of all types. Adjustable over range 60° to 150°F. Price 18/-, plus 2/- post and insurance.

750mW TRANSISTOR AMPLIFIER

4 transistors including two in push-pull input for crystal or magnetic microphone or pick-up—feed back loops—sensitivity 5 m/v.

Price 19/6 Post and insurance 2/6. Speakers 3in. 12/6; 5in. 13/6; 6 x 4 in. 14/6.

PHOTO ELECTRIC KIT

All parts to make light operated switch/burglar alarm/counter, etc. Kit comprises printed circuit, Laminated Boards and chemicals. Latching relay, Infra-red sensitive Photocell and Hood. 2 Transistors, cond., Terminal block. Plastic case. Essential data, circuits and P.C. chassis plans of 10 photo electric devices including auto, car parking light, modulated light alarm. Simple invisible ray switch—counter—array light alarm—warbling tone electronic alarm—projector lamp stabiliser, etc., etc. Only 39/6 plus 2/- post and insurance.

MULTI PURPOSE NEON TEST UNIT

Robust, useful and instructive—test insulation—capacity—continuity—resistor—volume controls—also acts as signal injector and L.T. fault finder—kit comprises neon indicator, 4 way wafer switch, choke tubes, resistors, condensers, terminals, etc., with diag. only 9/6 plus 2/- post and insurance.

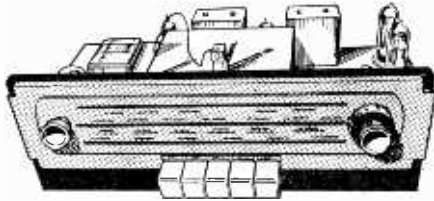
Where postage is not definitely stated as an extra then order, over £3 are post free. Below £3 add 2/9.

ELECTRONICS (CROYDON) LIMITED

(Dept. P. W.) 102/3 TAMWORTH RD., CROYDON, SURREY (Opp. W. Croydon Stn.)

also at 266 LONDON ROAD, CROYDON, SURREY

BRAND NEW AM/FM (V.H.F.) RADIOGRAM CHASSIS AT £15.15.0 (Carriage Paid)



Chassis size 15 x 6½ x 5½in. high. New manufacture. Dial 14½ x 4in. in 2 colours; predominantly cream. 200-250V. A.C. only. Pick-up Ext. Speaker. Ac. E. and Dipole Sockets. Five push-buttons—LW, MW, SW, FM and Gram. Aligned and tested. O.P. Transformer Tone control 1000-1900M; 200-550M; 55-98 Mc/s. 6-17 Mc/s. EZ80 rect.; ECH81 EF89 EABC80 EL84, ECC85, 3-ohm speaker required. 9 x 6in. ELLIPTICAL SPEAKER, 20/- to purchasers of this chassis. **TERMS:** (Chassis) £5.5.0 down and 5 monthly payments of £2.5.0. Total H.P. price, £16.10.0. Cheap Roman Dipole for V.H.F., 12/6. Feeder 6d. per yard. Circuit diagram 2/6. Carriage to N. Ireland, 20/- extra.

NEW 6 PUSH-BUTTON STEREOGRAM CHASSIS. M.W.; S.W.1; S.W.2: V.H.F., Gram; Stereo Gram. Two separate channels for Stereogram with balance control. Also operates with two speakers on Radio. Chassis size: 15 x 7 x 6½in. high. Dial cream and red. 15 x 3in. 190-550M; 18-51M; 60-187M; VHF 86-100 Mc/s. Valves: ECC85, ECH81, EF89, 2 x ECL86, EM84 and Rect. Price £19.19.0, carr. paid or £8.13.0 deposit and 5 monthly payments of 56/6. Total H.P. price £20.15.6. Cream moulded escutcheon included.

TAPE AMPLIFIER FOR MAGNAVOX TAPE DECKS — 2 or 4 TRACK (4 TRACK 25/- EXTRA)

Chassis 12½ x 4½ x 4½in. high. Plastic front panel "gold" finish — 12½ x 4½in. 200-250 A.C. Record/Playback amp. switch; On/Off-Tone; Vol/Mic; Vol/Gram; Mic. Input; Gram. Input; Monitor; Speaker Sockets. Valves 6BR7; 12AX7; EM84; EL84; 6X4 Separate power pack. Complete amp. and power pack, £10.17.6 (6/- P. & P.). Rexine covered cabinet (tan) 15½ x 17 x 9½in. high with sloping front for amp; complete with two tweeter speakers, and special adapting brackets for Magnavox Deck—85/- (8/- carr.) 3 speed Magnavox 2 track tape deck £10.17.6; 4-track £12.15.0. Complete Recorders (with speed compensation) 2-track £29; 4-track £32 (carr. 25/-). Worth £10 more on normal retail prices.

The
SUPER 6
LONG & MEDIUM WAVE TRANSISTOR RADIO



A quality radio available as a kit or ready-built. The sparkling performance and superb finish of the completed receiver give you value equivalent to a £21.12.0 commercial model.

★ All new parts. ★ 6 transistors and diode. ★ 350mW output. ★ Superhet circuit ★ Ferrite rod aerial. ★ Weymouth Radio printed circuit board. ★ Component positions and references printed on back of board. ★ Nicely styled wooden cabinet 11 x 7½ x 3½in. ★ Vinyl covered in various colours. ★ 6 x 4in. speaker giving good bass and treble response. ★ Full instruction booklet, 2/-. Free with kit. ★ I.f. frequency 470 kc/s. ★ Lining up service if required. ★ All parts supplied separately. Write for list, S.A.E. **COMPLETE KIT ONLY £4.0.0** P. & P. 5/- **OR FULLY BUILT £8.7.6. Tax and Carr. Paid.**

TRANSISTORS AND DIODES

OC26, 7/6; OC44 3/6; OC45 3/6; OCT1, 3/-; OC72, 4/-; OC81, 3/6; OC81D, 3/6; OC82, 6/-; OC83, 3/6; OC169, 8/-; OC170, 7/-; OC171, 8/-; OC172, 8/6; AC127, 7/6; AF115, 8/6; AF116, 8/-; AF117, 5/-; AF118, 7/6; AF119, 7/6; WG4B, 9d.; OA81, 2/6; OA79, 2/6; OA85, 2/6; BY100, 4/-, Post 4d. any quantity.

STEREO-AMPLIFIER 2 x 4 WATT

Valves ECC83, 2 x EL84, on printed circuit approx. 4 x 4in. Neg. feed back. Controls (vol. or tone) on separate panel, 6½ x 2in. Separate power pack with rect., double wound mains trans., connection socket, etc. Supplied fully wired and tested with two O.P. transformers for 3-ohm speakers, only £4.15.0 (7/6 P. & P.). Two speakers, 8in., 3-ohm for 20/- each, post paid, if ordered with above Amp.

BATTERY ELIMINATOR. 5½ x 4½ x 2½in. for 90 v. H.T. at 20mA and 1.5 v. at up to 250mA. Fully built, 55/- carriage paid.

GLADSTONE RADIO

66 ELMS ROAD, ALDERSHOT, Hants.


(2 mins. from Station and Buses) **CLOSED WEDNESDAY AFTERNOON** Aldershot 22240
CATALOGUE 6d.
Bulk enquiries invited for Export.

TV TUBES
REBUILT & RESCREENED

by Britain's largest independent Tube Rebuilder

SUFFOLK TUBES LTD.
1/3 Upper Richmond Road
Putney, London, S.W.15
Tel.: Vandyke 4304/5267

MIDLAND TUBES LTD.
467/483 Oldham Road
Manchester, 10
Tel.: Collyhurst 4412



2 Station System ideal for Home, Office, Sick room — endless uses. Operates on one 9 volt battery with a life of 4 to 6 months. Two fully transistorised sets — either one can speak or listen to the other even if switch is at "off" position. Size of both master and sub station 3 x 2 x 4in. Two tone strong plastic cases finished with silver trim. Complete with 66 ft. connecting cable and fitted jack-plugs, staples and fixing tape, battery and instructions. Postage, packing and transit insurance 3/-.

LOW COST BABY ALARM/INTER-COM. RELAY AND SAVE YOUR LEGS OUR SPECIAL PRICE 54/6d.— BATTERY INCLUDED—usually 7 gns. Fitted in seconds!! Despatch by return.

VALVES SAME DAY SERVICE
NEW! TESTED! GUARANTEED!

SETS 1R5, 1S5, 1T4, 3B4, 3V4, DAF91, DF91, DK91, DL92, DL94. Set of 4 for 16/-, DAF96, DF96, DK96, DL96, 4 for 24/6

1A7GT 7/8	10C2 11/6	DF96 6/-	EF89 5/-	PEN44 6/9	UCH81 6/-
1B5GT 7/3	10F1 9/8	DH76 3/6	EF91 3/6	PEN36C15/-	UCL82 7/-
1N5GT 7/9	10P13 8/6	DH77 4/-	EF92 2/3	PEN383 9/6	UCL83 8/9
1R5 4/9	12A7 3/9	DH81 12/6	EF97 7/6	PFL20014/-	UP41 8/-
1S4 4/9	12A06 4/9	DK32 7/9	EF183 6/9	PL36 8/9	UF80 7/6
1R5 3/9	12A07 4/9	DK91 4/9	EF184 6/-	PL81 6/9	UF89 5/9
1S4 2/9	12A08 4/9	DK92 8/-	EL33 6/6	PL82 6/6	UL41 8/9
3A5 7/-	12K7GT 3/6	DK96 6/6	EL38 11/9	PL83 6/6	UL44 15/-
3Q4 5/6	12K8GT 7/9	DL33 6/9	EL41 8/6	PL84 6/3	UL84 5/9
3B4 4/9	12Q7GT 3/6	DL35 5/-	EL42 7/9	PL500 13/6	UY21 3/9
5V4 5/6	20F2 10/6	DL92 4/8	EL84 4/9	PL501 7/6	UY41 4/8
5V4G 7/9	20P1 8/-	DL94 5/6	EL90 4/9	PX25 7/9	UY85 4/9
5Y3GT 4/11	20P3 8/-	DY86 6/6	EM80 5/9	PY32 8/6	VP121 21/-
6A6 6/9	20P4 13/6	DY87 6/6	EM81 7/3	PY33 8/6	W76 3/6
6/30L2 9/6	25U4GT11/6	EAB80 6/6	EM84 5/9	PY80 5/3	W77 2/8
6AL5 2/3	30C15 10/6	EAF42 7/6	EM87 6/6	PY81 5/3	Z77 3/6
6AM6 3/6	30C17 11/6	EB41 4/-	EY51 6/3	PY82 5/-	Transistors
6AQ5 4/9	30C18 8/-	EB91 2/3	EY86 6/-	PY83 5/9	AC107 10/-
6AT6 4/-	30F6 9/9	EBC33 6/-	EZ40 6/3	PY88 7/3	AC127 7/6
6BA6 4/6	30FL1 10/6	EBF41 7/9	EZ41 6/9	PY800 6/6	AD140 15/6
6BE6 4/3	30L15 11/-	EBF80 5/-	EZ80 3/9	PY801 6/6	AD192 13/-
6BT6 5/6	30L17 12/-	EF89 5/6	EZ81 4/-	R19 7/9	AF115 6/9
6BW6 7/3	30P4 11/6	ECC81 3/9	GZ32 9/-	R20 12/9	AF116 6/9
6F1 7/9	30P12 9/9	ECC82 9/9	KT61 6/6	U25 9/-	AF117 5/-
6F13 3/6	30P19 11/6	ECC83 7/-	N18 5/6	U26 8/9	AF118 13/6
6F14 9/6	30P11 12/9	ECC84 6/6	N78 14/9	U47 8/6	AF124 3/6
6F23 9/6	30FL1 11/9	ECC85 5/6	PC87 8/6	U49 9/6	AF125 8/6
6K7G 1/6	35L6GT 8/3	ECF80 7/6	PCC84 5/6	U52 4/6	AF126 8/-
6K8G 4/3	35W4 4/6	ECF82 6/9	PC89 9/9	U78 3/6	AF127 8/-
6K8GT 7/6	35Z4GT 4/6	ECF86 5/-	PC8189 9/9	U191 10/6	OC22 17/6
6L18 7/6	8A2 5/9	ECH35 8/-	PCF80 6/6	UB81 11/9	OC25 9/6
6Q7G 5/6	8B3T 20/-	ECH42 9/-	PCF82 6/-	UB81 18/3	OC26 8/6
6V6 3/6	6063 12/6	ECH81 5/-	PCF86 8/3	UABC80 5/9	OC44 4/2
6V6GT 6/6	AZ31 8/9	ECH84 8/6	PCF800 10/6	UAF42 7/9	OC45 3/3
6X4 3/6	B36 4/6	ECL80 6/-	PCF801 6/6	UBF41 6/9	OC71 3/6
6X5GT 6/3	B729 10/-	ECL82 6/3	PCF802 9/6	UBF80 6/-	OC72 4/8
7B6 10/9	DAC32 7/6	ECL86 7/9	PCF805 3/-	UBF89 5/9	OC75 5/9
7B7 7/-	DAF91 8/9	EF39 3/9	PCL82 9/9	UBL21 9/-	OC81 3/6
7C5 9/6	DAF96 6/6	EF41 6/3	PCL83 8/6	UC885 6/6	OC81D 3/6
7C6 8/9	DCC90 7/-	EF80 4/9	PCL84 7/9	UCF80 8/3	OC82 5/9
7H7 5/-	DF33 7/9	EF85 5/6	PCL85 8/3	UCF81 8/3	OC82D 5/6
7Y4 5/-	DF91 2/9	EF86 6/3	PCL86 8/6	UCH42 8/9	OC170 5/6

READERS RADIO **85 TORQUAY GARDENS, REDBRIDGE, ILFORD, ESSEX. CRE 7441**

Postage on 1 valve 9d. extra. On 2 valves or more, postage 6d. per valve extra. Any Parcel Insured against Damage in Transit 6d. extra.



No. 14

FAREHAM & DISTRICT AMATEUR RADIO CLUB

G
3
V
E
F

FAREHAM'S radio club was formed, like so many others, by two or three amateurs meeting informally and "chewing the rag". Just two years ago an inaugural meeting was arranged and well over a dozen potential members crammed into the lounge of the first elected Secretary's QTH. From this encouraging response it was obvious that there was sufficient local interest to put things on a proper basis and so the Club was born.

Just one week later saw the first activity in the form of a world wide contest for which a station was set up on the stage of a disused school hall. This venture, apart from being the first introduction to "ham radio" for several members, was nearly a full scale disaster. Hooligans tore down the antenna, the weather was bitterly cold and the mains power supply all but melted. Far from being disheartening, the experience cemented all those who froze through the night into a club with spirit.

The first problem was that of accommodation and it was decided to hold monthly meetings in the back room of one of the local hostelrys. With an equal membership of licensed amateurs and SWL's the pattern of these enjoyable evenings was soon established with slow morse for beginners, talks by the older hands on some of the mysteries, or perhaps a demonstration of someone's latest acquisition, followed by the inevitable natter over a "jar".

The Sunday morning net helped a good deal in the early days to catch many SWL's and others so that within a few short months the membership exceeded thirty. Biggest trouble was the provision



Club President G2QK directs operations. Left to right—G3PMM, G3VFI, Junior Op, G3VLY, G3TZM, G3VOR, SWL Brian.

of transmitting facilities and more suitable accommodation was sought by the Club's President.

After much negotiation and effort the club found its permanent QTH at the Portchester Community Association. This meant a move away from the town centre and it was decided to change the Club's name to one more in keeping with the new circumstances. Meetings were now held every Sunday and before long such was the demand that an additional evening for practical work was arranged. Once again members rallied to the cause and workshop facilities were obtained together with an adequate supply of the usual tools.

Sundays are now set aside for more organised activities and a full and varied winter programme is under way. This takes the form of a monthly lecture or demonstration, the remaining evenings being reserved for discussions, informal talks and quizzes.

Memorable occasion recently was when a new call-sign broke into the Sunday morning net. The newcomer turned out to be not only a club member but the Chairman himself.

Regular features in the club calendar are the Fareham Fair and the local Gymkhana. These give club members the opportunity to set up a temporary station, younger members looking after the usual tree climbing.

The Club now has a membership of over 40 with 16 licences, interests ranging from Top Band DX to the technicalities of u.h.f. Now with its own AR88D, a respectable antenna system almost completed and a newly acquired all band transmitter, the club is well and truly "on the air".



The club station in action. Left to right—G3VEL, G3TZM, and SWL Jack.



||| **TAPE RECORDING YEARBOOK—1966**
 ||| Published by Print and Press Services Ltd.
 ||| 128 pages, 9 × 5½in. paperback. Price 7s. 6d.

FOR those who, like the reviewer, spend their working days immersed in the technicalities of tape recording, this annual collection of facts and figures is an indispensable reference. The current issue is no simple reprint, but has been brought as nearly up-to-date as publication times allow, thus providing current information on tape recorders, decks, mixers, microphones, radio tuners and miscellaneous accessories. In addition, the important section on manufacturers and agents has been revised and is a directory of real value.

For the ordinary enthusiast, the Yearbook offers comprehensive data on many different machines, plus articles of interest by well-known writers in this field dealing with recording, using microphones and tape-plus-cine respectively.

The catalogue section follows the same form as in previous years. The only omission we would like to see rectified is the input and output impedance and sensitivity specification—but, after all, for 7s. 6d., one cannot expect everything. As it is, we certainly get our money's worth.—*HWH.*

||| **TAPE RECORDERS—HOW THEY WORK**
 ||| By Charles G. Westcott and Richard F. Dubbe
 ||| Published by Foulsham-Sams Technical Books Ltd.
 ||| 177 pages, 8½ × 5½in., hard covers. Price 24s.

SLIMMER, neater, and two shillings cheaper, this is the latest edition of the successful volume reviewed in the September 1965 issue of *Practical Wireless*.

To achieve the fining down, the publishers have used a cleaner type, omitted the final chapter on Special Applications, and small parts of other chapters, whittled the less necessary diagrams and applied the blue pencil to some of the text.

One could argue with the choice of material to be omitted: Chapter 5, on Recording Level Indicators, renamed *Volume Indicators* has some useful information expunged and five whole pages on pre-amplifier design have been dropped from Chapter 8. It is perhaps fortunate that the excellent chapter on motors has been tidied and retained.

More serious is the information that should have found its way into a new edition to bring it more up-to-date. There is still no admission that alternative systems to NARTB exist. DIN/CCIR would seem to be a myth, and in the chapter on equalisation this error is compounded by a complete avoidance of explanation of the time-constant specification of recording characteristics: quite unforgivable in a semi-technical work such as

this. Again, quarter-track recording and the various facilities it affords are not mentioned, neither is videotape, and a passing reference to head-gaps gives a limitation of 0.00025in., now regarded as "barn-door" dimensions by the better manufacturers.

This is a pity, for the book as a whole is a commendable addition to the enthusiast's library. Despite which, this reviewer will cling to his original copy and hanker after the book that some British authority will some day produce along the same lines. Recommended—but with reservations.—*HWH.*

||| **INSTRUCTIONS TO RADIO CONSTRUCTORS.**
 ||| By R. H. Warring. Second edition, published by Museum
 ||| Press Ltd. 144 pages. Size 8½ × 5in. Price 15s.

WHEREAS the first edition covered basic radio theory and the design and construction of simple receivers, the second edition is more ambitious and includes quite a lot more information. For instance, a chapter on the design and construction of home printed circuits has been added. Another new chapter deals with the design and construction of the smaller transistor receivers. The original series of circuit designs have been retained, as these are—to quote the author—well proven in performance.

Some thirty pages of this book are devoted to appendices, which range from broadcast frequency details and how to calculate circuit component values to data on the valves and transistors specified in the various circuits. An appendix is also included on receiver faults, but is not very comprehensive.

This book would make suitable reading for those who would like to begin constructing, yet have no knowledge whatever of the subject.—*JRC.*

||| **TRANSISTOR ETCHED-CIRCUIT PROJECTS**
 ||| By James Kyle. Published by W. Foulsham & Co. Ltd.
 ||| 144 pages. Size 8½ × 5in. Price 24s.

THIS novel publication deals with the use of printed circuits in home constructed gear and contains a number of actual negatives for the boards used in the various circuits given in the body of the book. These circuits range from an extremely simple potential divider network—called the volter—to an 80 metre c.w. transmitter.

The first chapter contains a lot of information on printed circuits, from which the average home constructor should be able to knock-up his own circuits at little expense. The following chapters deal with various projects, some very simple and which could be put together with a minimum of knowledge.—*JRC.*

Fully guaranteed Individually packed VALVES

AC/HL 4/8	DLS10 8/1	EP81 6/1
AC/P4 6/1	DY86 7/8	EP85 4/6
AC/PEFN 5/1	E80F 23/1	EP86 6/6
A140 5/1	E80L 1/2	EP89 6/1
AR13 3/1	E90C 10/1	EP91 3/1
AR12 2/6	E148 2/6	EP92 2/1
AR/P24 3/6	E1266 5/0	EP95 5/1
AR8 5/1	E1415 30/1	EP183 6/6
ARTP1 6/1	E1524 12/6	EP184 6/6
ATP4 2/3	EAS9 1/1	EH90 7/8
ATP7 5/6	E173 7/1	EHT1 300/1
AUC7 55/1	EALC80 5/0	EL32 3/1
AZ31 9/1	EAC91 3/6	EL34 10/1
B6H 15/1	EAF42 6/1	EL36 5/1
BD78 4/0	EB34 1/6	EL38 17/6
BL53 10/1	E1891 3/1	EL41 8/1
B84 8/1	EB23 6/1	EL42 8/1
B85 20/0	EB041 8/0	EL50 8/1
B884 37/6	EB081 5/1	ELA1 3/1
B134 10/1	EBF80 6/6	EL84 4/3
B219 25/1	EBF83 7/6	EL85 7/6
BT35 25/1	EBF89 9/0	EL89 9/6
BT45 150/1	EBJ31 20/1	EL95 5/1
BT83 35/1	E1231 6/1	EL360 20/1
CV31 2/1	EC53 12/6	EM80 6/1
CV32 10/6	EC70 4/1	EM81 7/1
CV71 3/1	EC90 2/1	EM84 8/1
CV77 5/1	EC91 2/1	EM87 10/1
CV192 1/1	ECC81 4/1	ESU201 6/1
CV103 4/1	ECC82 6/1	EY01 5/1
CV404 7/1	ECC83 6/1	EY86 6/1
CV4014 8/1	ECC84 5/6	EY91 3/1
CV4015 7/1	ECC85 6/6	EZ40 6/6
CV4025 10/1	ECC88 9/1	EZ41 6/6
CV4049 6/1	ECC91 4/1	EZ80 5/6
CV31 6/6	ECC189 9/6	EZ81 4/6
D1 1/6	ECCP80 6/1	F6057 5/1
D41 6/1	ECCP82 7/1	F6061 5/1
D61 6/1	ECC142 9/1	F6063 4/1
D77 3/3	ECC81 5/1	F64J/500 6/6
DA30 12/6	ECC83 7/6	F64K/800 8/6
DA96 6/1	ECL80 6/1	G1/2366 29/1
DA41 4/1	ECL82 6/3	G1/370K
DE15 8/1	ECL83 7/6	G550/2G 5/1
DET20 2/1	ECL86 9/1	G140/2M15 5/1
DET26 15/1	EF36 3/4	G140/2M15 5/1
E7F3 5/1	EF37A 7/1	GM4 45/1
EF91 3/1	EF40 8/1	GTE175M
EF92 3/1	EF50 2/6	GL50 7/1
EF96 6/1	EF52 6/1	GL24 5/1
EH3 6/1	EF53 4/6	GZ32 10/1
EK92 8/1	EF55 6/1	GZ34 10/1
EK96 6/6	EF71 7/6	HK64 22/6
LD92 4/1	EF72 5/1	HL2K 2/6
LD83 4/1	EF73 5/1	HL23 9/1
LD94 6/1	EF74 4/1	HL23D1 5/1
DL96 7/1	EF76 5/1	HL41 4/1

HVR2 9/1	K3A 80/1	KT9C 2/6	KT92 8/1	PY801 7/1	PZ1-35 9/1	PZ1-75 12/1	QP21 6/1	QP25 5/1	QP230 5/1	QR85/10 5/6	QS150/15	QS1202 8/1	R3 8/1	RG1/240A	RG4/1250	RG7 6/1	RG72 6/1	SL30 12/6	SP2 8/6	
K3C 6/1	KT8C 2/6	KT92 8/1	PY800 8/1	PY801 7/1	PZ1-35 9/1	PZ1-75 12/1	QP21 6/1	QP25 5/1	QP230 5/1	QR85/10 5/6	QS150/15	QS1202 8/1	R3 8/1	RG1/240A	RG4/1250	RG7 6/1	RG72 6/1	SL30 12/6	SP2 8/6	
U26 13/1	U27 8/1	U50 4/6	U52 4/6	U91 11/6	U801 17/1	U803 6/1	U806 9/1	U809 5/1	U812 8/1	U815 10/1	U818 8/1	U821 8/1	U824 8/1	U827 8/1	U830 8/1	U833 8/1	U836 8/1	U839 8/1	U842 8/1	U845 7/1
X8M 18/1	X118 8/1	X145 8/1	Y63 4/1	Y65 4/1	Y66 8/1	Y69 8/1	Y70 8/1	Y71 8/1	Y72 8/1	Y73 8/1	Y74 8/1	Y75 8/1	Y76 8/1	Y77 8/1	Y78 8/1	Y79 8/1	Y80 8/1	Y81 8/1	Y82 8/1	Y83 8/1
3Q4 6/1	3Q50T 7/1	384 5/1	3V4 5/0	4C27 35/1	4D1 4/1	5A173G 5/1	5A174G 5/1	5B251M 40/1	5B252M 35/1	5B253M 35/1	5B254M 35/1	5B255M 35/1	5B256M 35/1	5B257M 35/1	5B258M 35/1	5B259M 35/1	5B260M 35/1	5B261M 35/1	5B262M 35/1	5B263M 35/1
6B44 17/1	6B7 1/1	6B8G 2/6	6BA6 5/1	6B7A 5/1	6BE6 6/6	6E16 7/0	6E6G 7/6	6G7A 8/1	6BR7 9/1	6BX4 3/6	6X55 5/1	6C4 2/1	6C5 2/1	6CGT 6/1	6C6 4/1	6C6G 3/1	6G8 3/1	6C8 3/1	6C9 3/1	6C9 3/1
6SK7 5/6	6SL7GT 6/1	6SN7 3/6	6SQ7GT 6/1	6S87 8/1	6U4GT 9/6	6V6 5/1	6V6GT 8/1	6V6M 8/1	6X4 3/6	6X55 5/1	6C4 2/1	6C5 2/1	6CGT 6/1	6C6 4/1	6C6G 3/1	6G8 3/1	6C8 3/1	6C9 3/1	6C9 3/1	6C9 3/1
12H1 5/1	12M4 12/6	21B6 7/1	25L4GT 5/1	25Y5 6/1	25Z4G 6/6	25Z5 7/6	25Z6GT 8/1	25Z7 6/6	25Z8 5/1	25Z9 5/1	30P15 10/1	30P18 11/1	30P19 12/1	30P21 13/1	30P22 14/1	30P23 15/1	30P24 16/1	30P25 17/1	30P26 18/1	30P27 19/1
60L 22/6	60L 22/6	60L 22/6	60L 22/6	60L 22/6	60L 22/6	60L 22/6	60L 22/6	60L 22/6	60L 22/6	60L 22/6	60L 22/6	60L 22/6	60L 22/6	60L 22/6	60L 22/6	60L 22/6	60L 22/6	60L 22/6	60L 22/6	60L 22/6

TRANSISTORS

OC16 20/1	OC20 20/1	OC21 12/6	OC22 15/1	OC23 9/6	OC24 12/6	OC25 9/6	OC26 12/6	OC27 4/6	OC28 5/6	OC29 5/6	OC30 5/6	OC31 5/6	OC32 5/6	OC33 5/6	OC34 5/6	OC35 5/6	OC36 5/6	OC37 5/6	OC38 5/6	OC39 5/6
OC40 5/6	OC41 5/6	OC42 5/6	OC43 5/6	OC44 5/6	OC45 5/6	OC46 5/6	OC47 5/6	OC48 5/6	OC49 5/6	OC50 5/6	OC51 5/6	OC52 5/6	OC53 5/6	OC54 5/6	OC55 5/6	OC56 5/6	OC57 5/6	OC58 5/6	OC59 5/6	OC60 5/6
OC61 5/6	OC62 5/6	OC63 5/6	OC64 5/6	OC65 5/6	OC66 5/6	OC67 5/6	OC68 5/6	OC69 5/6	OC70 5/6	OC71 5/6	OC72 5/6	OC73 5/6	OC74 5/6	OC75 5/6	OC76 5/6	OC77 5/6	OC78 5/6	OC79 5/6	OC80 5/6	OC81 5/6
OC82 5/6	OC83 5/6	OC84 5/6	OC85 5/6	OC86 5/6	OC87 5/6	OC88 5/6	OC89 5/6	OC90 5/6	OC91 5/6	OC92 5/6	OC93 5/6	OC94 5/6	OC95 5/6	OC96 5/6	OC97 5/6	OC98 5/6	OC99 5/6	OC100 5/6	OC101 5/6	OC102 5/6
OC103 5/6	OC104 5/6	OC105 5/6	OC106 5/6	OC107 5/6	OC108 5/6	OC109 5/6	OC110 5/6	OC111 5/6	OC112 5/6	OC113 5/6	OC114 5/6	OC115 5/6	OC116 5/6	OC117 5/6	OC118 5/6	OC119 5/6	OC120 5/6	OC121 5/6	OC122 5/6	OC123 5/6
OC124 5/6	OC125 5/6	OC126 5/6	OC127 5/6	OC128 5/6	OC129 5/6	OC130 5/6	OC131 5/6	OC132 5/6	OC133 5/6	OC134 5/6	OC135 5/6	OC136 5/6	OC137 5/6	OC138 5/6	OC139 5/6	OC140 5/6	OC141 5/6	OC142 5/6	OC143 5/6	OC144 5/6
OC145 5/6	OC146 5/6	OC147 5/6	OC148 5/6	OC149 5/6	OC150 5/6	OC151 5/6	OC152 5/6	OC153 5/6	OC154 5/6	OC155 5/6	OC156 5/6	OC157 5/6	OC158 5/6	OC159 5/6	OC160 5/6	OC161 5/6	OC162 5/6	OC163 5/6	OC164 5/6	OC165 5/6
OC166 5/6	OC167 5/6	OC168 5/6	OC169 5/6	OC170 5/6	OC171 5/6	OC172 5/6	OC173 5/6	OC174 5/6	OC175 5/6	OC176 5/6	OC177 5/6	OC178 5/6	OC179 5/6	OC180 5/6	OC181 5/6	OC182 5/6	OC183 5/6	OC184 5/6	OC185 5/6	OC186 5/6
OC187 5/6	OC188 5/6	OC189 5/6	OC190 5/6	OC191 5/6	OC192 5/6	OC193 5/6	OC194 5/6	OC195 5/6	OC196 5/6	OC197 5/6	OC198 5/6	OC199 5/6	OC200 5/6	OC201 5/6	OC202 5/6	OC203 5/6	OC204 5/6	OC205 5/6	OC206 5/6	OC207 5/6
OC208 5/6	OC209 5/6	OC210 5/6	OC211 5/6	OC212 5/6	OC213 5/6	OC214 5/6	OC215 5/6	OC216 5/6	OC217 5/6	OC218 5/6	OC219 5/6	OC220 5/6	OC221 5/6	OC222 5/6	OC223 5/6	OC224 5/6	OC225 5/6	OC226 5/6	OC227 5/6	OC228 5/6
OC229 5/6	OC230 5/6	OC231 5/6	OC232 5/6	OC233 5/6	OC234 5/6	OC235 5/6	OC236 5/6	OC237 5/6	OC238 5/6	OC239 5/6	OC240 5/6	OC241 5/6	OC242 5/6	OC243 5/6	OC244 5/6	OC245 5/6	OC246 5/6	OC247 5/6	OC248 5/6	OC249 5/6
OC250 5/6	OC251 5/6	OC252 5/6	OC253 5/6	OC254 5/6	OC255 5/6	OC256 5/6	OC257 5/6	OC258 5/6	OC259 5/6	OC260 5/6	OC261 5/6	OC262 5/6	OC263 5/6	OC264 5/6	OC265 5/6	OC266 5/6	OC267 5/6	OC268 5/6	OC269 5/6	OC270 5/6
OC271 5/6	OC272 5/6	OC273 5/6	OC274 5/6	OC275 5/6	OC276 5/6	OC277 5/6	OC278 5/6	OC279 5/6	OC280 5/6	OC281 5/6	OC282 5/6	OC283 5/6	OC284 5/6	OC285 5/6	OC286 5/6	OC287 5/6	OC288 5/6	OC289 5/6	OC290 5/6	OC291 5/6
OC292 5/6	OC293 5/6	OC294 5/6	OC295 5/6	OC296 5/6	OC297 5/6	OC298 5/6	OC299 5/6	OC300 5/6	OC301 5/6	OC302 5/6	OC303 5/6	OC304 5/6	OC305 5/6	OC306 5/6	OC307 5/6	OC308 5/6	OC309 5/6	OC310 5/6	OC311 5/6	OC312 5/6
OC313 5/6	OC314 5/6	OC315 5/6	OC316 5/6	OC317 5/6	OC318 5/6	OC319 5/6	OC320 5/6	OC321 5/6	OC322 5/6	OC323 5/6	OC324 5/6	OC325 5/6	OC326 5/6	OC327 5/6	OC328 5/6	OC329 5/6	OC330 5/6	OC331 5/6	OC332 5/6	OC333 5/6
OC334 5/6	OC335 5/6	OC336 5/6	OC337 5/6	OC338 5/6	OC339 5/6	OC340 5/6	OC341 5/6	OC342 5/6	OC343 5/6	OC344 5/6	OC345 5/6	OC346 5/6	OC347 5/6	OC348 5/6	OC349 5/6	OC350 5/6	OC351 5/6	OC352 5/6	OC353 5/6	OC354 5/6
OC355 5/6	OC356 5/6	OC357 5/6	OC358 5/6	OC359 5/6	OC360 5/6	OC361 5/6	OC362 5/6	OC363 5/6	OC364 5/6	OC365 5/6	OC366 5/6	OC367 5/6	OC368 5/6	OC369 5/6	OC370 5/6	OC371 5/6	OC372 5/6	OC373 5/6	OC374 5/6	OC375 5/6
OC376 5/6	OC377 5/6	OC378 5/6	OC379 5/6	OC380 5/6	OC381 5/6	OC382 5/6	OC383 5/6	OC384 5/6	OC385 5/6	OC386 5/6	OC387 5/6	OC388 5/6	OC389 5/6	OC390 5/6	OC391 5/6	OC392 5/6	OC393 5/6	OC394 5/6	OC395 5/6	OC396 5/6
OC397 5/6	OC398 5/6	OC399 5/6	OC400 5/6	OC401 5/6	OC402 5/6	OC403 5/6	OC404 5/6	OC405 5/6	OC406 5/6	OC407 5/6	OC408 5/6	OC409 5/6	OC410 5/6	OC411 5/6	OC412 5/6	OC413 5/6	OC414 5/6	OC415 5/6	OC416 5/6	OC417 5/6
OC418 5/6	OC419 5/6	OC420 5/6	OC421 5/6	OC422 5/6	OC423 5/6	OC424 5/6	OC425 5/6	OC426 5/6	OC427 5/6	OC428 5/6	OC429 5/6	OC430 5/6	OC431 5/6	OC432 5/6	OC433 5/6	OC434 5/6	OC435 5/6	OC436 5/6	OC437 5/6	OC438 5/6
OC439 5/6	OC440 5/6	OC441 5/6	OC442 5/6	OC443 5/6	OC444 5/6	OC445 5/6	OC446 5/6	OC447 5/6	OC448 5/6	OC449 5/6	OC450 5/6	OC451 5/6	OC452 5/6	OC453 5/6	OC454 5/6	OC455 5/6	OC456 5/6	OC457 5/6	OC458 5/6	OC459 5/6
OC460 5/6	OC461 5/6	OC462 5/6	OC463 5/6	OC464 5/6	OC465 5/6	OC466 5/6	OC467 5/6	OC468 5/6	OC469 5/6	OC470 5/6	OC471 5/6	OC472 5/6	OC473 5/6	OC474 5/6	OC475 5/6	OC476 5/6	OC477 5/6	OC478 5/6	OC479 5/6	OC480 5/6
OC481 5/6	OC482 5/6	OC483 5/6	OC484 5/6	OC485 5/6	OC486 5/6	OC487 5/6	OC488 5/6	OC489 5/6	OC490 5/6	OC491 5/6	OC492 5/6	OC493 5/6	OC494 5/6	OC495 5/6	OC496 5/6	OC497 5/6	OC498 5/6	OC499 5/6	OC500 5/6	OC501 5/6
OC502 5/6	OC503 5/6	OC504 5/6	OC505 5/6	OC506 5/6	OC507 5/6	OC508 5/6	OC509 5/6	OC510 5/6	OC511 5/6	OC512 5/6	OC513 5/6	OC514 5/6	OC515 5/6	OC516 5/6	OC517 5/6	OC518 5/6	OC519 5/6	OC520 5/6	OC521 5/6	OC522 5/6
OC523 5/6	OC524 5/6	OC525 5/6	OC526 5/6	OC527 5/6	OC528 5/6	OC529 5/6	OC530 5/6	OC531 5/6	OC532 5/6	OC533 5/6	OC534 5/6	OC535 5/6	OC536 5/6	OC537 5/6	OC538 5/6	OC539 5/6	OC540 5/6	OC541 5/6	OC542 5/6	OC543 5/6
OC544 5/6	OC545 5/6	OC546 5/6	OC547 5/6	OC548 5/6	OC549 5/6	OC550 5/6	OC551 5/6	OC552 5/6	OC553 5/6	OC554 5/6	OC555 5/6	OC556 5/6	OC557 5/6	OC558 5/6	OC559 5/6	OC560 5/6	OC561 5/6	OC562 5/6	OC563 5/6	OC564 5/6
OC565 5/6	OC566 5/6	OC567 5/6	OC568 5/6	OC569 5/6	OC570 5/6	OC571 5/6	OC572 5/6	OC573 5												

SINCLAIR MICROMATIC

NEW


**THE WORLD'S
SMALLEST
RADIO**

*Full of brilliant
NEW features*



NEW EFFICIENCY ELEGANCE AND VALUE

- ★ ONLY ONE CONTROL
- ★ CALIBRATED TUNING DIAL
- ★ SIZE — $1\frac{4}{8}'' \times 1\frac{3}{10}'' \times \frac{1}{2}''$
- ★ POLISHED ALUMINIUM FRONT PANEL WITH SPUN ALUMINIUM DIAL
- ★ AMAZING RANGE POWER & SENSITIVITY
- ★ NEW CIRCUITRY
- ★ BANDSPREAD FOR EASY RECEPTION OF 'POP' STATIONS
- ★ A.G.G. TO COUNTERACT FADING ON DISTANT STATIONS
- ★ IN KIT FORM OR READY BUILT
- ★ 5 YEAR GUARANTEE



BUILD IT YOURSELF

Complete kit of parts to build Sinclair Micromatic as described including lightweight ear-piece, instructions and guarantee.

59/6

READY BUILT

Sinclair Micromatic as described with lightweight earpiece, complete in presentation case and guarantee.

79/6

THE SINCLAIR MICROMATIC is a brand new design from an organisation world-famous for its production of micro-electronic equipment for the constructor. It has behind it the Sinclair tradition of specialisation in micro-radio circuitry which in the MICROMATIC reaches fantastically high levels of performance. We have combined new circuitry with new elegance to make the SINCLAIR MICROMATIC professionally right in every detail, whether you build it yourself or buy it complete in presentation case.

It is the perfect personal radio, ready to serve wherever and whenever required. Its minutely proportioned case houses

transistors, ferrite rod aerial and batteries and yet is considerably smaller than an ordinary matchbox. It has an elegantly designed aluminium front panel with matching calibrated slow motion dial. New circuitry assures reception from a wide range of stations over the medium waveband, with excellent selectivity and audio quality. This is a set you will be proud to be seen using; you will also find it an ideal gift to give anyone. YET THIS BRILLIANT NEW SINCLAIR DESIGN IS THE EASIEST OF ALL SINCLAIR RADIO SETS TO BUILD—AND IT IS 100% BRITISH!

SINCLAIR MICROMATIC

TECHNICAL SPECIFICATION

The micromatic employs a newly developed six stage transistor circuit of exceptional power and sensitivity. Two stages of powerful R.F. amplification are followed by a double diode detector from which the signal tuned in is passed to a high gain three stage audio amplifier. Automatic Gain Control counteracts fading from distant stations and maintains signal strength. The set is powered by two Wallory Mercury Cells Type ZM.312 which are readily obtainable from radio shops, Boots Chemists, etc., and cost 1/7 each. They will give approximately 70 hrs. continuous working life. Inserting the earpiece plug switches the set on, withdrawing it switches off. The Sinclair Micromatic is housed in a neat plateau case with attractive aluminium front panel and spun aluminium tuning dial to match, calibrated in kc/s.

GUARANTEED FOR 5 YEARS



SINCLAIR

sinclair radionics Ltd., 22 NEWMARKET ROAD CAMBRIDGE · Telephone (0CA3) 52886

SINCLAIR MICRO FM

The only set of its kind in the world



- 7 Transistors
- For use both as an FM Tuner and pocket receiver
- Needs no alignment
- Pulse counting discriminator
- Tunes 88-108 Mc/s
- Signal to noise ratio: 30db at 30 micro V
- Sizes: $2\frac{15}{16} \times 1\frac{1}{16} \times \frac{3}{4}$ in.
- Anyone can build it

This unique, superbly engineered super-het FM set is completely professional in styling inside and out. Designed essentially for the listener seeking the best possible quality, the performance of the Micro FM is fantastic. It is the only set in the world which can be used both as an FM tuner and as an independent FM pocket receiver just whenever you wish. Where problems of alignment have previously made it impossible for a constructor to complete an FM set for himself have been completely eliminated in this unit, and it is ready to use the moment you have built it. The pulse counting discriminator ensures best possible audio quality; sensitivity is such that the telescopic aerial included with the kit assures good reception in all but the very poorest reception areas. The Sinclair Micro FM will give you all you want in FM quality reception as well as the satisfaction of building a unique design that will save you pounds.

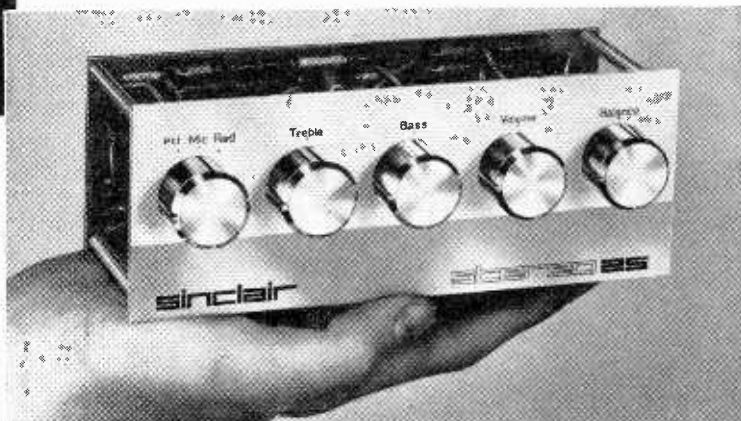
BUILD IT YOURSELF

Complete kit inc. telescopic aerial, case, earpiece and instructions.

£5.19.6

SINCLAIR STEREO 25 ALL-PURPOSE DE-LUXE PRE-AMP/CONTROL UNIT

Here is a pre-amp/control unit designed for the exacting enthusiast wishing to have the very best. It incorporates the finest possible matched components in circuitry developed specially by Sinclair Radionics own research laboratories. The SINCLAIR STEREO 25 Pre-amplifier and Tone Control Unit is ideal in any stereo system where it is intended to take fullest advantage of today's best amplifier and auxiliary equipment systems. When the output from the stereo 25 is fed to two Z.12s, there is even great advantage in the appreciable saving in what you need spend to get first class hi-fi. In appearance, the Stereo 25 reflects the professional elegance which characterises all Sinclair designs. The front panel is in solid aluminium brush finished and polished in horizontal sections. Solid aluminium knobs are fitted. Mounting the unit is simple and it will enhance any hi-fi furnishing scheme in which it is used. A PZ.3 is recommended for powering the Stereo 25 and two Z.12s stereo assembly. For complete hi-fi coverage a Sinclair Micro FM should be used for the radio section.



TO BRING THE BEST OUT OF ANY HI-FI EQUIPMENT

TECHNICAL DESCRIPTION

Performance figures obtained with the Stereo 25 fed to two Z.12s, powered by a PZ.3.

- **SENSITIVITY** for 10 watts into 1.5. ohms load per channel.
Mic.—2 mV into 50K ohms.
Pick-up—3 mV into 50K ohms.
Radio—20 mV into 4.7K ohms.
- **FREQUENCY RESPONSE** (Mic. and Radio)—25 c/s to 30 kc/s ± 1 dB extending to 100 kc/s ± 3 dB.
- **EQUALISATION**—Correct to within ± 1 dB on RIAA curve from 50 c/s to 20 kc/s.

- **● TONE CONTROLS**
Treble + 12dB to -10dB at 10 kc/s.
Bass + 15dB to -12dB at 100 c/s.
- **● SIZE**— $6\frac{1}{2}$ in. \times $2\frac{1}{2}$ in. \times $2\frac{1}{2}$ in. overall, plus knobs.
- **● FINISH**—Front panel sectioned in brushed and polished solid aluminium with solid aluminium knobs. Black figuring on front panel.
Ready built, tested and guaranteed.

£9.19.6

SINCLAIR PZ.3 POWER SUPPLY UNIT


Transistorised techniques are used to achieve phenomenally good smoothing, thus assuring ideal operating conditions. Ripple is a barely measurable 0.05 v. Will power two Z.12s and the Stereo 25 with ease.

79/6

★ SINCLAIR MICROMATIC See previous two pages



SINCLAIR RADIONICS LTD, 22 Newmarket Rd., CAMBRIDGE
Telephone 52996 (STD Code OCA3)



SINCLAIR Z.12

12 WATT HI-FI AMPLIFIER AND PRE-AMP

●
12 WATTS R.M.S. OUTPUT (24 w. peak)
15 WATTS R.M.S. Music Power (30 watts peak)

●
IDEAL FOR HI-FI, GUITAR, CAR RADIO, P.A., INSTRUMENTATION, INTERCOM, Etc.

Built, tested and guaranteed. Ready for immediate use. With Z.12 manual.

89/6

Constructors and experimenters find that the amazing adaptability and rugged construction of this very powerful and exceptionally compact amplifier make it possible to use just one type of unit with outstanding success in an unusually wide variety of applications. Eight special H.F. transistors are used in a highly original circuit to achieve the characteristics demanded of any quality amplifier irrespective of price, yet this Sinclair unit costing only 89/6 includes its own integrated pre-amplifier. The Z.12 accepts radio, microphone and pick-up inputs. Detailed instructions for connecting them, matched for mono and stereo, are given in the manual supplied with every unit. The Z.12 can be operated from any supply between 6 and 20V., but where it is required to run the Z.12 from mains supply, the PZ.3 is recommended. Those wishing to have a ready-made pre-amp control unit can feed inputs via the Stereo 25 which, with two Z.12s, will provide the finest stereophonic hi-fi possible—and the saving cost is considerable.

TECHNICAL DESCRIPTION

- Size 3in. X 1½in. X 1½in.
- Class "B" ultra-linear output.
- **RESPONSE** 15-50,000 c/s ± 1 dB.
- Suitable for 3, 7.5 or 15Ω speaker. Two 3Ω speakers may be used in parallel.
- **INPUT**—2mV into 2kΩ.
- **OUTPUT**—12 watts R.M.S. continuous sine wave (24 w. peak); 15 watts music power (30 w. peak)
- Signal to noise ratio better than 60dB.
- Quiescent current consumption—15mA.

"May I congratulate you on your Z.12 amplifier. I find it excellent."
 M.C., Lancing Sussex.


"I should like to express my very considerable satisfaction with the micro F.M. (It) worked perfectly from the moment the battery was connected. (It) is equally as good as one which I have also used and costs over five times as much."
 L.E.H., Harrogate, Yorks.

GUARANTEE

Should you not be completely satisfied with your purchase when you receive it from us, your money will be refunded in full and at once without question. In addition, the Sinclair Micromatic is guaranteed for 5 years.

Full Service Facilities available to Sinclair customers.

USE THIS ORDER FORM FOR MICROMATIC, MICRO FM, Z12, STEREO 25, PZ3



To: **SINCLAIR RADIONICS LTD., 22 NEWMARKET ROAD, CAMBRIDGE**

Please send items detailed below:

.....

NAME

ADDRESS

For which I enclose cash/cheque/money order

PW.267

If you prefer not to cut this page, please quote PW.267 when writing your order

R.S.T. VALVE MAIL ORDER CO.

144-146 WELLFIELD ROAD, STREATHAM, S.W.16

Mon.—Sat. 9 a.m.—5.45 p.m.
No Early Closing
Open Daily to Callers
Tel. STR 0199, 1649

0A2	5/3	6BE6	4/8	6K6GT	5/-	7R7	19/8	19AQ5	7/8	50L6GT	6/-	DF96	6/-	ECP90	7/-	EM81	7/-	PCC189	10/-	8130	25/-	UM80	7/-
OC3	5/-	6BH6	7/-	6K7M	5/-	7S7	17/9	20D1	10/-	75	5/-	DH77	3/8	ECP92	7/-	EM84	7/-	PCC190	6/8	8P4	9/-	UU6	13/8
1A7	7/9	6B36	7/-	6K7G	1/3	7Y4	7/8	20E1	11/-	78	4/8	DK32	7/8	ECH21	19/-	ESU15027	6/-	PCF82	6/8	8P41	1/6	UU7	13/8
1D5	6/-	6H37A	7/-	6K7T	4/8	8BWB6	8/-	20L1	15/-	80	5/-	DK91	5/-	ECH35	11/-	EY51	7/-	PCF84	8/-	8P61	1/6	UU9	8/-
1E5	7/8	6BR7	10/6	6K8M	3/8	10C1	9/-	20P4	17/-	85A2	8/8	DK92	8/-	ECH42	9/-	EY96	6/8	PCF86	8/-	8P62	1/6	UY21	7/8
1LD5	5/-	6BR8	7/8	6K8G	3/-	10C2	12/-	20P5	18/-	150B2	14/8	DK96	6/8	ECH81	5/3	EZ35	4/9	PCP81	9/9	8U21	50/8	UY41	6/3
1N5GT	8/-	6B87	16/9	6K8GT	8/3	10F1	14/-	25A6	6/8	150C4	12/8	DL65	15/-	ECH83	7/-	EZ38	4/9	PCP82	10/9	T41	9/-	UY85	5/-
1R5	5/-	6BW6	7/8	6K25	20/-	10F3	12/-	25Y5	6/-	25L6GT	4/8	801	5/-	D192	4/9	ECL80	6/8	PCF85	10/9	TDD4	7/-	VMP4G	17/-
184	5/-	6BW7	3/8	6L1	9/8	10F9	9/9	25Z4	6/3	813	80/-	D194	5/9	ECL83	9/-	EZ81	5/-	PCF88	11/8	U14	7/-	VP4B	27/8
185	8/8	6C4	3/-	6L6G	7/-	10F18	9/-	866	10/-	150E6	7/-	D195	6/8	ECL86	8/9	EZ80	5/-	PCF89	12/-	U19	80/-	VR105/50	5/-
174	2/8	6C5G	4/-	6L18	7/8	10L1	10/-	25Z6	11/-	954	4/-	D196	6/8	EFL9	20/-	EZ82	5/-	PCF90	12/-	U25	10/8	VR150/30	5/-
3A4	3/8	6C8	3/9	6Q7G	5/8	10LD11	10/-	25D7	5/-	1825	5/-	DL99	6/8	EFL9	20/-	EZ83	5/-	PCF91	12/-	U26	10/8	VT25	5/-
3Q4	6/8	6C8G	6/-	6Q7GT	9/-	10P13	14/-	28D7	5/-	30C1	6/8	DM70	5/-	EF38	3/-	EZ84	5/-	PCF92	12/-	U27	8/8	VT31	29/-
3Q5	6/8	6C8G	22/6	68A7	7/-	11E3	27/8	30C15	11/8	6763	10/8	EY87	7/9	EF39	6/-	EZ85	5/-	PCF93	12/-	U28	3/8	VT39	58/-
384	4/9	6CH6	5/9	68C7	6/8	12AT8	4/8	30C17	12/-	7193	1/8	E88CC	12/-	EF41	8/8	EZ86	5/-	PCF94	12/-	U29	11/8	VT11	6/-
3V4	5/9	6C9G	4/-	68G7	4/8	12AT7	3/9	30C18	13/-	7475	2/8	E88CC	12/-	EF42	8/8	EZ87	5/-	PCF95	12/-	U30	12/8	VT12	12/8
5R4G	8/9	6C9G	12/-	68H7	2/8	12AU6	5/9	30F5	13/-	7475	2/8	E88CC	12/-	EF43	8/8	EZ88	5/-	PCF96	12/-	U31	13/8	VT13	12/8
5U4G	4/-	6D6	2/9	68J7	5/-	12AU7	4/9	30FL1	13/8	ATP4	1/9	E88CC	12/-	EF44	8/8	EZ89	5/-	PCF97	12/-	U32	13/8	VT14	12/8
5V4C	8/-	6F1	9/-	68K7GT	4/9	12AX7	5/9	30FL5	12/8	ATP5	7/-	E88CC	12/-	EF45	8/8	EZ90	5/-	PCF98	12/-	U33	14/8	VT15	12/8
5V3GT	5/-	6F5G	6/-	68L7GT	4/9	12BA6	6/-	30L15	12/8	ATP6	7/-	E88CC	12/-	EF46	8/8	EZ91	5/-	PCF99	12/-	U34	15/8	VT16	12/8
5Z46	8/-	6F6G	4/6	68M7GT	4/9	12BB8	6/8	30L17	13/-	ATP7	4/8	E88CC	12/-	EF47	8/8	EZ92	5/-	PCF100	12/-	U35	16/8	VT17	12/8
630L2	11/8	6F8G	4/6	68Q7	6/-	12C8GT	7/8	30P19	14/-	AU2	30/-	E88CC	12/-	EF48	8/8	EZ93	5/-	PCF101	12/-	U36	17/8	VT18	12/8
6A7	15/-	6F8G	4/6	6U4GT	10/-	12C8GT	7/8	30P11	14/-	AZ1	8/8	E88CC	12/-	EF49	8/8	EZ94	5/-	PCF102	12/-	U37	18/8	VT19	12/8
6A8G	12/8	6P11	12/8	6U5G	7/8	12E1	12/8	30P13	14/-	AZ31	7/9	E88CC	12/-	EF50	8/8	EZ95	5/-	PCF103	12/-	U38	19/8	VT20	12/8
6AC7	3/8	6P13	5/8	6V6M	8/-	12J7GT	7/8	30P14	14/-	CB31	15/-	E88CC	12/-	EF51	8/8	EZ96	5/-	PCF104	12/-	U39	20/8	VT21	12/8
6AK5	4/8	6P14	12/8	6V6G	5/8	12K7GT	3/8	35A5	17/-	CK502	5/-	E88CC	12/-	EF52	8/8	EZ97	5/-	PCF105	12/-	U40	21/8	VT22	12/8
6AL5	3/-	6P23	11/8	6V6GT	7/8	12K8GT	3/8	35L6	5/9	CK503	12/8	E88CC	12/-	EF53	8/8	EZ98	5/-	PCF106	12/-	U41	22/8	VT23	12/8
6AM5	2/8	6P23	2/6	6X4	3/8	12K9GT	3/8	35W4	4/8	CY31	10/-	E88CC	12/-	EF54	8/8	EZ99	5/-	PCF107	12/-	U42	23/8	VT24	12/8
6AM6	3/8	6H6	1/8	6X5G	4/8	12L7GT	3/8	35Z5	10/-	DAC32	7/8	E88CC	12/-	EF55	8/8	EZ100	5/-	PCF108	12/-	U43	24/8	VT25	12/8
6AQ5	5/8	6J5M	6/8	6X5GT	7/8	12M7GT	3/8	35Z5	10/-	DAF91	3/8	E88CC	12/-	EF56	8/8	EZ101	5/-	PCF109	12/-	U44	25/8	VT26	12/8
6AS7G	19/8	6J5G	2/8	7B6	11/-	12N7GT	3/8	35Z5	10/-	DAF96	6/-	E88CC	12/-	EF57	8/8	EZ102	5/-	PCF110	12/-	U45	26/8	VT27	12/8
6AT6	8/9	6J5GT	4/8	7B7	7/-	12P7GT	3/8	37	5/-	DCC90	8/-	E88CC	12/-	EF58	8/8	EZ103	5/-	PCF111	12/-	U46	27/8	VT28	12/8
6AU6	6/-	6J6	3/-	7C5	10/8	12R7GT	3/8	42	4/8	DP33	8/-	E88CC	12/-	EF59	8/8	EZ104	5/-	PCF112	12/-	U47	28/8	VT29	12/8
6BR9	2/-	6J7M	8/8	7C6	6/-	12S7GT	3/8	50B5	6/8	DEF0	5/-	E88CC	12/-	EF60	8/8	EZ105	5/-	PCF113	12/-	U48	29/8	VT30	12/8
6BG4	10/-	6J7G	4/9	7D5	8/-	12T7GT	3/8	50C5	5/9	DFP31	3/8	E88CC	12/-	EF61	8/8	EZ106	5/-	PCF114	12/-	U49	30/8	VT31	12/8
6BA6	4/8	6J7GT	8/8	7H7	5/-	1487	18/-	50C16G	32/8	DF92	2/8	E88CC	12/-	EF62	8/8	EZ107	5/-	PCF115	12/-	U50	31/8	VT32	12/8

SPECIAL 24 HOUR SERVICE
OBSOLETE TYPES A SPECIALITY
QUOTATIONS FOR ANY VALVE NOT LISTED
Postage 6d. per Valve C.W.O. No C.O.D.
Send S.A.E. for list
Manufacturers and Export Inquiries Welcome

**Special 24 Hour
Express Mail
Order Service**

SETS OF VALVES										
DAF96	DF96	DK96	DL96							Set of 4, 24/8
BRAND NEW TRANSISTORS										
AC127	8/-	OC25	11/-	OC71	4/8	OC81	4/-	OC82D	6/-	
AF114	7/-	OC28	16/-	OC72	6/-	OC81m/pr	OC83	6/-		
AF115	7/-	OC35	9/8	OC75	6/-	OC81D	12/8	OC170	7/8	
AF116	7/-	OC44	4/8	OC76	6/-	OC81D	4/8	OC171	7/8	
AF117	5/-	OC45	3/8	OC77	8/-	OC82	6/-	OC200	8/-	

PLEASE NOTE OUR NEW ADDRESS

2 METRES 4

The thrills of VHF Amateur Radio! Complete Kit, 70-150 Mc/s. costs only 47/6 (by post, UK, 3/3 extra) also now available new transistor Short-Wave kit model TR2 10-180 metres, ideal for beginners to Ham radio via simplified "Easy-Buttl'd" step-by-step instructions from 79/6. Write today enclosing a stamped addressed envelope for literature and full details. Overseas enthusiasts note we despatch to all parts of the world - local stamp OK for literature. "GLOBE-KING" (Regd.) precision standard products tried and trusted by Amateurs everywhere.

JOHNSONS (Radio)
St. Martins Gate, Worcester

RAPID SERVICING OF TRANSISTOR EQUIPMENT

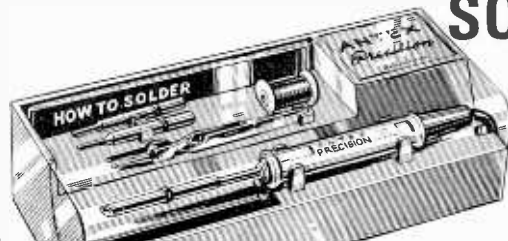
Gordon J. King

A systematic guide to the servicing of transistor radio and television receivers, tape recorders and high fidelity equipment. Directed to the service technician changing from valves to transistors, students starting a career in electronics, and the enthusiastic amateur, it describes semiconductors and transistors, their operating principles and circuitry, together with basic test procedures, and then concentrates on fault diagnosis in the various fundamental types of circuit—audio and video amplifiers, R.F. circuits and oscillators—each section concluding with a Fault Diagnosis Summary Chart. Chapters are devoted to the ordinary transistor portable receiver and practical advice on repair procedures.

160 pages. 90 line and half-tone illustrations. 30s.
from your bookseller or by post 32s. from

NEWNES, Tower House, Southampton St., W.C.2.

SOLDERING? - the complete answer!



Made by ANTEX—makers of the finest precision soldering irons in the world, this Soldering Kit contains everything you need for successful soldering. Unique plastic "tool-box" format (with space for iron stowage with plug) keeps everything where you want it.

ANTEX LTD. GROSVENOR HOUSE, CROYDON, SURREY. MUNICIPAL 2774/5

HOME RADIO for "QUALITY COMPONENTS"

The Home Radio Catalogue lists some 6,000 quality components (1,000 of them illustrated), but the key word is "quality". Before we catalogue any item we make sure the article is of the high quality that our customers have been led to expect from us; so having bought your catalogue you can buy with confidence. Our catalogue is backed by the fastest mail order service possible (any order received by us in the morning is invariably despatched the same day).



Don't delay—join our happy throng of satisfied customers. Send coupon for the catalogue today. Price 7/6 plus 1/6 postage and packing. Every catalogue contains 5 coupons, each worth 1/- if used as directed.

* To ensure speedy delivery of correspondence please include code at end of our address.

Please write your name and address in block capitals

NAME

ADDRESS

HOME RADIO LTD., Dept. PW, 187 LONDON ROAD, MITCHAM, CR4 2YQ

FOOTBALL POOL COMPUTER CIRCUIT and three other analogue circuits, 4/6.

DIGITAL COMPUTER CIRCUIT

A simple digital Adder/Subtractor using switches and lamps only. A fascinating demonstration of Binary arithmetic. Full circuit, wiring diagram and notes on the Binary system, 3/6.

NOUGHTS AND CROSSES MACHINE CIRCUIT. Uses standard miniature switches and lamps only. This machine cannot be beaten. Full circuit, wiring diagram and instructions, 3/6.

1% High Stability Resistors
¼ watt 1%, 2/- each. Full range 10 ohms to 10 Meg. Stock List available.

1% Wirewound Resistors
1% 1 watt, 1 ohm to 5K, 3/3; to 20K, 4/6; ½ watt add 3d. Your value wound to order.
200 Assorted 2 watt Resistors, 1% to 20%, 12/6.

PLANET INSTRUMENT CO.

25 (W) DOMINION AVENUE, LEEDS 7

WORLD RADIO & TV HANDBOOK 1967, 32/-

by JOHANSEN, postage 1/3

Transistor Specs. and Subs. Handbook 1967 ed. by Techpress. 22/6. P. & P. 1/-.

Radio Valve Data by W.W. new 8th ed. 9/6. P. & P. 1/-.

V.H.F. for the Radio Amateur by C.Q. 28/-, P. & P. 1/3.

Hi-Fi Year Book 1967. 15/-, P. & P. 1/6.

R.S.G.B. Amateur Radio Call Book 1967 ed. 6/-, P. & P. 8d.

R.S.G.B. Radio Amateur Examination Manual 1967 ed. 5/-, P. & P. 8d.

Transistor Pocket Book by Hibbeard. 25/-, P. & P. 1/3.

Where possible 24-hour service guaranteed.

UNIVERSAL BOOK CO.

12 LITTLE NEWPORT STREET,
LONDON, W.C.2

(Leicester Square Tube Station)

GO AROUND THE WORLD
A.F.C. PAZ TRANSUBIC SYSTEMS ABCDOW
396 Fat. App. For
£2 POST FREE

On your own

TRANSISTOR PORTABLE:

- ★ Boosts Pirate and distant stations.
 - ★ No Plugs—No Connections! Just place Dewtron Wave Trap near radio.
 - ★ Extends Battery life — reduces 'fading'.
 - ★ Use in car, caravan, without aerial. With PPS battery (life several months).
- D.E.W. LTD., Dept. P.W., Ringwood Road, FERNDOWN, Dorset.

with the NEW Antex

PRECISION SOLDERING KIT

This is what the ANTEX Kit contains:

- Model CN240 15W Precision Iron with 3/16" bit, (used in electronic workshops and factories all over the world)
- Two spare Interchangeable Bits (5/32" and 3/32")
- Reel of resin-cored Solder
- Handy Heat Sink ● Cleaning Pad

BRING YOUR WORKSHOP UP-TO-DATE with the new ANTEX KIT

Obtainable from radio and electrical shops everywhere.

49/6

PLUS 36-page booklet on "How-to-Solder"—a mine of information for amateur and professional.

ANTEX LTD. GROSVENOR HOUSE, CROYDON, SURREY. Municipal 2774/5

Practical Wireless Classified Advertisements

The pre-paid rate for classified advertisements is 1/6d. per word (minimum order 18/-), box number 1/6d. extra. Semi-displayed setting £4. 12s. 6d. per single column inch. All cheques, postal orders, etc., to be made payable to PRACTICAL WIRELESS and crossed "Lloyds Bank Ltd." Treasury notes should always be sent *registered post*. Advertisements, together with remittance, should be sent to the Advertisement Manager, PRACTICAL WIRELESS, George Newnes Ltd., Tower House, Southampton Street, London, WC2, for insertion in the next available issue.

METAL WORK

METAL WORK: All types cabinets, chassis racks, etc., to your specifications. PHILPOTTS METAL WORKS LTD. Chapman Street, Loughborough.

SHEET METAL PUNCH (Pat. App. No. 309050/66), with Punch and Die for one size 19/16, P & P. 4/-, Clearance sizes available, 1/2", 3/8", 1/2", 5/8", 3/4", 7/8", 1 1/8". Send for leaflet. J. MOIR (TOOLS), 81 Oldham Street, Hyde, Cheshire.

EDUCATIONAL

RADIO OFFICERS see the world! Sea-going and shore appointments. Trainee vacancies during 1967. Grants available. Day and Boarding students. Stamp for prospectus. Wireless College, Colwyn Bay.

"BECOME "Technically qualified" in your spare time, guaranteed diploma and exam. home-study courses in radio. T.V. servicing and maintenance. T.T.E.B., City and Guilds, etc: highly informative 120-page Guide—free. CHAMBERS COLLEGE (Dept. 857K), 148 Holborn, London. E.C.1."

CITY & GUILDS (electrical, etc.) on 'Satisfaction or Refund of Fee' terms. Thousands of passes. For details of modern courses in all branches of electrical engineering, electronics, radio, T.V., automation, etc., send for 132 page Handbook—FREE. B.I.E.T. (Dept. 168K) Aldermaston Court, Aldermaston, Berks.

RADIO OFFICER training courses. Write: Principal, Newport and Monmouthshire College of Technology, Newport, Mon.

City and County of Bristol BRISTOL TECHNICAL COLLEGE

Principal: E. Poole, B.Sc.Eng., M.I.Mech.E., M.I.Prod.E.

CAREERS IN RADIO & RADAR

Marine Radio Officers

2-year full-time course for young men aged 16 upwards, leading to 1st and 2nd class P.M.G. Certificates and B.O.T. Radar Maintenance Certificate.

Conversion Course (2nd Class to 1st Class).

R.T. Course (for Full or Restricted Licence).

Training given on the latest types of Marine and Aircraft Equipment in newly equipped Laboratories at

THE SCHOOL OF MARINE RADIO AND RADAR

Senior Lecturer: F. E. BARLTROP

For details write to:

THE REGISTRAR
BRISTOL TECHNICAL COLLEGE
ASHLEY DOWN, BRISTOL 7

MISCELLANEOUS

CONVERT ANY TV SET into an Oscilloscope. Diagrams and instructions 12/6. REDMOND, 42 Dean Close, Portslade, Sussex.

ELECTRONIC MUSIC ?

Then how about making yourself an electric organ? Constructional data available—full circuits, drawings and notes! It has 5 octaves, 2 manuals and pedals with 24 stops—uses 41 valves. With its variable attack you can play Classics and Swing.

Write NOW for free leaflet and further details to C & S., 20 Maude Street, Darlington, Durham. Send 3d. stamp.

SERVICE SHEETS

SERVICE SHEETS. Television. All makes all models. Great new selection. Over 3,000 types. Only 3/- each. Post Paid. D. & B. TELEVISION (WIMBLEDON) LTD., 131 Kingston Road, South Wimbledon, London, S.W.19. Tel.: CHERRYWOOD 3955.

SERVICE SHEETS for all makes, Radio, T/V, Tape Recorders, 1925-1966. Prices from 1/-. Catalogue 6,000 models 2/6d. Free fault-finding guide with all Sheets. Please send stamped addressed envelope with all orders/enquiries, HAMILTON RADIO, Western Road, St. Leonards, Sussex.

SERVICE SHEETS, Radio TV, 5,000 models, List 1/-. S.A.E. inquiries, TELRAY 11 Maudland Bank, Preston.

SERVICE SHEETS (75,000) 4/- each. Callers welcome. Always open. 5 South Street, Oakenshaw, Bradford.

SERVICE SHEETS

RADIO TELEVISION over 8,000 models. JOHN GILBERT TELEVISION, 1b Shepherds Bush Rd., London W.6. SHE 8441.

SERVICE SHEETS

4/- each, plus postage

We have the largest display of Service Sheets for all makes and types of Radios and Televisions, etc., in the country. Speedy service.

To obtain the Service Sheet you require please complete the attached coupon.

Name:

Address:

To: S.P. DISTRIBUTORS

30 Baker Street, London, W.1

Please supply Service Sheets for the following

Make:

Model No. Radio/TV

Make:

Model No. Radio/TV

Make:

Model No. Radio/TV

I require the new 1967 List of Service Sheets at 1/6 each plus postage.

(please delete items not applicable)

I enclose remittance of (which includes postage)

MAIL ORDERS ONLY (Feb.) PW

FOR SALE

ELECTRIC SOLDERING IRON



FANTASTIC BARGAIN OFFER

Lightweight Pistol Grip handle 40 watt, 240/250V. A.C. Detachable handle forms cover for iron when not in use. With 4ft. Safety 3-core flex. Indispensable for every home handyman. A boon to model makers and a necessity for every wireless enthusiast. Offered to you at this new amazing price.

ONLY 10/-
Post Free

C. H. SERVICE (Dept. P.W.)
Lusted Hall Lane, Tatsfield, Kent.

FOR SALE
(continued)

FIVE-TON FACTORY CLEARANCE: Radio TV Electrical Components in mixed parcels. Example: 22lb. mixed parcel £1, p.p. 7/6. Speakers, grilles, valves, bases, i.f.s. covers, condensers, etc. Hundred other items. S.A.E. list and postal order to P. NEWTON, 16 Shalcross Crescent, Hatfield, Herts.

SPECIAL OFFER

GEVAERT TAPE. New, Boxed, 5 $\frac{1}{2}$, 600ft. with Stop and Leader Tapes 9/- or 6 for 50/-, post paid.
GRUNDIG MA1. 2 Transistor Pre-amps for Tape Monitoring or Microphone Boosters, 57/6, post paid.
LIST PRICE 4 GNS.
LEE ELECTRONICS
400 Edgware Road, Paddington 5521
Send for Free Lists and details of above

MANUFACTURERS varied surplus, experimenters send for list. HATFIELD, 7 St. George Bungalow, Hildenborough, Kent.

YUKON SO PROFESSIONAL THE YUKON SELF-SPRAY AEROSOL MAY GET THESE AIR DRYING GREY HAMMER OR BLACK WRINKLE (CRACKLE) FINISH

Yukon Aerosol Spraykit contains 16 ozs. fine quality durable easy instant spray. No stove baking required. Hammers available in grey, blue, gold, bronze. Modern Eggshell Black Wrinkle (Crackles) all at 14/11 at our counter or 15/11 carriage paid, per push-button self-spray can. Also Durable, heat and water resistant Black Mat. finish (12 ozs. self-spray cans only) 13/11 carriage paid.
SPECIAL OFFER can plus optional transferable snap-on trigger handle (value 5/-) for 18/11, carriage paid. Choice of 13 self-spray plain colours and primer (Motor car quality) also available.

Please enclose cheque or P.O. for total amount to YUKON, Dept., 307a Edgware Rd., London W.2. Open all day Saturday. Closed Thursday afternoons.

(Open all day Saturday,
Closed Thursday afternoon)

**TRANSISTORS
SPECIAL OFFER**

1 watt S.T.C. 300 mc/s N.P.N. Silicon Planar, Transistors limited stocks £1 for 6.

WITH DATA

3/- each. OC44, OC45, OC70, OC71, OC81, OC81D, OC200, GET16, GET20.

4/- each. AF114, AF115, AF116, AF117, OC170, OC171.

5/- each. OC139, OC140, GET7, GET8, GET9, XC141, BY100, OA211.

BSY27 7/6 each OC20 10/- each

ZENER DIODES

All volts between 3.9v. and 26v.
 $\frac{1}{2}$ w 3/6 each, 1.5w 5/- each,
7w 6/- each.

Send 6d. for full lists:—
inc., S.C.R., Zeners.

CURSONS

78 BROAD STREET
CANTERBURY, KENT

FOR SALE
(continued)

LEE ELECTRONICS

The Tape Recorder and Hi-Fi Specialists

MINIFLUX. 4-Track Stereophonic/Monophonic Record/Playback Heads. List Price 6 gns. Special Offer, 55/- each.

MINIFLUX. 4-Track Stereophonic/Monophonic Ferrite Erase Heads. List Price £3.10.0. Special Offer 32/6 each, or supplied together (one of each) at £3.17.6. (Send S.A.E. for details.) All Heads are supplied complete with fixing plates and Technical Specifications. Also available—PAPST, 2-Speed Direct-Drive Capstan Motors. List Price £12.0.0. Special Offer £3.10.0. Post Paid.

90 EDGWARE ROAD, PADDINGTON, W2
Paddington 5521

MORSE MADE!

The Famous RHYTHM RECORDED COURSE cuts the practice time down to an absolute minimum.

One student, aged 20, took only 13 DAYS, and another, aged 69, took under a week to read 19 wpm. If you wish to read Morse easily and naturally please enclose 8d. in stamps or two international reply coupons for full explanatory leaflet to: G3CHS/P.
45 Green Lane, Purley, Surrey, UPLands 2896

HAMMERITE HAMMER PATTERN BRUSH PAINT FOR PANELS, METALWORK

3/6 TIN • JUST BRUSH ON • WITHSTANDS 150°C. OIL, WATER ETC.
2 $\frac{1}{2}$ oz. tins 3/6 $\frac{1}{2}$ gallon 35/-*
 $\frac{1}{2}$ pint 7/6 1 gallon 58/-*
1 pint 15/- (* sent by road)
Carriage: Orders up to 5/-, 9d.; up to 10/-, 1/9; over 10/-, 3/-. Colours: blue, silver, black or bronze. Return of post service, Monday to Friday.

From your component shop or direct from the manufacturer:
FINNIGAN SPECIALTY PAINTS (PW)
Mickley Square, Stockfield, Northumberland.
Tel. Stockfield 2280.

WANTED

VALVES WANTED, brand new popular types boxed. **DURHAM SUPPLIES (C),** 175, Durham Road, Bradford 8, Yorkshire.

WE BUY New Valves and Transistors. State price. **A.D.A. MANUFACTURING CO.,** 116 Alfreton Road, Nottingham.

DAMAGED AVO METERS wanted. Models 7 and 8. Any condition. Any quantity. **HUGGETTS LTD.,** 2-4 Pawson's Road, West Croydon.

WANTED: Popular Brand New Valves. R.H.S. Stamford House, 538 Great Horton Road, Bradford 7.

WE BUY New Valves for cash, large or small quantities, old types or the latest by return. Send details. Quotations by return. **WALTON'S WIRELESS STORES,** 15 Church Street, Wolverhampton.

WANTED NEW VALVES ONLY

Must be new and boxed
Payment by return

WILLIAM CARVIS LTD
103 North Street, Leeds 7

BOOKS & PUBLICATIONS

A GUIDE TO SURPLUS COMMUNICATION RECEIVERS

A detailed guide to thirty-one receivers, including the HR0, AR88, CR100, R107, R1155, PCR, 52 set, etc. 7/6. P. & P. 1/-. *Mail order only to:* **ADKINS, 72 Courtenay Ave, Harrow Middlesex.**

SURPLUS HANDBOOKS

19 set Circuit and Notes 4/6 p/p 6d.
1155 set Circuit and Notes 4/6 p/p 6d.
H.R.O. Technical Instructions 3/6 p/p 6d.
38 set Technical Instructions 3/6 p/p 6d.
46 set Working Instructions 3/6 p/p 6d.
88 set Technical Instructions 5/- p/p 6d.
BC.221 Circuit and Notes 3/6 p/p 6d.
Wavemeter Class D Tech. Instr. 3/6 p/p 6d.
18 set Circuit and Notes 3/6 p/p 6d.
BC.1000 (31 set) Circuit and Notes 3/6 p/p 6d.
CR.100/B.28 Circuit and Notes 8/6 p/p 9d.
R.107 Circuit and Notes 5/- p/p 6d.
AR.88D Instruction Manual 15/- p/p 1/6
62 set Circuit and Notes 4/6 p/p 6d.
Circuit Diagrams 3/- each post free, R.1116/A, R.1224/A, R.1355, R.F. 24, 25 and 26, A.1134, T.1154 (all models), BC.312, BC.342, BC.348J, BC.348 (E.M.P.), BC.624, 22 set.

52 set Sender and Receiver circuits 8/- post free
Resistor colour code indicator, 1/6 p/p 6d.

S.A.E. with all enquiries please.
Postage rates apply to U.K. only.

Mail order only to:

INSTRUCTIONAL HANDBOOK SUPPLIES

DEPT. PW, TALBOT HOUSE,
28 TALBOT GARDENS, LEEDS 8

SOUND RECORDINGS

A UNIQUE TAPE BUY! Top brand 7in. 2,400ft., 25/-; 5 $\frac{1}{2}$ in., 1,200ft. 15/-; P. and P. 1 at 2/-, 2 at 2/9, 3-6 at 3/6. Bargains in all sizes. S.A.E. for list. **E.C. KINGSLEY AND CO. LTD.,** 93 Tottenham Court Road, London W.1., EUSon 6500.

RECEIVERS & COMPONENTS

CQ ALL HAMS Telephone sets "L" Mk. 1 with batteries 36/- each or 58/6 pair. Carbon hand mikes No. 4 7/6. Remote control units No. 2 13/6. No. 10 padded moving coil head phones & mike 12/6. 3 gang 500 Pf tuning capacitors new & boxed 8/6. 19 set morse keys 7/6. 6V6 & 807 valves 5/-. Post paid. SAE lists. **G. WEBSTER (ELECTRICAL)** 9a Greyfriars Road, Coleham, Shrewsbury, Shropshire.

A.I. POST FREE BARGAINS

SPECIAL OFFERS ALL BRAND NEW
V/controls w/wound s.p. switch 25k or 50k 4/9
V/controls carbon less switch all values 3/6
V/controls carbon D.P. switch all values 5/9
Mixed resistors per 100 7/6
12AU7, 6/- PCF80, 5/-
3w. Record Player Amplifiers, 84/-
2-way socket panels 9d. each. 4/9 dozen.
Recording TAPE
3in. 300ft. 4/9 3in. 150ft. 3/3
5 $\frac{1}{2}$ in. 1800ft. 20/- 5in. 900ft. 12/-
7in. 1800ft. 19/- 7in. 3600ft. 57/8
3in. 600ft. 12/6 3in. 225ft. 3/9
5in. 600ft. 8/3 5 $\frac{1}{2}$ in. 1200ft. 14/6
7in. 1200ft. 14/3 4in. 900ft. 14/6

3 Reels and over 5% discount.
S.A.E. All enquiries. Satisfaction guaranteed.

A.I. RADIO COMPONENTS
14 The Borough Canterbury Kent

RECEIVERS & COMPONENTS
(continued)

TRANSISTORS, UNMARKED, UNTESTED, 40 for 10/-, and p. 1/-, 4 packets post free. Relays, thousands of types, special catalogue free. General catalogue of Mechanical and Electrical Gear, Tools, etc. (5,000 items), free. **K. R. WHISTON** (Dept. PRW), New Mills, Stockport.

MULLARD TRANSISTOR BARGAIN

Brand new first grade—fully guaranteed. OC44, OC81D, OC81, OC73, any 5 pieces 10/- post paid. Matched Output Set OC81D + pair OC81 7/- post paid. Matched RF Set OC44 + pair OC45 8/6 post paid.

100 pV 750 mA Silicon Rectifiers 8 pieces 10/-, 2N2926 Planars gain spread 150-300 3 pieces 11/-, KS31W Thermistors 8 K ohms at 20°C 2/- each. 1500+2000 MFD at 25V WKG. Capacitors 3/- each.

CATALOGUE. Our 16 page list contains prices of hundreds of Semiconductors, circuits and handy reference section—Send 1/- stamps. Postage, 9d. per order.

L.S.T. COMPONENTS

23 New Road Brentwood Essex

COMPONENTS, transistors ex-W.D. and surplus. Call at **ROGERS**, 31 Nelson Street, Southport. (List 6d stamp.)

TRANSISTORS

For the short wave experimenter. All brand new at economy prices. Guaranteed. Silicon NPN, 2N2926, 100 M/C, 4/-, ME3011, 800 M/C, 5/6, 2N3662, 1200 M/C, 13/-, 2N697, 50 M/C, 2 watt, 13/-, BFY17, 245 M/C, 2.5 watt, 17/6. Germanium PNP, AF139, 800 M/C, 13/6, GM290, 800 M/C, 16/6, AFY19, 225 M/C, 0.8 watt, 24/-, Send stamp for full list. **G. ELLIOTT**
3 Sandgate Avenue, Tilehurst, Reading, Berks.


RECEIVERS & COMPONENTS
(continued)

EXPERIMENTER'S PRINTED CIRCUIT KIT

The Kit contains 4 copper laminate boards to suit the designs enclosed and all chemicals required for etching. 16-page Etching Manual "PRINTED CIRCUITS FOR AMATEURS". 2 miniature radio dials. . . also free with each kit. . . Essential Design Data, Circuits, Layouts, Chassis Plans etc. for building.

30 SUGGESTED PROJECTS

Latest very efficient electronic designs you probably haven't heard of yet. . .



. . . including 4 crystal sets, 4 Amplifiers, 2 Intercoms, 4 Pocket Loudspeaker Radios, Triple Reflex with self-adjusting regeneration, Barctria-Powered Radio, Matchbox Radio, Radio Control Receiver, Control of models by induction (not radio), Human Body Radiation Detector, Efficient Burglar Alarm, Man/Woman Discriminator, Perpetual Motion Machine, 3 SUBMINIATURE RADIO DESIGNS, smaller than anything so far published anywhere in the World, Ring Radio, Wrist-Watch Radio, Postage-Stamp Radio, Thermal Proximity Fuse, Pocket Transceiver for 10m band (licence required), Transistor Tester, Light-Seeking Robot, etc. Price of kit 8/6. Post & Packing 1/6. Send S.A.E. for details, Photographs.

"YORK ELECTRICS"

181a York Rd., London S.W.11

RECEIVERS & COMPONENTS
(continued)

WELL-KNOWN ARMY TRANS-RECEIVER MK. III Range 2-8 Mc/s R.T. M.C.W. and G.W. approx. size 1 7/8 x 7 x 1 1/2. Power required 12 V.L.T. Receiver H 275 V. T.X. 800 V. set only 45/- or with 225 Mc/s U.H.F. Tx/Rx. Section 15/- extra. Carr. both 10/-. Every set checked complete and in reasonable condition. Air tested 10/-, 12 V.D.C. P.U. 15/-, New 30/-, Carr. both 5/-. Brand new 200/250 V.A.C. Power Unit for Receiver. In lowered metal case 12 V. and 275 V. complete with 12 pin plug to set only 70/- post 5/-. Similar P.U. for T.X. and R.X. supplying 12 V.D.C. 275 V. and 800 V. £73.00. post 5/-. Brand New Headset and Mike which plugs straight into set (specially made) 22/6. Brand New Sets available at 26.10.0. New Aerial tuning units at 20/-, Post 7/6. All circuits of units supplied.

TOWNEND RADIO (DEPT. E)
263 Wakefield Road, Bradford 4, Yorks.

31 Set WTs. complete with 15 valves and 2 crystals. Operate up to 48 Mc/s tunable with circuit and details. No rear case, 25/-, each. Part post 5/-.

Spare Set Valves and Crystals. 12/8. Chassis less valves. 12/8. P. & P. 5/-.

No other spares available.

Assorted High Stab Resistors. 7/8. 100.

Assorted Syflex P.F. Condensers. 7/6. 100.

Paxolin Sheet, 1/16" x 12" x 12", 3/-.

Thin Paxolin Sheet, approx. 1/64" x 12" x 12", 6 sheets for 5/-.

White Plastic Sheet, approx. 1/32" x 6 1/4" x 24". Suitable dials, insulation, case fronts, etc. 4 sheets for 5/-.

Small E.M. Counters, 5 digit, 500 ohm, 6/6.

Bulgin Extra Sensitive Micro Switch. 5/-.

P.O. Relay 2000 ohm, 1B, 5/-, 1M, 1B, 6/-.

Key Switches, 4 pole, 2 throw, 3/8, 3 position DP+DP centre off, 5/6, 3 clo+4 clo centre off, 6/-, DP+DP 2 for 5/-.

Plessey Plugs and Sockets, 12 way, 3/- pr., 6 way 5/- pr.

6 or 12 way screened cable to match, 3/- yd. Breast Mike, 6/-, Carbon Inserts, 1/6.

Battery Ever-Ready, 90v+7v, 4/6, 12 for 30/-.

Small Component Boxes, 12/6, for 60 samples 6/1. M.I. Metal Screen for 5µP7 with fittings, 6/6, 250mA Fuses 1" x 1", 5/-, 100.

100 volt Hand Generator, 7/6.

Rheostat WW Rotary, 15 ohms, 3.6 amp, 12/6. Details of Instrument Case Assembly Free, send large addressed envelope.

Rotary Transformer, Input 12 volts, output 490v at 65mA, 9/-.

Rotary Transformer, 12v. input, 300v output, at 0.2 amp, 35/-.

Modern lightweight Breast Mike, Polythene fittings, New, 7/6, spare insert 2/6.

Ernest Turner meter 2 1/2" fitting (round) 1-0-1M/A. Centre zero, 12/6.

Carpenters relay type 3SE1, 250 ohm +200 ohm each side. Fitted with plug in base, 17/6 each.

Type 3000 P.O. relay, New 6000 ohm coil, 2 sets of change-over, 8/6.

Transistors 2G302, 2/-.

Printed circuit board, 11" x 5 1/2" ideal for reuse with 28 diodes CV448 plus some high stab resistors, 10/- post paid.

A new range of instrument cases ready send for free list. S.A.E. please.

Polyethylene capacitors 125 volts wkg., 120,000. Recent manufacture for computer co. Prices 6/- each, 5/- doz., 25/- per 100. Your choice of values stock up now and save pounds, FREE sample with lists of values.

Siemens High Speed Relay, S.P.C.O. 1000, +1,000 ohms, 6/-.

Small Sealed Relay 1,700 +1,700 ohms S.P.C.O., 6/-.

P.O. Relay, 200 ohms 2 change over, 6/-.

Mains transformer output 350-0-350v at 100 M/A +2 x 5v at 2A, 1 x 2v at 1A, 1 x 6.3v at 2A, 15/-.

Extra Small Rotary Transformer by Hoover, 12v in output 300v suitable razors etc. with cooling fan new boxed, 10/-.

E. R. NICHOLLS

Mail Order and Retail Shop
46 LOWFIELD ROAD
OFF SHAW HEATH, STOCKPORT
CHESHIRE

BI-PAK SEMICONDUCTORS

8 RADNOR HOUSE
93/97 REGENT STREET
LONDON, W.1

LOW COST SILICON CONTROLLED RECTIFIERS (THYRISTORS) FACTORY TESTED

1 AMP (TO-6 can) PIV	7 AMP (STUD) PIV	16 AMP (STUD) PIV	Free SCR Literature including EACH Circuit Diagram for Light Dimmers, Speed Controllers, AC Power Switch, etc. with SCR orders or on request.
50 8/6	100 10/6	100 18/6	
100 9/6	400 30/-	400 30/-	
200 22/6	600 45/-	600 55/-	
400 22/6	400 PIV Power SCR 30 Amp.	Special Price 80/-	

FREE One 10/- Pack of your own choice free with orders valued 4/- or over. **FREE** and/or LOGIC MODULES (Gates, Memory Units, Timer Units, etc., details free) **FREE**

VALUE PAK 50 10/-

TRANSISTORS UNTESTED

3 OC139 Trans. NPN Mullard	10/-
2 Drift Trans. 2N1225 100 M/Cs PNP	10/-
6 Matched Trans. OC44/48/81/81D	10/-
4 OA10 Diodes Mullard	10/-
15 Red Spot AF Trans. PNP	10/-
4 Red Spot RF Trans. PNP	10/-
4 Sil. Rects. 3A 100/400 PIV	10/-
4 NPN Trans. OC139 2N1302, ETC.	10/-
2 10 Amp. Sil. Rect. 50/100 PIV	10/-
8 Diodes 4 OA70, 4 OA79	10/-
1 5 AMP SCR 100 PIV	10/-
3 Sil. Trans. 28803 PNP	10/-
5 GE7884 Trans. Eqvt. OC44	10/-
10 Assorted Computer Diodes	10/-
4 Zeners 5, 6.8, 10, 12 Vits	10/-
4 2G47 Trans. Eqvt. AF116/117	10/-
2 200 M/Cs 8.1. Trans. BS226/27	10/-
2 Bi-directional Trans. ASY66	10/-
4 High Current Trans. OC42	10/-
2 Power Trans. OC26/35	10/-
5 Sil. Rects. 400 PIV 250mA	10/-
3 OC71 Trans. Mullard	10/-
3 OC75 Trans. Mullard	10/-
3 NPN Sil. Trans. 70 M/Cs	10/-
1 Power Trans. OC20 100 Vits	10/-
4 OA47 Gold Bonded Diodes	10/-
4 OA202 Sil. Diodes Sub-Min	10/-
3 OC77 Trans. Mullard	10/-
8 OA81 Diodes CV448	10/-
3 Sil. Rects. 400 PIV 500 mA	10/-

Our vast stocks change daily with hundreds of Semiconductor bargains becoming available. Just send 2/6 to cover 3 months mailing of our latest stock lists, eqvt. charts, circuits, etc.

10 SCR'S UNMARKED, UNTESTED VOLTAGE RANGE 1 Amp 50-400 PIV 20/-

3 High vit. AF Trans. PNP ACY17	15/-
5 Sil. Rect. 750mA 100 PIV TEXAS	15/-
3 BSY95A Sil. Trans. STC	15/-
3 Sil. Trans. OC200 Mullard	15/-
2 Sil. Power Rect. 6 Amp. 200 PIV BYZ13	15/-
1 AF139 GERM. Trans. 1500 M/Cs.	15/-
1 Sil. Power Trans. 100 M/Cs TK201A NPN	15/-
6 Zener Diodes 3-15vits 500 PIV	15/-
5 OA5 Gold Bonded Diodes Mullard	15/-
1 2N1132 PNP PLANAR Trans. Sil	15/-
2 2N697 NPN PLANAR Trans. Sil	15/-
4 GERM. Power Trans. eqvt. OC16 Mullard	15/-
1 UNJUNCTION Trans. 2N2646 G.E.	15/-
2 Sil. Trans. 60VCS 200 M/Cs ZT83/84	15/-
1 Sil. PLANAR Trans. BSY25 NPN 1000M/Cs	15/-
1 Sil. Trans. 18104 150 M/Cs HPE 200 NPN	15/-
2 SCR's 50 PIV 1 Amp. TO-6 can	15/-
1 Tunnel Diode IN370 (T1-5) G.E.	15/-
1 2N2160 UNJUNCTION Trans. TO-6 can	15/-
2 Sil. Rect. 5 Amp. 400 PIV Stud	15/-
1 Tunnel Diode AEY11 STC. 1050 M/Cs	15/-
2 GERM. Power Trans. OC28/29	15/-
2 ZENERS 26 Watt 18 & 22 Vits	15/-
6 Sil. Rect. Type BY100 400 PIV 500mA	15/-
8 Sil. Rect. 400 PIV 200/500mA	20/-
1 Transistor Manual by G.E. 648 pages	30/-
1 Silicon Controlled Rect. Manual G.E.	30/-
25 Mixed Sil. & GERM. Trans. New Marked	30/-
40 Mixed Semiconductors New Marked	40/-
1 Logic Module Handbook & Catalogue	17/6

Minimum Order 10/-. CASH WITH ORDER PLEASE. Add 1/- postage and packing per Order. GUARANTEED by return postal service. Overseas add extra for Airmail.

RECEIVERS & COMPONENTS
(continued)

COMPONENTS

- ★ ASSORTED CAPACITORS — New Paper, Polyester, Electrolytic, etc., 100 off 9/6
- ★ ASSORTED RESISTORS—Hi-Stab. 300 off (5%, 1/10, 1/2, 1 watt, worth £3)..... 15/-
- ★ SELECTED COMPONENTS—Over 100 Hi Stabs, Capacitors, Pots, Rectifiers, Switches etc..... 10/-
- ★ TRANSISTORS—Matched Output Kit: OC81D and 2-OC81 9/6
R.F. Kit: OC44 and 2-OC45 9/6
OC44, 45, 70, 72, 81 and 81D Equivalents, each 3/-
- ★ CAPACITORS—Miniature Polyester Foli: 160 VDC/100 VAC. 33 pF to .1µF:5 off, one preferred value.. 3/6
.15µF to .47µF:5 off, one value..... 5/-
(P. & P. 1/6 per order, C.W.O.)

ELMBRIDGE INSTRUMENTS LTD.
Island Farm Avenue, West Molesley, Surrey

TRANSISTORS and COMPONENTS

Transistors and Components. OC71, OC72, OC44, OC45, OC81, OC81D, 3/- ea. OC83 6/-+4d. P.P. Any quantity. AF116, AF117, OC170, AF115, 3/6. P.P.

Silicon Rectifiers. BY100 (Branded) 800 P.I.V. 550 M/A. Suitable for T.V., Radio etc., 5/-+4d. P.P. BYZ13, 200 P.I.V. 6 amps. 5/4. P.P. BYZ15 200 P.I.V. 40 amps. £2.17.0. P.P. BYZ15 200 P.I.V. 5 amps. 6/6 ea. P.P. BYZ15 800 P.I.V. 400 M/A, 4/-+4d. P.P.

Texas Transistors. 2N1302=ASY28, 6/6 ea. 2G302=GET872, 7/6 ea. 2G301=GET873, 6/6 ea. 2C339A=AC127, 2/6 ea. 2G374=OC75, 2/4 ea. GMO200 U.H.F. transistors cut of freq. 700 Mc/s. 19/6 ea.

Mullard Transistors. ASY28, 8/6 ea. AC126, 8/-, OC75, 8/-, AF186 Cut of freq. 800 Mc/s. 27/6. OC73, 3/6 ea.

Mullard Thyristors. BTY-79-400R 400 P.I.V. 4.7 amps. £1.16.9.

S.T.C. Transistors (Grade 1) BSY95A 10/6+4d. P.P. Any quantity.

Newmarket Transistors (Grade 1) NKT271, 8/-, NKT773, 10/-, NKT276, 6/6, NKT214, 6/6, NKT275, 6/6, NKT224, 6/6, NKT27A (diode), 3/6.

Acos Record Player. Cartridge replacement for Garrard, Collaro, B.S.R. with needles, 12/6+8d, P.P. Mazda ECC85 valves, 4/6+id. P.P. ORP12, ORP60 Cadmium Sulphide, Light sensitive. 7/9 ea.

Special Offer 1-OC44, +2-OC45. +1-OC81D, +1-OA81, 2-OC81, 12/6+4d. P.P. LP60 Erase Head (Transistor Type) £2.10.0 +watt Labgear (Grade 1) Resistors 5d. ea. +4d. P.P. Any quantity. 5% +watt Hi-Stability res., 9d. ea. +4d. P.P. Any quantity. (Mail Order only.)

J. ROBINSON (Radio & TV)

4 HIGHCLIFFE ROAD, BLACKLEY
MANCHESTER 9

POCKET SIZE Transistor Testers

Tests Transistors in or out of set
Test both P.N.P. and N.P.N.
Price 30/- Battery and Post Free

Personal shoppers welcome

BROOK & HILL ELECTRONICS
695/697 Seven Sisters Road,
London, N.15
(50 yds. from Wards Corner)

RECEIVERS & COMPONENTS
(continued)

JOHN'S RADIO (Dept. B)
OLD CO-OP WHITEHALL ROAD,
DRIGILLINGTON, BRADFORD
EXCLUSIVE OFFER
Radio Telephone Type T.R.101. MK 2 Medium Power



These sets cover the range of 2-8 mcs. in two switched bands, using RT and C.W. incorporating netting control, internal speaker and internal P.T. For 12 volt D.C. supply a separate unit is available to use this set from 200/250 V. A.C.

A meter is used for checking the set while in operation, using 13 valves, (3 EL32 in final transmitter output) transmitter automatically tunes to the same F.X. as receiver, which uses one R.F. and two I.F. stages, being extremely sensitive and selective.

Each set supplied fully tested, complete with mike, headset, spare valves, handbook, in carton, brand new. £17.10.0, carr. 30/-

(Manufacturing price alone cost around £100 each) These sets have been made to stand up to the hardest of wear and working conditions. T.R. 101 MK 1 R/T M.C.W., C.W.

This set is practically identical to the above, but being an earlier version, using 11 valves (one large valve in final output instead of three). Main difference external power unit for 200/250 V.A.C. or 12 V.D.C., or 12 and 24 V.D.C. Also no internal speaker. Size of Mk. 1 and 2 approx. 18 x 8 x 12 ins., supplied complete with mike and headset, handbook, fully tested in carton, BRAND NEW. Set with mains P.T. £14.10.0. 12 and 24 V.D.C. £12.10.0. 12 V.D.C. £10.10.0. Carriage all 30/-.

STELLA NINE RANGE

A new range of instrument cases including most of the designs used in Practical Wireless and Practical Electronics, from September 1966 issues.

These will be made for stock, ready for return-of-post service.

Send now for free photostats and price lists.

Money back guarantee on all goods if not satisfactory.

E. R. Nicholls

46 Lowfield Road, Stockport,
Cheshire.

RECEIVERS & COMPONENTS
(continued)

*BY 100 rectifiers 4/- each any quantity. Post Paid. BLAKE, 52A Runcorn Road, Birmingham 12.

R & R RADIO & TV SERVICE

Dept. P.W.
MARKET STREET, BACUP, LANCs.
Telephone 465

SALVAGE VALVES		Tested before despatch	
6F13	4/8	C399	5/-
6L18	4/8	10P14	5/-
EF80	1/6	20P5	6/6
ECC82	8/-	30P	7/-
ECL80	8/8	6F15	5/-
30F5	5/-	EB91	1/5
PCF80	4/-	EF85	5/-
1L81	5/-	6J30L2	4/-
PZ30	5/-	20P3	6/-
		30PL1	4/-
		PL28	3/6
		1801	7/6
		10P1	1/6
		20P1	5/6
		PY32	6/-
		6V4GT	5/-
		EY86	4/-
		20P4	6/6
		PCX84	4/-
		PY81	8/6
		U301	6/-
		10P13	5/6
		20D1	2/-
		30P12	5/-
		PY83	5/-

Speakers. Ex.T.V. 5in. round 6 x 4in., 3/6; 8in. round 6/-; post 2/-.

Line Output Transformers available. State set model No Turret Tuners, 8/-, post 2/-.

Scan Coils, etc. Quote set model No. with all enquiries and S.A.E. for prompt reply. All goods subject to satisfaction or money refunded.

MARCONI CANADIAN RECEIVER No. 52



Shipping Amateur, & Broadcast. Magnificent 10-valve receiver in three switched wavebands covering 1.75-16 Mc/s (19 - 170 metres), plus 3 valve crystal calibrator, employing dual crystal to provide marker check at 10-100-1000 kc/s. One RF and two IF stages. Other refinements: valve, HT, and signal check meter. Internal 5in. speaker and two H/Phone outputs with switched control. FE-AP Gain, Noise Limiter, Filter, BFO, Heterodyne pitch control. Wide and Narrow Bandwidth Man. or AVC on CW & RT. Fast and Slow tuning with lock. Additional OSC Tuning (plus & minus). Size 19 x 14 x 12in. Fully tested and working. A.C. Mains 200/240v. £14. Carr. £1.

No. 52 GROUND-STATION comprising Receiver, Transmitter and 12v. D.C. Power Unit, £27.10.0. Carr. £2.10.0. (Mainland only).

NATIONAL H.R.O. SENIOR RECEIVERS 5T MODEL



In excellent tested condition. Complete with 9 coils 50 Kc/s-30 Mc/s and Power Unit. £31.10.0. Carr. 30/-.

REJECTOR UNITS 1.2-10 Mc/s

Switched, 4 ranges. Primarily designed as station rejector for R.C. Suitable for harmonic suppression and many other uses with slight alteration. Tuning dial with lock. Aerial in and out sockets. Brand New 25/-, P. & P. 5/-.



4 VALVE 4 WATT AMPLIFIER



Core transformers A.C. Mains 110/230 volts 600 ohms of high impedance input. Output 3 or 600 ohms (state choice) Controls: On/Off switch Gain control. Indicator light. Valve inspection panel. 19 x 7 x 7in. Brand New in maker's carton. 79/6. Carr. 10/-.

32ft. TELESCOPIC AERIAL MASTS

Comprising 20ft 4 section tubular steel telescopic mast and 12ft. folding whip; can be erected in less than 5 minutes. Closes to 5ft. 9in. Weight 21 lbs. Must have cost well over £20. Price 87/6. P. & P. 7/6. Have cost well over £20. Price 87/6. P. & P. 7/6.

ROTARY TRANSFORMER. 12v. D.C. input, 250v. D.C. output at 125 mA. Size 3 1/2 x 3 1/2in. Brand new 17/6. P. & P. 5/-.

Also AMERICAN DYNAMOTOR UNIT. 12v. D.C. input 240v. output, 130 watts approx. Suitable for Universal A.C./D.C. equipment. 45/-, Carr. 5/-.

Many other types. R.F. ANTENNA TUNER (A.T.U.) Calibrated scale. Ideal 160/80/40 metres. Limited number only. Brand new with instructions. 17/6. P. & P. 7/6.

ALL 19 SETS & PARTS AVAILABLE. Complete list of other bargains. 1/-.

S.A.E. all enquiries. Credit Terms Available.
A. J. THOMPSON (Dept. P.W.)
"ELLING LODGE", CODICOTE, HITCHIN, HERTS.
Phone: CODICOTE 242

TAPE RECORDERS, TAPES, Etc.

TAPES TO DISC—using finest professional equipment 45 rpm—18/- S.A.E. leaflet. DERROY, High Bank, Hawk Street, Carnforth, Lancs.

SITUATIONS VACANT

RADIO & TV Exam. and Courses by Britain's finest Home-study School. Coaching for Brit.I.R.E., City & Guilds Amateur's Licence, R.T.E.B., P.M.G. Cert., etc. FREE brochure from **BRITISH NATIONAL RADIO SCHOOL**, Russell Street, Reading.

ALDERMASTON COURT POSTAL TRAINING for B.Sc. (Eng) Part 1, A.M.I.E.R.E., A.M.S.E., City & Guilds, G.C.E., etc. prepares you privately for high pay and security as Technician or Technologist. Thousands of passes. For details of Exams & Courses in all branches of Engineering, Building, Electronics, etc. (including latest information on C.Eng.), write for 132-page handbook—FREE. Please state interest. **BRITISH INSTITUTE OF ENGINEERING TECHNOLOGY**, (Dept. 169K), Aldermaston Court, Aldermaston, Berks.

TV and Radio, City & Guilds, R.T.E.B., Certs., etc. on 'Satisfaction or Refund of Fee' terms. Thousands of passes. For full details of exams and home training Courses (including practical equipment) in all branches of Radio, TV, Electronics, etc. write for 132-page handbook — FREE. Please state subject. **BRITISH INSTITUTE OF ENGINEERING TECHNOLOGY**, (Dept. 137K), Aldermaston Court, Aldermaston, Berks.

RADIO TECHNICIANS

A number of suitably qualified candidates are required for permanent and pensionable employment in various parts of the UK, including London, but primarily Cheltenham. There are also opportunities for service abroad.

Applicants must be 19 or over and be familiar with the use of Test Gear. They must have had Radio/Electronic workshop experience and offer at least "O" level GCE passes in English Language, Maths and/or Physics, or hold the City and Guilds Telecommunications Technician Intermediate Certificate or equivalent technical qualifications.

Pay according to age, e.g. at 19 £747, at 25 £962 (highest age pay on entry) rising by four annual increments to £1,104.

Prospects of promotion to grades in salary range £1,032-£1,691. There are a few posts carrying higher salaries.

Annual Leave allowance of 3 weeks 3 days, rising to 4 weeks 2 days.

Normal Civil Service sick leave regulations apply.

Application forms available from:
Recruitment Officer (RT/37)
 Government Communications
 Headquarters
 Oakley, Priors Road
 CHELTENHAM, Glos.

SITUATIONS VACANT
(continued)

G.E.C. HAMMERSMITH

require

TRAINEE ENGINEERS
 (ELECTRICAL or MECHANICAL)

to work on the development and production of the most modern microwave tubes. Selected applicants will work initially in our Research Laboratories at Wembley and will be trained in the techniques of microwave tube manufacture. Eventually, they will form part of a team producing these devices in our Hammersmith factory.

Age 18-24 years.

Candidates should preferably be studying for O.N.C. or equivalent and have some experience in industry or should have an 'A' level science subject but consideration would be given to a school leaver with a good basic education who had a practical bent.

Please apply: Personnel Officer
M.O. VALVE CO. LTD.
 Brook Green Works
 Hammersmith, W.6
 Telephone No. 603-3431



SUPPLIERS OF ELECTRONIC EQUIPMENT TO ...

- * UNIVERSITIES
- * COLLEGES OF TECHNOLOGY
- * COLLEGES OF FURTHER EDUCATION & SCHOOLS
- * ALL RADIO ENTHUSIASTS

OFFICIAL SUPPLIERS TO MANY EDUCATION AUTHORITIES
 Usual Educational Discounts

OUR NEW 1966/67 illustrated catalogue NOW AVAILABLE

(send 1/- in stamps for your copy)

INCLUDES


Valves, Transistors, Transformers, Loud-speakers, Recording Tape, Coils, Resistors, Condensers, Potentiometers, Chassis, Rectifiers, Test meters, Microphones, Tools, Solder etc.

ALPHA RADIO SUPPLY CO

103 Leeds Terrace,
 Wintoun Street, Leeds 7
 Telephone 25187



EQUIPMENT CABINETS OF DISTINCTION



Imperial

- Illustrated in this advertisement are two fine cabinets from the Lewis Radio Range.
- These cabinets are just two of a really extensive range.
- Each one carefully made by British Craftsmen and soundly constructed from the best materials available.
- Fill in coupon below to obtain FREE catalogue showing this wonderful range of cabinets.



Lowflex

FREE THE NEW LEWIS RADIO CATALOGUE

Designed to assist your choice of Cabinet.
 The New Lewis Radio Cabinet Catalogue—the most comprehensive ever prepared. Sent absolutely FREE!
 Please send your FREE cabinet catalogue.

NAME

ADDRESS

..... (Dept. P27)
 Capitals please



100 Chase Side, Southgate, London N.14.
 Tel.: Palmer's Green 3733/9666

RADIONIC

RADIO & ELECTRONIC CONSTRUCTION SYSTEM

ABSORBING and EXCITING!

Unique and brilliantly simple. Hundreds of educational establishments—Universities, Technical Colleges, Schools, the Armed Forces—are already using Radionic for electronic instruction. Enthusiastic owners range from 9 to 82 years of age. Selected by the Council of Industrial Design for all British Design Centres. Featured in Sound and Television broadcasts.

The system is beautifully engineered from top quality British components. No soldering. No mains. No prior knowledge needed. Simply arrange components on perforated transparent panel, position brass connecting strip underneath fix with 6BA nuts and circuit works with full efficiency. You can then dismantle and build another circuit. Your results are guaranteed by our Technical Department and News Letter Service. All parts available separately for conversion or expansion of sets.

NEW! Our "No soldering" printed circuit board for superhet portable. Simply insert components and tighten nuts.

No. 1 Set £5.18.6 14 Circuits (Earphone)
 No. 2 Set £6.19.5 20 Circuits (Earphone)
 No. 3 Set £11.2.7 22 Circuits (7 X 4in. Loudspeaker output)
 No. 4 Set £15.3.8 26 Circuits (include 6 Transistor and reflex superhets)
 Prices (Post Free)


(Plus P.T. increases of 1/8; 1/11; 3/1; 4/2d respectively.)

Full details from:


RADIONIC PRODUCTS LIMITED
 STEPHENSON WAY, THREE BRIDGES
 CRAWLEY, SUSSEX

Tel. CRAWLEY 27028

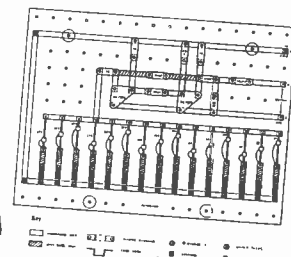
(Trade Enquiries invited)



A No. 4 SET and 6-TRANSISTOR SUPERHET



Theoretical Circuit



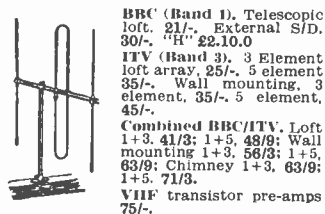
Practical Layout

Our 'E' Series of basic electronic circuits is available separately. Send for details of E/508 our do-it-yourself computer

NEW RANGE U.H.F. AERIALS FOR BBC 2 (625) line transmissions

All U.H.F. aerials now fitted with tilting bracket and 4 element grid reflectors.
Loft Mounting Arrays, 7 element, 35/-, 11 element, 42/6, 14 element, 50/-, 18 element, 57/6. **Wall Mounting with Cranked Arm**, 7 element, 60/-, 11 element, 67/-, 14 element, 75/-, 18 element, 82/6. **Roof Mounting with 2in. clamp**, 7 element, 42/6; 11 element, 55/-; 14 element, 62/-; 18 element, 70/-, **Chimney Mounting Arrays**, Complete, 7 element, 72/6; 11 element, 80/-; 14 element, 87/6; 18 element, 95/-. Complete assembly instructions with every unit. **Low Loss Cable**, 1/6 yd. U.H.F. Preamps, from 75/-. State clearly channel number required on all orders.

BBC · ITV · F.M. AERIALS



BBC (Band 1), Telescopic loft, 21/-, External S/D, 30/-, "H" £21.00
ITV (Band 3), 3 Element loft array, 25/-, 5 element 35/-, Wall mounting, 3 element, 35/-, 5 element, 45/-
Combined BBC/ITV, Loft 1+3, 41/3; 1+5, 48/9; Wall mounting 1+3, 56/3; 1+5, 63/9; Chimney 1+3, 63/9; 1+5, 71/3.
VHF transistor pre-amps 75/-

F.M. (Band 2), Loft S/D, 12/6, "H", 30/-, 3 element, 52/6. External units available. Co-ax cable, 8d. yd. Co-ax plugs, 1/3. Outlet boxes, 4/6. Diplexer Crossover Boxes, 12/6. C.W.O. or C.O.D. P. & P. 5/-, Send 6d. stamps for illustrated lists.

Quotations for special arrays available on request
K.V.A. ELECTRONICS (Dept. P.W.)
 27 Central Parade, New Addington
 Surrey
 LOD 2266

NEW EDITION RADIO VALVE DATA

CHARACTERISTICS OF 7,000 VALVES
 TRANSISTORS • SEMICONDUCTOR
 DIODES AND RECTIFIERS • CATHODE
 RAY TUBES

Compiled "VW" 8th edition. 9/6
 Postage 1/-

OUTLINE OF RADIO AND TELEVISION

by J. P. Hawker. 30/-. Postage 2/-.

1966 WORLD RADIO TV HANDBOOK

28/-, Postage 1/-.

TRANSISTOR TRANSMITTERS FOR THE AMATEURS

by D. L. Stoner. 21/-, Postage 1/-

TRANSISTOR POCKET BOOK

by R. G. Hibberd. 25/-, Postage 1/-.

RADIO CIRCUITS

by W. E. Miller revised E. A. W. Spreadbury. 25/-, Postage 1/-.

RADIO AND TELEVISION TEST INSTRUMENTS

by G. J. King. 25/-, Postage 1/6.

RADIO AND AUDIO SERVICING HANDBOOK

by G. J. King. 25/-, Postage 1/6.

THE MODERN BOOK CO.

BRITAIN'S LARGEST STOCKISTS
 British and American Technical Books
 19-21 PRAED STREET
 LONDON, W.2

Phone: PADDington 4185
 Closed Saturday 1 o'clock

4-STATION INTERCOM



£6/5/6

Solve your communication problems with this new 4-Station Transistor Intercom (1 master and 3 Subs), in de-luxe plastic cabinets for desk or wall mounting. Call/talk/listen from Master to Subs and Subs to Master. Ideally suitable for Business, Surgery, Schools, Hospital, Office and Home. Operates on one 9v battery. On/off switch. Volume control. Complete with 3 connecting wires each 60ft. and other accessories. P. & P. 6/6.



49/6

Modernise business or home with this new two-way Portable Transistor Intercom, consisting of Master and Sub, in strong plastic cabinets, with chromium stands. Designed as a two-way instant communication system. Call/talk/listen from Master to Sub and Sub to Master. Operates on one 9V battery. Complete with 60ft. wire. Battery 2/6, P. & P. 6/6.



55/-

Why not boost business efficiency with this incredible Telephone Amplifier. Take down long telephone messages or converse without holding the handset. A status symbol? Yes, but very useful one. On/off switch. Volume control. Operates on one 9V battery. P. & P. 2/6. Battery 2/6 extra. Full price refunded if returned in 7 days.

WEST LONDON DIRECT SUPPLIES (PW/2)
 169 KENSINGTON HIGH STREET, LONDON, W8.

10/-

BARGAIN SALE

10/-

- 10/- PISTOL-GRIP SOLDERING IRON (USUALLY 25/-)
- 10/- 20 well assorted TRANSISTOR ELECTROLYTICS
- 10/- 3 Television Smoothing Condensers, 200/200 μ f., 200/100 μ f., 300/125/50 μ f., 275 volt
- 10/- 50 assorted $\frac{1}{2}$ watt 5% Resistors (Long leads)
- 10/- 100 $\frac{1}{2}$ to $\frac{1}{2}$ watt mixed resistor types, values
- 10/- 100 $\frac{1}{2}$ to 3 watt Close Tolerance types
- 10/- 100 Silver Mica/Ceramic/Polystyrene Condensers
- 10/- 50 assorted paper condensers .001 to .5 μ f
- 10/- 100 miniature paper condensers (Mixed values)
- 10/- 50 untested TRANSISTORS (excellent value)

- 10/- 6 NPN or PNP Switching Transistors (min. 200 mc/s)
- 10/- 10 Transistor Holders
- 10/- ACOS MONO PICK-UP HEAD COMPLETE WITH NEEDLES
- 10/- 3 Miniature earpieces complete with plug and lead
- 10/- 20 Diodes. Very high quality
- 10/- Magnetic Lapel Microphone with plug and lead
- 10/- 3", 4" or 5" Low impedance LOUD-SPEAKER
- 10/- SIGNAL INJECTOR R.F./I.F./A.F. parts and circuit
- 10/- Car Rev. Counter, Parts and Circuit (excl. meter)
- 10/- 12 pre-set potentiometers mixed

10/- FREE!
10/- FREE!

10/- FREE!
10/- FREE!

ANY ELEVEN ITEMS FOR £5!


10/- FREE!
10/- FREE!

10/- FREE!
10/- FREE!

Rush your order now! These prices cannot be repeated!

G. F. MILWARD

17 Peel Close, Drayton Bassett, Nr. Tamworth, Staffs. Phone: TAMWORTH 2321 POST ONLY



*The PUNCH
you need!*

HOLE PUNCHES

Instant Type 3/8" diameter..	6/10 ea
Screw-up Type	
1 1/2" diameter Toggle switch	8/6 "
1 1/2" " B7G	9/- "
1 1/2" " B8A, B9A	9/6 "
1 1/2" " "	10/2 "
1 1/2" " "	10/8 "
1 1/2" " "	11/8 "
1 1/2" diameter Int. Octal	13/4 "
1 1/2" " "	16/2 "
1 1/2" " "	18/10 "
1 1/2" " B9G	21/8 "
1 1/2" " "	24/4 "
2 3/32" " Meter	33/2 "

Complete Set £9.3.6.
No extra charge for postage and packing
in the U.K.

Now supplied by

TOMPKINS & LONGMAN LTD.
237 GIPSY ROAD
WEST NORWOOD, S.E.27
Tel. Gipsy Hill 5000

FIRST-CLASS RADIO AND T/V COURSES... GET A CERTIFICATE!

After brief, intensely interesting study—undertaken at home in your spare time—**YOU** can secure a recognised qualification or extend your knowledge of Radio and TV. Let us show you how.

FREE GUIDE

The New Free Guide contains 120 pages of information of the greatest importance to both the amateur and the man employed in the radio industry. Chambers College provides first rate postal courses for Radio Amateurs' Exam., R.T.E.B. Servicing Cert., C. & C. Telecoms., A.M.I.E.R.E. Guide also gives details of range of diploma courses in Radio/TV Servicing, Electronics and other branches of engineering, together with particulars of our remarkable terms of

Satisfaction or refund of fee

Write now for your copy of this invaluable publication. It may well prove to be the turning point in your career.

FOUNDED 1885—OVER
150,000 SUCCESSES

CHAMBERS COLLEGE

(Incorp. National Inst. of Engineering)

(Dept. 849F), 148 HOLBORN
LONDON, E.C.1

QUOTATIONS FOR COMPONENTS send your list of requirements for competitive quotation by return of post.

HEAVY DUTY RELAYS 9-14v. DC coil, single pole, switching up to 40 amps at low voltage, 2/6. P.P. 1/6d. Discounts for quantities.

HI-K CERAMIC CAPACITORS (DISC) 500v. DC working. 1,000 pF 2/6 per dozen. P.P. 9d. 10,000 pF 3/9 per dozen. P.P. 9d.

SUBMINIATURE ELECTROLYTICS 100 mfd. 15v., brand new, at the fantastic price of 9/6d. per dozen. P.P. 9d. Send for list of other bargains.

POTENTIOMETERS 5K Ω lin, 10K Ω lin, 100K Ω lin, 250K Ω lin, 1M Ω log, 2M Ω log., 2M Ω lin. 1/- each. P.P. 6d.

With double pole switch 500K Ω lin, 1M Ω log, 2/- each. P.P. 6d.

With single pole switch 10K Ω lin, 50K Ω lin, 2/- each. P.P. 6d.

Pre-sets 250K Ω lin, 250K Ω log, 300K Ω lin, 2M Ω lin, 1M Ω lin, 1/- each. P.P. 6d.

FERROXUBE TOROIDS Leaflet on complete range available on request.

TOROID TRANSFORMERS for inverter applications, etc. 20 watt version: 12v. input, 250v. 80mA output. 19/6. P.P. 4/6. 60 watt version: 12v. input, 300v. 200mA output. 39/6. P.P. 5/-. Toroid transformers also supplied to your requirements.

RESISTOR PACKS 100 well assorted values and types, mainly $\frac{1}{2}$ w. hy-stabs, but also some 1/10w. $\frac{1}{2}$ w. 1w. 2w. 1% to 10%. A super buy at 7/6. P.P. 1/6.

CAPACITOR PACKS 100 well assorted silver micas, ceramics, polyesters, papers, electrolytics, etc. 10/-. P.P. 1/6.

VALVEHOLDERS B9A paxolin 2/- per dozen. P.P. 1/6.

UX7 10/- per dozen. P.P. 2/6.

HEADPHONES German made. 5 and 2,000 ohm versions. 20/-, P.P. 2/-.

TRANSISTOR BARGAINS send for complete lists. Quotation by return for any type of transistor.

BRIAN J. AYRES & CO.

Dept. ED, 8 Hartfield Road Wimbledon,
London S.W.19 Telephone: Wimbledon 6863


NO.1 JUST LAUNCHED

PRACTICAL Boat Owner

THE NEW MONTHLY ALL BOAT ENTHUSIASTS HAVE ALWAYS WANTED

New and new in outlook, excitingly different from stem to stern, Practical BOAT OWNER has been expertly planned to give the maximum practical help to all boat enthusiasts, newcomers and old hands alike, up river and out to sea.

Month by month Practical BOAT OWNER will advise on buying, building and maintaining sail and power craft. You'll learn about the latest equipment and materials. Step-by-step instructions on everything from minor repairs to major overhauls will help you keep your boat in trim for the lowest outlay. Experts will guide you to safer, better seamanship.




FREE INSIDE!

SKIPPERS' SAFETY CHECK CARDS

Two waterproofed, handy-size cards to keep in the cockpit for instant check.

- 1 THE RULE OF THE ROAD
- 2 WARNING SIGNS & BEACONS

More FREE cards in the following issues




FEATURES IN THIS ISSUE INCLUDE

BUILDING A BOAT? Or hoping to? First of a series for non-experts that makes the job easy.

FAMILIES AFLOAT. Children can be safe, snug and contented, says our woman's page writer... even tots in carrycots.

TREAT YOUR OUTBOARD MOTOR RIGHT. A photo series on step-by-step care and maintenance.

PLUS Gadgets to make. Buyer's Guide to essential equipment. New craft for family fun. Fire protection. New life for an old boat. Essential knots and hundreds of other practical tips.



PRACTICAL BOAT OWNER HELPS YOU GET THE BEST OUT OF BOATING MONTHLY 3/6

PRICE SPECIAL RADIO CHASSIS OFFERS

HI-FI CONTINENTAL STEREOPHONIC RADIOGRAM CHASSIS



Magnificent 'Continental' Stereophonic Radiogram Chassis with piano key switches, built-in ferrite rod aerial. Comes complete with two 10" elliptical loudspeakers, plus a mono/stereo 4-speed automatic record changer. Complete 29½ gns. (Units available separately if required. Chassis only, 21 gns.)
 Special terms available of £10.6.6 deposit followed by 18 monthly payments of £1.7.3 (total H.P. of £37.17.0) + 15/- P. & P. Send £11.1.6 now.



The Imperial Stereophonic 4 waveband chassis has the most advanced specifications yet offered in this country. There is a built-in ferrite rod aerial, seven piano key buttons, controlling mono/stereo selection, Gram/Long-Medium-Short-FM-ON/OFF. The unit comes complete with two 10" elliptical loudspeakers plus a mono/stereo 4 speed automatic record changer. Complete £41.9.6. Chassis only, 29½ gns.

Special terms available of £13.16.6 deposit followed by 24 monthly payments of £1.8.10 (total H.P. £48.8.6) + 17/6 P. & P. Send £14.14.0 now.



This most advanced radiogram chassis with automatic push button selection covers short, medium and long wavebands plus V.H.F./F.M. Offered complete with 2 10 x 6 speakers 4 speed Stereo/Mono autochanger only £35.19.6. Chassis only, 25½ gns. Special terms available of £12 deposit followed by 18 monthly payments of £1.11.7. (total H.P. £40.8.6) + 15/- P. & P. Send £12.15.0 now.

All Lewis Radio equipment including valves are fully guaranteed for one year free of charge. Send your cheque or P.O. today while stocks last to Dept. P.27.

LEWIS radio
 LEWIS RADIO, 100, CHASE SIDE, SOUTHGATE LONDON, N.14. Telephone: PAL 3733/9666

PADGETTS RADIO STORE

OLD TOWN HALL
 LIVERSEDGE, YORKSHIRE

Telephone: Cleckheaton 2866

Special Offer. Garrard Record Players. Auto Changers. Model AT6 £8.2.6. Model 1.000 £5.12.0.

Single Player. Model S.P.25 £8.2.6. Carriage and Insurance on any Model 10/-. All complete with cartridge and maker's guarantee. 19 Set with outer case. Receiver section complete with valves.

Parts Removed. 500 micro-amp meter, all transmitter parts. Relay and 807 valve. Condition fair. No dry rot 10/-. Carr. 10/-.

Reclaimed Tubes. Six months' guarantee. AW43/80. 30/-. MW43/80. 30/-. MW43/69. 30/-. CRM172. 30/-. CRM142. 17/-, 12in. Tubes 10/-, 17in. Tubes perfect but without guarantee. 17/- each. Carriage on any Tubes in G.B. 10/-. Specially Selected Nearly New Valves. 6 months' guarantee.

PY33	8/-	AR12	1/6	EL38	5/-
PCC84	5/6	ECL80	3/6	5U49	4/-
PCF80	5/8	ECC83	5/-	6K7	1/9
PL81	5/8	ECC82	4/3	6V6	1/9
807	5/-	EF91	2/-	185BT	8/6

Single Valves. Post 7d.

VALVE LIST

Ex. Equipment. 3 months' guarantee. Single Valves. Post 7d.

EF80	1/6	PCF80	2/-	10P13	2/6
ECL80	1/6	PCC84	2/-	10P1G	5/-
EF91	9d.	PCL83	3/-	20D1	3/-
EB91	9d.	PCL85	3/-	20L1	5/-
EBF80	3/-	PCL85	3/-	20P1	4/-
ECC81	3/-	PZ30	5/-	20P4	8/6
ECC82	3/-	PY81	1/6	U329	5/-
ECC83	4/-	PY82	1/6	U801	8/6
EL84	5/-	PL81	4/-	U301	5/-
1F50	1/-	PL36	5/-	U191	5/-
EY86	5/-	PY33	5/-	U281	5/-
6K25	5/-	6B8	1/6	U282	5/-
6U4	5/-	6F1	1/-	U25	5/-
6P25	5/-	6E14	5/-		
KT38	5/-	10C2	5/-		

Breaking up 19 Sets.

Relays 100 Ohm Coil 2/-, Post 2/6. 1 Doz. 26/-, Post Paid. Jack Sockets 7/6 doz. Post Paid. Toggle Switches 7/6 doz. Post Paid.

Pointer Knobs 7/6 doz. Post Paid.

Top Grade Diodes 3/6 doz. Post Paid. No duds.

Perfect Speakers. Removed from TV sets.

Goodmans 7 x 4. 5/-. Goodmans 8 x 5. 7/6. 6 x 4 and 5ins. 3/-. Plus Post on any Speaker. 4/-.

New 12 inch Speakers, with built-in tweeter, 28/6, 3 or 15 ohm. Coil. 28/6. Post Paid.

New 24 volt Miniature Model Makers Motor will run from 6 volts, 6/6. Post Paid. Motors

Single Phase Quarter H.P., 26/-, Sixth H.P., 15/-

EX Washing Machines. Fully guaranteed

Plus Carriage 10/-. Complete with valves. Send receive switch removed. 12/6. Post Paid.

NEW VALVES!

Guaranteed Set Tested
 24-HOUR SERVICE

1R5	4/-	DF96	5/11	EF80	4/3	PY32	8/3
1R5	3/9	DK32	7/-	EF86	5/-	PY33	8/3
1T4	2/9	DK91	4/-	EF89	4/9	PY80	4/9
334	4/3	DK96	6/3	EF89	5/9	PY81	5/-
3V4	5/-	DL33	6/8	EL33	6/3	PY82	4/9
5V4G	7/9	DL35	4/9	EL41	8/-	PY83	5/3
5Y3GT	4/6	DL92	4/3	EL84	4/3	PY800	5/11
6P7	6/3	DL94	5/-	EY51	5/11	R19	8/6
6K7G	1/9	DL96	6/3	EZ40	5/6	U26	8/6
6K8G	3/3	DY86	6/3	EZ80	5/6	U191	10/-
6L18	7/3	DY87	6/3	EZ81	4/-	U301	11/6
6Q7G	5/6	EAB0805/8		GZ22	8/9	U801	16/-
6V6G	3/-	EAF42	7/6	KT61	6/3	UAB380	5/-
10C2	11/3	EBC41	6/6	N78	14/6	UAF42	6/11
10P13	8/3	EBF80	5/9	PCC84	5/3	UBC41	6/6
20P2	10/3	EBF89	5/9	PCC89	9/9	UBF89	5/9
20P1	8/9	ECC82	4/6	PCF80	6/3	UCC85	6/-
20P3	6/9	ECC83	5/3	PL81	6/3	UCH42	8/6
20P4	12/6	ECC85	5/3	PCL82	6/3	UCH81	5/9
30P5	9/9	ECH35	5/9	PCL83	8/3	UCL82	6/9
30P4	11/6	ECH42	5/9	PCL84	7/3	UCL83	8/6
20P19	11/6	ECH81	5/-	PCL85	7/9	UF41	7/9
DAC32	6/8	ECL80	5/9	PL36	8/6	UF89	5/6
DAF91	3/9	ECL82	6/-	PL81	6/3	UL41	7/9
DAF96	5/11	ECL86	7/6	PL82	6/9	UL84	5/3
DF33	7/6	EF39	3/6	PL83	5/11	UY41	4/9
DF91	2/9	EF41	5/9	PL84	6/9	UY85	4/9

Postage on 1 valve 9d. extra. On 2 valves or more, postage 6d. per valve extra. Any parcel insured against damage in transit 8d. extra. Office address, no callers.

GERALD BERNARD

83 OSBALDESTON ROAD
 STOKE NEWINGTON
 LONDON N.16

H.A.C. SHORT-WAVE KITS

NEW RELEASE: MODEL "DX"



Famous for over 30 years for Short-Wave Equipment of quality, "H.A.C." were the original suppliers of Short-Wave Receiver Kits for the amateur constructor. Over 10,000 satisfied customers—including Technical Colleges, Hospitals, Public Schools R.A.F. Army, Harns, etc.

IMPROVED 1967 RANGE

One-valve model "DX", complete kit—price 56/6 (Post 3/6).

Customers say: "Definitely the best one-valve S.W. Kit available at any price." This kit contains all genuine short-wave components, drilled chassis valve, accessories and full instructions. Ready to assemble, and of course, as all our products—fully guaranteed. Full range of other kits still available, including the famous model "K". Before ordering, call and inspect an assembled receiver, or send for a descriptive catalogue and order form to—

"H.A.C." SHORT-WAVE PRODUCTS
 29 Old Bond Street, London W.1

SLEEP LEARNING

Make use of your tape recorder to learn sports, languages, songs, speeches etc. etc. the modern way.

Send S.A.E. for details and price list of time switches, pillow speakers, tapes and complete sleep learning outfits

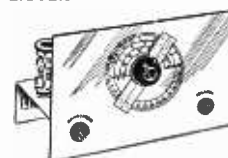
MAINS POWER PACKS

The ideal economical and safe way of running any Transistor Radio, Record Player, Tape Recorder, Amplifier etc. from A.C. Mains. The MAJOR "Power Plus" for 9v., 39/6 6v., 4½v.; Single Output. P. & P. 2/6 For 9v. + 9v.; 6v. + 6v.; 4½v. + 4½v. Two separate outputs. P. & P. 2/6

Please state outputs required
 The BIIJO "Power Plus". For the smaller set using PP3 type battery. Supplied complete with special adaptor enabling you to reactivate your existing PP3 type battery. 17/6 P. & P. 2/6

All units are completely isolated from mains by double wound transformer ensuring 100% safety.

LISTEN TO THE WORLD ON TELSTAR our



1-VALVE
 SHORT WAVE
 RADIO

Receives speech and music from all over the 40-100 metres. Can be extended to cover 10-100 metres. Can be converted to 2 or 3 valve and all-mains speaker use. 35/- P. & P. 2/-

Price includes valve and one coil covering metres. Total building costs 35/- P. & P. 2/- All parts available separately.

R.C.S. PRODUCTS (RADIO) LTD.


(Dept. P.W.), 11 Oliver Road, London, E.17



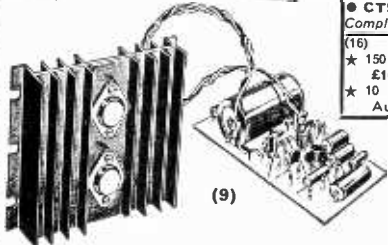
(14)



(12)



(10)



(9)

HENRY'S RADIO LTD.

303 EDGWARE RD., LONDON, W.2
PADdington 1008/9 (STD 01-723-1008)
Open Mon. to Sat. 9-6. Thurs. 1 p.m.
Open all day Saturday

SEE BACK COVER FOR MORE ITEMS OF INTEREST

10 AND 20 WATT MONO AND STEREO TRANSISTOR AMPLIFIERS

(9) **POWER AMPLIFIERS.** 10 watts RMS output. 100mV input. 30 c/s to 20 k/c/s — 1dB. 6-Transistor Push-pull. Panel size 4 x 2½ x 1 in. H/S 4 x 4 in.

TPA10/3 3-5 ohm spkr. £4.10.0, pp. 2/6
TPA10/15 12-16 ohm spkr. £5.5.0, p.p. 2/6
(Mains unit 1 or 2 amplifiers, 59/6, p.p. 2/6)

The Finest High Fidelity at Unbeatable Prices

25 WATT AMPLIFIER

8-Transistor design. Push-pull output for 7½ to 16 ohm speaker. 150mV input. 30c/s to 20k/c/s — 1dB. For use with valve or transistor pre-amplifiers as item (10) above

PRICE BUILT AND TESTED £7.19.6 P.P. 3/-
(Mains unit 79/6, p.p. 2/6)

(13) MULTI-METERS SCOPE

PT34 1kV 39/6 EP30k 30kV £6.10.0
TP10 2kV 75/- EP50k 50kV £8.15.0
1T1-2 20kV 69/6 500 30kV £8.17.6
TP55 20kV £5.19.6 EP100k 100kV £10.10.0
● **CT52 Scopes £22.10.0** P.P. 10/-
Complete range of test equipment in stock

(16) NOMBREX TEST UNITS

★ 150 kc/s—350 mc/s RF Generator £10.10.0. All Transistor.
★ 10 c/s—100 kc/s Transistor. £16.19.6 Audio Generator.

(15) GARRARD BATTERY 2-SPEED TAPE DECK

Brand New with R/P head, erase/osc. head, tape cassette Specifications and osc. circuits. 2 speed 2-track 9 volt operated. List Price 13 gns.

PRICE £8.19.6 P. & P. 3/6

COMPONENTS AND EQUIPMENT.

The largest range in the country. 7/6 p. 1/- buys 1967 200-page catalogue with discount vouchers.

(10) **PREAMPLIFIERS.** 8 input selector. Treble, bass, volume, filter controls. 1½mV to 100mV inputs. Battery operated or from Mains Unit. Output up to 150mV RMS.

MP2 Mono 9½ x 2½ x 2in. £5.10.0, p.p. 2/6 (grey and gold front panel 8/6).

SP4 Mono/Stereo, 9 x 3½ x 1½in. £10.19.6, p.p. 3/6 (front panel plate 12/6)

● ALL UNITS BUILT AND TESTED

(12) MW/LW QUALITY TRANSISTOR RADIO TUNER

Fully tunable superhet with excellent sensitivity and selectivity. Output up to ½ volt peak. Complete with front panel, etc. 9 volt operated. For use with any amplifier or tape recorder.

TOTAL COST TO BUILD £3.19.6 P.P. 2/6.

(14) VHF FM TUNER

Supplied as 2 Preamplified Panels, plus metal work Superhet design. 88-108 Mc/s. 9 volt operated. 6 Mullard Transistors. Total cost to assemble £12.17.6, p.p. 2/6

STABILISED POWER SUPPLY

Two outputs. 3.6 volt and 9.6 volt up to 250mA each. Transistorised and tuner stabilised. 110 to 250 volt mains input in case with leads. PRICE 67/6, p.p. 2/6.

(17) 5 WATT AMPLIFIER

6- Transistor Push-pull, 3 ohms. 6mV into 1K. 12/18V supply, 2½ x 2 x 1½in.

BUILT AND TESTED 69/6 P.P. 2/-
(optional mains units 54/-)


1½ watt version 59/6. Matching Preamplifier, 6 inputs, treble/bass/selector/volume controls. 6-10mV o/p. 9-18V supply. 79/6, p.p. 2/-.

For use with any Transistor Amplifier


FMT41 FM TUNER.

6-transistor 3 diode design. Com-pletely built and tested **£8.10.0** P.P. 2/-

(19) **AMT31.** Med. Wave Tuner Built ready to use. 79/6, p.p. 2/-.



(16)



(17)



(13)



(15)

FREE TO AMBITIOUS ENGINEERS

—THE LATEST EDITION OF ENGINEERING OPPORTUNITIES

Have you sent for your copy?

ENGINEERING OPPORTUNITIES is a highly informative 132-page guide to the best paid engineering posts. It tells you how you can quickly prepare at home for a recognised engineering qualification and outlines a wonderful range of modern Home Study Courses in all branches of Engineering. This unique book also gives full details of the Practical Radio and Electronic Courses, administered by our Specialist Electronics Training Division—the B.I.E.T. School of Electronics, explains the benefits of our Appointments Dept. and shows you how to qualify for five years promotion in one year.

SATISFACTION OR REFUND OF FEE

Whatever your age or experience, you cannot afford to miss reading this famous book. If you are earning less than £30 a week, send for your copy of "ENGINEERING OPPORTUNITIES" today—FREE

WHICH IS YOUR PET SUBJECT

Mechanical Eng.
Electrical Eng.
Civil Eng.
Radio Eng.
Automobile Eng.
Aeronautical Eng.
Production Eng.
Building, Plastics
Draughtsmanship
Television etc.

B.Sc.
City & Guilds
Gen. Cert. of
Education
Etc., etc.

PRACTICAL EQUIPMENT

Basic Practical and Theoretic Courses for beginners in Radio, T.V., Electronics, etc. A.M.I.E.R.E., City & Guilds Radio Amateur's Exam R.T.E.B. Certificate P.M.G. Certificate Practical Radio Radio & Television Servicing Practical Electronics Electronics Engineering Automation

INCLUDING TOOLS!

The specialist Electronics Division of B.I.E.T. NOW offers you a real laboratory training at home with practical equipment. Ask for details.

POST COUPON NOW!

Please send me your FREE 132-page "ENGINEERING OPPORTUNITIES" (Write if you prefer not to cut page)

NAME

ADDRESS

SUBJECT OR EXAM THAT INTERESTS ME.....

344B

THE B.I.E.T. IS THE LEADING INSTITUTE OF ITS KIND IN THE WORLD

Head Office and Warehouse
44A WESTBOURNE GROVE
LONDON W2
Tel. PARK 5641/2/3

Z & I AERO SERVICES LTD.

Please send all correspondence and Mail-Orders to the Head Office

Retail Shop
85 TOTTENHAM COURT ROAD
LONDON W1
Tel. LAngham 8403
Open all day Saturday

When sending cash with order, please include 2/6 in £ for postage and handling
MINIMUM CHARGE 2/6. No C.O.D. orders accepted

OAA2	6/-	6AF4	10/-	6D84	15/-	10C1	12/-
OAA3	10/-	6AF6G	11/-	6E84T	12/-	10C2	13/-
OB2	6/-	6AG0	8/6	6EA8	11/-	10D1	7/-
OC3	6/-	6AG7	6/-	6F1	14/-	10F1	9/-
O18	6/-	6AH6	10/-	6F4	30/-	10F2	8/-
OZ4A	5/-	6AK5	5/-	6F5G	8/-	10F3	10/-
LA3	4/-	6AL5	3/-	6F6G	5/-	10F8	10/-
1A7GT	8/-	6AM5	2/6	6F7	5/-	10F18	9/-
1B3GT	8/-	6AN8	10/-	6F8G	5/-	10P13	15/-
1C5GT	5/-	6AQ4	5/-	6F12	4/-	1113	7/-
1D6	8/-	6AQ5	5/6	6F13	6/6	1115	5/-
1D8GT	6/-	6AR5	6/-	6F14	15/-	12A26	8/-
1O4GT	8/-	6AR6	6/-	6F15	11/-	12A16	9/-
1I6GT	7/-	6AR8	17/6	6F17	6/-	12A16	7/6
1155GT	7/-	6AS5	5/-	6F18	7/6	12A15	7/6
1L4	2/6	6AS6	6/-	6F23	10/-	12A35	7/6
1N6GT	7/-	6AS7G	15/-	6F24	12/-	12A7	4/-
1R4	6/-	6AT6	4/6	6F25	12/-	12A7	4/-
1R5	6/-	6AU6	5/6	6F28	10/6	12A16	5/6
184	5/-	6AUGA	6/6	6I16	2/-	12A17	5/6
185	4/6	6AU8	9/-	6I4	9/-	12A16	5/6
1T4	3/-	6AV5GTA	6/5G	6I7	4/-	12A17	8/-
1T5GT	6/-	6A16	11/-	6I8	3/6	12AW6	20/-
1U4	5/-	6AV6	5/-	6I7G	6/-	12AX7	7/-
176GT	6/-	6AW8A	12/6	6K9C	6/-	12AY7	10/-
1V2	10/-	6I4G	17/-	6K7GT	5/-	12B1A	4/-
1X2B	7/-	6I8	7/-	6K8	8/-	12BA5	6/-
2C28A	7/-	6I8G	6/-	6K9C	4/-	12BE6	5/6
2C34	7/-	6I8AG	4/6	6L6CG	7/6	12B17	6/-
2C51	12/-	6I8A7	15/-	6L17	9/-	12B17	10/-
2CW4	12/-	6I8E	4/6	6L18	6/-	12C9	4/-
2I21	6/-	6I8F6	6/6	6L1920	5/-	12E1	20/-
2E24	40/-	6I8F7	15/-	6N7C7	7/-	12K5	10/6
2E25	22/6	6I8G	16/-	6P25	12/6	12K5	10/6
3A4	4/-	6I8H6	7/6	6P28	12/6	12K7GT	7/-
3A5	7/-	6I8E	7/6	6Q6G	15/-	12K8	8/-
3A8GT	8/-	6I8K4	22/6	6Q7	7/-	12R7G	4/-
3A9	6/-	6I8K7	9/-	6R47	7/-	12R7G	4/-
3I17	5/-	6BK7GT	10/-	6R7G	9/-	12BCT	4/-
3I28	40/-	6I8	10/-	6R5F	8/-	12BCT	4/-
3I6	4/-	6I8N6	7/6	6R7T	7/-	12B7	4/-
3E29	60/-	6I8Q7A	7/-	6R8G	6/-	12B7	4/-
3Q4	7/-	6I8R7	11/-	6R17	4/-	12B7GT/7/6	7/-
3Q5GT	6/6	6I8S	5/-	6R17	7/-	12B7GT/7/6	7/-
3E4	5/-	6I8T	7/6	6R7G	6/-	12N7GT/7/6	8/-
3V4	6/-	6I8W6	7/-	6R7GT	6/-	12R7	12/-
4-6S4	80/-	6I8W7	10/-	6N87GT	4/6	14R7	18/-
4E27	60/-	6I8Z6	9/-	6R7T	7/-	1414	9/-
4THA	9/-	6B27	11/-	6R17	7/-	20L2	13/-
4TP9	8/-	6C5	8/-	6T8	6/6	20L1	13/-
4X150A	1000/-	6C5GT	6/-	6U4GT	10/6	20P1	12/-
4X250B	120/-	6C9	11/-	6U8	7/6	20P3	12/-
5R4Y	9/-	6C31	12/-	6V8A	6/6	20P4	13/-
5U4G	5/6	6C16	6/-	6V8GT	6/6	20P5	11/-
5U3GB	6/6	6C67G	10/-	6X6GT	5/6	25L6G	6/6
5U8	8/6	6C16	6/-	6Y6G	10/6	25Z4	8/-
5V4	8/6	6C15	9/6	7B7	7/-	25Z6GT	11/-
5Y3GT	5/-	6C1E	11/-	7B8	8/-	28L7	7/-
5Z3	7/6	6CV4	12/-	7C5	11/-	30C1	6/3
5Z4G	7/6	6CV5	10/-	7C6	6/6	30C15	12/-
603L2	8/6	6C17	11/-	7C7	5/-	30C17	11/6
6A8	8/-	6D4	15/-	7D7	9/-	30C18	11/-
6A37	4/-	6D2E	3/-	7E7	22/-	30P5	10/6
6A13A	6/6	6D1C	12/6	7Y4	8/-	30P1L	14/-
6AC5GT10	6/6	6DK6	8/-	7Z4	6/-	30P1L2	10/-
6AC7	4/-	6DU6G	11/-	81W6	7/-	30P1L3	6/-



30FL14	13/-	862A	14/-	DC90	7/-	ECC83	6/-
30L1	5/6	872A	40/-	DF33	8/-	ECC84	6/6
30L15	15/-	884	15/-	DF64	5/-	ECC85	5/-
30L17	15/-	955	3/-	DF91	3/-	ECC86	7/6
30L12	9/-	956	2/-	DF92	2/-	ECC88	9/-
30P18	7/6	957	3/-	PF6	7/-	ECC91	3/6
30P19	13/-	959	8/-	D103	6/-	ECC189	11/-
30P11	15/-	991	7/-	DK32	8/-	ECC204	10/-
30P13	15/-	1267	20/-	DK40	11/-	EM81	7/-
30P14	15/-	2080	10/-	DK91	6/-	EM82	7/6
35A3	10/-	4313C	20/-	DK92	8/-	EM89	7/-
35A5	10/-	5681	7/6	DK96	7/-	EM85	11/-
35B5	12/-	5684	8/-	DK96	7/-	EM86	9/6
35C5	6/6	5670	10/-	D133	6/6	ECH35	11/-
35L5	12/-	5718	10/-	D135	5/-	ECH42	9/6
35P23	10/-	5719	10/-	D160	10/-	ECH81	5/3
35Z4G	4/-	5751	12/-	D161	5/-	ECH83	7/6
35Z5GT	5/6	5965	5/-	D192	5/-	ECH84	9/-
35W4	4/-	6080	25/-	D193	4/-	ECL80	7/-
35Z4GT	8/6	6146	25/-	D194	6/-	ECL82	6/3
35Z5GT	5/6	6159	32/-	D195	7/-	ECL83	9/6
42	9/-	6283	60/-	D196	7/-	ECL85	11/6
431	6/-	6360	30/-	DM70	5/6	EZ10	7/6
50A5	12/-	6939	45/-	DY30	8/-	EZ14	8/-
50B5	6/6	7551	30/-	E86C	12/6	EZ15	8/6
50C3	9/-	8136	15/-	E86D	6/6	EZ16	8/6
50CDB	2/6	8136	15/-	E86E	6/6	EZ17	8/6
50L6GT	6/-	9002	5/6	E92C	6/-	EZ18	8/6
52K1	7/-	A1820	20/-	E180C	8/-	EZ19	8/6
56C0	30/-	AC/HL/DD	8/-	E180D	8/-	EZ20	8/6
58G	45/-	AC/HL	8/-	E180E	8/-	EZ21	8/6
75C1	13/-	DOD 10	8/-	E180F	8/-	EZ22	8/6
80	6/6	EA1C80	6/6	E180G	8/-	EZ23	8/6
83A1	12/-	EA142	8/6	E180H	8/-	EZ24	8/6
85A1	25/-	EA143	8/6	E180I	8/-	EZ25	8/6
85A2	4/6	EA144	8/6	E180J	8/-	EZ26	8/6
85A3	5/6	EA145	8/6	E180K	8/-	EZ27	8/6
90AG	48/-	EA146	8/6	E180L	8/-	EZ28	8/6
90AV	46/-	EA147	8/6	E180M	8/-	EZ29	8/6
90C1	12/-	EA148	8/6	E180N	8/-	EZ30	8/6
90C2	12/-	EA149	8/6	E180O	8/-	EZ31	8/6
90C3	25/-	EA150	8/6	E180P	8/-	EZ32	8/6
90CV	25/-	EA151	8/6	E180Q	8/-	EZ33	8/6
117N7	30/-	EA152	8/6	E180R	8/-	EZ34	8/6
150R2	10/-	EA153	8/6	E180S	8/-	EZ35	8/6
150H3	8/-	EA154	8/6	E180T	8/-	EZ36	8/6
211	30/-	EA155	8/6	E180U	8/-	EZ37	8/6
310A	25/-	EA156	8/6	E180V	8/-	EZ38	8/6
311A	35/-	EA157	8/6	E180W	8/-	EZ39	8/6
807	9/-	EA158	8/6	E180X	8/-	EZ40	8/6
811	40/-	EA159	8/6	E180Y	8/-	EZ41	8/6
812A	57/6	EA160	8/6	E180Z	8/-	EZ42	8/6
815	35/-	EA161	8/6	E180A	8/-	EZ43	8/6
832	20/-	EA162	8/6	E180B	8/-	EZ44	8/6

EL33	12/6	KT36	17/6	PL302	13/-	U281	12/-
EL34	9/6	KT41	7/6	PL303	13/-	U282	12/-
EL35	5/-	KT44	5/-	PL304	13/-	U283	12/-
EL36	8/6	KT45	15/-	PL305	13/-	U301	11/-
EL38	17/6	KT67	45/-	PL306	13/-	U403	7/-
EL41	8/6	KT76	9/-	PL307	13/-	U404	5/-
EL42	7/6	KT88	23/-	PL308	13/-	U801	17/-
EL51	9/-	LP2	7/-	PL309	13/-	UA180	5/6
EL52	8/6	MH4	5/-	PL310	13/-	UB41	10/-
EL53	7/-	MH11	9/-	PL311	13/-	UBC41	8/-
EL54	4/3	MH14	5/-	PL312	13/-	UBC81	8/-
EL56	7/6	M818	9/-	PL313	13/-	UBF80	6/6
EL81	8/6	M818	9/-	PL314	13/-	UBF89	7/-
EL82	9/6	M818	9/-	PL315	13/-	UB801	10/-
EL90	6/6	N78	10/-	PL316	13/-	UC30	5/6
EL91	2/6	N78	10/-	PL317	13/-	UC12	9/6
EL95	5/-	PAC80	7/6	PL318	13/-	UC13	9/6
EL96	2/6	PC80	11/-	PL319	13/-	UC14	9/6
EL97	11/6	PC80	11/-	PL320	13/-	UC15	9/6
EL98	11/6	PC97	7/6	PL321	13/-	UC16	9/6
EM34	13/-	PC90	9/6	PL322	13/-	UC17	9/6
EM35	8/6	PC94	5/6	PL323	13/-	UC18	9/6
EM80	7/-	PC98	5/6	PL324	13/-	UC19	9/6
EM81	7/-	PC98	5/6	PL325	13/-	UC20	9/6
EM82	7/-	PC98	5/6	PL326	13/-	UC21	9/6
EM83	7/-	PC98	5/6	PL327	13/-	UC22	9/6
EM84	7/-	PC98	5/6	PL328	13/-	UC23	9/6
EM85	11/-	PC98	5/6	PL329	13/-	UC24	9/6
EM86	11/-	PC98	5/6	PL330	13/-	UC25	9/6
EM87	11/-	PC98	5/6	PL331	13/-	UC26	9/6
EM88	11/-	PC98	5/6	PL332	13/-	UC27	9/6
EM89	11/-	PC98	5/6	PL333	13/-	UC28	9/6
EM90	11/-	PC98	5/6	PL334	13/-	UC29	9/6
EM91	6/-	PC98	5/6	PL335	13/-	UC30	9/6
EM92	6/-	PC98	5/6	PL336	13/-	UC31	9/6
EM93	6/-	PC98	5/6	PL337	13/-	UC32	9/6
EM94	6/-	PC98	5/6	PL338	13/-	UC33	9/6
EM95	6/-	PC98	5/6	PL339	13/-	UC34	9/6
EM96	6/-	PC98	5/6	PL340	13/-	UC35	9/6
EM97	6/-	PC98	5/6	PL341	13/-	UC36	9/6
EM98	6/-	PC98	5/6	PL342	13/-	UC37	9/6
EM99	6/-	PC98	5/6	PL343	13/-	UC38	9/6
EM100	6/-	PC98	5/6	PL344	13/-	UC39	9/6
EM101	6/-	PC98	5/6	PL345	13/-	UC40	9/6
EM102	6/-	PC98	5/6	PL346	13/-	UC41	9/6
EM103	6/-	PC98	5/6	PL347	13/-	UC42	9/6
EM104	6/-	PC98	5/6	PL348	13/-	UC43	9/6
EM105	6/-	PC98	5/6	PL349	13/-	UC44	9/6
EM106	6/-	PC9					

PRACTICAL WIRELESS

blueprints

The following blueprints are available from stock. Descriptive text is not available but the date of issue is shown for each blueprint. Send, preferably, a postal order to cover cost of the blueprint (stamps over 6d. unacceptable) to Blueprint Department, Practical Wireless, George Newnes Ltd., Tower House, Southampton Street, London, W.C.2.

The Strand Amplifier }	(Oct. 1962)	5/-	The Celeste 7-transistor Portable Radio }	(June 1963)	5/-
The PW Signal Generator }			The Spinette Record Player }		
The Berkeley Loudspeaker Enclosure }	(Dec. 1962)	5/-	Transistor Radio Mains Unit }	(June 1964)	5/-
The Luxembourg Tuner }			7 Mc/s Transceiver }		
The PW Troubadour }	(June 1962)	7/6	The Citizen (December 1961) }		5/-
The PW Everest Tuner }			The Mini-amp (November 1961) }		5/-
The PW Britannic Two }	(May 1962)	6/-	The PT Multimeter (October 1961) PT }		5/-
The PW Mercury Six }			The Beginner's Short Wave Superhet (Dec. 1964)		5/-
Beginner's Short Wave Two S.W. Listener's Guide }	(Nov. 1963)	5/-	The Empire 7 Three-band Receiver (May 1965) }		5/-
Beginner's 10-watt Transmitter Transmitting and Aerial Data }	(Dec. 1963)	5/-	Electronic Hawaiian Guitar (June 1965) }		5/-
PW "Sixteen" Multirange Meter }	(Jan. 1964)	5/-	Progressive SW Superhet (February 1966) }		5/-
Test Meter Applications Chart }			Beginners' 5-Band Receiver }	(Dec. 1966)	5/-
			Home Intercom Unit }		

PLEASE NOTE THAT WE CAN SUPPLY NO BLUEPRINTS OTHER THAN THOSE SHOWN IN THE ABOVE LIST. NOR ARE WE ABLE TO SUPPLY SERVICE SHEETS FOR COMMERCIAL RADIO, TV OR AUDIO EQUIPMENT.

PRACTICAL WIRELESS

query service

Before using the query service it is important to read the following notes:

The PW Query Service is designed primarily to answer queries on articles published in the magazine and to deal with problems which cannot easily be solved by reference to standard text books. In order to prevent unnecessary disappointment, prospective users of the service should note that:

(a) We cannot undertake to design equipment or to supply wiring diagrams or circuits, to individual requirements.

(b) We cannot undertake to supply detailed information for converting war surplus equipment or to supply circuitry.

(c) It is usually impossible to supply information on imported domestic equipment owing to the lack of details available.

(d) We regret we are unable to answer technical queries over the telephone.

(e) It helps us if queries are clear and concise.

(f) We cannot guarantee to answer any query not accompanied by the current query coupon and a stamped addressed envelope.

QUERY COUPON

This coupon is available until 3rd February, 1967 and must accompany all queries in accordance with the rules of our Query Service.

PRACTICAL WIRELESS, FEBRUARY 1967



BUILD THE WORLD'S FIRST ALL TRANSISTOR PORTABLE ORGAN KIT

COMPLETE RANGE OF ORGAN PARTS IN STOCK. LET US HAVE YOUR ENQUIRIES

- ★ EASY TO BUILD WITH PRINTED CIRCUITS AND FULLY COMPREHENSIVE HANDBOOK
- ★ CIRCUITS USE 170 TRANSISTORS AND DEVICES
- ★ 10 SELECTED TONE COLOURS PLUS VIBRATO
- ★ PORTABLE TWO COLOUR CABINET WITH DETACHABLE LEGS, MUSIC STAND, SWELL PEDAL
- ★ THE ONLY COMPLETE KIT AVAILABLE IN THE WORLD
- ★ FOR GROUPS, CLUBS, HOBBYISTS, HOME ENTERTAINMENT

SPECIFICATIONS:

- TONE COLOURS (ROCKERTABS) 10 DIFFERENT TONES CAN BE SELECTED
- SWITCHED VIBRATO. ● CABINET SIZE 30½ x 15½ x 9 in. ● WEIGHT 35 lb.
- 49 NOTE C-C FULLY SPRUNG KEYBOARD ● 6 OCTAVES OF GENERATORS
- PRESET VOLUME CONTROL ● TONE COLOUR BLEND CONTROL
- FOOT SWELL PEDAL ● OUTPUT UP TO ½ VOLT ● 110/250 VOLT MAINS OR 18 VOLT BATTERY ● FULLY POLYPHONIC OPERATION
- PLUG-IN PRINTED CIRCUIT PANELS ● SIMPLE LOCKED-IN TUNING
- DETACHABLE LEGS WITH STOWAGE
- FULLY DETAILED INSTRUCTION HANDBOOK, PHOTOS AND CIRCUITS

START BUILDING FOR AS LITTLE AS £5 - BUILD THE MAYFAIR A SECTION AT A TIME

- COMPLETE KIT WITH CABINET, ALL COMPONENTS AND HANDBOOK
- ALL PARTS AVAILABLE SEPARATELY
- HP AVAILABLE FOR COMPLETE KIT
- HANDBOOK SEPARATELY, 20/- post paid

MAYFAIR PORTABLE ELECTRONIC ORGAN

ACCLAIMED BY EVERYONE!



Designed by L. W. ROCHE

TO BUILD YOURSELF IN EASY STAGES, ALL PARTS SOLD SEPARATELY and FULLY GUARANTEED

99 GNS.

(CARRIAGE AND PACKING 30/- EXTRA)

DETAILED LEAFLET FREE ON REQUEST CALL FOR DEMONSTRATION

TRANSISTOR CATALOGUE

Completely new 24-page 1967 edition. Hundreds of new types with details. The largest range available. Send 1/- for your copy.



(7)

TUNNEL DIODES

1mA 22/6; 5mA 15/-; 15mA 12/6; brand new at fraction of normal price. Full specs. supplied

(1) REGENT-L MW/LW POCKET RADIO TO BUILD
6-Transistor superhet. Geared tuning. Push-pull speaker output. Moulded cabinet 5 x 3 x 1½ in. Phone socket. **69/6**
TOTAL COST P.P. 2/- TO BUILD P.P. 2/- Full tuning on both bands

SCR'S (THYRISTORS)

● 1 AMP SERIES WIRE LEADS
50 PIV .. 7/6 100 PIV .. 7/6
200 PIV .. 12/6 300 PIV .. 15/-
400 PIV (280V Rms) .. 17/6
100 PIV, 3 Amp Stud Type .. 9/6
400 PIV, 7 Amp (280V Rms) .. 25/-
400 PIV, 3 Amp .. 20/-

● SA100. 5 + 5 watt Stereo. 300mV Input FM Tuners, P.U.'s, etc. 9/P4 to 16ohms Mains oprtd. **£15.15.0** P.P. 5/-

VALVE AMPLIFIERS AND TUNERS IN CABINETS

● SA200. 7½ + 7½ watt version. Also Inputs for Mag. Mic. Mag. P.U.'s, etc. P.P. **£27.10.0** 7/6

DEAC RECHARGEABLE BATTERY.

Your last chance for this offer. ● 9.6 volt 225mA/H ... **20/-** pp. 1/6

DEAC CHARGER

To charge 3.6 volt and 9.6 volt packs. Fully mains isolated in case. **45/-** P.P. 2/-

HI-FI EQUIPMENT


Complete range in stock. Send list of requirements for special price quote. Hi-fi demonstration room open.

● AFM 200. AM/FM tuner to match SA200 P.P. **29 gns.** 7/6 (AFM100 and 200 may be used with any amplifier)

Also from stock: ARMSTRONG QUAD GOODMANS LEAK ROGERS TRUVOX

(4) BUILD A QUALITY 2 OR 4 TRACK TAPE RECORDER

3-speed version using new '363' decks
● TWO-TRACK. Deck £10.10.0. Martin Amplifier £14.19.6. Cabinet and speaker 7 gns. Complete kits with FREE 7in. 1200H. tape, spare spool. P.P. **27 gns** 15/- Today's Value **£45**
● FOUR-TRACK. Deck £13.10.0. Martin Amplifier £15.19.6. Cabinet and speaker 7 gns. Complete kits with FREE 7in. 1200H. tape, spare spool. P.P. **30 gns** 15/- Today's Value **£50**



(4)

(6) GARRARD DECKS—BRAND NEW FULLY GUARANTEED

1000 mono	£5 19 6	SP25 stereo	£10 10 0	401 less cart./arm	£27 10 0	All other makes of decks and cartridge in stock
AT9 mono	£6 9 6	SP25 Deram	£13 10 0	AT6 mono Mk II	£8 10 0	
2000 mono	£8 9 6	AT60 less cart.	£10 10 0	AT9 stereo Mk II	£8 10 0	
2000 stereo	£8 16 6	AT60 mono	£10 10 0	AT6 Deram	£12 10 0	
3000 1m stereo	£7 10 0	AT60 stereo	£11 10 0	Decade Mk. II	£17 17 0	
SP25 less cart.	£9 10 0	AT60 Deram	£14 10 0	AT7 less cart.	£17 17 0	
SP25 mono	£9 19 6	LAB80 less cart.	£27 0 0	(P. & P. 5/- any type)		



(1)

FM STEREO DECODER

7 Mullard Transistors. Printed Circuit Design with Stereo Indicator. For use with any valve or transistor FM. Uses pot cores to Mullard design and ger. and silicon transistors. Complete **£5.19.6** P.P. 2/- Kit Price **£5.19.6** P.P. 2/- Leaflet on request.

SEE PAGE 799 FOR MORE ADVERTS

(7) GLOBEMASTER MW/LW/SW PORTABLE RADIO TO BUILD

Full 3-waveband tuning. Pushbutton wave-change. Superhet printed circuit design. Black-chromed cabinet 11 x 7½ x 3½ in. (SW 17-50 metres). Ear/Record sockets. 1 watt Push/Pop output. 6 Mullard Transistors. **TOTAL COST £7.19.6** P.P. 3/6 TO BUILD

MARRIOT TAPE HEADS

½ Track R/RP/3 Med z. 7/8. R/RP/1 High z. 8/- R/RP/1 High z + R/E/1 erase on block. 19/6. ½ Track L/RPS/12 High z. 15/- L/RPS/7 Med z. 19/6. L/ES/9 erase. 12/6. Also HR-RP single track Rec/Play Med z. 8/6.

TSA90. Transistor Stereo Amplifier in Case. 4½ + 4½ watts. 3 to 16 ohms O/p. Input 80mV Tuner and P.U.'s. Mains operated. P.P. 5/- **£9.19.6**

(5) VHF FM TUNER TO BUILD

87/105 Mc/s Transistor Superhet. Geared tuning. Terrific quality and sensitivity. For valve or transistor amplifiers. 4 x 3½ x 2½ in. Complete with dial plate, 5 Mullard Transistors (FM Decoder Kit £5.19.6, P.P. 2/-). **TOTAL COST £6.19.6** P.P. 2/6 TO BUILD (Cabinet Assembly 20/- extra)



(5)



(8)

(8) TOURMASTER TRANSISTOR CAR RADIO

7-Transistor MW/LW Car Radio. 12 volt operated. 3 watt output. Push-button wave-change. RF stage. Supplied built, boxed, ready to use with Speaker and Baffle. Car fixing kit and manufacturers' current guarantee. Special Bargain offer. Buy Now! List **£9.9.0** P.P. 3/6 Price 15 gns.



(8)

1967 CATALOGUE

(available end of January)

Completely new and revised edition over 200 pages packed with components and equipment. Hundreds of new lines with data and illustrations. Complete with 5 free discount vouchers (total value 10/-) for use on purchases. The largest and most comprehensive range of items available. PRICE 7/6d. P. & P. 1/-.

Hundreds of new components, more information and illustrations.

HENRY'S RADIO LTD.

303 EDGWARE RD., LONDON, W.2
PADdington 1008/9 (STD. 01-723-1008)
Open Mon. to Sat. 9-6. Thurs. 1 p.m.
Open all day Saturday

SUPPLIERS OF QUALITY COMPONENTS AND EQUIPMENT FOR MORE THAN 20 YEARS