
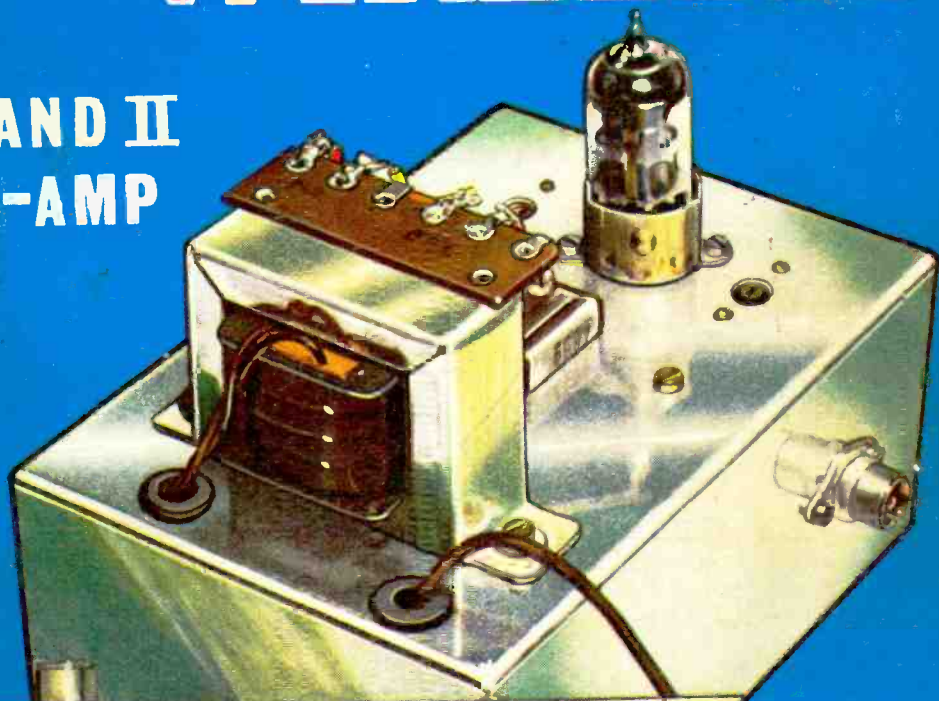


PRACTICAL ^{1/6} WIRELESS

FEBRUARY
1961

A BAND II
PRE-AMP



contents

THE GUITAR TREMOLO UNIT
VERSATILE TAPE RECORDER
CRYSTAL-CONTROLLED C.W.
TRANSMITTERS
SIMPLE R/C BRIDGE
80m AERIAL COUPLER
ETC., ETC., ETC.



Stentorian

for sound reproduction

This range of Stentorian loudspeakers, incorporating the patented cambric cone, was developed to provide reproduction that takes full advantage of the television and V.H.F. sound transmissions and high fidelity recordings now available. The cone of the loudspeaker is made from uncured cambric and bonded pulp, the whole being completely cured together and made into one composite cone.



MODEL H.F. 1016

10" Unit H.F. 1016. 16,000 gauss. Instantaneous matching at 3, 7.5 and 15 ohms. Handling capacity 10 watts. Frequency response 30 c.p.s. to 15,000 c.p.s. Bass resonance, 35 c.p.s.

Price £7.12.3 (inc. P.T.)

* Incorporates a universal impedance speech coil.

Type	Flux Density	Price	Type	Flux Density	Price
8" H.F.816*	16,000 gauss	£6.10.6	T.816	16,000 gauss	£6.3.9
8" H.F.812*	12,000 gauss	£3.19.6	T.12 tweeter	16,000 gauss	£12.12.0
8" H.F.810	10,000 gauss	£2.19.0	T.10 tweeter	14,000 gauss	£4.4.0
6" H.F.610	10,000 gauss	£2.9.0 steel £2.11.0 diecast	T.359 tweeter	9,000 gauss	£1.13.3

WHITELEY ELECTRICAL RADIO CO. LTD. MANSFIELD, NOTTS

Telephone: MANSFIELD 1762-5


London Office: 109 Kingsway, London, W.C.2
WA3

JACKSON

the big name in **PRECISION** components

Precision built radio components are an important contribution to the radio and communications industry.

Be sure of the best and buy Jackson Precision Built Components.



AM/FM
Gang
Condenser
Type 5320

JACKSON BROS. (LONDON) LTD.

KINGSWAY-WADDON, SURREY

Phone: Croydon 2754-5 Grams: Walfico, Souphone, London

SPECIAL FOR THE "HAMS" RADIO STATION

Illustrated

$\frac{1}{8}$ inch detachable bit soldering instrument
List No. 70

Combined Protective Unit with Wiper/Abrasion Pad and Solder Reel
List No. 700

Apply **SALES & SERVICE**

ADCOLA
AN ADJUSTABLE DIECAST
(Regd. Trade Mark)

**GAUDEN ROAD
CLAPHAM HIGH ST.
LONDON, S.W.4**

Telephones:
MACaulay 4272-3101



British & Foreign
Patents. Registered
Designs, etc.

Telegrams:
"SOLJOINT, LONDON"

Tel: Mitcham 6201

Open Daily to Callers

R S T

All Valves Brand New and Fully Guaranteed

211 STREATHAM ROAD, MITCHAM, SURREY

Special 24 Hour Express Mail Order Service

OZ4	5/9	6CH6	12/-	10C2	27/10	32	13/6	CCH35	21/-	ECL83	12/6	H23DD		PCL82	11/6	U251	17/6
1A5	6/-	56EGT	10/-	10F1	26/2	35A5	15/6	CL4	12/6	EF9	21/-		10/6	PCL83	12/6	U281	20/-
1A7	14/6	6F1	15/6	10F3	17/6	35L6GT	10/6	CL33	18/6	EF22	17/6	HL41	12/6	PEN4A	17/6	U282	22/-
1D5	14/-	6F6	6/9	10F9	12/6	35W4	8/-	CY1	15/9	EF36	7/6	HL41DD		PEN4B	17/6	U301	22/6
1D6	10/-	6F7	15/-	10LD3	12/6	35Z3	10/-	CY31	15/9	EF37	8/6		13/6	PEN4DD		U329	17/6
1H5	10/6	6F12	4/9	10LD11	15/-	35Z4	7/6	D41	12/6	EF37A	8/6	HL42DD			22/6	U339	19/-
1L4		6F13	17/6	10P13	21/-	35Z5	9/6	D42	12/6	EF39	4/-		13/6	PL33	18/6	U403	11/6
1LNS	10/6	6F14	17/6	10P14	20/-	40SUA	15/6	D63	3/6	EF40	15/-	HY90	8/-	PL38	23/9	U404	10/-
1N5	4/6	6F15	14/9	11D3	17/6	41STH	23/6	D77	5/6	EF41	9/3	IW4/350	10/-	PL81	14/9	U801	29/-
1R5	9/-	6F37	12/-	11D5	17/6	42	15/-	D152	6/-	EF42	10/6	IW4/500	10/-	PL82	8/-	U4020	25/6
1S4	8/6	6F33	5/6	12A6	6/6	43	15/-	DAC32	10/6	EF50(E)	3/6	KBC32	9/6	PL83	10/6	UAABC80	8/-
1S5	9/-	6H6	2/6	12AH8	10/-	50C5	15/-	DAF91	7/6	EF50(A)	4/-	KF35	8/6	PM20	21/-	UAF42	9/6
1T4	4/-	615GT	4/6	12AT6	9/-	50CD6G	21/-	DF33	10/6	EF80	6/-	KL32	10/6	PM2A	12/6	UB41	9/6
1U5	10/-	616	4/6	12AT7	8/-			DF91	4/-	EF85	6/6	KL32	11/6	PM2HL	14/-	UBC41	9/6
2D21	8/6	617GT	9/6	12AU7	9/-	50L6GT	9/6	DF92	4/-	EF86	11/-	KL35	9/6	PM22A	13/6	UBF80	9/6
2X2	5/-	6K7GT	10/6	12AX7	9/-	61B1	17/6	DF96	9/6	EF88	10/-	KT2	7/6	PM24M	21/6	UBF89	8/6
3A5	12/6	6K8GT	12/6	12BA6	9/6	61SPT	17/6	DF97	9/6	EF89	10/-	KT32	10/-	PM202	16/-	UCC85	10/-
3D6	14/6	6K25	19/6	12BA6	9/6	62BT	17/6	DH63	10/-	EF91	4/9	KT33C	10/-	PY31	16/6	UCH42	9/6
3Q4	8/-	6L1	15/6	12EJ	17/6	75	12/6	DH76	7/6	EF92	5/-	KT36	28/6	PY32	15/6	UCH81	9/6
3Q5	10/6	6L6	7/6	12K7GT	8/6	78	12/6	DH77	8/3	EF93	7/6	KT41	22/6	PY80	8/-	UCL82	12/6
354	8/-	6L18	12/6	12K7GT	8/6	80	10/-	DH107	13/6	EF95	15/-	KT44	13/6	PY81	7/6	UCL83	13/6
3V4	9/-	6L19	21/-	12K8GT	12/6	80	10/-	DH119	7/6	EL31	12/6	KT55	22/6	PY82	8/-	UCL91	9/6
5R4GT	9/-	6L30	10/-	12Q7GT	8/6	85A2	12/6	DK91	9/-	EL32	5/-	KT61	18/6	PY83	8/6	UF42	11/6
5U4G	4/6	6/30L2	10/-	12SA7	8/-	15OB2	12/6	DK92	9/6	EL33	12/6	KT63	8/6	PZ30	18/6	UF80	9/6
5V4	8/-	6LD3	9/6	12SC7	8/-	15OB3	15/-	DK96	10/-	EL35	12/6	KT66	17/6	QP25	14/6	UF85	9/-
5Y3GT	8/6	6LD20	15/6	12SG7	8/-	18SBT	32/-	DL33	9/-	EL37	18/6	KT71	9/-	QP230	17/6	UF89	8/-
5Z3	10/6	6N7GT	7/6	12SH7	4/-	303	7/6	DL35	12/6	EL38	23/9	KT74	12/6	QP21	12/6	UL41	8/-
5Z4G	10/-	6M1	10/6	12SJ7	4/-	304	7/6	DL92	8/6	EL41	10/6	KT76	12/6	R10	21/-	UL44	24/6
6A7	18/6	6M2	10/6	12SK7	8/-	305	7/6	DL94	9/-	EL42	10/6	KT101	25/-	R19	19/6	UL46	21/6
6A8	10/-	6P1	17/6	12SQ7	11/6	328	7/6	DL96	9/6	EL81	14/9	KTW62	7/6	SD6	8/6	UL84	9/6
6A8B	9/-	6P25	19/6	12SN7	17/6	329	7/6	EA50	2/-	EL84	7/-	KTW63	7/6	SP4	14/6	U06	20/11
6A8B	9/-	6P28	26/-	12Z3	15/-	807	7/6	EABC80	7/6	EL85	10/6	KTZ41	8/-	SP41	3/6	U07	15/-
6AK5	8/-	6Q7GT	10/6	13D3	12/6	955	4/-	EAC91	7/6	EL90	8/6	KTZ63	10/6	SP42	12/6	U08	26/-
6AK8	7/6	6SA7GT	7/6	14H7	12/6	5763	17/6	EAC92	10/-	EL91	5/-	L63	4/9	SP61	3/6	U12	15/6
6AL5	6/-	6SG7	7/6	14R7	12/6	9002	7/6	EB41	7/6	EM80	10/-	LN309	15/-	T41	22/6	UY41	7/6
6AM5	5/-	6SH7	6/6	14S7	21/-	9003	7/6	EB91	5/-	EM81	10/-	LZ319	12/6	TDD4	17/6	UY85	7/6
6AM6	4/-	6S17	5/6	15A2	17/6	AC4/PEN		EBC33	4/-	EY81	10/6	MH4	8/6	TDD13C		VP28	17/6
6AN5	7/6	6SK7	7/6	15D2	23/9		25/-	EBC41	9/6	EY84	10/6	MHD4	7/6		17/6	VP4B	17/6
6AOS	3/6	6SL7GT	6/6	19A5G	10/6	AC5/PEN		EBF80	9/6	EY86	9/6	MHL	10/-	TH41	23/9	W17	8/6
6AOS	3/6	6SN7GT	5/6	19B6G			22/6	BF89	9/-	EY91	9/-	MKT4	(5,7)	TP22	17/6	W76	7/6
6AT6	8/3	6U4GT	11/6			AC6	21/-	EBL21	22/-	EZ35	7/6		17/6	TP25	17/6	W77	5/-
6AU6	10/-	6U5	7/6	20D1	24/6	ACTP	32/-	EBL31	21/6	EZ40	7/6	MS4B	17/6	U14	15/9	W81	6/-
6B7	10/-	6U7	7/6	20D2	27/6	ACHL	12/6	EC90	9/6	EZ41	7/6	MSPA	17/6	U16	10/-	W142	9/6
6B8	4/-	6V6G	5/-	20F2	26/6	AC/PEN		EC91	9/6	EZ80	7/6	MU14	9/-	U18	20	W719	7/6
6BA6	7/6	6V6GT	8/-	20L1	26/6		17/6	ECC31	10/6	EZ81	7/6	MX40	17/6	U22	10/-	W727	7/6
6BE6	7/6	6X4	5/-	20P1	26/-	ACTH1	34/9	ECC32	10/6	EZ90	7/6	N18	8/-	U24	29/6	X18	11/6
6BG6G	21/6	6X5GT	5/-	20P3	23/-	ACVPI	17/6	ECC33	5/-	FC2	21/-	N19	8/-	U25	14/-	X61M	21/6
6BJ6	7/6	7B7	8/-	20P5	22/6	ACVP2	17/6	ECC34	15/-	FC13	17/6	N37	18/6	U26	12/6	X65	23/9
6BR7	15/-	7C5	8/-	25L6GT	9/6	AC2/PEN		ECC35	8/-	FC13C	21/-	N78	17/6	U31	9/6	X66	21/-
6BW6	8/6	7C6	8/-	25Y5	10/-		21/-	ECC40	21/-	FW4,500		N108	18/6	U33	21/-	X78	21/-
6BW7	6/6	7D5	15/-	25Z4	9/6	AC2		ECC81	8/-		10/-	N142	9/6	U35	21/-	X79	21/-
6BX6	6/-	7D6	15/-	25Z5	9/6	PENDD21/-		ECC82	9/6			N147	18/6	U37	25/-	Y61	10/6
6BY7	7/6	7D8	15/-	25Z6	10/6	AZ1	15/6	ECC83	9/6	FW4,800		N150	10/-	U45	21/-	Y63	9/-
6C4	6/6	7H7	8/-	27SU	17/6	AZ31	10/6	ECC84	9/6			N153	11/6	U47	21/-	Z21	12/6
6CSGT	8/-	7K7	10/6	30C1	12/6	B36	21/-	ECC85	9/6			N309	11/6	U50	8/6	Z61	7/6
6C6	6/6	7Q7	11/6	B65	8/6	B36	21/-	ECC86	9/6			N329	10/6	U52	7/-	Z66	19/6
6C9	12/6	7R7	12/-	B152	8/6	B329	9/6	ECC91	5/6			H304	5/6	N727	7/6	277	4/9
6C10	12/6	7S7	10/6	B309	9/6	B329	9/6	ECC80	12/6			H63	9/6	N729	8/-	U78	7/-
6CD6G	27/6	7Y4	7/6	ECH21	22/-	B339	9/6	ECH82	12/6			HBC90	9/6	P2	10/-	U142	8/-
6D1	8/-	8D3	4/-	ECH42	10/-	B719	9/6	ECH42	10/-			HL92	6/6	PCC84	9/6	U145	15/-
6D2	5/-	9BW6	14/9	ECH81	9/-	CBL1	17/6	ECH81	9/-			HL133DD		PCC89	10/-	U147	7/-
6D3	15/-	10C1	18/-	ECH83	12/6	CBL1	17/6	ECH83	12/6			PCF80	10/6	PCF80	10/6	U153	9/6
				ECL80	9/-	CBL31	21/-					PCF82	9/6		9/6	U191	20/-

METAL RECTIFIERS

RM1	6/-	1B8A 1-1-8-1	4/6	16RE 2-1-8-1	8/6
RM2	8/-	1B8A 1-1-16-1	6/6	1B8A 1-2-8-1	11/-
RM3	9/-	16RC 1-1-16-1	88/6	1A486	17/-
RM4	16/6	14RA 1-2-8-2	18/-	1A497	23/6
RM5	22/-	14RA 1-2-8-2	21/-	1A4100	24/-

SPECIAL OFFER

1T4 4/-, 6K8 8/-, 6K7G 3/-, 6V6G 5/-,
 EBC33 4/-, EF39 4/-, EF80 6/-, EF91 4/9,
 6X5G 5/-, 5U4G 4/6.

TERMS OF BUSINESS C.W.O. or C.O.D.
 2.9 PACKING CHARGE ON ALL C.O.D.
 ORDERS. POSTAGE 3d. PER VALVE

OBSOLETE VALVES A SPECIALITY.
 QUOTATIONS GIVEN ON ANY TYPE
 NOT LISTED.

HARVERSON SURPLUS CO. LTD.

MONAURAL AMPLIFIER



This amplifier as illustrated, made by a leading manufacturer. Mullard valves—ECC83, EL84 x EL84, EZ80. Bass Treble and Volume on remote panel. Elegant Knobs. OUR PRICE one month only £4.16.6 plus P. & P. 3/6.


STEREOPHONIC AMPLIFIER

£5.10.0

Complete with 2 Loudspeakers

Plus 4/6 P. & P.

This is a compact amplifier embodying the latest features and giving a high standard of reproduction, with ample volume. Supplied complete with valves (ECL82, ECL82, EZ80), panel, knobs, etc., and two specially selected 3Ω matched loudspeakers. We only have a few, and we will never be able to repeat this offer at such a low price. Don't risk disappointment. Order now.



HARVERSON SUPERHET 4 KIT

A medium and long wave superhet, incorporating two I.F. stages modern B9 valves (UCH81, UBF89, UCL83, U785), built-in ferrite rod aerial. All you need supplied from theoretical wiring diagram to last nut and bolt (main components ready mounted), including an attractive contemporary styled cream plastic cabinet with gold trimmings. Size 11 1/4 x 4 1/2 x 6 1/2 in.

PRICE £6.12.6

Post 3/6

SLOW MOTION TUNERS

500-500 Twin gang condensers with geared slow motion drive. 3/6 ea. 36/- per doz. P. & P. 6d.

WIRE WOUND POTS

12 Wire wound Colvern Pots—all different values 10/6 P. & P. 9d.

RECTIFIERS FOR BATTERY CHARGERS

12 v. 1 amp. ...	5/-
12 v. 2 amp. ...	8/-
12 v. 3 amp. ...	10/-
12 v. 4 amp. ...	14/-
12 v. 5 amp. ...	16/-

P. & P. 6d.

TRANSISTOR BARGAINS

ALL MULLARD FIRST GRADE

OC71	8/-
OC72	12/-
OC72 Matched Pair	25/-
OC45 Green Spot	15/-
OC45 Blue Spot	15/-
OC44	15/6
SB305 Semi Conductor	10/6
OA41 Diode	3/6

SPECIAL OFFER

DON'T MISS THIS
MULLARD O.C.76 ... 10/6
MATCHED PAIR £1.0.0
Post and packing 6d.

TRANSISTOR RECORD PLAYER CASE

A few only—Transistor record player cases in light grey cloth—complete with motor board. Size: 12 x 8 x 6 in. 18/6 each. P. & P. 1/9.

COSSOR C.R.T. SNIP

108K 10-inch. New and boxed 15/-, plus 6/- P. & P.
75K 10-inch. New and boxed, 15/-, plus 6/- P. & P.

ION TRAP MAGNETS

To suit the above, 2/9 each. P. & P. 3d.

THIS MONTH'S BARGAIN! SUPERHET CHASSIS

Complete and ready for your cabinet, 4 valve superhet chassis, complete with valves, ferrite aerial, dial and knobs. Valve line up—UCH81, UBF89, UCL83, UY85. Long and Medium wave coverage.


PRICE £4.19.6 P. & P. 3/6.

SPEAKER FRET

Super quality heavily woven fret, 54 inches wide. Usual price 50/- per yard. P. & P. 1/-
OUR PRICE 12/6 per yard.

GRAM & TAPE EQUIPMENT BARGAINS

THE WORLD FAMOUS E.M.I. ANGEL TRANSCRIPTION P.U. (Model 17A)



A Pick-up for the connoisseur originally priced at £17.10.0. The last remaining few offered at £4.10.0 Plus P. & P. 5/-.

PICK-UP CARTRIDGE BARGAINS

STUDIO P. ...	17/6
ACOS HIGH G. ...	17/6
E.U. POWER POINT ...	12/6
RONETTE ...	18/6
G.C.Z. ...	16/6

* P. & P. 1/-.

RECORD CHANGERS

GARRARD	
RC 98 Mk. 4H. 4-speed autochanger	£16.10.0
RC 120/D Mk.2	£9. 0. 0
RC 120 Mk.4D	£9. 0. 0
RC 120 Mk.4H	£9. 0. 0
RC 121 Mk.1	£11.0. 6
RC 121 Mk.4H	£11.0. 6
RC 121/40 Mk.2	£11.0. 6
COLLARO	
RC 54 4-speed autochanger	£6.19. 6
RC 594	£7.19. 6
Conquest	£6.12. 6
Challenger	£7.19. 6

B.S.R.
Monarch UA8 4-speed autochanger £6.19. 6
TUB 4-speed single player less pick up £2.10. 0
NOTE: Any of the above with Stereo Cartridge and Fittings, 16/- extra. Carriage and ins. on each of above 5/- extra.

TAPE DECKS

LATEST B.S.R. MONARDECK (single speed) 3 1/2 in. per sec., simple control, uses 5 1/2 in. spools ... £7. 5. 0
plus 5/6 carriage and insurance (tapes extra).
TRUVOX MARK III TAPE DECK. New and Boxed ... £10. 6. 6
plus 6/- carr. and ins. (tapes extra).

CYLDON 12 CHANNEL TURRET TUNERS

New purchase offered at still lower price. I.F. 33-38 Mc/s. Complete with PCC84 and PCF80 valves and 8 sets of Coils for 5 Band I channels and 8, 9, 10 Band III. New and unused. Value over £7. 32/6
OUR PRICE, Post paid

MIDGET I.F. TRANS & COILS

A Pair of midget 465 kc/s I.F. transformers, plus LW and MW coils. OUR PRICE 10/- per set. P. & P. 1/9.
Set of I.F. transformers for transistor superhet. 12/6. P. & P. 1/9

CONDENSER/RESISTOR PARCEL

50 mixed P.F. Condensers and 50 mixed Resistors. An assortment of useful values. All popular sizes—all new—a must for the serviceman and constructor. ONLY 10/- P. & P. 1/-.

83 HIGH STREET, MERTON, S.W.19

CHerrywood
3985, 6/7

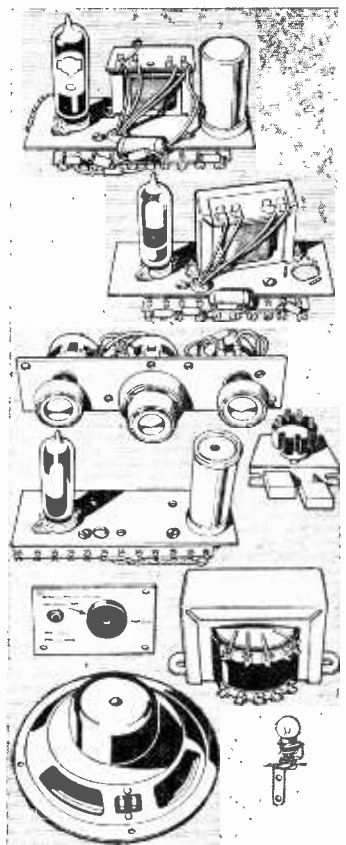
HARVERSONS SUPER STEREO KIT

The product of a renowned maker, this stereo amplifier is composed of "ready-built" units, only requiring interconnection. This system has the advantage of being adaptable to fit any cabinet. Each unit is made from first-grade components, and valves used (ECL82, EZ80 range) are genuine Mullard. The comprehensive instructions supplied make the simple interconnection of units easy even for the novice.

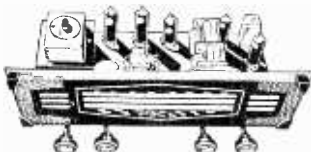
THE KIT COMPRISES...

TWO MIDGET AMPLIFIERS each of 3W output, good reproduction from both your stereo or monaural records. Both amplifiers complete with well-designed O.P. transformers providing perfect matching 3-7 Ω speakers, and have remote bass, treble and volume controls. Size 5" x 2½" x 3" high (each amplifier).

CONTROL UNIT, is a flying panel with three 2-gang pots, enabling the bass, treble and volume controls of each amplifier to be conveniently positioned. Supplied with attractive cream and gold knobs and escutcheon.



A.M. RADIOGRAM CHASSIS



A chassis of distinction, by a famous maker. Covering Long, Med. & Short Waves, plus gram position, this chassis (Size 15½ x 7 x 6½ in. high) incorporates the latest circuitry, using fully delayed A.V.C., and negative feedback. Controls:- Tone, Vol.-On/Off, W/Change (L.M.S. & Gram), Tuning. Tapped input 200-250 v. A.C. only. An attractive brown and gold illuminated dial with matching knobs, make this one of the most handsome, in addition to being one of the best performing chassis yet offered. Complete with valves (ECH81, EF89, EBC81, EL84, EZ81), knobs, output transformer, leads etc. OUR PRICE ONLY **£9.19.6** plus 4/6 post & packing.

SEPARATE POWER PACK with valve rectifier, midget size (5" x 2" x 3½" high.)

ISOLATED MAINS TRANSFORMER of robust construction may be mounted independently.

VOLTAGE SELECTION PANEL. Fitted with the "valve base" type of mains 1/5 selector and a channel output socket.

ONE SPEAKER, a quality 5-in. speaker. (Note: The 2nd speaker may be purchased from us for 14.6 extra).

CREAM DOUBLE PUSH BUTTON SWITCH of neat design gives positive on/off switching.

INDICATOR LIGHT. Provides visual indication of equipment operating and is complete with gold-finished escutcheon.

59/6 PLUS 6/6 POST & PACKING
B.S.R. UA12 STEREO CHANGER

The ideal changer to suit this amplifier for only **£9, carr. 5/-**

GUARANTEED VALVES ★ NEW and BOXED PROMPT DESPATCH ★ Post 6d. per valve extra

AGHLDD	EB131	22/-	EL81	15/8	KTW61	6/-	PEN46	8/8	UCB41	8/8	W21	11/9	5H46Y	9/-	6F83	13/-	6U5-6G5	12/6E8	8/8	30L1	18/6						
	9/3	EC31	7/-	EL84	8/6	KTW63	7/-	PEN38/22/4	1/8	UBF89	8/9	W76	7/-	31 4G	6/3	6F15	13/-	18/1	12/8	8/8	30P14	13/-					
ACP	7/-	EC81	7/6	EM84	8/9	KTZ41	8/8	PEN220A	10/-	UC84	10/-	W77	8/-	5V4	10/9	6F17	11/9	6U5-6G5	8/-	12B1	32/6	20P12	11/9				
ACP4	7/-	EC82	7/6	EM80	9/3	MB41	8/8		3/9	UC85	10/8	W729	9/9	5Y3G	7/6	6E33	16/6	6U5-6G5	8/-	12B6	3/3	30P16	9/9				
ACPEN	EC85	8/6	EM81	9/8	ML4	8/8	ML4	PEN45D1	10/8	UCF50	15/8	N22	18/9	5Y3GT	7/6	6H6	2/3	6V6G	5/6	13/5GT	2/9	30P11	11/9				
DD	25/9	EC84	9/3	EM81	9/3	MB48	16/-		25/-	UCF42	9/9	A41C	16/9	3Z45	8/8	6H6GT	6/8	6H6GT	7/8	12/7GT	10/-	35/16GT	9/3				
ACPEN 6/-	EC85	9/3	EM86	9/3	MB48	16/-		PEN44	14/8	UCF51	9/9	X10M	11/8	3Z4M	8/6	6H6GT	6/8	6H6GT	7/8	12/7GT	7/-	35/16	9/3				
ACPEN13/3	EC86	11/3	EZ40	7/-	MS47	7/-	MS47	PML2M	7/8	UCF82	15/8	Y63	8/6	6A7	10/8	6H6M	6/8	6X5G	6/8	12/8GT	13/-	35W4	7/6				
ATP4	3/3	ECF82	12/3	EZ41	7/-	MV8/PEN	9/3	UP21	4/8	UCF83	11/8	Z21	9/9	6A81	8/8	6H6	6/8	6X5GT	6/8	12/7GT	7/-	35Z4	7/6				
AZ1	9/3	ECF81	22/-	EZ81	9/3	R16	25/-	UF41	8/6	Z399	7/-	6A07	6/8	6A7	6/8	6J7G	6/-	6X30L2	11/9	12/8GT	7/-	42	7/6				
AZ3	11/2	ECF42	22/-	EZ80	6/8	MX40	18/-	3P41	2/9	UF89	7/6	6A05	5/8	6G3	6/8	6J7G	6/8	786	9/9	12/8GT	5/8	35Z3	15/6				
B36	14/-	EC181	8/6	EZ90	7/-	N37	18/8	3P41	2/9	UF89	8/6	6A05	5/8	6G3	6/8	6J7G	6/8	786	9/9	12/8GT	5/8	35Z3	15/6				
CBL31	22/9	ECL80	9/3	E1148	1/9	N37	18/8	3P41	2/9	UF89	8/6	6A05	5/8	6G3	6/8	6J7G	6/8	786	9/9	12/8GT	5/8	35Z3	15/6				
CUH35	22/9	ECL82	9/9	E1148	1/9	N37	18/8	3P41	2/9	UF89	8/6	6A05	5/8	6G3	6/8	6J7G	6/8	786	9/9	12/8GT	5/8	35Z3	15/6				
CL4	11/9	EF22	8/6	EZ81	9/3	MS39	28/-	3P47	9/9	UL44	25/-	1A7GT	11/9	6A05	11/9	6B8G	7/-	7C5	7/8	12/8GT	7/6	30K16G	8/6				
CL38	15/-	EF56	8/6	EZ81	9/3	FW4	5009/3	OZ4	6/-	741	22/-	1L6	25/-	1C2	11/-	6A06	4/8	6K6GT	6/8	7C6	7/8	12/8GT	28/6				
CY31	15/9	EF37A	14/-	ET1C	25/8	8P1	3/8	TD13C	7/-	184	9/8	6A5GT	11/9	6A05	4/8	6K6GT	6/8	7C6	7/8	12/8GT	28/6	30L6GT	8/-				
CV73	5/9	EF28	5/3	ET32	11/-	PC84	8/6	TH233	17/8	118	1/8	6A5	25/-	1D6	11/9	6A06	9/8	6K6GT	6/8	7C6	7/8	12/8GT	10/9				
CV8A	6/8	EF40	13/8	ET30	4/8	PCF80	9/8	TP25	11/8	11/8	1/8	6A5	25/-	1D6	11/9	6A06	9/8	6K6GT	6/8	7C6	7/8	12/8GT	10/9				
DAF95	8/8	EF41	9/3	ET32	4/8	PCF82	11/8	TP25	11/8	11/8	1/8	6A5	25/-	1D6	11/9	6A06	9/8	6K6GT	6/8	7C6	7/8	12/8GT	10/9				
DF96	8/8	EF42	10/3	EL23D	8/6	PCF82	11/8	11/8	11/8	11/8	1/8	6A5	25/-	1D6	11/9	6A06	9/8	6K6GT	6/8	7C6	7/8	12/8GT	10/9				
DE63	11/8	EF50	3/9	ET32	4/8	PCF83	13/8	11/8	11/8	11/8	1/8	6A5	25/-	1D6	11/9	6A06	9/8	6K6GT	6/8	7C6	7/8	12/8GT	10/9				
DH101	11/8	EF508YL	11/41	3/3	PL38	10/8	11/6	11/9	11/9	11/9	1/8	6A5	25/-	1D6	11/9	6A06	9/8	6K6GT	6/8	7C6	7/8	12/8GT	10/9				
LS95	8/8	EF56	5/8	FN309	22/-	PL36	14/8	11/6	11/9	11/9	1/8	6A5	25/-	1D6	11/9	6A06	9/8	6K6GT	6/8	7C6	7/8	12/8GT	10/9				
DL95	8/8	EF54	5/8	K408	9/8	PL81	11/9	22	7/6	VP23	6/8	184	9/8	6J7G	8/8	6H6	6/8	6H6	6/8	14/8	10/2	16/9	20/1	25/-	210VPT	3/3	
DL143	8/3	EF55	9/3	KF35	8/-	PL82	8/-	225	13/-	VP41	8/-	185	6/8	6J7G	11/8	6H6	6/8	6H6	6/8	14/8	10/2	16/9	20/1	25/-	210VPT	3/3	
DM70	7/-	FN90	7/-	KK32	20/8	PL83	11/-	226	11/9	VP23	14/-	174	5/8	6H6	11/8	6H6	6/8	6H6	6/8	14/8	10/2	16/9	20/1	25/-	210VPT	3/3	
DN41	18/8	EF85	7/-	KL12	8/-	PN25	11/9	15	25/-	VP22PM	22/6	1/8	6H6	6/8	6H6	6/8	6H6	6/8	14/8	10/2	16/9	20/1	25/-	210VPT	3/3		
EA30	1/3	EF89	11/8	KT2	4/8	PN20	7/-	145	14/-	2A1	2/9	20	25/6	8/4	3/9	6G7G	3/8	6G7GT	7/8	10P13	18/8	25A8G	9/9	20/1	25/-	210VPT	3/3
EAB/29	8/8	EF89	8/6	KT4	4/8	PN21	8/-	150	10/8	VR105	3/8	2X2	4/-	6G5GT	8/8	6G7G	3/8	6G7GT	7/8	10P13	18/8	25A8G	9/9	20/1	25/-	210VPT	3/3
EAF42	9/8	EF91	5/6	KT2	4/8	PN22	6/8	176	7/8	3A4	7/8	3A4	4/8	6G8G	4/8	6G8G	4/8	6G8G	4/8	10P14	18/-	2516GT	9/8	20/1	25/-	210VPT	3/3
EB24	1/9	EF91(BVA)	KT33C	8/-	PN83	8/-	191	10/6	VR116	3/8	3A4GT	4/8	6G8G	4/8	6G8G	4/8	6G8G	4/8	10P14	18/-	2516GT	9/8	20/1	25/-	210VPT	3/3	
EB41	8/8	EL2	8/8	KT36	28/-	PZ30	18/8	339	11/8	VR150	3/8	3B6	4/8	6G16G	28/-	6G16G	28/-	6G16G	28/-	10P15	22/6	2516GT	9/8	20/1	25/-	210VPT	3/3
EB43	8/8	EL31	13/-	KT35	10/8	PEN41D	6	404	15/8	7/8	3A4	4/8	6G16G	28/-	6G16G	28/-	6G16G	28/-	10P15	22/6	2516GT	9/8	20/1	25/-	210VPT	3/3	
EB44	8/8	EL31	13/-	KT35	10/8	PEN41D	6	404	15/8	7/8	3A4	4/8	6G16G	28/-	6G16G	28/-	6G16G	28/-	10P15	22/6	2516GT	9/8	20/1	25/-	210VPT	3/3	
EBF50	9/8	EL28	24/6	KT63	7/-	PEN4VA	1/801	28/-	1/801	28/-	3A4	4/8	6G16G	28/-	6G16G	28/-	6G16G	28/-	10P15	22/6	2516GT	9/8	20/1	25/-	210VPT	3/3	
EBF59	9/8	EL41	9/6	KT66	16/-	14/-	1/801	28/-	1/801	28/-	3A4	4/8	6G16G	28/-	6G16G	28/-	6G16G	28/-	10P15	22/6	2516GT	9/8	20/1	25/-	210VPT	3/3	
EBL21	22/-	EL42	8/6	KT88	21/-	PEN25	5/8	LAF42	8/9	VC111	2/3	4D1	2/9	6P1	13/-	6A4GT	11/3	12BA6	8/8	30FL1	9/9	8008	5/-				

Brand new, individually checked and guaranteed VALVES

AC/DD 2/6	DL71 8/-	EL41 8/3	8/3	PCC84 7/-	U27 8/-	4D1 2/6	6R7G 6/-	21B6 9/-	1619 5/-
AC/P 4/6	DL72 7/6	EL42 9/-		PCC85 8/-	U52 5/-	5U4G 3/-	6R7GT 8/-	30 5/-	1625 6/-
AC/PI 2/6	DL92 6/-	EL84 7/6		PCF80 7/-	UL41 7/-	5Y3GT 6/-	6S47 6/-	35T 30/-	1626 4/6
ACSPENDD	DL94 6/-	EL85 10/-		PCL82 8/6	UL84 7/6	5Z3 8/6	6S7G 5/6	35Z4 5/-	1629 4/6
	DL91 7/6	EL91 7/6		PENJ25 4/6	UL85 7/6	5Z4G 8/-	6S7GT 6/-	35Z4GT 7/-	412J 4/6
AC6/PEN 5/-	DX25 9/-	ESU20B 8/-		PEN46 5/6	UL9 5/6	6A6 5/-	6S7G 5/-	39.44 6/-	7193 1/19
AC/SP3 4/6	E1232 5/6	EY51 8/-		PEN46 5/6	V226 5/6	6AB7 4/-	6SH 5/-	53A 3/-	6475 5/-
AL60 6/-	E1323 25/-	EY86 8/-		PEN65 6/6	V248A 8/-	6AC7 3/-	6SH7 4/6	58 6/-	8010AR 22/6
AP4 4/-	E1524 6/6	EY91 3/6		PEN220A 3/-	V2D33B 4/-	6AG5 3/6	6S17G 5/9	59 6/-	8013A 10/-
AR8 5/-	EA50 1/6	EZ40 7/-		PENDD/	VMP4G 6/-	6AG7 6/-	6SK7 5/3	71A 4/6	8020 6/-
ARD05 2/-	EAC91 4/6	EZ80 6/6		1360 9/6	VP23 3/6	6A17 4/3	6SL7GT 6/6	75 5/-	9001 4/6
AR3 3/-	EB34 1/6	FW4/500 6/6		PL81 7/6	VR78 4/-	6AK5 6/9	6SN7GT 4/6	77 6/-	9003 5/6
AR4 3/6	EB91 3/9	GZ32 9/-		PL82 8/-	VR99 8/-	6AK6 7/6	6SQ7 6/-	78 7/-	9004 4/-
ARP12 2/9	EB33 5/-	H30 5/-		PL83 7/9	VR105/30 7/6	6AK7 8/-	6SR7 6/6	80 6/3	9006 4/-
ARP24 3/6	EB33 5/-	H30 5/-		PM24A 4/-	VR150/30 7/3	6AM6 6/3	6S57 6/6	82 8/-	
ARP21 5/6	EC52 3/-	HL2K 3/6		PM4DX 3/6	VS110 4/-	6AT6 5/-	6S5F 8/-	83V 12/-	
ARP34 4/6	ECC32 4/-	HL23 6/-		PT25H 7/6	VT25 8/-	6B8 5/6	6VG6 5/6	84 8/-	
ARTH2 7/1	ECC81 5/6	KBC32 5/-		PX4 19/-	VU39 6/-	6B8G 6/-	6VG6GT 6/-	85A1 12/-	
ATP4 2/9	ECC82 6/6	KF35 5/-		PY81 7/-	VU111 3/3	6C4 3/6	6X4 5/-	89 6/-	
ATP7 5/6	ECC83 7/1	KT2 4/-		PY82 8/-	VU120 3/-	6C5 6/3	6X5GT 6/6	210LF 3/-	
AU1 5/-	ECC84 7/9	KT31 8/-		QP21 6/-	VU133A 3/-	6C6G 4/3	6Y6G 80/-	210VPT 7 pin	
AU4 5/-	ECC85 7/9	KT32 8/-		QQ25 5/3	W21 4 pin	6C8G 5/-	6Z4 8/-	217C 2/6	
AW3 4/-	ECC91 4/-	KT33C 6/3		QVQ06-40 45/-	W31 7/1	6E5 5/-	7Q7 7/1	217G 1/6	
AZ 8/-	ECL80 8/-	KT44 6/3		QS75/20 6/9	Y63 5/-	6F6 7/1	7Z4 1/6	446A 14/-	
BL63 6/-	EF22 7/3	KT63 6/3		QS95 10 6/9	Y66 8/-	6F6G 6/-	8D2 2/6	705A 17/6	
BT45 40/-	EF32 5/-	KT66 11/-		QS108/45 6/9	Z31 6/-	6F8G 6/6	9D2 3/-	715B 9/76	
BT9B 40/-	EF36 3/6	KT241 9/-		QS150/15 6/9	IA3 3/-	6F12 4/6	10Y 8/6	717A 8/6	
CY31 11/6	EF37A 8/-	KTW62 7/6		R3 8/-	IASGT 5/-	6G6G 3/-	12A6 5/-	723A/B 45/-	
D41 3/3	EF39 4/3	KTW63 6/6		R10 12/6	ICSGT 7/6	6H6GT 1/9	12AH7 7/1	801 6/-	
D42 4/-	EF50 2/6	L30 4/-		REL21 25/-	IE7GT 7/6	6H7 2/3	12AT7 5/6	803 22/6	
D77 4/3	EF52 5/-	LP2 3/6		RL37 3/6	IE7GT 7/6	6HA7 4/3	12AU7 6/3	805 30/-	
DA30 12/6	EF54 3/3	MH4 3/6		RL5 3/6	ILD5 3/6	6J5 3/6	12AX7 7/1	807AMER 7/-	
DAF86 8/-	EF55 6/-	MHL4 3/9		RS2 4/-	IR5 6/-	6J5G 3/-	12CB 3/-	807BR 7/-	
DAF91 6/-	EF70 4/-	ML4 4/-		SP4 2/6	IS5 5/9	6J6 4/3	12E1 22/6	808 8/-	
DET5 15/-	EF80 5/6	ML6 6/-		SP13C 4/6	IT4 4/-	6J7 7/6	12H6 2/-	808 8/-	
DET19 2/6	EF85 6/10	MPT42 5/3		SP210 4/-	2A3 8/-	6K6GT 6/6	12J5GT 3/6	813 6/7/6	
DET20 2/6	EF86 9/-	MS/PEN 6/3		SP41 2/6	2A5 8/-	6K7G 2/3	12K8GT 9/-	815 40/-	
DF70 9/-	EF89 7/9	N34 3/-		SP61 2/-	2A6 7/-	6K7GT 4/9	12SA7 7/6	816 30/-	
DF72 7/6	EF91 3/6	NR15A 3/6		STV280/40 12/-	2C34 2/6	6K8G 5/9	12SC7 4/6	829A 30/-	
DF91 3/3	EF92 4/6	NT37 3/-		3A4 5/-	2D4A 4/-	6K8GT 8/3	12SG7 6/6	832 15/-	
DF96 8/-	EF95 7/6	(4033A) 10/-		3B24 3/-	2X2 4/-	6K8M 8/6	12SH7 3/-	843 7/6	
DH76 4/9	EL32 3/9	OD3 5/-		3E29 6/6	3A4 5/-	6L5G 6/-	12SJ7 6/-	861 15/-	
DK96 8/-	EL33 8/-	PS 4/-		(829B) 60/-	3B24 3/-	6L6 9/-	12SK7 4/-	866A 12/6	
DL36 10/6	EL35 8/3	PE1 2/3		TT11 3/-	3E29 6/6	6L6G 6/6	12SL7 7/-	872A 35/-	
				U17 5/-	3QSGT 9/-	6L34 4/6	12SN7 6/-	930 8/-	
				U18 6/6	3V4 7/3	6N7G 5/9	12SR7 6/-	954 2/-	
					4A1 4/6	6N7GT 6/-	15D2 6/-	956 2/-	
						6Q7G 6/-	15R 5/-	957 2/-	

Cathode Ray Tubes
 3BP1 25/-
 5BP1 35/-
 5CPI 42/6
 5FP7 45/-
 VCRX258 (with scanning coil) 45/-

Photo Tubes
 GL16 12/6

Special Valves
 807BR 7/-
 808 8/-
 813 6/7/6
 815 40/-
 816 30/-
 829A 30/-
 832 15/-
 843 7/6
 861 15/-
 866A 12/6
 872A 35/-
 ACT25 40/-
 CV691 60/-
 KR3 45/-
 VX7110 15/-
 WL47A 15/-

AND MANY OTHERS IN STOCK, INCLUDING CATHODE RAY TUBES AND SPECIAL VALVES. All U.K. Orders below 10/-, P. & P. 1/-; over 10/-, 1/6; Orders over £2, P. & P. free. C.O.D. 2/- extra. Overseas Postage extra at cost.

Marconi CR-100 Communication Receiver. 60 kc to 30 Mc/s. in very good condition. £25. Carriage 30/-.

Cossor Double Beam Oscilloscope 339A. Fully tested and working £15. Carr. 10/-.

T.C.S. Receivers. Made by Collins of U.S.A. In fully guaranteed working condition. 1.5-12 mcs. Line up: 12SA7 (1), 12SQ7 (1), 12A6 (2), 12SK7 (3). Power requirements 12 v. L.T., 225 v. H.T. £11.10.0. Carriage 12/6.

Specially Built Power Pack for the above. 230 v. A.C. mains, including 6X5GT valve, £3.10.0. Carriage 5/-.

Transmitter/Receiver No. 22. 2 mc. to 8 mc. Built almost exactly as No. 19 set but much more economical in battery consumption. Complete in fully working condition with power pack for 12 v., Headgear and Microphone assembly and Key. £9.19.6. Carriage 15/-.

Brand new original spare parts for AR88 Receivers. Please write your requirements.

Lw Resistance Headphones, brand new. Balanced Armature DLR, 7/6. P. & P. 1/-.

Telephone Handset. Standard G.P.O. type, new, £1/-, P. & P. 1/6.

S.C.R. 522 Receivers (BC624) 100-156 Mc/s. including all valves, 25/-, P. & P. 5/-.


H.T. Chokes made by Bendix Radio (U.S.A.), 3 Henrys 0.600A D.C. 25 ohms D.C. resistance 18,000 v. R.M.S. 60 cycle test, £1.12.6. P. & P. 6/-. Ditto 10 Henrys 250 A D.C. 90 ohms resistance 1,500 v. R.M.S. 60 cycle test, 16/6. P. & P. 3/6.

Throat Microphones T 30 (U.S.A.) 3/6. P. & P. 1/6.

Carbon Inset Microphone, G.P.O. Type 2/6. P. & P. 1/-.

NEW PRODUCT OF TAYLOR

Model 127A
 Pocket size meter. Sensitivity 2 0, 0 0 0 o.p.v. D.C. 1,000 o.p.v., A.C. 2 0 ranges. D.C. current 50µA to 1 amp. D.C. volts 0.3 v. — 1,000 v. (25 kv by probe). A.C. volts 1.0 v. — 1,000 v. 3 resistance ranges from 0-20 megohms (self contained). Meter 40x1A 3 1/2 in. arc. Accuracy D.C. 3% A.C. 4%, ohms 5%. Dimensions 5 1/2 in. x 3 1/2 in. x 1 1/2 in. weight 14 ozs. Price £10 complete with instruction manual, test pliers and clips. Leather case £11.12.0 extra.



Variometers for W/S No. 19. Fully tested and working 12/6. P. & P. 2/6.

Filament Transformers. Primary 0-190-210-230-250 v. 50 C. Sec. 1 2.5 v. C.T. at 10 amps. 2.25 v. C.T. at 10 amps.; 3 10.5 v. C.T. at 11 amps., 4,000 v. insulation. Price £2.19.0. P. & P. 5/-.

P. C. RADIO LTD.
 170 GOLDHAWK RD., W.12
 Shepherds Bush 4946

Primary 0-190-210-230-250 v., 50 C. Sec. 1 10 v. C.T. at 4.5 amps.; 2 10 v. C.T. at 4.5 amps., 4,000 v. insulation £11.16.0. P. & P. 5/-.

Primary 230 v. 50/60 c. 67 v. amp. Sec. 1 6.3 v. 1-6 amps.; 2 6.3 v. C.T. 3 amps.; 3 6.3 v. C.T. 3 amps.; 4 6.3 v. C.T. 3 amps. £11.20.0. P. & P. 5/-.

Ferranti Transformer. Oil cooled. 20/19.5 K.V.A., 3 phase, 50 cycles. Primary 360/380/400/420/440 v. Secondary 2,700/2,900/3,100/3,300/3,500 v., 2.1 amp. Voltage regulation by simple switches on primary and secondary. Weight 1.150 lbs. Price £125.0.0. Carriage at cost.

Driver Transformers. Primary 500 ohms imp. Sec. to match two 805 in push-pull. £17.6. P. & P. 5/-.

Insulation Test Meter. Testing voltage adjustable up to 6,000 v. D.C. Mains supply 180/250 v. in wooden case £25. Carriage 10/-.

Vibrator Unit. 12 v./160 v. 35 mA. Exceedingly well filtered and smoothed, excellent for car radios. New, including 6X5G valve and vibrator. 17/6. P. & P. 5/-.

Moving Coil Round Hand Microphone No. 13. 2 1/2 in. dia. with press switch, 12/6. P. & P. 1/-.

Complete Set of Strong Aerial Rods (American). Screw-in type MP49, 50.51, 52, 53, total length 15ft. 10in., top diameter 0.615in., bottom diameter 0.185in., together with matched aerial base. MP37 with ceramic insulator ideal for car or roof insulator, £2.10.0, post free.

Output Transformer n screening can give 9 different ratios 10 : 1 up to 120 : 1 for battery receivers or any high resistance pentodes used as output valves, 6/6. P. & P. 1/6.

The decision is YOURS. To be a success in your chosen career; to qualify for the highest paid job . . . to control a profitable business of your own. ICS home-study courses put your plans on a practical basis; teach you theory and practice; give you the knowledge and experience to take you, at your own pace, to the top.

Choose the RIGHT course :

RADIO & TELEVISION ENGINEERING
INDUSTRIAL TELEVISION

RADIO & TELEVISION SERVICING
RADIO SERVICE AND SALES

VHF/FM ENGINEERING : ELECTRONIC
COMPUTERS & PROGRAMMING

ICS provides thorough coaching for professional examinations:


Brit. I.R.E., City and Guilds Telecommunication Technicians, C. & G. Radio & TV Servicing (R.T.E.B.); C. & G. Radio Amateurs.

LEARN AS YOU BUILD

Practical Radio Courses

Gain a sound up-to-professional-standards knowledge of Radio and Television as you build YOUR OWN 4-valve T.R.F. and 5-valve superhet radio receiver, Signal Generator and High-quality Multi-meter. At the end of the course you have three pieces of permanent and practical equipment and a fund of personal knowledge and skill. ICS Practical Radio courses open a new world to the keen Radio amateur.

Technical Training in Radio, Television and Electronics Engineering with



THERE ARE ICS COURSES TO MEET YOUR NEEDS AT EVERY STAGE OF YOUR CAREER. FILL IN AND POST THIS COUPON TODAY.

You will receive the FREE 60 page ICS Prospectus listing examinations and ICS technical courses in radio, television and electronics PLUS details of over 150 specialised subjects.

Other ICS courses include: MECHANICAL, MOTOR, FIRE, ELECTRICAL & CHEMICAL ENGINEERING. FARMING, GARDENING. ARCHITECTURE & WOODWORKING. SELLING & MANAGEMENT. ART. PHOTOGRAPHY, etc., etc.

PLEASE STATE ON COUPON SUBJECT YOU ARE INTERESTED IN . . .

INTERNATIONAL CORRESPONDENCE SCHOOLS
 (DEPT. 172), INTERTEXT HOUSE, PARKGATE RD., LONDON, SW11

PLEASE SEND FREE BOOK ON.....

NAME

ADDRESS

.....

OCCUPATION..... AGE.....

2.61


R.S.C. HI-FI TAPE RECORDER KIT

REALISM AT INCREDIBLY LOW COST CAN BE ASSEMBLED IN HALF AN HOUR
 The Recorder incorporates the Latest Coltaro Studio Tape Transcriber. The Linear L745X High Quality Tape Amplifier listed \$12.10. High Flux P.M. Speaker listed 30/-, empty Tape Spool, a Reel of Best Quality Tape listed 2/6, and a Handsome Portable carrying Cabinet with latest attractive two-tone polychrome finish, size 18 x 13 x 9 in. high, listed 24.10.0 and circuit. Total cost if purchased individually approximately £40. Performance equal to units in the £60-£90 class. S.A.E. for leaflet.

HIGH FIDELITY 12-14 WATT AMPLIFIER TYPE A11

PUSH-PULL ULTRA LINEAR OUTPUT "BUILT-IN" TONE CONTROL PRE-AMP STAGES

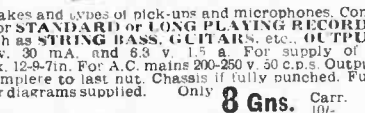
Two input sockets with associated controls allow mixing of "mike" and gram, as in A10. High sensitivity includes 6 valves: ECC83, ECC83 EL84, EL84, 5Y3. High quality sectionally wound output transformer specially designed for Ultra Linear operation, and reliable small condensers of current manufacture. **INDIVIDUAL CONTROLS FOR BASS AND TREBLE "Lift" and "Cut"**. Frequency response = 3 D.B. 30-30,000 c/s. Six negative feedback loops. Hum level 60 D.B. down ONLY 25 millivolts INPUT required for FULL OUTPUT. Suitable for use with all makes and types of pick-ups and microphones. Comparable with the very best designs. For **STANDARD or LONG PLAYING RECORDS** For **MUSICAL INSTRUMENTS** such as **STRING BASS, GUITARS, etc.** **OUTPUT SOCKET** with plug provides 300 v. 30 mA. and 6.3 v. 1.5 a. For supply of a **RADIO FEEDER UNIT**. Size approx. 12-9-7in. For A.C. mains 200-250 v. 50 c.p.s. Output for 3 and 15 ohms speakers. Kit is complete to last nut. Chassis if fully punched. Full instructions and point-to-point wiring diagrams supplied. Only **8 Gns.** Carr. 10/- (Or factory built 45/- extra).



If required louvered metal cover with 3 carrying handles can be supplied for 18/6. **TERMS ON ASSEMBLED UNITS. DEPOSIT 24/6, and 9 monthly payments of 24/6.** Send S.A.E. for information leaflet detailing Ready-to-assemble Cabinets, Speakers, Microphones, etc., with cash and credit terms.

R.S.C. STEREO/TEN HIGH QUALITY AMPLIFIER

A complete set of parts for the construction of a stereophonic amplifier giving 5 watts high quality output on each channel (total 10 watts). Sensitivity is 50 millivolts, suitable for all crystal stereo heads. Ganged Bass and Treble Controls give equal variation of "left" and "right". Provision is made for use as straight (monaural) 10 watt amplifier. Valve line-up ECC83, ECC83, EL84, EL84, EZ81. Outputs for 2-3 ohm speakers. Point-to-point wiring diagrams and instructions supplied. Send S.A.E. for leaflet. Full constructional details and price list 2/6. **DEAF AID EARPIECES**, High Impedance complete with lead. 15/6. **MICROPHONE INSERTS**. Crystal type. 6/9.



TELEVISION RECTIFIERS 250 v. 200 mA. small size. Only 6/9 each. **RE-VENTILANT SPEAKERS**. Tannoy 3 watt. 7.5 ohms. Only 22/6 each. **Parneko Horn Type**. 10 watt. 15 and 200 ohm matching. 59/6. R.C.A. 20 watt. 15 ohms or 200 ohms. 8/6.

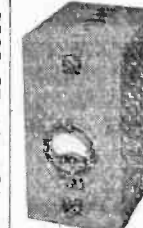
COLTARO RC 457 4 SPEED MINOR AUTO-CHANGERS. Turnover. Studio Pick-up head, for 200-250 v. A.C. £7.19. Carr. 4/6. **THE SKYFOUR T.R.F. RECEIVER**. A design of a 3-valve Long and Medium wave 200-250 v. A.C. Mains receiver with selenium rectifier. High gain H.F. stage and low distortion detector. Power pentode output. Valve line-up 6KT7, SP61, 6V6G. Selectivity and quality excellent. Simple to construct. Point-to-point wiring diagrams. Instructions and parts list. 1/9. maximum building costs £4.19.6. inc. attractive Walnut veneered wood cabinet 12 x 6 x 5 1/2 in.

D.C. SUPPLY KIT. 12 v. 1 a. consisting of a partially drilled metal case, mains transformer, P.W. Bridge Rectifier, 2 fuseholders and fuses. Change Direction switch, variable Speed regulator and circuit. For 200-250 v. A.C. mains. Suitable for Electric Trains. Limited number available at 33/9.

R.S.C. BATTERY CHARGING EQUIPMENT

ASSEMBLED CHARGERS

- 6 v. 1 amp. 19/9
 - 6 v. or 12 v. 1 amp. 29/9
 - 6 v. 2 amps. 34/9
 - 6 v. or 12 v. 2 amps. 38/9
 - 6 v. or 12 v. 3 amps. with ammeter 59/9
- Above ready for use. With mains and output leads. Carr. 3/6.



Assembled 6 v. or 12 v. 4 amps.

Fitted Ammeter and variable charge rate selector. Also selector plug for 6 v. or 12 v. charging. Louvered steel case with splayed blue hammer finished. Fused. Ready for use with Car 5-mains and output leads. Terms Deposit 13/9 and 6 monthly payments 13/3.

All for A.C. Mains 200-250 v., 50 c/s. Guaranteed 12 months.

BATTERY CHARGER KITS

- Consisting of Mains Transformer, F.W. Bridge, Metal Rectifier, well ventilated steel case, Fuses, Fuseholders, Gronimets, panels and circuit. Carr. 3/6 extra.
- 6 v. or 12 v. 1 amp. 24/9
 - As above with Ammeter. 32/6
 - 6 v. 2 amps. 25/9
 - 6 v. or 12 v. 2 amps. 31/9
 - 6 v. or 12 v. 2 amps. inclusive of Ammeter 42/9
 - 6 v. or 12 v. 4 amp. 53/9
 - 6 v. or 12 v. 4 amps. with Ammeter and variable charge rate selector. 59/9.
- CHARGER AMMETERS.** 0-1.5 a. 0-3 a. 0-4 a. 0-7 a. 0-25 a., 0-60 a. 8/9.

HEAVY DUTY CHARGER KIT

6/12 v. 6 amps variable output. Consisting of Mains Transformer 0-200-230-250 v., F.W. (Bridge) Selenium Rectifier, Ammeter, Multi-Position Switch with Knob, Panels, Plugs, Fuses, Fuseholder and circuit. 59/9. Carr. 4/6.

R.S.C. MAINS TRANSFORMERS

- Interleaved and Impregnated. Primaries 200-230-250 v. 50 c/s. Screened **TOP SHROUDED DROPT THROUGH**
- 250-0-250 v. 70 mA. 6.3 v. 2 a. 5 v. 2 a. 17/11
 - 350-0-350 v. 80 mA. 6.3 v. 2 a. 5 v. 2 a. 18/9
 - 250-0-250 v. 100 mA. 6.3 v. 1 a. 5 v. 1 a. 19/6
 - 250-0-250 v. 100 mA. 6.3 v. 1.5 a. C.T. 19/9
 - 250-0-250 v. 100 mA. 6.3 v. 1 a. 5 v. 3 a. 25/9
 - 300-0-300 v. 100 mA. 6.3 v. 1 a. 5 v. 3 a. 25/9
 - 350-0-350 v. 100 mA. 6.3 v. 1 a. 5 v. 3 a. 25/9
 - 350-0-350 v. 100 mA. 6.3 v. 1 a. 5 v. 3 a. C.T. 0-4-5 v. 3 a. 25/9
 - 350-0-350 v. 150 mA. 6.3 v. 1 a. 5 v. 3 a. 29/9
- FULLY SHROUDED UPRIGHT**
- 250-250 v. 60 mA. 6.3 v. 2 a. 5 v. 2 a. 17/11
 - Midget type 21-3-31in. 17/11
 - 250-0-250 v. 100 mA. 6.3 v. 1 a. 5 v. 3 a. 24/9
 - 300-0-300 v. 130 mA. 6.3 v. 1 a. 5 v. 3 a. 26/9
 - 350-0-350 v. 100 mA. 6.3 v. 1 a. 5 v. 3 a. 26/9
 - 300-0-300 v. 130 mA. 6.3 v. 1 a. 5 v. 3 a. 26/9
 - For Mullard 5U7 Amplifier 35/9
 - 250-0-250 v. 150 mA. 6.3 v. 1 a. 5 v. 3 a. 35/9
 - 425-0-425 v. 200 mA. 6.3 v. 1 a. C.T. 6.3 v. 4 a. C.T. 5 v. 3 a. 49/9

FULLY GUARANTEED We can quote for special types singly or in any quantity.

FILAMENT TRANSFORMERS

All with 200-250 v. 50 c/s. primaries 6.3 v. 1.5 a. 5/9; 6.3 v. 2 a. 7/6; 0-4-6.3 v. 2 a. 5/9; 12 v. 1 a. 7/11; 6.3 v. 3 a. 8/11; 6.3 v. 5 a. 17/6; 12 v. 1.5 a. twice 17/6.

OUTPUT TRANSFORMERS

- Midget Battery Pentode 68:1 for 354 etc. 3/9
- Small Pentode 5000Ω to 3Ω 3/9
 - Small Pentode 78,000Ω to 3Ω 3/9
 - Standard Pentode 5,000Ω to 3Ω 5/6
 - Standard Pentode 78,000Ω to 3Ω 5/6
 - 10,000Ω to 3Ω 5/6
 - Push-Pull 10-12 watts 6V6 to 3Ω or 15Ω 18/9
 - Push-Pull 10-12 watts to match 6V6 to 3-5-9 or 15Ω 19/9
 - Push-Pull EL84 to 3Ω or 15Ω 19/9
 - Push-Pull 15-18 watts 6L6, KT96 22/9
 - Push-Pull for Mullard 5U7 Ultra Linear 29/9
 - Push-Pull 20 watts sectionally wound 6L6, KT96 etc. to 3 to 15Ω 47/9

LIMINATOR TRANSFORMERS

- Primaries 200-250 v. 50 c/s. 120 v. 40 mA. 5-0-5 v. 1 a. 15/9
- 90 v. 15 mA. 4-0-4 v. 500 mA. 9/9

SMOOTHING CHOKES

- 150 mA. 7-10 H 250 ohms. 11/9
- 100 mA. 10 H 200 ohms. 8/9
- 30 mA. 10 H 350 ohms. 5/9
- 60 mA. 10 H 400 ohms. 4/11

CHARGER TRANSFORMERS

- All with 200-230-250 v. 50 c/s Primaries; 0-9-15 v. 1 a. 11/-; 0-9-15 v. 2 a. 14/9; 0-9-15 v. 3 a. 16/9; 0-9-15 v. 5 a. 19/6; 0-9-15 v. 6 a. 23/9; 0-9-15 v. 8 a. 28/9.

AUTO (Step up/Step down) TRANS.

- 0-110/120-230/250 v. 50-80 watts 13/9;
- 0-110/120-300/230/250 v. 150 watts 27/9.

MICROPHONE TRANSFORMERS

- 120:1 high grade, clamped. 6/9; 120:1 Potted. Mu-metal screened. 9/9.

R.S.C. A12 STEREOGRAPHIC AMPLIFIER KIT

A complete set of parts to construct a Stereo amplifier with an undistorted output total 6 watts. For A.C. mains input of 200-250 v. Outputs for matched 2-3 ohm speakers. Sensitivity 130 m.v. Gained Vol. and Tone Controls. Preset balance control. Full instructions and point-to-point wiring diagrams supplied. Only good quality Carr. and pkg. 5/- components and latest high grade valves used. Exceptionally realistic reproduction can be obtained at ample volume for the home, as can be demonstrated in typical surroundings at our County Arcade premises. A really sensational offer.

STEREO EQUIPMENT OFFER.
Comprising A12 Kit, 2 matched 8in. L/ Speakers, and Acos T/YO Stereo head with sapphire stylus suitable most pick-ups. Carr. 7/7

£6.19.6

PICK-UP ARMS complete with Hi-Fi turnover crystal head. Acos CP54. Limited number brand new, perfect, at approx. half price. Only 35/9.

ACOS CRYSTAL MICROPHONES.
Mic40 stand or desk. Listed 45/- Only 27/9.
39-1 Stick type. Listed 5 gns. Only 39/6.

R.S.C. 30 WATT ULTRA LINEAR HIGH FIDELITY AMPLIFIER A10

A highly sensitive Push-Pull high output unit with self-contained Pre-amp. Tone Control Stages. Certified performance figures compare equally with most expensive amplifiers available. Hum level 70 db. down. Frequency response—3 db. 30-30,000 c/s. A specially designed sectionally wound ultra linear output transformer is used with 807 output valves. All components are chosen for reliability. Stylus frequency response—EF96, EF98, ECC83, 807, 807, GZ33. Separate Bass and Treble Controls are provided. Minimum input required for full output is only 12 millivolts so that ANY KIND OF MICROPHONE OR PICK-UP IS SUITABLE. The unit is designed for CLUBS, SCHOOLS, THEATRES, DANCE HALLS or OUTDOOR FUNCTIONS, etc. For use with Electronic ORGAN, GUITAR, STRING BASS, etc. For standard or long-playing records. OUTPUT SOCKET PROVIDES L.T. and H.T. for a RADIO FEEDER UNIT. An extra input with associated vol. control is provided so that two separate inputs such as Gram, and 'Mike' can be mixed. Amplifier operates on 200-250 v. 50 c/s. A.C. Mains and has output for 3 and 15 ohm speakers. Complete kit of parts with fully punched chassis and point-to-point wiring diagrams and instructions. It required cover can be supplied for 18/9.

|| Gns.

Carr. 10/-
The amplifier can be supplied, factory built with 12 months' guarantee, for £13.19.6.
TERMS: DEPOSIT 31/9 and 9 monthly payments of 31/9.

FULL RANGE OF LINEAR AMPLIFIERS ALWAYS IN STOCK.

R.S.C. BATTERY TO MAINS CONVERSION UNITS

Type BM1. An all-dry battery eliminator. Size 5 1/2 x 4 1/2 x 2 1/2 in. approx. Completely replaces battery supplying 1.4 v. and 90 v. where A.C. mains 200-250 v. 50 c/s is available. Suitable for all battery portable receivers requiring 1.4 v. and 90 v. This includes latest low consumption types.



Complete kit with diagrams. 39/9, or ready to use, 46/9.

R.S.C. 3.4 WATTS AT HIGH-GAIN AMPLIFIER

For 200/250 v. 50 c/s. Mains input. Appearance and Specification, with exception of output wattage, as A3 amplifier. Complete Kit with diagrams. £23.15.0. Carr. 3/6.

R.S.C. BRADFORD, MANCHESTER and LEEDS Ltd.

4 Gns.

LINEAR L45 MINIATURE 4/5 WATT QUALITY AMPLIFIER. Suitable for use with any record playing unit, and most microphones. Negative feedback 12 db. Separate Bass and Treble Controls. For A.C. mains input of 200-250 v. 50 c/s. Output for 2-3 ohm speaker. Three miniature Mullard valves used. Size of unit only 7-5-3/16 in. high. Guaranteed for 12 months. Only £5.19.6. Send S.A.E. for illustrated leaflet. Terms: Deposit 22/6 and 5 monthly payments of 22/6.



Mains input of 200-230-250 v. 50 c/s. Output for 2-3 ohm speaker. Kit is complete in every detail and includes fully punched chassis (with baseplate) with Blue hammer finish and point-to-point wiring diagrams and instructions. Exceptional value at only £4.25.0, or assembled ready for use 25/- extra, plus 3/6 carr.; or Deposit 22/6 and 5 monthly payments of 22/6 for assembled unit.

R.S.C. PORTABLE GUITAR AMPLIFIERS

Junior 5 watts High Quality output. Separate Bass and Treble 'Cut' and 'Boost' controls. Sensitivity 15 m.v. Twin inputs. High Flux 8in. Loudspeaker 'built-in'. Handsome, strongly made Cabinet (size approx. 14 x 14 x 7in.) finished in satin walnut, and fitted carrying handle. H.P. Terms. Deposit £1 and 9 monthly payments of £1.

£8.19.6

Carr. 7/6

Senior 10 watts High Fidelity output. Separate Bass and Treble 'Cut' and 'Boost' controls. Twin separately controlled high gain inputs so that two instruments such as Guitar and String Bass can be used at the same time. Two loudspeakers are incorporated, a high Flux 12in. for Bass notes and a 7 x 4 in. elliptical for Treble. Cabinet is well made and finished satin walnut. Size approx. 18 x 18 x 18in. H.P. Terms. Deposit 34/9 and 9 monthly payments of 34/9. Both models for 200-250 v. Carr. 10/- A.C. mains.

SPECIAL TRANSISTOR OFFER.
T51 Brimar. Brand new. Perfect. 3 for 10/9


Type BM2. Size 8 x 5 1/2 x 2 1/2 in. Supplies 120 v. 90 v. and 90 v. 40 ma. and 2 v. 0.4 a. to 1 amp. fully smoothed. Thereby completely replacing both H.T. batteries and L.T. 2 v. accumulators when connected to A.C. mains supply 200-250 v. 50 c/s.

REPLACEABLE BATTERY RECEIVER normally using 2 v. accumulator. Complete kit of parts with diagrams and instructions. 49/9, or ready for use. 58/6.

COLLARO JUNIOR 4-speed single player units and Hi-Fi crystal pick-up with turn-over head. £9.19.6.
B.S.R. CAS 4-SPEED AUTO-CHANGERS with Stereo/Monaural pick-up head. £7.19.6. Carr. 5/-
TERMS: C.W.O. or C.O.D. No C.O.D. under £1. Open 9 to 6. Wed. until 1 p.m. Trade supplied.

Mail Orders to 29-31 Moorfield Road, Leeds 12.
Callers to 5 and 7 County (Mecca) Arcade, Briggate, Leeds 1. and 8-10 Brown Street (Market Street), Manchester 2, or 56 Morley Street (next to Majestic Ballroom), Bradford.

12in. 10 WATT HIGH QUALITY LOUD-SPEAKER IN POLISHED WALNUT FINISHED CABINET



Gauss 12,000 lines. Speech coil 3 ohms or 15 ohms. Only £4.19.6 Carr. 5/-
Terms: Deposit 11/3 and 8 monthly payments of 11/3.
12in. 20 WATT HI-FI LOUD-SPEAKERS IN CABINETS. Size 18 x 18 x 18in. Finish as above. Terms: Deposit 17/9 and 9 monthly payments of 17/9. Only £7.19.6. Carr. 8/6.

R.S.C. 45 WATT A5 HIGH-GAIN AMPLIFIER

A highly sensitive 4-valve quality amplifier for the home. Only 30 millivolts input is required for full output so that it is suitable for use with the latest high fidelity pick-up heads, in addition to all other types of pick-ups and practically all 'mikes'. Separate Bass and Treble Controls are provided. These give full long-playing record reproduction. Hum level is negligible being 70db. down. 15db. of Negative feedback is used. H.T. or 300 v. 25 mA. and L.T. of 6.3 v. 1.5 a. is available for the supply of a Radio Feeder Unit, or Tape-Deck pre-amplifier. For A.C. mains input of 200-250 v. 50 c/s. Output for 2-3 ohm speaker. Chassis is not painted. Polished walnut veneer finish. Size 18 x 12 x 10in. Handsome appearance. Ensure superb reproduction for only £3.19.6.

SENIOR MODEL for 12in. speakers. £26.19.6. Suitable legs with brass ferrules. 25/- per set of four.

PLESSEY DUAL CONCENTRIC 12in. 15 ohms HIGH FIDELITY SPEAKER (12,000 lines) with built-in tweeter (completely separate elliptical speaker with choke, condensers, etc.) providing extraordinarily realistic reproduction when used with our A8 or similar amplifier. Rates 10 watts. Price only £5.19.6.

HI-FI (CRYSTAL) PICK-UP HEADS. Perdio 21/9. 5in., 17/9. 6in., 18/9. 8in., 19/9. 8 x 5in., 25/9. 10in., 20/9. 10 x 6in., 29/9. 12in., 29/11. 10in. W.B. 'Stentorian' 4 or 15 ohms type HF1012 10 watts. hi-fidelity type. Recommended for use with our A8 Amplifier. £4.10.9. 12in. Plessey 3 ohms 10 watts (12,000 lines). 59/6.

TWEETERS. Plessey 3in 19/9. 15in 25/9. Vol. and Tone with switch. Guaranteed 12 months. Only 59/6.

SUPERHIT FEEDER UNIT. Design of a high quality Radio Tuner Unit (specially suitable for use with any of our Amplifiers). Delayed A.V.C. employed. The W.Ch. Sw. incorporates Gram position. Controls are Tuning, W.Ch. and Vol. only 250 v. 15 mA. H.T. and L.T. of 6.3 v. 1 amp. required from amplifier. Size of unit approx. 9-6-7in. high. Simple alignment procedure. Point-to-Point wiring diagrams, instructions and priced parts list with illustration. 2/6. Total building cost £4.15.0. For descriptive leaflet send S.A.E.

COLLARO CONQUEST 4-SPEED AUTO-CHANGER with high fidelity Studio pick-up. Latest model. For 200-250 v. 50 c.p.s. A.C. mains. Our price £8.19.6. Carr. 5/6.

Post 1/9 extra under £2. 2/9 extra under £5. S.A.E. with all enquiries.
Mail Orders to 29-31 Moorfield Road, Leeds 12.
Callers to 5 and 7 County (Mecca) Arcade, Briggate, Leeds 1. and 8-10 Brown Street (Market Street), Manchester 2, or 56 Morley Street (next to Majestic Ballroom), Bradford.

BENTLEY ACOUSTIC CORPORATION LTD.

38 CHALCOT ROAD, CHALK FARM, LONDON, N.W.1

Telephone: PRIMROSE 9090

EXPRESS POSTAL SERVICE TELEGRAM ORDERS		ALL ORDERS FOR CASH ON DELIVERY		ALL ORDERS DESPATCHED SAME DAY AS RECEIVED		TELEPHONE AND P.M.				
TELEGRAM	ORDERS	FOR CASH	ON DELIVERY	SAME DAY	AS RECEIVED	ACCEPTED UP TO 3.30	P.M.			
OZ4	5/- 6F6G	7/- 9D2	4/- 30PL1	10/6 DF96	8/- EF39	5/6 HVR2A	6/- PLB20	18/7 UA020	16/7 XFG1	18/-
IA3	3/- 6F11	17/3 10C1	13/- 30PL13	12/6 DF97	9/- EF40	15/- KF35	8/6 PM28	12/6 UAABC80	9/- XFY12	9/6
IA5	6/- 6F12	4/6 10C2	26/6 26B6	15/3 35A5	12/3 DH63	6/6 EF41	9/- KL35	8/6 PM12	6/6 UAF42	9/6
IA7GT	12/- 6F13	11/6 10D2	12/- 35L6GT	9/6 DH76	5/- EF42	10/6 KLL32	24/7 PM12M	6/6 UB41	12/- XH(1.5)	6/6
IC5	12/6 6F14	26/6 10F1	26/6 35W4	7/6 DH77	7/- EF50(A)	7/- KT2	5/- PM24M	21/3 UBC81	8/6 XSG(1.5)	6/6
ID6	10/6 6F15	15/3 10F9	11/6 35Z3	10/6 DH101	28/6 EF50(E)	5/- KT33C	10/- PX4	10/6 UBC81	11/4 Y63	7/6
IG6	17/6 6F16	9/6 10LD3	8/6 35Z4GT	6/6 DH107	13/11 EF51	5/- KT36	29/10 PX25	59/8 UBF80	9/- Z63	7/6
IHSGT	10/6 6F17	12/6 10LD11	11/6 35Z5GT	9/- DK32	12/- EF73	13/6 KT41	12/6 PY31	16/7 UBF89	9/6 Z66	17/6
IL4	3/6 6F23	10/6	15/11 43	10/- DK40	10/- EF80	6/- KT44	12/6 PY32	11/6 UBL21	23/3 Z77	4/6
ILD5	5/- 6F32	10/6 10P13	15/- 50C5	10/- DK91	6/6 EF85	6/- KT61	12/6 PY80	7/6 UCC84	14/7	
ILN5	5/- 6F33	7/6 10P14	19/3 50CD6G	DK92	9/- EF86	10/6 KT63	7/- PY81	8/6 UCC85	9/7	
INSGT	10/6 6G6	6/6 12A5	5/- 30L6GT	DK96	8/6 EF89	9/- KT66	15/- PY82	7/- UCF80	16/7	
IRS	6/6 6HG6T	3/- 12AC6	15/3 50L6GT	DL33	9/6 EF91	4/6 KT88	24/7 PY83	8/6 UCH21	23/3	
IS4	9/- 6J5G	5/- 12AD6	17/3 53KU	19/11 DL66	17/6 EF92	4/6 KTW61	6/6 QP20	19/11 UCH42	9/6	
IS5	6/- 6J6	5/6 12AE6	13/11 72	4/6 DL68	15/- EF97	13/3 KTW62	7/6 QP21	7/- UCH31	9/6	
IT4	3/6 6J7G	6/- 12AH7	8/- 77	8/- DL82	46/5 EF98	13/3 KTW63	6/6 QP25	14/6 UCL32	11/6	
IU5	6/- 6J7GT	10/6 12AH8	12/6 78	8/- DL92	7/- EF183	18/7 KTZ41	8/- QF150/15	10/6 UCL33	19/3	
2P	26/6 6K7G	5/- 12AT6	7/6 80	9/- DL94	7/6 EF184	18/7 KTZ43	7/6	10/6 UF41	9/-	
2X2	4/6 6K7GT	6/- 12AT7	6/- 83	15/- DL96	8/- EF32	6/- L63	6/-	R12	9/- UF42	12/6
3A4	6/- 6K8GT	10/6 12AU6	21/3 85A2	15/- DM70	7/6 EF32	5/- M4(C)	7/6	R13	14/- UF80	10/6
3A5	10/6 6K8G	6/6 12AV7	6/6 150B2	15/- EBF0	20/-	12/6 MHL4	7/6	R19	19/11 UF85	9/-
3B7	12/6 6K25	19/11 12AV6	12/8 10/6	EA50	2/- EL34	15/- MHL6	12/6	RK34	7/6 UF89	17/11
3Q4	7/6 6L6G	8/- 12BA6	3/6 185BT	33/2 EABC80	9/- EL38	26/6 ML4	8/6	S130	22/6 UF99	9/-
3QSGT	9/6 6L6M	9/6 12BE6	9/- 304	10/6 EF42	9/- EL42	10/6 MU12/14	8/-	SP41	3/6 UL44	26/6
3S4	7/6 6L7GT	7/6 12BH7	21/3 305	10/6 EF34	2/6 EL81	12/6 N37	23/3	SP42	12/6 UL46	14/6
3V4	7/6 6L18	13/- 12E1	30/- 807	7/6 EB41	8/6 EL83	19/11 N78	19/11	SP61	3/6 UL94	8/6
5R4GY	17/6 6L19	23/3 12J5GT	4/6 956	3/6 EB91	4/- EL84	7/6 N108	23/3	SU25	26/6 UM4	17/3
5U4G	6/6 6LD3	8/6 12J7GT	9/6 1821	16/7 EBC3	23/3 EL85	13/11 N308	20/7	SU61	9/- UM80	15/3
5V4G	10/- 6LD20	15/11 12K5	17/11 5763	12/6 EBC33	5/- EL96	17/3 N339	15/-	T41	23/3 URIC	18/7
5Y3GT	6/6 6N7	8/- 12K7GT	5/6 7405	7/6 EBC41	8/6 EL91	5/- P61	3/6	TDD4	12/6 U06	19/11
5Z3	12/6 6P25	12/6 12K8GT	14/- 9002	5/6 EBC81	8/- EL95	10/6 PABC80		TH41	26/6 U07	16/7
5Z4G	9/- 6P28	26/6 12Q7GT	5/- AC/PEN	EBF80	9/- EM34	9/6	13/11	TH233	33/2 U09	26/6
6A7	10/6 6Q7G	6/6 12SA7	8/6 5-pin 23/3	EBF83	13/11 EM71	23/3	PCC84	8/- TH2321	20/- U09	7/6
6AB8	9/- 6Q7GT	11/- 12SC7	8/6 7-pin 15/-	EBF89	9/6 EM80	9/-	PCC85	8/- TP22	15/- UY1N	18/7
6AB8	9/- 6R7G	10/- 12SG7	7/6 AC2/PEN	EBL21	23/3 EM81	9/-	PCC88	18/6	15/- UY21	13/11
6AC7	4/- 6SA7GT	8/6 12SH7	8/6 DD 12/6	EBL31	23/3 EM84	10/6	PCC89	11/6	TY2620	33/2
6AG5	5/6 6SC7	7/6 12S17	8/6 AC6/PEN	EC52	5/6 EN31	37/-	PCF80	8/-	TY86F	13/3
6AK5	8/- 6SG7GT	8/- 12S17	6/- AC/TP	EC54	5/6 EY51	9/-	PCF82	10/6	U12/14	8/6
6AL5	4/- 6SHGT	8/- 12SQ7	11/6 ATP	15/7	12/6 EY83	16/7	PCF86	15/-	U16	10/6
6AM6	4/6 6S17GT	8/- 12SR7	6/6 AZ1	33/2	13/3 EY84	14/-	PCL82	10/6	U18/20	8/6
6AQ5	7/6 6S3GT	6/- 12TA	10/6 AZ31	10/-	ECC32	5/6 EY86	9/-	PCL83	10/6	U22
6AT6	7/6 6SL7GT	6/6 1457	27/10 AZ41	13/11	ECC33	8/6 EY86	9/-	PCL84	12/6	U24
6AU6	10/- 6SN7GT	5/6 18	23/3 B36	15/-	ECC34	24/7 EZ40	7/-	PCL85	16/7	U25
6AV6	12/8 6SQ7GT	9/- 19A05	10/6 BL63	7/6	ECC35	8/6 EZ41	7/-	PENA4	12/6	U26
6BB8GT	5/- 6SS7GT	8/- 19H1	10/- CI	12/6	ECC40	23/3 EZ30	7/-	PENB4	26/6	U31
6BA6	7/6 6U4GT	12/6 20D1	15/3 CI	12/6	ECC81	6/- EZ81	7/-	PEN4DD	U33	26/6
6BE6	6/- 6U5G	7/6 20F2	26/6 CBL1	26/6	ECC82	6/6 FC2A	24/7	U35	26/6	VR150
6BG6G	23/3 6U7G	8/6 20L1	26/6 CBL31	23/3	ECC83	7/6 FC4	15/-	PEN25	4/6	U37
6BH6	8/- 6V6G	7/- 20P1	26/6 CCH35	23/3	ECC84	9/- FC13	26/6	PEN40DD	U43	9/-
6BJ6	6/- 6V6GTG	8/- 20P3	23/3 CK506	6/6	ECC85	8/6 FC13C	26/6	U45	9/-	VC16M
6BO7A	15/- 6X4	5/- 20P4	26/6 CL33	19/3	ECC88	18/- FW4/500	8/6	PEN44	26/6	U50
6BR7	15/- 6X5GT	6/- 20P5	23/3 CV63	10/6	ECC91	5/6 FW4/800	8/6	PEN45	16/6	U52
6BS7	25/- 6/30L2	10/- 25A6G	10/6 CY1	18/7	ECC90	10/6 GZ30	9/-	PEN45DD	U54	19/11
6BW6	8/6 7A7	12/6 25L6GT	10/6 CY31	16/7	ECH2	10/6 GZ32	10/-	U56	6/6	W729
6BW7	6/- 7B6	21/3 25Y5G	10/6 D1	3/6	ECH3	26/6 GZ33	19/11	PEN46	7/6	U78
6BX6	6/- 7B7	8/6 25Z4G	9/6 D15	10/6	ECH21	23/3 GZ34	14/-	PEN383	23/3	U107
6C4	5/- 7C5	8/- 25Z5	9/6 D63	5/-	ECH35	6/6 H63	12/6	PEN453DD	U191	16/7
6CSG	6/6 7C6	8/- 25Z6G	10/6 D77	4/-	ECH42	9/-	HABC80	U201	16/7	X6(C)
6C6	6/6 7D6	10/6 27SU	19/11 D77	4/-	ECH81	13/6	PEN/DO	U251	14/-	X63
6C9	13/6 7H7	8/- 28D2	7/- DAF91	8/6	ECH93	13/11	HL2	7/6	40/20	33/2
6C10	9/6 7H7	12/6 30C1	7/- DAF96	8/6	ECH93	13/11	HL2	7/6	40/20	33/2
6CDS6G	36/6 757	9/6 30F5	6/- DD41	13/11	ELC82	10/6	HL41DD	PL35	12/-	U301
6CH6	9/- 7V7	9/6 30FL1	10/- DET25	7/6	ELC83	19/3	PL33	26/6	U329	14/-
6D3	19/11 7Y4	7/6 30L1	8/- DF33	10/6	EF3	23/3	HL42DD	PL81	10/6	U339
6D6	6/6 8D2	3/6 30L15	11/6 DF66	15/-	EF22	14/-	19/3	PL82	7/6	U403
6E5	12/6 8D3	4/6 30P4	12/6 DF70	15/-	EF36	4/-	HN309	24/7	PL33	9/-
6F1	26/6 9B/W6	15/3 30P12	7/6 DF91	3/6	EF37A	9/-	HVR2	20/-	PL84	12/8

Transistors and diodes

CG7E	7/6
CG10E	7/6
GD3	4, 5
6B	8
6C	4
6D	4
6E	4
6F	4
6G	4
6H	4
6I	4
6J	4
6K	4
6L	4
6M	4
6N	4
6O	4
6P	4
6Q	4
6R	4
6S	4
6T	4
6U	4
6V	4
6W	4
6X	4
6Y	4
6Z	4

ALL GOODS OFFERED ARE NEW AND COVERED BY THE MAKER'S GUARANTEE. VALVES INDIVIDUALLY BOXED. WE DO NOT STOCK USED GOODS OR MANUFACTURERS' REJECTS

VOLUME CONTROLS

All with Long Spindle and Double-pole Switch, 4/6 each.	DRM18 13/-	RM-1 5/3
10K 25K 50K 100K	DRM28 15/6	RM-2 7/6
	DRM38 15/6	RM-3 7/9
	LW 1/6	RM-4 14/-
	RM-0 7/11	RM-5 19/6

METAL RECTIFIERS Full List with ratings free for S.A.E.

14A86	17/6	14B130	35/-	14RA 1-2-8-2	21/-	18RA 1-1-16-1	6/6
14A97	25/-	14B261	11/6	(FC31)		(FC116)	
14A100	27/-	14RA 1-2-8-2	17/6	16RD 2-2-8-1	12/-	18RA 1-2-8-1	11/6
14A124	28/-	(FC101)		16RE 2-1-8-1	8/6	18RD 2-2-8-1	15/-
14A163	38/-	16RC 1-1-16-1	4/6	18RA 1-1-8	4/6		

JUST OUT. MIDGET SILICON RECTIFIERS. OUTPUT 120 VOLTS AT 1 AMP. TWO IN SERIES GIVE 240 VOLTS AT 1/2 AMP. NO LARGER THAN A RESISTOR. 10% EACH.

ELECTROLYTIC CONDENSERS

Standard Can	8 mid., 450 v.	1/9	8 x 8 mid., 450 v.	3/-
16 x 8 x 5 mid., 500 v. 4/-	60 x 250 mid., 275 v. 9/6	200 mid., 275 v. 4/-	16 x 16 mid., 450 v.	4/-
32 x 32 mid., 450 v. 5/9	100 x 400 mid., 275 v. 12/6	100 x 200 mid., 275 v. 9/6	16 x 16 mid., 350 v.	4/-
64 x 120 mid., 350 v. 8/3	100 mid., 275 v. 3/-	Wire-ended tubular	32 mid., 450 v.	3/9

Post/Packing Charge 6d. per item. Orders over £3 post free. C.O.D. 2/6 extra. Full List, with Terms of Business, 6d. Any parcel insured against damage in transit for only 6d. extra. Shop Hours 8.30-5.30. Early Closing Saturday.

CHECK with these

BARGAINS

1 **2** **3**

4 **5**

6 **7**

ORDERS BY POST WILL RECEIVE OUR PROMPT ATTENTION

EASY TERMS AVAILABLE EXCEPTING AUTO-CHANGES

- 3-TRANSISTOR POCKET RADIO with MINIATURE SPEAKER, FERRITE ROD, PRINTED CIRCUIT and GERMANIUM DIODE.** The only 3 transistor radio available at the price. Build it in 1 evening! Tunable over M/L waves. Complete with easy-to-follow instructions and all components (less batteries obtainable anywhere 10d.). 22/6. P. & P. 1/6. (All parts available separately).
- 3-TRANSISTOR SUPER POCKET RADIO with MINIATURE SPEAKER.** Plus Germanium Diode and Printed Circuit. Size 3½ x 4 x ¾in. Ferrite Rod Aerial. Two Surface Barrier Transistors and one Audio. Tunable over medium and long waves. To build yourself 39/6. P. & P. 1/6. Circuit diagram 1/6, free with kit. All parts of items 1 and 2 sold separately.
- DOUBLE BEAM "SCOPE" for D.C. and A.C. APPLICATIONS.** A high gain, extremely stable differential V-amplifier (30 mV/V). Provide ample sensitivity with A.C. or D.C. inputs. Especially suitable for measurements of transistor operating conditions where maintenance of D.C. levels is of paramount importance. Push-pull X amplifier. Fly-back suppression. Internal Time-base Scan. Waveform available for external use; pulse output available for checking TV line O/P Transformers, etc. Provision for external—1 P and CRT Brightness Modulation. A.C. mains 200-250 v. 219.19.0. P. & P. 7/6 or 50/- deposit plus P. & P. 7/6 and 12 monthly payments of 33/4.
- A.C. D.C. POCKET MULTI-METER KIT.** 2-in. moving coil meter, scale calibrated in A.C./D.C. volts, ohms and milliamperes. Voltage range A.C./D.C. 0-50, 0-100, 0-250, 0-500. Milliamps 0-10, 0-100. Ohms range 0-10,000. Front panel, range switch, wirewound pot (for ohms zero setting), toggle switch, resistor and rectifier. 19/8. P. & P. 1/6. Wiring diagram 1/-, free with kit.
- CHANNEL TUNER.** Will tune to all Band I and Band III stations. Complete with P.C.C.84 and P.C.P.80 valves (in series) I.F. 16-19 or 33-38. Can be modified as an aerial converter (instructions supplied). 32/6. plus 3/6 P. & P.
- HEATER TRANSFORMER** to suit above, 200-250 v., 8/-, plus 1/6 P. & P.
- MAINS TRANSFORMERS.** All with tapped primaries, 200-250 volts, 0-100, 150, 200 v., 50 mA, 6.3 v., 2 amp; 10/6. 230-0-230 40 mA, 6.3 v., 2 amp, 6.3 v., 1 amp, 10/6. 350-0-350 v., 70 mA, 6.3 v., 1 amp, 6.3 v., 2 amp, 10/6. 250-250 v., 70 mA, 6.3 v., 2 amp, 10/6. P. & P. 3/-.
- WOLSEY 3-ELEMENT FOLDED DIPOLE.** I.T.V. Aerial less mounting bracket for external use, complete with 12 yds. of coaxial cable, 15/-, P. & P. 3/6.
- CYLDON TURRET TUNERS I F 34/38 Mc/s.** Brand new complete with biscuit for channels 2, 4, 8 and 9. Less valves, 10/-, P. & P. 2/6. Pair of knobs to suit, 3/6. Valves required P.C.C. 84 & P.C.P. 80.
- SIGNAL GENERATORS.** Cash 24.19.6 or 25/- deposit and 8 monthly payments of 21/6. P. & P. 5/-. Coverage 120 kc/s to 84 Mc/s. Case 10 x 6½ x 4½in. Size of scale 6½ x 3½in. 2 valves and rectifier. A.C. mains 230-250 v. Internal modulation of 400 c.p.s. to a depth of 30 per cent, modulated or unmodulated R.F. output continuously variable 100 millivolts. C.W. and mod. switch, variable A.F. output. Magic eye as output indicator. Accuracy ± 2 per cent.

- SIGNAL GENERATORS.** Cash 24.19.6 or 25/- deposit and 4 monthly payments of 21/6. P. & P. 5/-. Coverage 120 kc/s to 84 Mc/s. Case 10 x 6½ x 4½in. Size of scale 6½ x 3½in. 2 valves and rectifier. A.C. mains 230-250 v. Internal modulation of 400 c.p.s. to a depth of 30 per cent, modulated or unmodulated R.F. output continuously variable 100 millivolts. C.W. and mod. switch variable A.F. output and moving coil output meter. Accuracy ± 2 per cent.
- BATTERY RECORD PLAYER AND AMPLIFIER.** 45 r.p.m. "Start" motor. Acos' crystal pick-up, 3 transistor push-pull amplifier complete with transistors. Output 500 milliwatts, 49/6. P. & P. 3/6.
- 8-WATT PUSH-PULL AMPLIFIER COMPLETE WITH CRYSTAL MIKE AND 8in. LOUDSPEAKER.** A.C. mains 200-250 v. Size 10½ x 6½ x 2½in. 6 valves. H.F. pen., 2 diodes, 2 output pens and rectifier. For use with all makes and type of pick-up and mike. Negative feed back. Two inputs, mike and gram, and controls for same. Separate controls for Bass and Treble lift. Response flat from 40 cycles to 15 kc/s, ± 2 db. 4 db down to 20 kc/s. Output 8 watts at 5 per cent total distortion. Noise level 40 db down all hum. Output transformer tapped for 3 and 15 ohms speech coils. For use with 8cd. or L.P. records, musical instruments such as guitars, etc. 24.19.6. P. & P. 7/6 or 20/- deposit plus P. & P. 7/6 and 4 monthly payments of 23/-.
- B.S.R. MONARCH UAS WITH FUL-FI HEAD.** 4-speed, plays 10 records, 12in., 10in., or 7in. at 16, 33, 45 or 78 r.p.m. Intermixes 7in., 10in. and 12in. records of the same speed. Has manual play position: colour, brown. Dimensions: 12½ x 10½in. Space required above baseboard 4½in., below baseboard 2½in. Fitted with Ful-Fi turnover crystal head. 26.19.6. P. & P. 5/- With Stereo Head 27.19.6. P. & P. 5/-.
- TRANSISTOR TESTER.** For both P.N.P. and N.P.N. transistors incorporating moving coil meter. In metal case size 4½ x 3½ x 1½in. Scale marked in gain and leakage. 19/6. P. & P. 2/6.
- PUSH-PULL OUTPUT STAGE** inclusive of transistors with luput and output transformers to match 3 ohms speech coil, suitable for use with the POCKET RADIO. Kit of parts, including transistors. 19/6 P. & P. 1/6. Wiring diagram 1/6, free with kit.
- PORTABLE AMPLIFIER.** On printed circuit for A.C. Mains 200/250 v. Size 4 x 3in with tone and volume control. Valves: ECL82 and E780. 39/6. P. & P. 2/6.

9 **10** **11**

12 **13**

14 **15** **16**

SATISFACTION GUARANTEED OR MONEY REFUNDED

RADIO & T.V. COMPONENTS (Acton) LTD.

23B HIGH STREET, ACTON, LONDON, W.3.
 ALL ENQUIRIES S.A.E.
 GOODS NOT DISPATCHED OUTSIDE U.K.

FOR BARGAINS
M.S. RADIOPOST CO.
MAIL ORDER SPECIALISTS

Please quote Dept M.O.P.W.
36 WINCANTON RD., HAROLD HILL, ROMFORD

MINIATURE ROTARY TRANSFORMER. H.T. 11 watt. 11 volts input. 310 volts 30 m.a. Output. Will give approx. 120 volts at 30 m.a. from a 6 v. input. 4 in. long x 2 1/2 in. dia. Weight 1 1/2 lbs. Current consumption underload approx. 2 amps. 17/6 each.

ROTARY TRANSFORMERS
TYPE HT. 31 Input: 11.5 volt. Output: 280 volt at 120 m.a. **TYPE HT. 32.** Input: 11.5 volt. Output: 100 volt at 65 m.a. H.T. 31. Ex-Units out tested 35/- ea. H.T. 32. New in cartons, 20/- ea.

MINIATURE AMERICAN LEAD ACCUMULATORS. 36 volts 20 m.a. 4 x 1 1/2 x 1 1/2 in. 3/6 each.

PANEL FUSEHOLDER ASSEMBLY ZA/US 1054 American pattern. Will take standard cartridge fuses. New 2/6 each or 9/- pkt. of 3

HYSTERESIS MOTORS. By Smith's Aircraft Instruments. Type: HM/1/D. 1/2 cup. 5 v. 400 cycles. 40/- ea. New. Type: HM/1/1. 1 1/2 v. 400 cycles. 50/- ea. New. Type: HM/12/10. 115 v. 400 cycles. 50/- ea. New.

TERMS: C.W.O. or 7 days approved accounts. All our goods are guaranteed new or in working order. Money refunded in full if not absolutely satisfied. Orders despatched same day. **NO POSTAL OR PACKING CHARGES.** C.O.D. 1/9 extra. Carriage extra Ireland and countries outside U.K.

AMERICAN SEALED RELAYS. Brand new and in Makers original packings. Type A. SIGMA Type 5BJ-761 SPTD. 5,000 ohms. Solder Lug connections. Size: 2 1/2 x 1 1/2 x 1 1/2 in. 22/6 each. Type B. HUGHES Pt. No. ME-5002. DPDT. 10,000 ohms. Solder Lug Connections. Size: 2 x 1 1/2 x 1 1/2 in. Type C. R.C.A. 311N. 110, 250 ohms. 4 pole DT. 1 1/2 x 1 in. dia. 26.5 v. D.C. 10/6. R.C.A. MNY-54. 300 ohms. 4 pole D.P. 1 1/2 x 1 in. dia. 26.5 v. D.C. 10/6. each. COMAR C-3519. 400 ohms. 26.5 v. D.C. SPTD. 3 a.m.s. Size: 2 1/4 x 1 1/4 in. Solder Lug connections. 15/- each.

SENSITIVE RELAY. Miniature type. 250 ohms. DPDT. 12 v. D.C. 2 oz. Overall size: 1 x 1 1/2 x 1 in. Has adjustable armature tension spring. Will operate on less than 1 m.a. Suitable for all model Radio control. Brand New. 15/6 each.

OPERATORS or INSPECTION LAMPS

Type No. 6A. ZA 12646. Takes M.E.S. bulb. Ideas for Aircraft. Car dash. Map or T.X. inspection. 3/9 each. New and unused.



CAMERA MOTORS
Fractions: Horse Power. 24 volts. Beautifully constructed throughout and fully governed. Ratio 2 1/2 to 1 in. Size: 3 x 1 1/2 x 1 1/2 in. Brand New and in New original sealed cartons. ONLY 12/6 each.




MINIATURE DYNAMIC SPEAKERS
A must for all Build-it-yourself-Hams. As supplies with all current transistor Kits. Can also be adapted for home phones or Intercom. 2 in. diameter. Resistance 70 ohms. ONLY 5/- each.

3 FOOT WHIP AERIALS. Supplied in two sections. No. 1 and 2. ZA 28806 and 26286. Each section collapsible down to fit. with retaining wire through each section. Ideal also for radio control, fishing rod or penant mast. 7/6 complete. New


PLESSEY E.H.T. CONCENTRIC CONNECTORS
Types available. Plugs: CZ 64662/64665/64648. Sockets: UZ 64647/64669/64661. New and unused. For Radar Stations, TV Link-up and Atomic research application. 8/6 pair or 5/- each

HEADPHONES LOW RESISTANCE. Sound power type DLR5, complete with low level dynamic throat microphone. Suitable for crystal sets etc. Brand new and cartoned. 8/6 pair.

DRAYTON COMPACT CAPACITOR START AND RUN MOTOR. Type R4C. Beautifully constructed to stringent Ministry spec. Fully reversible and made to operate on 200/250 v. A.C. 50 cycles. 1.75 in. dia. Torque at 2,250 r.p.m. Condenser req.: 5 mfd., 350 v. A.C. Size: 2 1/2 in. dia. 2 1/2 in. width. 1 x 1 in. spindle. Only 35/-.



TV CHASSIS 5/6



56 resistances incl. 7 variable controls, 54 condensers incl. electrolytics. Coils, 7 I.F. and R.F. Traps. Mains output, line and frame. Metal rectifier 300 v. at 250 m.a. Fuse panel, focus magnet, plug sockets, switch, chassis screws, tag strips, etc. I.F. strip can be separated. Power pack can be used without dismantling. These chassis have been used, but were working when stored. Six-page circuit available with order. Carr. 7/6.

"SOLO" SOLDERING TOOL. 15/6. A.C. Mains or Car Battery 110v or 6 v and 12v. Special adapter for 200-250v working 10/- extra. Automatic solder feed. Includes a 10 ft. reel of ERSIN 90/40 solder. It is a tool for electronic soldering car wiring. Instantly ready for use and cannot burn. Fitted in a light metal carrying case, with full instructions for use. These solder tools are Brand NEW. Made to the high standard and quality for export sale. Sold all over the States for £4 (exchange value). P. & P. 3/6.

SOUND/VISION STRIP. 1/- "Plessey" I.F.- 10.5 Mc/s sound, 14 Mc/s vision. Valve holders (six 6P1's and two 6D's not incl.). Size 8 1/2 x 4 1/2 in. Circuit incl. post and packing. 2/6.

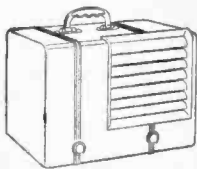
SOUND/VISION STRIP. 1/- Not tested. Complete sound and vision strip. 8 valve holders (6P1's etc. not incl.). I.F. 16-19.5 Mc/s. size 8 1/2 x 4 1/2 in. Drawings FREE with order. Postage 2/6.

HEATER TRANSFORMERS. 7/9. 12 volt at 3 amp. 0-200-250v primary. Post and packing 1/9.
OUTPUT TRANSFORMER. 1/3. Salvage guarantee. Standard size. 2-5 ohms matching pentode or tetrode O.P. valve. Post and Packing 1/9. Twenty for 21. Packing and carriage 5/6.
FRAME OUTPUT TRANSFORMERS. 3/9. To match low imp. coils. Postage 1/3.
EYE1 ISOLATION TRANS. 2/9. 1-1 ratio. Suitable 6.3 tube as isolation trans. Postage 1/9.
MAINS TRANSFORMER. 5/9. Primary 200-250 volt. Secondary 300-0-300. 6 volt at 3.3 amp. 5 volt at 2 amp. Post and packing 2/9.

EXTENSION SPEAKERS. 10/9. In polished oak cabinet of attractive design. Complete, fitted with 8 in. P.M. speaker or the highest quality, flex and switch. Ready for room use. Ideal for bedroom, kitchen, workshop. Ins. and carr. 3/9. 8 x 3 in. and 7 x 4 in. **ELLIPTICAL SPEAKERS.** 15/9. Brand new. Ideal for Record or Tape Recording Cabinets. Post and packing 2/9.
8 in. P.M. SPEAKER. BARGAIN 5/9. Limited quantity of these modern-type speakers. They are tested and have "Money back Guarantee". They have slight one fault, that is repaired, not affecting the quality. Post and packing one, 2/6; post of two, 3/6.

NEW LOOK AMPLIFIER 59/6

Ideal for Stereo attachment. Brown/Ivory. Contains 8 in. high flux speaker. 3 valves -10F1. 10P14 and U994. Maximum O.P. 4.5 watts. Size 14 x 11 x 6 1/2 in. Wonderful for Home, Hall or Garage. Theatrical. SALVAGE GUARANTEE. **DEPOSIT 30/-.** Ins. Carr and ten Weekly Payments of 8/-.



NEW LOOK JUNIOR AMPLIFIER. 49/6. As above but without Cabinet Salvage guarantee. P. & P. 3/6.

PORTABLE AMPLIFIER Mk.D.1. 59/6. Brand new. Latest design famous manufacturer. Size 7 x 5 1/2 x 6 in. A.C. only. Mains isolated 4 watts output incorporating ECL82 high gain valve. Volume and tone controls. Knobs 2/6 extra. Post, packing and ins. 3/6.

PORTABLE AMPLIFIER Mk.D.5. 39/6. Similar to the above circuit employing ECL80 triode pentode output valve, giving 3 watts output. A.C. only. Mains isolated. Single control for Volume and On/Off switch with knob. Post, packing and insurance 3/6.

TAPE RECORDER AMPLIFIER. 47.9/6. Compact, well-designed five valve amp. Output 3.5 watts. Valves: ECC83, ECL82, EL84, EM84, E280. Input for Mike, Radio and Gram. Controls—Record Play/Lock, volume, playback tone and On/Off. Size 8 1/2 x 4 1/2 in. Ins. and carr. 4/6. Deposit 30/- plus ins. and carr. and 20 weekly payments of 7/6

COLLARO CONQUEST. 47.19/6. 4 speed auto. Incorporating auto and manual controls. Complete with dual turn-over type audio crystal P.U. and sapphire stylus. A.C. mains. 200-250 volt. Post, packing and ins. 5/6.

MICROPHONES. £1.78 each. P. & P. 1/8.
SCANNING COILS—ALL 2/9 each. Wide angle 90deg. 38 mm. Low Imp. Postage 1/3. Also Brand New 70° 38 mm. Low Imp. Postage 1/3. And Low Imp. 70° 35 mm. P. & P. 1/8.
RECTIFIERS. 2/8. 250 v., 100 m.a. Half wave. Salvage guarantee. P. & P. 1/8.
VOLUME/TONE CONTROLS. 2/6 per doz. Assed. var. and tone controls, stripped from working chassis. P. & P. 2/-.
CO-AX CABLE. 6d. per yd. Cut to any length. Good quality at a very low price. Allow 1/6 postage on 20 yards. 10d. per 100 yds. Post and packing 3/6.

P.P. COMPONENTS LIMITED
219 Ilford Lane, Ilford, Essex

★ **POST HASTE** ★

JASON F.M. TUNER KITS

We are the Authorised Jason Dealer and the whole kit is as supplied by them. You can therefore safely return to Jason for alignment without them rejecting it for non-standard components.

We can also align for the standard charge, to our kits only.

FMT1 is the standard variable tuner for cabinet mounting, unpowered. Supplied complete with four EF91 valves ... **£7.10. 0**
Hire purchase Deposit **£1.10.0** and 6 monthly **£1. 3. 4**
Instruction book, 2/6 extra.

FMT1 Power pack kit with ready drilled chassis ... **£2.14. 0**

FMT2 is a new tuner in a modern case, green, which can be used for shelf or cabinet mounting, and has space for power supplies if required. Supplied complete with four EF80 valves ... **£8.12. 6**
Hire purchase Deposit **£1.14.6** and 6 monthly **£1. 6. 4**

FMT2 With power. Complete kit ... **£10.14. 0**
Hire purchase Deposit **£2.4.0** and 8 monthly **£1. 3. 9**
Instruction book 2/6 extra.

FMT3 is the fringe version and should be used when farther than 70 miles from the transmitter. Supplied complete with 6 valves ... **£10.12. 6**
Hire purchase Deposit **£2.2.6** and 8 monthly **£1. 3. 9**

FMT3 With power. Complete kit ... **£12.13. 0**
Hire purchase Deposit **£2.13.0** and 8 monthly **£1. 7. 7**
Instruction book 2/6 extra.

NEW JASON SWITCHED TUNERS

The **JTV/2** and **Mercury 2** are both of the pre-set station type with the addition of BBC and ITA sound. They use the latest "Fireball" turret and the A.F.C. ensures freedom from drift. The **Mercury 2** is for cabinet mounting with external power supplies. The **JTV/2** has the same tuning heart, with power supplies mounted in a case. This again can be used for shelf or cabinet mounting. The **JTV/2** cannot be supplied less power.

JTV/2 Complete with valves and book ... **£16.14. 9**
Hire purchase Deposit **£3.14.9** and 12 monthly **£1. 3.10**

Mercury 2 Complete with valves and book... **£12. 0. 0**
Hire purchase Deposit **£2.8.0** and 8 monthly **£1. 6. 6**

Power pack Kit for Mercury 2 with drilled chassis **£2. 14. 0**
Instruction book for all switched tuners, 3/6.

REQUIRED CHANNELS MUST BE SPECIFIED FOR SWITCHED TUNERS

All Jason kits can be supplied less valves. To find the cash price deduct 7/6 for each valve.

A more detailed list can be sent upon request.

ALL JASON TUNERS ARE ON DEMONSTRATION

GRAMOPHONE EQUIPMENT

All these units are brand new and boxed

	Cash	Deposit	Mthly.	pmts.
B.S.R. Monarch TC8H , cartridge, UA14 ...	£7.15.0	£1.11.0	6	£1.4.0
COLLARO Conquest O cartridge ...	£7.15.0	£1.11.0	6	£1.4.0
GARRARD TA/Mk.2 , GC8, cartridge ...	£8.10.0	£1.14.0	6	£1.6.0
GARRARD 4HF, GC8 , cartridge ...	£18. 9.9	£3.19.9	12	£1.6.7
PHILIPS AG2009, AG3016 cartridge ...	£10.10.0	£2. 2.0	8	£1.3.6

For further information please write for manufacturers' list.

★ **POST FREE** ★

COLLARO STUDIO DECK. 3 speed, 3 motors, 7in. spools. Pause control. space for third head, piano keys. counter. **OUR PRICE £13.10. 0**
List price £17.10.0
Hire purchase Deposit **£3.0.0** and 12 monthly **19. 3**

TAPE AMPLIFIER for Studio deck, with two printed circuit boards, control and input panels, mains and output transformers, complete with knobs and plans, EF86, ECC83, EM84, EZ80, OA81 and two EL84. 4 watts output. Magic eye, Radio and Mic inputs; Mixing and Superimposing facilities, EX L.S. socket, low level output, tone control. Can be used as amplifier. **CASH PRICE £11.12. 6**
Hire purchase Deposit **£2.6.6** and 8 monthly **£1. 5. 9**

TAPE RECORDER CASE to house the above deck and amplifier. Two-tone Grey ... **£5. 5. 0**

E.M.I. Speaker to fit case 10 x 5in. ... **£1. 7. 6**

1200ft Brand Five tape 25/-; Crystal Mic Stan Kelly Screened Jack Plugs, 4/6 each. Spare 7in. tape spool **4. 6**

The above recorder complete to **PERSONAL SHOPPERS ONLY** for ... **£35. 0. 0**

Hire purchase Deposit **£7.0.0** and 12 monthly **£2. 11. 4**
This machine is a first-class job and normally sells for **£41. 0. 0**

SEND FOR MAKER'S ILLUSTRATED LEAFLET

Collaro Tape Heads Record/Playback and Erase.

Lower track only ... **37/6 pair**

B.S.R. Monardeck T.D.2. 3 3/8 i/s, 5 1/2in. spool. **OUR PRICE £7. 9. 6**
List price £12. 12. 0

FERRODYNAMICS "BRAND FIVE"

Magnetic Recording Tape. Made in U.S.A. Fully guaranteed. High Grade Acetate base and boxed.

600ft 5in. Standard 16/- for 1200ft 7in. Standard **25/-**
900ft 5in. L. play 18/6 1800ft 7in. L. play **35/-**
1200ft 5 1/2in. L. play 23/6

SEND FOR MANUFACTURERS' LEAFLET

Also stocked **SCOTCH BOY, EMITAPE** and **BASF.**
LIST ON REQUEST.

TRANSISTORS

OC44 Mixer ...	12/-	OC78 Audio ...	15/-
OC45 I.F. ...	12/-	OC78D Driver ...	17/-
OC70 Audio ...	14/-	OCP71 Photo ...	25/-
OC71 Audio ...	8/6	OCB1 Audio ...	18/-
OC72 Audio ...	8/6	Red spot Audio ...	5/-
OC75 Audio ...	15/-	White spot R.F. ...	6/-

The above transistors, except the Red and White spot, are all **BRAND NEW MULLARD**, and are **NOT** sub-standard. Matched pairs of OC71 and OC72 can be supplied at no extra cost.

"PRACTICAL WIRELESS" POCKET SUPERHEAT

OSMOR PRINTED CIRCUIT VERSION

Osmor Rod aerial, 10/-; IFTs and Osc. coils, 22/6; Osmor Driver, 11/6; Osmor Output, 10/6; Set MULLARD transistors, 61/6; JB Gang, 11/-; Trimmer, 1/4; Set Condensers, 15/-; Resistors 6/6; Ardentle Volume Control, 10/6; Ardentle V/C, 3/6; Speaker, 19/10; OA81 diode, 4/-; Hardware, 4/6; Printed circuit, 9/-; Case and knob, 7/6; PP4 battery, 2/-; Press studs, 1/-; Leaflet, illustrated, giving full instructions and constructional details. 1/9.

ALL THE ABOVE COMPONENTS IF PURCHASED AT ONE TIME—£10.0.0.

The above components are all new and miniature, by reputable manufacturers, and are fully guaranteed.

**WE PAY ALL POSTAGE AND INSURANCE
ALL ORDERS DESPATCHED SAME DAY
MONEY WILL BE REFUNDED IF REQUESTED**

SURBITON PARK RADIO

(Established over 30 years)

48 SURBITON ROAD

KINGSTON UPON THAMES, SURREY


Telephone: **KIN 5549**

Hours: **9 a.m. to 6 p.m. 1 p.m. Wed.**

We do not close for lunch

Open all day Saturday

**MINIATURE
EARPHONES**



For Transistor Circuits: Very light weight and easy to wear, cord almost invisible, good quality production of music and voice, complete with miniature plug and socket, ready to use—correct impedance OK for red spot and similar transistors. Crystal 12/6, Magnetic 10/6. Post and Insurance 1/-.

**SUB MINIATURE
COMPONENTS
FOR TRANSISTOR SETS**

- Push-pull o.p.t. and driver 17/- pair;
- 1F transformers and oscillator and circuit 23/6.
- Ferrite aerial with coils for medium and long wave and circuit.
- Smallest possible electrolytics 1/8 each. 1 mid. 2 ml. 4 mid. 8 ml. 10 mid. 20 mid. 30 mid. 50 mid. 100 mid.
- Smallest 1 watt resistors 54. each all popular values.
- Miniature 0.1 mid. 1/-, 0.05 2.04 9d., valves up to 0.025 6d. each.
- Miniature slide switch 2/-.
- Pots edgewise control 3/6, less switch.
- Transistor holder 1/8 each.
- Set of 6 transistors for superhet in original packets guaranteed Mullard OC44, OC45, OC45, OC71 matched pair OC72. £3.10.0, the set.
- Set of 6 all first grade includes matched pair 45/-.
- Oscillator and 2 I.F.—new American High Gain 35/-.
- Red Spots 3/6.
- White Spots 3/9.
- Surface barriers 25 mc/s 9/6, 50 mc/s 12/6.
- Diodes sub miniature 2/8 and 1/-.
- 3in. Speakers 3 ohm 18/6.
- 3in. Speakers 80 ohm 18/6 and 19/6.
- 2in. Speakers 3 ohm 19/6.

**1 Watt Transistor H.F.
Amplifier**


Four transistors on printed circuit all wired up ready for immediate use—excellent performance on pushkeys or microphone on r.f. Input £4.12.6. post and insurance 1/6.

Crystal Mike by Acos



Model 39/1, this is ideal for tape or general amplifiers, complete with screened lead. 39/6, plus 1/- post.

Transistor Set Cabinet




Very modern cream cabinet, size 5 1/2 x 3 x 1 1/2 in. with chrome handle, tuning knob and scale. Price 7/6, plus 1/6 postage and packing.

**INTRODUCING THE
 "REAL COMPANION"**

CAR RADIO/PORTABLE

Now available is a modern receiver quite easy to make up and with all the features of sets being sold at twice the price. The circuit has been well tried and proved and will perform well all over the country. Here at Eastbourne, recognised as a bad reception area, performance on the Light, Home and many Continental Stations including Luxemburg, is extremely good. Demonstration Models can be heard at Eastbourne and our London address.



NOTE THESE FEATURES

- ★ 400/500 mw. Output Push-pull.
- ★ 6 First Grade Transistors.
- ★ Latest Type Superhet Circuit.
- ★ Medium and Long Wave.
- ★ Internal Ferrite aerial litz wound.
- ★ High "Q" coils.
- ★ Latest type printed circuit with components plan.
- ★ Slow motion tuning.
- ★ Car aerial attachment.
- ★ Two-tone cabinet.
- ★ High flux elliptical speaker.
- ★ Size 11 x 8 x 3in, approximately.
- ★ Easy to follow instructions.
- ★ 12 month guarantee all components.
- ★ No technical knowledge required.
- ★ Service available at moderate charges.

ORDER IN CONFIDENCE

Money returned in full if parcel not up to expectation and returned unassembled
 Price complete, less battery, £8.19.6. Battery 3/6, plus carriage and insurance 7/6.


PHILIPS TRANSCRIPTION UNIT

Philips AG 3009 Record Player, 4 speed. Ideal for the enthusiast. Pick-up arm wired for stereo, fine adjustment on all four speeds. Continuously variable pick-up weight (2.12grms.). Supplied with Philips Hi-Fi crystal type AG3019 for micro-groove and 78 r.p.m. Frequency response 30-15,000 c/s. Pick-up lifting and lowering device. Individually balanced heavy turntable. Muting switch. Can be used with any amplifier or radio set. Complete with monaural pick-up £10.10.0, or 2 sets, deposit and 20 fortnightly payments of 10/-. Available also with stereo head, diamond or sapphire stylus. Price on request.



INFRA-RED HEATERS

Make up one of these latest type heaters ideal for bathroom, kitchen, bedroom etc. They are simple to make from our easy to follow instructions—uses silica enclosed elements designed for the correct infra-red wavelength (3 microns). Price for 750 watt element and instructions 15/6, plus 2/- post and insurance.



Stop Freeze ups!

Wrap our heater wire around the pipes in your loft, to prevent freeze-ups. Complete heater wire suitable for up to 50ft. of pipe. 10/- post free. With instructions.

Speaker Bargain



12in. Hi-fidelity loudspeaker. High flux. Permanent magnet type with standard 3 ohm speech coil. Will handle up to 12 watts. Brand new by famous maker. Price 32/6, plus 3/6 post and insurance.

**Miniature
Microphone**

American made. Dynamic type. Real bargain at 2/6, plus 6d. postage.



TRANSISTOR LOUDSPEAKER POCKET RADIOS

Read these testimonials

Mr. J. Brown, Glamorgan, S. Wales.
"My Pocket 3 arrived safely. I must say I am very pleased with it indeed. It is absolutely wonderful. Thank you very much. I now enclose 16/6 for your conversion parcel to Pocket 4".

Mr. A. Hill, Weybridge, Surrey.
"I am writing to express my satisfaction at the standard of your kit for your Pocket 4 Transistor set and also to state that it has come up to my expectations in regard to performance".

Mr. K. Edwards, Boreham Wood, Herts.
"I have completed the assembly of your Pocket 3 and am very pleased with the results".

Mr. N. Elliott, Pontypool.
"I have completed the assembly of your Pocket 4 radio and am pleased to say that it works from the first switching on".


Mr. F. Jackson, Ickenham, Middx.
"I have built the Pocket 4 and am more than pleased with the results".

Mr. G. Bamford, Ravensgate.
"I find this set even better than you claim it to be and most certainly up to your usual standard of quality. I feel that nobody could fail to build it and get results. Even the first-time-ever novice, as your circuit diagrams and instructions are so clear and precise".

Mr. Graham, Birmington-on-Sea.
"Re Pocket 4. I must say that it is all you say of it. The stations roll in, and good volume too".

Mr. T. Bell, London, S.W.11.
"I have made up one of your 55/- transistorised radios and I am very pleased with the results".

Mr. A. J. Simmonds, Welling, Kent.
"I purchased one of your week ago the Pocket 4 Transistor Kit. I put it together last night in 1 1/2 hours on switching on the set. I was right on Radio Luxemburg. I must say thank you, because not only has the set a very attractive appearance, it also behaves fantastically".



Now available with first grade transistors. Circuit comprises 2 HF transistors reflexed to equal 4 stages. Permanent germanium diode and high gain AF output stage, fitted with miniature speaker, proper tuning condenser, volume control and in case with handle as illustrated (less monogram), completely portable. No aerial or earth required. Pocket 4 uses 3 transistors and 1 diode, price 52/6, plus 2/6 post and insurance. Pocket 5 uses 4 transistors and 1 diode and has feedback control, price 67/6, plus 2/6 post and insurance. Results Guaranteed.

Nothing can be more disappointing than to find that despite care in making up, your radio just will not work or needs a long high aerial and water pipe earth. We guarantee good results in all areas and we guarantee all components for 12 months. Read just a few of the hundreds of testimonials we have received from constructors who have made these sets. Send in confidence. Money refunded if parts or guarantees not up to your expectations. Plans free with parts, or separately 1/6. More details S.A.E.

THE ORIGINALS MAY BE SEEN AT THIS OFFICE

Mr. S. Rigby-Jones, South Molton, N. Devon.
"I was delighted to receive my Pocket 4 Transistor set. After I assembled and tested it I was amazed such a small receiver had such good reception".

Mr. E. Batcombe, Manchester.
"I have constructed your Pocket 4 Loudspeaker radio and am delighted with its performance and appearance, for the cost I consider it excellent".

Mr. R. Bell, Newcastle-on-Tyne.
"I have built your Pocket 5 Transistor set I am very pleased with it".

Mr. R. Morse, Birmingham-on-Sea.
"I knew nothing whatever about radio but I have just made up your transistor set from the kit of parts you sent. I am happy to say that it works perfectly and does all you claim of it. As you see, I live a good way from London, yet the B.B.C. comes in quite loud. The little set can be heard working in a good-sized room. Quite a number of other stations can be heard at night time, with quite good separation. Wonderful value for money".

Mr. N. Stewart, Leeds.
"Having completed Pocket 3 Kit, which I received from you I have had results on first attempt. I must say that in my opinion this small transistor radio gives results far better than any other set".

Mr. J. Hayden, Bolton, Lancs.
"I have had great pleasure in buying from you a Pocket Transistor 5. I have built it up and it is perfect".

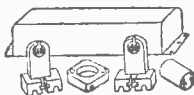
Mr. R. Dobbin, Romswood, Worcester.
"I wish to inform you that I am very pleased indeed with the Pocket 5 Transistor Radio set I recently purchased from you. I wish to say the reception is quite good".

A.C./D.C. Multimeter Kit

Ranges: D.C. volts 0.5, 0.50, 0.100, 0.500, 0-1,000
A.C. volts 0.5, 0.50, 0.100, 0.500, 0-1,000 D.C. milliamps 0.5, 0.100, 0.500. Ohms 0.50,000 with internal batteries, 0.500,000 with external batteries
Measures A.C./D.C. volts, D.C. current and ohms. All the essential parts including metal case, 2in. moving coil meter, selected resistors, wire for shunts, range selector, switches, calibrated scale and full instructions, price 19/6, plus 2/6 post and insurance.



Fluorescent Light Bargain



Kit of parts comprising: choke, two lamp holders, starter holder and starter, 40 watt, 19/6, 80 watt, 23/6. Plus 2/- post and insurance.

The Taylor Meter Model 127A



A pocket size meter but with a big scale and a sensitivity of 20,000 Ohms per volt D.C., therefore an ideal unit for television servicing — robustly made and complete with leads and probes—20 ranges as follows:
D.C. current 50 microamps, to 1 Amp.
D.C. voltages—0-1,000 volt in seven ranges (25 KV), with external probe, optional extra.
Volts A.C.—0.2,500 in six ranges.
Ohms—0-20 meg. Ohm in three ranges (self-controlled). Self-contained, 3in. movement. Price £10 or 10/- deposit and 2/- fortnightly payments of 10/-. Non-callers add 5/- carriage and insurance.

Yaxley Switches

1 Pole 3 Way	1/8
1 Pole 3 Way	1/8
1 Pole 5 Way	2/-
1 Pole 12 Way	3/-
2 Pole 2 Way	1/8
2 Pole 4 Way	2/-
2 Pole 6 Way	2/6
2 Pole 8 Way	3/6
2 Pole 12 Way	4/6
3 Pole 2 Way	1/8
3 Pole 6 Way	3/6
4 Pole 4 Way	3/-
6 Position Shorting	2/-
6 Pole 3 Way	2/6
6 Pole 3 Way	3/6
8 Pole 2 Way	2/-
9 Pole 3 Way	2/6
12 Pole 2 Way	2/-

TV Workshop Aids

E.H.T. SEALER. Apply with soldering iron. Stops corona discharge, etc. 2/6 per stick.

POLYTHENE TAPE. 2in. x 10 thou, for E.H.T. insulation up to 25 kv. 5/- per 12ft. roll.

SPONGE STRIP. 2in. x 1in. For sealing or cushioning, 8d. per foot.

ANTI-STATIC SCREEN CLEANER. For TV tubes and screens. Perspex or glass. Delays accumulation of dust. 3/- per tube.

CELLULOSE CEMENT. Specially prepared for radio gluing of metal, glass, ceramic, wood, fabrics 4/6 per tin.

ELECTRONIC PRECISION EQUIPMENT LTD.

66, GROVE ROAD, EASTBOURNE, SUSSEX

This is the correct address for post orders and for prompt attention please mark your envelope Dept. 5, also enough for postage. Personal shoppers should use one of the companies below.

Electronics (Croydon) Ltd.,
266 London Road,
Croydon, Surrey.
Phone: CRO 6558
Hall day Wednesday

Electronics (Finsbury Park) Ltd.,
29 Strand Green Ind.,
Finsbury Park, N.4.
Phone: ARCHway 1049
Hall day Thursday

Electronics (Manor Park) Ltd.,
520 High Street North,
Manor Park, E.12
Phone: Hford 1011
Hall day Thursday

Electronics (Ruislip Ltd.),
42-46 Windmill Hill,
Ruislip, Middx.
Phone: RUISLIP 5780
Hall day Wednesday

FOR VALVES AND SPARES FROM STOCK - RETURN POST



AZ1	10/-	HL42DD	
AZ31	10/-		
DAF96	8/-	KT2	5/-
DF96	8/-	KT33C	8/6
DK96	8/-	KT61	13/6
DL96	8/-	KTW61	6/6
DM70	7/6	MX40	12/6
EABC80	9/-	N78	19/11
EAF42	9/6	OZ4	5/6
EB91	4/6	P61	3/6
EBC33	6/9	PCC84	8/6
EBC41	8/9	PC85	11/6
EBF80	9/9	PCF80	8/9
EBF89	9/6	PCF82	11/6
ECC81	8/-	PCL82	11/6
ECC82	7/6	PCL83	13/6
ECC83	9/-	PL36	14/6
ECC84	10/-	PL81	11/-
ECC85	9/6	PL82	8/6
ECF80	12/-	PL83	9/6
ECF82	10/6	PX25	12/6
ECH42	9/6	PY80	7/6
ECH81	9/-	PY81	8/6
ECL80	9/6	PY82	7/6
ECL82	10/6	PY83	8/6
EF41	9/6	PEN4VA	
EF50	4/-		
EF50SYL	7/-	PEN25	6/-
EF80	7/-	PEN45	10/6
EF85	7/-	PEN46	7/6
EF86	12/6	PEN220A	4/6
EF89	8/9	PENA4	12/6
EF91	5/9	TP25	10/-
EF91(BVA)		U10	9/6
		U25	13/6
EF92	6/-	U26	10/-
EK32	7/-	U50	8/-
EL32	4/6	UABC80	9/-
EL33	14/-	UAF42	9/6
EL41	9/-	UBC41	8/6
EL84	9/-	UBC81	11/4
EL91	4/6	UBF80	9/-
EM34	9/6	UCC84	10/11
EM80	9/6	UCC85	9/6
EM81	10/6	UCH42	9/6
EY51	9/6	UCH81	9/6
EY86	10/-	UCL82	11/6
EZ40	7/6	UCL83	13/6
EZ41	7/6	UF85	9/-
EZ80	7/-	UF89	9/-
EZ81	7/-	UL41	9/-
FW4/500		UL84	9/-
		UUE	10/-
GZ32	11/6	UYIN	12/6
HL23DD	8/6	UY41	7/6

UY85	7/-	6Q7G	7/6
VP23	6/6	6Q7GT	9/6
VR105/308	8/-	6SK7	6/-
VR150/3076	6	6SL7GT	8/-
VU39 (MU	6	6N5GT	7/6
12/14)	8/9	6SU7	9/3
Y63	7/6	6U4GT	12/-
14GT	12/6	6V6G	6/-
IC2	11/6	6V6GT	7/9
IC5GT	12/6	6X4	7/6
IN5	9/-	6X5G	7/-
IR5	10/6	6X5GT	7/-
IS4	10/6	630L2	12/6
IS5	6/6	7B6	10/6
IT4	5/6	7B7	8/6
IT5	5/6	7C5	8/-
IT6	5/6	7C6	8/-
IT7	5/6	7H7	8/-
IT8	5/6	7S7	9/6
IT9	5/6	7Y4	8/6
IT10	5/6	10F1	12/6
IT11	5/6	10P13	23/3
IT12	5/6	12A6	5/-
IT13	5/6	12AH8	12/6
IT14	5/6	12AT7	8/6
IT15	5/6	12AU7	8/-
IT16	5/6	12AX7	8/-
IT17	5/6	12BA6	9/-
IT18	5/6	12BE6	9/-
IT19	5/6	12CB	7/-
IT20	5/6	12CT7	10/6
IT21	5/6	12KT7	6/6
IT22	5/6	12MBT	13/6
IT23	5/6	12K8M	13/-
IT24	5/6	12Q7GT	6/6
IT25	5/6	12SK7	6/-
IT26	5/6	12SL7	8/-
IT27	5/6	12SM7GT	
ISD2	7/9		
25A6	9/-		
25L6GT	10/-		
25Y5	9/9		
25Z4	9/6		
25Z5	8/-		
30F16	10/6		
30L15	23/3		
30P4	15/-		
30P12	12/6		
30P11	12/6		
35L6GT	10/-		
35Z4GT	8/-		
35Z5GT	9/-		
42	8/-		
50L6GT	8/6		
80	10/6		
142BT	3/6		
21ODDT	4/6		
21OVPT	3/6		

Best Quality Recording Tape
1,200ft. on 7in. spool...21/-
850ft. on 5 1/2in. spool...18/6
600ft. on 5in. spool...13/9
200ft. on 3 1/2in. spool...5/3

Collaro Junior
Single 4-speed record player unit in cream, complete with pick-up fitted turnover cartridge. Special Price 75/- each. Post 3/6.

CATALOGUE
Our 1961 catalogue is now available. Please send 1/- in stamps for your copy. Trade catalogue also available. Please attach your business letter heading.

METAL RECTIFIERS
Alpha range of Guaranteed Bridge Rectifiers, suitable for Battery Chargers 6 and 8 volt output:
2 amp..... 7/-
3 amp..... 10/-
4 amp..... 12/6
5 amp..... 14/6

T.S.L. SUB-MINIATURE COMPONENTS
Solid Dielectric Tuning Condenser, Type PVC-2M.
Capacity Aerial 196pF OSC 87pF, size 1 x 1/2 x 1/8 in., 17/6 each.
I.F. Transformers, set of 3 and Oscillator Coil, size of each 1/2 x 1/8 x 1/8 in. high, per set 21/-.
Driver Transformer, Type TR 190/EIP. Ratio 2 : 1+1. Size 1/2 x 1/2 x 1/8 in., 6/3 each.
Output Transformer, Type TR 190/EIE. Ratio 5.3 to 1, Primary Impedance 240 ohms. Secondary 10 ohms. Max. Output 800 mW. Size 1 x 1/2 x 1/8 in., 6/3 each.
TSL-Lorenz Loudspeakers. 2 1/2in. diameter speaker designed for miniature receivers, 4/500mW, impedance 10 ohms. Frequency response 120-14,500 c/s, price 25/-.

PRACTICAL WIRELESS 6 TRANSISTOR POCKET SUPERHET
Osrom Dualwave Ferrite Rod Aerial 10/-.
Transistor Oscillator Coil and I.F. Transformers 22/6.
Repanco Transformer TT9, 12/6.
Repanco Transformer TT10, 12/6.

J. B. Condenser with Internal Screen and Tapped Spindle 9/6.
2 Bank 60pF Trimmer 1/10.
Ardenite Volume Control with switch 10/6.
Ardenite Wave Change switch, 3 position 3/9
Celestion 2 1/2in. 3 ohms speaker 26/8.
Diode OA81 4/-.
Send for our Detailed Price List.

Printed Circuit Version of the PW Pocket Superhet. All components available from stock. Complete Kit £9 15s. 0d. Full detailed shopping list, point to point wiring diagram, fully illustrated 1/6.

Coil Set (Osc. and 3 I.F.T.'s)	22/6
Driver Transformer	11/6
Output Transformer	10/6
Ferrite Rod Aerial	10/-
Printed Circuits	9/-
O Gang Condensers	11/-
Volume Control V.C. 1545	10/6
Switch	3/6
Hardware Kit	4/6
Transistors (set of 6 plus crystal diode GD9)	70/-
Speaker	19/10
Case	7/6
Complete Kit of Condensers	15/-
Complete Set of Resistances	6/6
Trimmers (2)	2/8

All above components are brand new and are fully guaranteed.

Output Transformer, 5000/3 ohms, 60mA, 5/9.
10" Elac loudspeakers, 25/-.
Collaro Conquest, with Studio Pick-up, £6.19.6.
Acos Crystal Stick Mic. 39/1, £1.19.6.
Decamatic Amplifier with speaker, 85/-.
Bib Recording Tape Splicer, 18/6.
Mullard Circuits for ARF Amplifiers, 8/6.
TRF Kit Complete, £5.10.0.
Line Output Transformer for Pye V4, etc. 55/2.
Repanco DRR2 Dual Range Coil, with reaction, 4/-.

Rectifier RM4, 250v, 275mA, 18/6.
Microphone Transformer 100-1 ratio, 12/-.
Elac 8" x 5" Loudspeaker, 25/6.
Garrard TA Mk.II, Single Player, £8.10.0.
TSL Crystal "Stick" Microphone MX3, 45/-.
Gelosco 9010 Telephone Adaptor, 45/-.
Repanco Mini 3, 3 Transistor Kit, £7/10.0.
Pifco All-in-one Radio Meter, 32/6.
Repanco TT 10 Push-pull Output Trans. 12/6.
Linecord 3 way, 0.3A, 600 ohm per ft, 1/9 yd.

4" Square Tweeters, Elac or Plessey, 12/6.
100 Assorted Resistances 1/1 watt, 12/6 per 100.
Crystal Cartridge BSR Type TC8, 15/6 ea.
Diodes—OA81, GEX 34, OA70, etc., 4/- ea.
7" Plastic Tape Spool Emitape, 3/- each.
Charger Transformers 2v, 6v and 12v, 4A, 21/9.
Rectifiers, RM1, 5/9; RM3, 7/3; M1, 2/8.
12" Heavy Duty, 15 watt Speaker, 105/-.
BSR Monarch UA14, in 2-ton Grey, £8.19.6.
Acos Dust Bug for Autochangers, 23/4.

Elstone Multi-Ratio Output Transformer, 10 watts, 23/-.
Westinghouse LW9 Rectifier, 250v, 250mA, 19/6.
WB Stentorian HF 1012, 10 watts, 95/- ea.
BSR Monarch UAB, Record Changer, £6.19.6.
Scotch Recording Tape 150/18, 7" spool, 50/-.
Wireless World Radio Valve Data Book, 5/-.

Taylor Model 127A Multi-Meter £10.0.0.
High Resistance Headphones, 4000 ohms, 13/6.
Repanco FS3 Ferrite Slab Aerial, 7/6.
Multicore Savbit Solder, 5/-.
Henley Solon Instrument Iron, Model 625, 24/-.
J.B. "O" Gang Condenser, 365pF, 1 gang, 7/6.
Belling Lee Diplexer, L1338, 11/-.



**103 LEEDS TERRACE
WINTOUN STREET
LEEDS 7**

TERMS: Cash with order or C.O.D. Postage and Packing charges extra; as follows: Orders value 10/- add 1/-; 20/- add 1/6; 40/- add 2/-; £5 add 3/- unless otherwise stated. Minimum C.O.D. free and postage 3/-.
For full terms of business see inside cover of our catalogue. Personal Shoppers 9 a.m. to 5 p.m. Mon. to Friday; Saturday 10 a.m. to 1 p.m.

RETURN-OF-POST SERVICE

We offer a really efficient Mail Order Service on all items stocked. All cash orders are dealt with on the day of receipt. Hire purchase orders are subject to slight delay but this is kept to the absolute minimum.

GRAMMOPHONE EQUIPMENT

ALL LATEST MODELS ALL POST FREE	Cash Price	Hire Purchase Deposit	Mthly/Pmts.
RECORD CHANGERS			
GARRARD RC210 (GC8 PU) ..	£9.19. 6	£1.19. 6	12 of 15/-
B.S.R. U4H Monarch (TC8 PU) ..	£7.15. 0	£1.11. 0	12 of 12/-
B.S.R. U4S Monarch (TC8 PU) ..	£7. 5. 0	£1. 9. 0	12 of 11/4
B.S.R. U4H Monarch (TC8S Stereo/L.P/78) ..	£8.19. 0	£1.16. 0	12 of 13/6
SINGLE RECORD PLAYERS			
GARRARD TA (GC8 PU) ..	£8.10. 0	£1.14. 0	12 of 13/-
B.S.R. TU9 (TC8 PU) ..	£4.10. 0	£1. 5. 0	3 of £15.0
COLLARO RP594 (O. P or T PU) ..	£9.18. 9	£1.18. 9	12 of 15/-
TRANSSCRIPTION UNITS			
COLLARO TRP 594 (TR38 PU) ..	£13.18. 3	£2.16. 3	12 of £10.4
GARRARD JHF (GC8 PU) ..	£18. 9. 9	£3.15. 9	12 of £17.0

Many of the above can be supplied for stereo working. See our Gramophone Equipment List for details.

LOUDSPEAKERS

	Cash Price	Hire Purchase Deposit	Mthly/Pmts.
GOODMANS			
A-Som 110. 10in. ..	£5. 0. 0	£1.10. 0	3 of £1. 6. 8
A-Som 112. 10in. ..	£8.10. 0	£1.14. 0	6 of £1. 6. 0
A-Sette. 3in. ..	£6.12. 1	£1. 7. 1	6 of £1. 0.10
A-Som 309. 12in. ..	£11. 5. 9	£2. 5. 9	12 of 16/8
A-Som 400. 12in. ..	£16. 1. 0	£3. 4. 0	12 of £1. 3. 7
Audion 60 18ass. 12in. ..	£9.12. 9	£1.15. 9	12 of 14/6
Trebux Tweeter ..	£6. 4. 0	£1. 5. 0	6 of 18/10
CX 5000 Cross-over unit ..	£1.19. 0	—	—
WHILEY			
HF1016. 10in ..	£7.12. 3	£1.11. 3	6 of £1. 3. 6
HF1012. 10in ..	£4.15. 0	£1.10. 0	3 of £1. 5. 0
HF816. 8in ..	£6.10. 0	£1. 6. 0	6 of £1. 0. 8
TF6. 8in ..	£6. 3. 9	£1. 3. 9	6 of £1. 0. 0
T10 Tweeter ..	£4. 4. 0	£1. 4. 0	3 of £1. 3. 4
T35 Tweeter ..	£1.13. 3	—	—
CX3000 Cross-over unit ..	£1.10. 0	—	—
CX1500 Cross-over unit ..	£1.18. 3	—	—

LATEST TEST METERS

	Cash Price	Hire Purchase Deposit	Mthly/Pmts.
AVO Model 8 ..	£23.10. 0	£4.14. 0	12 of £1.14. 6
AVO Model 8 with leather carrying case ..	£27. 8. 0	£5. 8. 0	12 of £2. 0. 4
AVO Model 7 ..	£19.10. 0	£3.18. 0	12 of £1. 8. 8
AVO Model 7 with leather carrying case ..	£23. 8. 0	£4.12. 0	12 of £1.14. 6
AVO Multicolor with leather carrying case ..	£21.0. 0	£1.18. 0	12 of 14/4
Faylor Model 127A ..	£11. 9. 0	£2. 5. 0	12 of 17/-
CAB A 40 ..	£10. 0. 0	£2. 0. 0	12 of 15/-
CAB A 40 ..	£4.17. 6	£1. 7. 6	3 of £1. 6. 8
CAB B 29 ..	£6.10. 0	£2. 0. 0	3 of £1.13. 4

Full details of any of the above supplied free on request.

BLANK CHASSIS

The very latest blank chassis for the home constructor. Packed flat for easy and safe posting. These are made in bright tinplate and have the top plate and four side channels packed flat complete with nuts and bolts assembly. The top plate is completely flat for easy drilling before assembly. Earth connections can be made directly by soldering. Available in the following sizes: 7 x 5 x 2in., 4/9. post 1/3. 10 x 5 x 2in., 5/3. post 1/4. 10 x 7 x 2in., 6/-, post 1/8. 14 x 5 x 2in., 7/3. post 1/6. 14 x 10 x 2in., 8/6. post 1/9.

NEW ILLUSTRATED LISTS

Illustrated lists are available on LOUDSPEAKERS, TAPE DECKS, TEST GEAR, RECORDING TAPES, GRAMMOPHONE EQUIPMENT. Any will be sent free upon request.

TAPE DECKS

	Cash Price	Hire Purchase Deposit	Mthly/Pymts.
B.S.R. TD2 ..	£23.19. 6	£1.16. 6	12 of 13/7
COLLARO STUDIO ..	£12.19. 6	£2.12. 6	12 of 19/5

All cartilage free.
All components in stock for the Mullard Tape "C" Pre-Amplifier Kit. Fully detailed list available.

"BRAND FIVE" RECORDING TAPES

Double play: 1,200ft. (5in.). 37/6; 2,400ft (7in.). 60/-.
Long play: 900ft. (5in.). 19/5; 1,200ft. (5in.). 23/6; 1,800ft. (7in.). 35/-.
ALL POST FREE!

STEREO COMPONENTS

Morganite ganged potentiometers as specified for the Mullard circuits. Loaf/Anti-Loaf, 500k, 1 meg., 2 meg. Loaf/Loaf, 250k, 1 meg., 2 meg. Lin/Lin, 500k, 1 meg. All £16 each.
All drilled with Denco Chassis for the Mullard circuits. All drilled with Denco front panel. Three Valve Stereo Amplifier Chassis, 22/-, Seven watt Stereo Amplifier Chassis, 24/6. Stereo Pre-Amplifier Chassis, 24/6. Set of switches for Pre-Ampl. 34/6. Pick-up cartridges. B.S.R. TC65 £2-4.11. Ronette DC284, £3-19.6. Both are turn-over types for Stereo. LP and 78 records. List of all components for Mullard Stereo Designs is available.

JASON FM TUNER KITS

We supply kits for the Jason FMT1, FMT2 and FMT3 (Fringe) Tuners with variable tuning also the JTV2 and Mercury 2 Switched Tuners with TV Sound. We take great care in the making up of these kits to ensure that every item needed is included and we can confidently claim that our kits are the best and most complete available. We are continually receiving compliments on the quality and above all the completeness of our kits. Prices: Standard Tuners; FMT1, complete kit, £6.19.6; Power Pack kit, £2.12.6; FMT2, complete kit, less power supply, £8.9.6; Kit with power supply, £10.8.6. Fringe Tuner; FMT3, kit, less power supply, £10.8.6; Kit with power supply, £12.7.6. FM/TV Switched Tuners; JTV2, complete kit, £15.17.6; Mercury 2, complete kit, £11.7.6. (Important. When ordering JTV2 and Mercury 2 kits it is essential to give supplied complete with valves and instruction manual. Hire Purchase terms available. Fully detailed lists are available free upon request. Instruction manuals available as follows. Data Booklet for FMT1, FMT2 and FMT3, 2/10. JTV2, 3/10. Mercury 2, 3/10. All post free.

MULLARD CATHODE RAY TUBES

ALL AT THE NEW REDUCED PRICES
We supply both Mullard Radiant Screen (Brand new factory fresh) and Mullard Lumenar (Re-builds by Mullard with reclaimed bulbs—all other parts brand new). List of types available with prices and hire purchase terms available.

OUTPUT TRANSFORMERS

GILSON W069A, W069B, 50/6, post 2/-, W0710, W0710/8K, 55/6, post 2/-, W0692, 62/3, post free; W0767, 27/-, post 1/6.
PARTHIDGE P3667, 52/6, post 2/-; P4014, 98/6, post free; P4131, 60/-, post free; P3501A, 99/-, post free; P3202, P3203, 95/-, post free.
PARMELO, P2641, 27/-, post 1/6; P2643, 41/3, post 2/-.
ELSTONE, OT3, 25/-, post 1/6; OT/ML, 45/-, post 2/-.

AMPLIFIER KITS

We have full stocks of all components for the Mullard 510, Mullard 2 and 3 Valve Pre-Amplifiers, GEC 912 Pans. Fully detailed list on any of these sent upon request. Instruction Manuals, Mullard. All Mullard Audio Circuits in "Circuits for Audio Amplifiers", 9/5. GEC 912, 4/6. All post free.

HIRE PURCHASE TERMS

are available on any item. Repayments may be spread over 3, 6 or 12 months. Details as follows: Three months; Deposit 6/- in the £. Service charge 5 per cent but minimum charge of 10/-. Six and Twelve months; Deposit 4/- in the £. Service charge 10 per cent, but minimum charge 20/-.

TERMS OF BUSINESS

Cash with order or C.O.D. We charge C.O.D. orders as follows. Up to £3, minimum 2/6. Over £3 and under £5, 1/6. Over £5 and under £10, 1/8. Over £10, no charge. Postage extra on C.A.S.I. orders under £3 extra on where stated. Postage extra on overseas orders irrespective of price.

WATTS RADIO
(MAIL ORDER) LTD.

54 CHURCH STREET, WEYBRIDGE, SURREY
Telephone: Weybridge 4556

Please note: Postal business only from this address



Stern's "Fidelity" TAPE RECORDERS

**BEFORE YOU BUY
— YOU SHOULD
HEAR THESE**

**RECORDERS. THEY ARE COMPARABLE
TO THE MUCH HIGHER-PRICED MODELS**

There are no better value-for-money Tape Recorders on the market—if you can't call and hear them, send S.A.E. for fully descriptive leaflets.

MODEL CR3/6 Incorporates the New COLLARO "STUDIO" TWIN TRACK 3-speed Deck H.P. Terms: Deposit £7.15.0 and 12 months of £39.10.0 £2.17.11.

MODEL 1CR3/T Incorporates the very popular 3-speed COLLARO Mk. IV "TRANSCRIPTOR", Deck £47.10.0 which has both upper and lower tape tracks. H.P. Terms: Deposit £9.10.0 and 12 months of £3.9.8.

MODEL TR3/Mk. VI Incorporates the New £49.10.0 TRUVOX Mk. VI TWIN TRACK 2-speed Tape Deck H.P. Terms: Deposit £9.18.0 and 12 months of £3.12.7.

All prices quoted provide for the COMPLETE RECORDER including CRYSTAL MICROPHONE and 1,200 ft. Spool of Tape.

Each Model incorporates the highly successful HF/TR3 Amplifier (described opposite) thus ensuring truly "Hi-Fi" record and playback facilities.

TAPE AMPLIFIERS and PRE-AMPLIFIERS PRESENTED FROM MULLARD DESIGNS

MODEL HF/TR3 TAPE AMPLIFIER
(Mullard Type "A" design)
A very high quality Amplifier incorporating 3-speed treble equalisation, using the latest FEROXURE POT CORE INDUCTOR, FOR COLLARO-TRUVOX-BRENNELI-WEARITE or MOTEK Tape Decks, has GILSEN Output Transformer. Includes separate Power Supply Unit.

KIT OF PARTS £12.15.0 OR **ASSEMBLED £16.10.0**
H.P. Deposit £3.6.6 and 12 months at £1.4.2.

MULLARD TYPE "C" TAPE PRE-AMPLIFIER—ERASE UNIT

The "Hi-Fi" link to add full tape recording facilities to High Fidelity home installations. Incorporates FEROXURE POT CORE PUSH PULL OSCILLATOR and 3-speed treble equalisation by FEROXURE POT CORE INDUCTOR FOR WEARITE-COLLARO-TRUVOX-BRENNELI or MOTEK TAPE DECKS. Includes separate power Supply Unit.

KIT OF PARTS £14.0.0 H.P. £3.8.0 Deposit and 12 months £1.4.11. OR **ASSEMBLED £17.0.0**

FOR THE HOME CONSTRUCTOR SPECIAL 'COMBINED ORDER' PRICES

- (a) The COLLARO "STUDIO" TAPE DECK and our Mullard Type "C" PRE-AMPLIFIER and POWER Unit Assembled and Tested... **£29.10.0**
H.P. Deposit £5.18.0 and 12 months £2.3.3.
- (b) As above but TYPE "C" PRE-AMPLIFIER supplied as complete KIT OF PARTS... **£26.10.0**
- (c) The COLLARO Mk. IV TAPE DECK and the MULLARD TYPE "C" PRE-AMPLIFIER and Power Unit assembled, tested... **£35.0.0**
H.P. Deposit £7. and 12 months £2.11.4.
- (d) As (c) but Type "C" as COMPLETE KIT OF PARTS... **£32.0.0**
- (e) The TRUVOX Mk. VI DECK and the assembled Type "C" Pre-amplifier and Power Unit... **£40.0.0**
H.P. Deposit £8.0.0, and 12 months £2.18.8.
- (f) As above but Type "C" as complete KIT OF PARTS... **£36.10.0**
- (g) The BRENNELI Mk. V DECK and the assembled Type "C" PRE-AMPLIFIER and POWER UNIT... **£46.0.0**
H.P. Deposit £9.4.0, and 12 months £3.7.6.
- (h) As (g) but Type "C" as complete KIT OF PARTS... **£43.0.0**
- (i) The WEARITE 4A DECK with TYPE "C" assembled and tested... **£56.0.0**
H.P. Deposit £11.4.0, and 12 months £4.2.1.
(Carriage and Insurance on above quotes 10/- extra.)

- (a) COMPLETE KIT to build the HF/TR3 Amplifier together with the COLLARO "STUDIO" DECK... **£25.10.0**
- (b) As above but with HF/TR3 supplied ASSEMBLED and TESTED... **£29.0.0**
H.P. Deposit £5.16.0, and 12 months £2.2.6.
- (c) COMPLETE KIT to build the HF/TR3, together with the Mk. IV COLLARO "TRANSCRIPTOR" TAPE DECK... **£30.15.0**
(£1 extra if we are required to wire up Deck Switch Banks.)
- (d) As above but HF/TR3 supplied ASSEMBLED and TESTED... **£34.10.0**
H.P. Deposit £7.0.0, and 12 months £2.10.5.
- (e) extra if we are required to wire up Deck Switch Banks.)
- (e) COMPLETE KIT to build the HF/TR3 together with the NEW TRUVOX Mk. VI TAPE DECK... **£36.0.0**
- (f) As above but HF/TR3 supplied ASSEMBLED and TESTED... **£39.10.0**
H.P. Deposit £7.18.0, and 12 months £2.17.11.
- (g) COMPLETE KIT to build the HF/TR3 AMPLIFIER with the BRENNELI Mk. V TAPE DECK... **£41.10.0**
- (h) As above but HF/TR3 supplied ASSEMBLED and TESTED... **£45.0.0**
H.P. Deposit £9.0.0, and 12 months £3.6.0.
- (i) THE WEARITE 4A DECK with assembled and tested HF/TR3 Amplifier including WEARITE Head Lift Transformer... **£55.0.0**
H.P. Deposit £11.0.0, and 12 months £4.0.8.

Carriage and Insurance on each above is 10/- extra.
Attractive PORTABLE CASE is available to accommodate the TRUVOX or COLLARO TAPE DECKS and we offer it, together with ROLA/CELESTION 10 x 6 in. LOUDSPEAKER—ACOS CRYSTAL MICROPHONE—and 1,200ft. SPOOL E.M.I. TAPE—ALL FOR £9.10.0. Carriage and Insurance 5/- extra.

A LARGE PURCHASE OF BRAND NEW AND FULLY GUARANTEED TRUVOX and GARRARD TAPE EQUIPMENT

ENABLES THESE OUTSTANDING PRICE REDUCTIONS

The "MODEL HF/G2R" PORTABLE TAPE RECORDER (Original Price £33.0.0)

FOR ONLY 22 gns.

H.P. Dep. £4.14.0, 12 months £1.13.9. (Carr. & Ins. 10/- extra.)
Incorporates THE LATEST GARRARD "MAGAZINE" TAPE DECK and a HIGH QUALITY AMPLIFIER which is entirely based on the very successful MULLARD TYPE "A" DESIGN and specifically developed to operate the GARRARD DECK. PRICE INCLUDES SUPPLY OF THE GARRARD TAPE MAGAZINE and a FULL SPOOL OF DOUBLE PLAY TAPE. Comprises a Twin Track Recorder operating at 3 1/2 in/sec. speed and providing up to 1 hour 10 mins. playing time. Truly "Portable", weighs only 22 lbs. Outstanding features are excellent performance and simplicity of operation.

The "MODEL TR3/MkIV" PORTABLE TAPE RECORDER (Original Price £49.10.0)

FOR ONLY £36.10.0 Price includes a 7" spool of EMI tape!

H.P. Dep. £7.6.0, 12 months £2.13.6 (Carr. and Ins. 10/- extra.)
Incorporates the Truvox MkIV Tape Deck, Rola/Celestion 9 x 5 in. Loudspeaker and the Truvox Type "K" Amplifier specifically developed by Truvox Ltd to correctly operate their MkIV Tape Deck. As a result we are able to present a highly perfected tape recorder providing sound reproduction which truly justifies the title "High Fidelity".
A Twin Track Two speed model operating at 3 1/2 and 7 1/2 in/sec. speeds and incorporating Magic Eye Indicator, Safety Button. (Prevents accidental erasure). Ext. Speaker, output, tone and volume controls.

FULLY DESCRIPTIVE LEAFLETS ON ALL OF ABOVE ARE AVAILABLE—BUT PLEASE ENCLOSE S.A.E. AND STATE WHICH LEAFLET IS REQUIRED.

STERN RADIO LTD.

STERN'S MULLARD DESIGNS

Designed by MULLARD—presented by STERN'S strictly to specification


COMPLETE KIT OF PARTS—

MULLARD "5-10" MAIN AMPLIFIER

For use with the MULLARD 2-valve pre-amplifier with which undistorted power output of up to 10 watts is obtained. We supply SPECIFIED COMPONENTS AND NEW MULLARD VALVES, including PARMEKO MAINS TRANSFORMER and choice of the latest Ultra-Linear PARMEKO or the PARTRIDGE Output Transformer. PRICE COMPLETE KIT (PARMEKO Output Trans.) **£10.00**

Alternatively we supply ASSEMBLED and TESTED **£11.10.0**

ABOVE INCORPORATING PARTRIDGE OUTPUT TRANSFORMER. **£1.6.0 EXTRA**



MULLARD'S PRE-AMPLIFIER TONE CONTROL UNIT

Employing two EF86 valves, and designed to operate with the MULLARD MAIN AMPLIFIERS, but also perfectly suitable for other makes.

PRICE COMPLETE KIT OF PARTS **£6.6.0** ASSEMBLED AND TESTED **£8.0.0**

Supplied strictly to MULLARD'S SPECIFICATION and incorporating:

- Equalisation for the latest R.I.A.A. characteristics.
- Input for Crystal Pick-ups, and variable reluctance magnetic types.
- Input (a) Direct from High Imp. Tape Head. (b) From a Tone Amplifier or Pre-amplifier
- Sensitive Microphone Channel. ● Wide range BASS and TREBLE Controls.



COMPLETE MULLARD "5-10" AMPLIFIER

The popular and very successful complete "5-10" incorporating Control Unit providing up to 10 watts high quality reproduction. Only Specified Components and new MULLARD VALVES are supplied including PARMEKO MAINS TRANSFORMERS and choice of the latest PARMEKO or PARTRIDGE ULTRA-Linear Output Transformers.

KIT OF PARTS **£11.10.0** OR ASSEMBLED and TESTED **£13.10.0**

HERE PURCHASE (Assembled Amp. only). DEPOSIT **£2.14.0** 12 months at 19/10. ABOVE INCORPORATING PARTRIDGE OUTPUT TRANS. **£1.6.0 extra**



COMPLETE MULLARD "3-3"

THE IDEAL AMPLIFIER FOR A SMALL HIGH QUALITY INSTALLATION PROVIDING EXCELLENT REPRODUCTION OF UP TO 3 WATTS OUTPUT

COMPLETE KIT **£7.10.0** OR ASSEMBLED and TESTED **£8.19.6**

(plus 6/6 carriage and insurance) H.P. Terms: Deposit **£2.0.0** and 8 months at **£1.0.0**. Complete to MULLARD'S SPECIFICATION including Mullard valves and a PARMEKO OUTPUT TRANSFORMER.

PRICE REDUCTIONS

- (a) The KIT OF PARTS to build both the "5-10" Main Amplifier and the 2-valve PRE-AMP CON- **£15.15.0**
TROL UNIT.....
- (b) The "5-10" and the 2-stage PRE-AMP both ASSEMBLED and TESTED H.P. Dep. **£3.16.0** and 12 months of **£1.7.8**.....
- (c) The KIT OF PARTS to build the DUAL-CHANNEL "3-3" AMPLIFIER and the DUAL-CHANNEL PRE-AMPLIFIER CON- **£21.10.0**
TROL UNIT.....
- (d) The DUAL-CHANNEL "3-3" AMPLIFIER and the DUAL-CHANNEL PRE-AMPLIFIER CONTROL UNIT BOTH ASSEMBLED and **£25.0.0**
TESTED.....
- H.P. Terms: Deposit **£5** and 12 months of **£1.6.8**.....
- (e) THE KIT OF PARTS to build one "5-10" MAIN CHANNEL and the DUAL-CHANNEL PRE-AMP CONTROL UNIT **£21.10.0**
AMP CONTROL UNIT.....
- (f) ONE "5-10" AMPLIFIER and the DUAL-CHANNEL PRE-AMPLIFIER both ASSEMBLED and **£25.0.0**
TESTED.....
- H.P. Terms: Deposit **£5**, 12 months of **£1.16.8**.....
- (g) KIT OF PARTS to build Two "5-10" MAIN AMPLIFIERS incorporating Parmeko Output Transformers and the DUAL-CHANNEL PRE-AMPLIFIER CONTROL **£31.0.0**
UNIT.....
- (h) TWO "5-10" AMPLIFIERS and the DUAL-CHANNEL PRE-AMPLIFIER CONTROL UNIT BOTH **£36.0.0**
ASSEMBLED & TESTED.....
- H.P. Terms: Deposit **£7.4.0**, 12 months **£2.12.0**.
Carriage and Insurance 7/6 extra. Prices quoted are subject to **£1.6.0** extra for Partridge Transformer.

STEREO PRE-AMPLIFIER

This model incorporates two Mullard 2-valve Pre-Amplifiers combined into a single unit enabling it to be used for both STEREO-PHONIC or MONAURAL operation. It is designed primarily to operate with our range of MULLARD MAIN AMPLIFIERS but will also operate equally well with any make of Amplifiers requiring an input of 250 m/volts.



COMPLETE KIT OF PARTS **£21.10.0** ASSEMBLED AND TESTED **£15.0.0**

H.P. **£3** Dep. and 12 mths. at **£1.2.0**

MODEL L.L. one microphone input matched for moving coil or Ribbon Mike. **£1.17.0 extra**.

STEREO "3-3" MAIN AMPLIFIER

Comprises two MULLARD 3-3 Main Amplifiers on one chassis. Operates with MULLARD STEREO PRE-AMPLIFIER. Output power 6 watts. Inputs for Crystal Pick-up and Radio Tuner.

KIT OF PARTS **£10.0.0** OR ASSEMBLED **£11.15.0**

COMPLETE STEREO AMPLIFIER

Meets the many requests for a low priced but good quality Stereo-Phonic Amplifier. Output power is 4 watts and suitable for Crystal Pick-ups.

KIT OF PARTS **£8.10.0** OR ASSEMBLED **£10.10.0**

RECORD PLAYERS

THE LATEST MODELS ARE IN STOCK, MANY AT REDUCED PRICES

- SEND S.A.E. FOR ILLUSTRATED LEAFLET
- B.S.R. MONARCH UAs 4-speed mixer Autochanger with Crystal Pick-up. **£6.19.6**
 - The NEW COLLARO MODEL RP594 4-speed Single Record Player. Studio Cartridge. **£9.18.9**
 - The COLLARO "CONQUEST" 4-speed Autochanger Studio Pick-up. **£7.10.0**
 - The COLLARO 4-speed Single Record Player. Studio Pick-up. **£6.9.6**
 - THE NEW B.S.R. Model UA12 in Stock. A4 "SPEED" MIXER AUTOCHANGER. **£8.7.6**
 - UA12 also available incorporating the B.S.R. STEREO Pick-up, plays L.P. and 78 Records. **£10.10.0**
 - GARRARD MODEL TA Mk11 4-speed Player fitted high output Crystal Pick-up. **£8.10.0**
 - GARRARD MODEL RC4111 Autochanger 4 speeds. High output. Crystal Pick-up. **£10.10.0**
- Carriage and Insurance on each above, 5/- extra.
H.P. TERMS AVAILABLE ON EQUIPMENT OVER **£9**. DESCRIPTIVE LEAFLETS AVAILABLE FOR ALL EQUIPMENT. PLEASE SEND S.A.E.

MULLARD FOUR CHANNEL MIXER UNIT

Sell powered with Cathode follower output. Incorporates Two inputs for MICROPHONES One for CRYSTAL PICK UP and a fourth for RADIO or TAPE



Complete Kit of Parts **£8.8.0**
Assembled and Tested **£10.0.0**

TERMS: Deposit **£2** and 12 months at 15/-

Mk.11 "Fidelity" FM TUNING UNIT

An attractively presented Unit incorporating MULLARD PERMEABILITY TUNING HEART and corresponding Mullard valve line up. FOR THE CONSTRUCTOR **£10.10.0** ASSEMBLED **£14.5.0**

A SPECIAL CASH OFFER !!

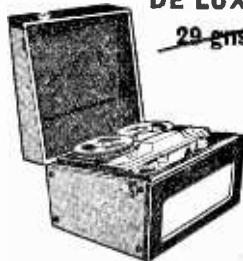
This very attractive PORTABLE AMPLIFIER CASE together with a good quality GRAM AMPLIFIER and a matched P.M. SPEAKER. FOR ONLY **£8.7.6** (plus 7/6 Carr. & Ins.)



The amplifier consists of a 2-stage design incorporating 3 modern B.V.A. valves and has separate BASS and TREBLE CONTROLS. The Portable Case will also accommodate almost any make of Autochanger. WE ALSO SUPPLY SEPARATELY—
(a) The 2-stage (plus Rectifier) AMPLIFIER **£4.2.6**
(b) THE PORTABLE CARRYING CASE **£3.17.6**
(c) 6in. P.M. SPEAKER 18/9 Carriage and Insurance 4/- extra.

Dept. P.W. 109 FLEET ST., LONDON, E.C.4
Telephone: FLEET STREET 5812/3/4

DE LUXE TAPE RECORDER



~~29 gns.~~ **OUR PRICE 18 gns.**

Beautifully styled rexine covered cabinet in Red/Beige, with carrying handle. Size: 14½ x 13 x 9½in. Storage space in lid for tapes and mike. Speed 3½in. per second. Compact set using latest 5-valve amplifier. B.S.R. Tape Deck. 5½in. standard tape. Fully guaranteed. Ins. and Carr. 12/6. Terms available.

The "STUDIO TWIN"

~~40 GNS.~~ **29 GNS.**

Quality Tape Recorder at amazing low price. 7in. Standard reels. Latest Studio 3-speed Deck, 1½, 3½, 7½ i.p.s. Includes Twin Track reverse counter. Pause control and magic eye recording indicator. Volume and tone control, superimpose switch, 3 watts output. Attractive cabinet in Beige. Size: 19 x 13 x 8in. Fully guaranteed. Terms available. Ins. and Carr. 12/6. Mike 27/6 extra. Tapes 25/-.



DE LUXE TAPE RECORDER CABINET

ONLY 29/9




Beautifully made Tape Recorder Cabinet. Size: 13 x 10½ x 7in. Covered in two-tone coloured rexine cloth. Stylish design. Carrying handle and detachable lid. Easily adapted to Record Player Cabinet. P. & P. 4/6.

B.S.R. "MONARDECK" £9.9.6
Single speed. 3½ i.p.s. Uses 5½in. spools. Size 13 x 8½ x 2½in. P. & P. 4/6.

COLLARO "STUDIO" TAPE DECK £12.19.6
3 motors, 3 speeds. Takes 7in. spools. Press-button controls. P. & P. 5/6.

RECORD PLAYER CABINET

R.P.2.



RECORD PLAYER CABINET 19/6 R.P.9. A lightweight portable cabinet by famous manufacturer. Size 14½ x 11½ x 6in. in Cream. Complete with moulded deck board of attractive design. Takes B.S.R. TU9 single player; 2 control amplifier; 5in. round speaker. P. & P. 4/6.

RECORD PLAYER CABINET 29/6 R.P.1. 2 control, portable cabinet. Imprecable finish in smart two-tone colour scheme. Size 14½ x 6½ x 14½in. P. & P. 4/6.

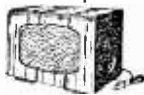
ONLY 59/6

Made by famous manufacturer. Size: 16 x 14½ x 8½in. deep. Carr. and Ins. 4/6.

SPEAKERS SALE EXTENSION SPEAKERS

19/9

Bin. P.M. Speaker fitted into polished cabinet. Complete. Switch and flex included. P. & P. 3/9.



CONTEMPORARY EXTENSION SPEAKERS 19/9

Covered in smart two-tone leatherette colour scheme. Beautifully made. Including Bin. P.M. speaker. P. & P. 3/9.

BARGAIN SPEAKER 5/9
Bin. P.M. Repaired cone defect not affecting reproduction quality.

Bin. P.M. SPEAKER 6/9
As above but with output transformer.

Bin. P.M. SPEAKER 9/9
Highest quality. Fitted o/p/t transformer. **ELLIPTICAL SPEAKERS 15/9**
8 x 3in. and 7 x 4in. Brand new. Post and packing on each, 2/9.

AMPLIFIERS

ALL PORTABLE — 12 months' Guarantee TAPE RECORDER AMP. £7.19.6

Compact, well designed 5-valve amplifier. Output 3.5 watts. Valves: ECC83, ECL82 EL84, EM84. Record level indicator. EZ80. Input for mike, radio and gram. Controls: Record Playback volume and On/Off Playback tone. Dia.: 8½ x 3 x 4½in. Ins. and carr. 4/6. Terms available. Knobs, 2/6 per set. Beautiful perspex dial plate. 3/6. Complete with sockets for Mike. Radio and superimpose switch. **MK. D.1. 59/6.** Brand new. Latest design. Dimensions 7 x 2½ x 5in. Mains isolated 3 watts output. Incorporating ELC82 as high-gain output valve. Volume and tone controls. Knobs 2/6 extra. P. & P. 3/6.

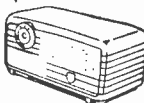
MK. D.J. 87/6. As above but with 3 controls, incorporating a special tone correction circuit for extra base and top boost, giving tone of reproduction seldom heard on a very expensive amplifier. Must be heard to be appreciated. Knobs 3/6 extra P. & P. 3/6.

MK. D.5. 35/6. Simple circuit employing ECL80 triode pentode output valve giving 3 watts output. A.C. only. Mains isolated. Single control for volume and on/off switch with knob. P. & P. 3/6.

BAKELITE CABINET

only 2/9

Brand new. Colour brown. Attractive design. Size 12 x 7 5½in. Ideal for small receivers, converters, etc. P. & P. 3/9.



REPLACEMENT, REBUILT TV TUBES!

12 MONTHS' GUARANTEE

Terms available over 10 weeks

Carr. and Ins. 15/-

21" TUBE £8.10.0
17" TUBE £7.10.0

£2 ALLOWED ON OLD TUBE

12" }
14" } £5.10.0
15" }

£1 ALLOWED ON OLD TUBE

SOLO SOLDERING TOOL

ONLY 12/6



110v., 6v., 12v. (special adaptor for 200/250v., 10/- extra). Automatic solder feed including a 20ft. reel of solder and spare parts. It is a tool for electronic soldering or car wiring. Revolutionary in design. Instantly ready for use and cannot burn. In light metal case with full instructions. Pos 3/6.

RECORD PLAYER CABINET

WITH EXTENSION SPEAKER CABINET

99/6



1960 Show Model Portable in two-tone colours. Suitable for stereo with extension speaker cabinet secured in lid. Size 18 x 14 x 8½ in. Ins. and Carr. 5/6.

SHOW MODEL CABINET 79/6
as above but less Extension Speaker. P. & P. 5/6

COLLARO CONQUEST 4-speed autochanger £7.19.6

B.S.R. MONARCH 4-speed autochanger £6.19.6
ns. & Carr. 5/6

10,000 VALVES TO CLEAR 9d. EACH

DUKE & CO. (LONDON) LTD

621/ Romford Rd., Manor Park, E.12
LF 6001/7. Send for FREE LIST
Liverpool St. Stn. to Manor Park Stn. only 10 mins.

EXCITING NEW PRODUCT EXCLUSIVE TO RELDA TELEPHONE PICK-UP COILS



MODEL FC-8 Induction Pick-up coil enabling conversations to be picked up without tapping of wires or special telephone circuits. Simply place telephone on the pick-up platform and connect lead to the input of any medium gain amplifier or direct to any tape, disc, or wire recorder. Brand new complete with 5ft. shielded cable. FC-8 only. 16/- plus 1/6 p. & p.

MODEL RC-6. Designed to feed into the microphone input of either a tape recorder or any high gain amplifier. Easily attached to telephone by rubber suction attachment. The coil is electrostatically shielded to minimise hum pick-up. When positioned on telephone this model is more than adequate for a fully modulated tape recording. Brand new complete with 5ft. shielded cable. RC-6 only 14/- plus 1/- p. & p.



HI-FI HEADPHONES

These miniature Hi-Fi phones use a high quality permanent magnetic speakers with rektuated voice coil. The soft rubber ear moulds give correct spacing for optimum acoustic load. Each unit has a built-in miniature Hi-Fi transformer to ensure the finest music and voice reproduction. Supplied free is a small transformer unit which steps impedance up to 4000 ohms. Only 15/- P. & P/2/6.



ear moulds give correct spacing for optimum acoustic load. Each unit has a built-in miniature Hi-Fi transformer to ensure the finest music and voice reproduction. Supplied free is a small transformer unit which steps impedance up to 4000 ohms. Only 15/- P. & P/2/6.

VHF RECEIVER 1392

15 valve superhet covering 95-150 Mc/s which includes police, aircraft and amateur bands. Complete with slow motion tuning, tuning meter, circuit diagram, etc. Here is your opportunity to explore the VHF bands on a really sensitive receiver offered at a fraction of original cost. ONLY 26.5.0 Carr. 15/-.

CRYSTAL MIKE INSERTS

1in. dia. 70-8000 c/s response. Brand new. ONLY 6/6. P. & P 6d. 2 for 12/-.



PORTABLE TRANS/RECEIVER No. 18. A self-contained Trans/Receiver for approx. 10 miles. Freq. 6-9 Mc/s. (50-33.3 metres). Valve line-up: 3 ARP-12, 2 AR-8, 1 ATP4. Complete with aerial. H.T. and L.T. meter and all accessories. Weight 2 1/2 lbs. Size 8 x 10 x 17in. Only 50/- Carr. 10/-.

AERIAL VARIOMETERS

These magnificent instruments will enable you to receive maximum signal strength on all S.W. receivers. Precision calibrated control. 12/6. P. & P. 2/6.



MICROPHONES. BRAND NEW. Throat magnetic 4/6; Throat carbon 3/6; No. 8 carbon with switch 6/6; No. 7 moving coil 7/6. Famous power mikes only 5/-. Crystal mike 2/6/6.

Relda's Pick-up Coils require no Electric connections—offer virtually unlimited use.

COMMAND TRANSMITTERS

Complete with all valves, crystal, etc. 3-4 Mc/s, 45/-, 4-5.3 Mc/s. 45/-, 5.3-7 Mc/s. 45/-.

COMMAND RECEIVERS

3-9.1 Mc/s. 60/-, P. & P. 3/6 ea

ONLY 60/- Per Set P. & P. 4/-
Batteries 20/- per Set



PORTABLE TRANS/RECEIVER TWO FOR ONE

Consisting of trans-receiver covering 7.4-9 Mc/s. range up to 10 phones, complete with 15 valves, headphones, microphone, junction box and 8ft. telescopic aerial. Only 120 v. and 3 v. dry battery. **26 Post Free.**



OSCILLOSCOPE MODEL 74

This basic scope represents one of the finest buys we have ever made! Contains Brilliance, Focus, Gain and 2 speed time base controls. Separate X plate terminals. Signal Generator modulated at 2 frequencies over 130-255 Mc/s. Complete with 12 valves, VCR 139A tube, internal A.C. power pack, and complete circuit and technical details.

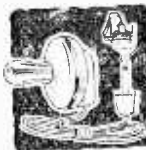


ONLY 97/6 Carr. 12/6

MINIATURE EARPHONE


A really sensitive dynamic earphone of exceptionally fine quality. Provides clear reproduction of music as well as speech. Fully Guaranteed and complete with transparent ear insert, 3 feet cord, sub-miniature plug and socket.

CR-5 High Imp. .. 12/6 Post
MR-4 Low Imp. .. 10/6 1/- each




NEW! TRANSISTOR RADIO

With Miniature Speaker. Simple instructions enable anyone to build this miniature radio. Gives reception over the entire broadcast band. Each kit is supplied with all latest miniature parts including: ★ two transistors ★ ferrite rod ★ speaker ★ coloured plastic case ★ step by step illustrated instructions. Size 4 x 3 x 1in. ONLY 27 6 P. & P 1/6. Battery 1/- ex.



MINIATURE MODEL MOTOR

A really high-speed precision motor with 101 uses: Model control, fan, saw, buffer, etc. Operates from standard battery (3-6 volts). Complete with full instructions at only 5/-. 2 for 10/-, post free.



R.F. UNITS. R.F.24, 20-30 Mc/s. switched tuning. 22/6. R.F. 23, 40-50 Mc/s. switched tuning. 3/6. R.F.27, 65-85 Mc/s. variable tuning. 29/6. Circuits supplied. P. & P. 3/6 on each.

POCKET VOLT TEST METER

Two D.C. ranges: 0-250 v. and 0-25 v. Complete with test prods. and leather case. Very limited quantity. Only 12/6. P. & P. 1/6.



SIGNAL GENERATOR

Model SWO-390 150 Kc/s—390 Mc/s. Frequency Range: 150 Kc/s-150 Mc/s on fundamentals (6 bands), 150 Mc/s-300 Mc/s on harmonics. Calibration Accuracy within ± 1 per cent. Modulation: Internal and external. Attenuation: To -40db. Output: Facilities for high and low. Power Supply: Internal 230 v. A.C. Size: 7 x 10 x 5in. Complete with test leads and instruction manual. ONLY £14.19.6, Carriage 5/6. Fully Guaranteed.

ACCUMULATORS

2 volts 16 A.H. (unspillable). Ideal for 6 and 12 volts supply, etc. Brand new. Original cartons. Size 4in. x 7in. x 2in. 5/6 each. P. & P. 1/6. 3 for 15/- P. & P. 3/6. 6 for 27/6. P. & P. 5/-.



WIRELESS SET No. 19 MK. II

Incorporates TX/RX covering 2-8 Mc/s (37.5-150 metres), and intercom. amplifier. Complete with test valves, 500 microamp check and tuning meter, circuit and instruction book. ONLY 65/- Carr. 10/-

R.C.A. COMMUNICATION RECEIVER AR-88

Undoubtedly the finest communication receiver ever produced for service and laboratory use. Now Relda's exclusive purchase enables you to obtain this Rolls-Royce of communication receivers at the lowest price ever offered.

SPECIFICATION:

Range: 73-550 kc/s and 1.48-30.3 Mc/s. Power Supply: 110/260 v. A.C. Range: 2.5 W into 2.5 of 800 ohm line or H.I. Headphones. Power Output: 2.5 W into 2.5 of 800 ohm line or H.I. Headphones. Sensitivity: From 15 to 2.5 v of 500 mV. Image Ratio: From 100,000 at 60 kc/s to 200 at 28 Mc/s. Circuit: Two R.F. stages (6S6G7); Oscillator (6J5); Frequency Changer (6SA7); Three I.F. stages (6S37); A.V.C.; Detector (6H6); Noise Limiter (6H6); Audio Amplifier (6S37); Power Output (6K5); B.F.O. (6J5); Voltage Regulator (VR-150); Rectifier (5Y3); 1 P.—455 kc/s. Size: 19 1/2 x 11 x 19 1/2 in.

PRICE FULLY GUARANTEED ONLY £37.10.0
Carriage 50/-

MAIL ORDERS TO
(DEPT. P.), 32a COPPIC STREET,
LONDON, W.C.1



CALLERS WELCOME AT
37 TOTENHAM COURT ROAD,
LONDON, W.1 MUS 9806

FREE THIS BOOK WILL INTEREST YOU!

LEARNING the PRACTICAL WAY

Radiostructor
EQUIPMENT COURSES

A NEW-PRACTICAL WAY of UNDERSTANDING

Radio • Television • Electronics

Including: Transistors; VHF/FM; Hi-Fi equipment; Computers; Servo-mechs; Test Instruments; Photo-electrics; Nuclearics, etc.

FOR ... Your Career ... Your Own Business ... An Absorbing Hobby

Radiostructor—an organisation specialising in electronic training systems offers a new self-instructional method using specially designed equipment on a "do-it-yourself" basis.

You learn by building actual equipment with the big kits of components which we send you. You advance by simple steps, performing a whole series of interesting and instructive experiments—with no complicated mathematics! Instructional manuals employ the latest techniques for showing the full story of electronics in a practical and interesting way—in fact—you really have fun whilst learning! Post the coupon below, now, for full details.—

RADIOSTRUCTOR
LEADS THE WORLD
IN ELECTRONICS TRAINING

POST NOW

To RADIOSTRUCTOR (Dept. G82)
READING, BERKS.

Please send brochure, without obligation, to:

★ Name _____

Address _____

2/61

★ **BLOCK CAPITALS PLEASE**

(We do not employ representatives)

Practical Wireless

VOL. XXXVI, No. 648, FEBRUARY, 1961

Editorial and Advertisement
Offices:

PRACTICAL WIRELESS

George Newnes, Ltd., Tower House,
Southampton Street, W.C.2.

© George Newnes Ltd., 1961

Phone: Temple Bar 4363.
Telegrams: Newnes, Rand, London.
Registered at the G.P.O. for trans-
mission by Canadian Magazine Post.

SUBSCRIPTION RATES
including postage for one year

Inland £1.3.0 per annum
Abroad £1.1.6 per annum
Canada 19s. per annum

Contents

	Page
Editorial	869
Round the World of Wireless	870
A Band II Pre-amp.	872
Crystal Controlled CW Trans- mitters	875
Combined Radio and Table Lamp	878
Ceramic Speaker Cabinets	883
80-metre Aerial Coupler	884
A Stereo Amplifier	887
On Your Wavelength	891
Amplified D.C. Transistor Receiver	892
A Versatile Tape Recorder	896
Guitar Tremolo Unit	900
An Efficient Mains Filter	905
High Impedance Voltage Indi- cator	906
Radio Construction for the Beginner—5	913
S.W. Listener's Log—4	914
Simple R-C Bridge	917
Expanding Meter Ranges	921
Club News	922
Trade News	925
Letters to the Editor	929

The Editor will be pleased to consider articles of a practical nature. Such articles should be written on one side of the paper only, and should contain the name and address of the sender. Whilst the Editor does not hold himself responsible for manuscripts, every effort will be made to return them if a stamped and addressed envelope is enclosed. All correspondence intended for the Editor should be addressed to The Editor PRACTICAL WIRELESS: George Newnes, Ltd., Tower House, Southampton Street, London, W.C.2. Owing to the rapid progress in the designs of wireless apparatus and to our efforts to keep our readers in touch with the latest developments, we give no warranty that apparatus described in our columns is not the subject of letters patent.

Copyright in all drawings, photographs and articles published in PRACTICAL WIRELESS is specifically reserved throughout the countries signatory to the Berne Convention and the U.S.A. Reproductions or imitations of any of these are therefore expressly forbidden. PRACTICAL WIRELESS incorporates "Amateur Wireless."

COMMERCIAL BROADCASTING

EVER since commercial radio transmissions were first directed at this country from stations on the Continent, there have been periodic comments in the press and elsewhere on the possibility of introducing sponsored radio broadcasting in the United Kingdom. In our editorial in the October issue, we mentioned an announcement by the Government of the setting up of an inquiry into the future of sound and television broadcasting in this country; this announcement has renewed speculation as to whether commercial radio will soon make its appearance. Those who favour its introduction seem, for the most part, to visualise the eventual establishment of one station for every 50,000 people, perhaps with the use of medium waves by day, and Band II by night. The stations would derive their revenue from advertisements, in much the same way as commercial television.

Upon consideration, this clamour for commercial radio seems to be based on a desire for novelty alone. It appears to us that there is insufficient material and talent for the success of local broadcasting to be ensured. In other countries, even where there is no national network, small local stations have generally had to reduce their standards until programmes have eventually degenerated into an output of almost continuous music, with breaks only for advertisements and news summaries.

It may be argued that because the major commercial transmitter on the Continent with programmes directed at the British Isles is a highly successful concern, then similar sources of entertainment operating in this country would also be a success. This is not necessarily a valid argument: if the number of commercial stations is increased, the popularity of the broadcasts may well deteriorate.

The introduction of sponsored local broadcasts could have serious effects on other advertising media—the press for example. Many small firms would be forced to purchase time on the radio programmes and would have no spare funds to continue their advertising in the local evening newspaper.

We are of the opinion that commercial radio would not improve, but detract, from present programme standards. It is generally admitted that to attract and retain a large listening audience, programme quality must be degraded—commercial television is often cited as evidence of this. The BBC at present provides a balanced service which caters for most tastes—even for minorities. By the nature of its source of revenue, a sponsored network cannot transmit programmes which attract small audiences. Only if the revenue of the stations were derived from the small audience concerned could suitable programmes be transmitted and the method for deriving such an income might well cause difficulties.

If there is an increasing demand for some form of local transmission system, and such a system is ruled to be impracticable, the way out of the *impasse* would seem to be to increase the regional activities of the BBC. Naturally, some modification of the present regional divisions would be necessary, but some form of local broadcasting could be achieved without the attendant disadvantages and possible dangers of a sponsored system.

Our next issue, dated March, will be published on February 7th

Round the World of Wireless

POTENTIAL AND CURRENT NEWS

Broadcast Receiving Licences

THE following statement shows the approximate number of Broadcast Receiving Licences in force at the end of October, 1960, in respect of wireless receiving stations situated within the various Postal Regions of England, Wales, Scotland and Northern Ireland. The numbers include Licences issued to blind persons without payment.

Region	Total
London Postal	745,124
Home Counties	700,802
Midland	513,769
North Eastern	566,763
North Western	483,573
South Western	419,036
Wales and Border Counties	251,622
Total England and Wales	3,680,689
Scotland	419,363
Northern Ireland	126,042
Grand Total	4,226,094

Manuals for Technical Colleges


AN issue of service manuals covering Philips' current radio and television range is to be made to all of the main technical colleges throughout Britain.

Until now, while manuals and other technical information have normally been supplied to technical colleges on request, there has been no "matter of course" issue.

Philips' offer was made direct to the Ministry of Education, and colleges receiving the manuals are being asked to treat the information being made available as confidential and to use it only for academic purposes.

Conference on Microwave Measurement Techniques

THE Electronics and Communications section of the Institution of Electrical Engineers is organizing a conference to discuss recent advances in microwave measurement techniques to be held in the Institution building, Savoy Place, London W.C.2., from the 6th to the 8th September, 1961. The topics to be discussed will include: The measurement of microwave power, frequency, Q factor, impedance, admittance, reflection coefficient and noise.



The 45ft radio telescope which was used during investigations by the Royal Radar Establishment at Malvern into the roughness of the Moon's surface. Future investigations may possibly include Venus, Mars and Jupiter. An English Electric Valve Co. Ltd. M543 2½MW Magnetron is used in this equipment.

The organizing committee will welcome the submission of papers for consideration for inclusion in the proceedings of the conference, and invite intending authors to submit, as soon as possible, and preferably not later than 15th February, 1961, abstracts of not more than 250 words for preliminary consideration.

It is proposed to associate with the conference an exhibition of microwave measurement techniques.

Traffic Radars

THE portable electronic device which measures the speed of passing vehicles made by Marconi's has been ordered for the police forces of fifteen counties in Great Britain. The equipment is now being evaluated by police authorities abroad and Australia, Canada, South Africa and Singapore, are amongst the first countries to try this new apparatus.

In the past two years Marconi's have demonstrated the portable electronic traffic analyser to police authorities and local government departments in Portugal, Italy, France, Austria,

Belgium, Holland and Switzerland.

The first company in Britain to develop a traffic radar device, Marconi's have received in the last twelve months orders for the apparatus totalling about £14,500.

Appointment

THE BBC announces the appointment of Mr. J. D. MacEwan, B.Sc., A.M.I.E.E., A.M.Brit.I.R.E., as Engineer-in-Charge, Television, Birmingham, in succession to Mr H. G. Whiting, A.M.I.E.E., who recently became Regional Engineer, Midland Region.

Mr. MacEwan joined the Operations and Maintenance Department of the BBC in 1947 and after service in Glasgow and Edinburgh he became a member in 1953 of the staff of the BBC's Television Outside Broadcast unit covering Scotland and north-east England. During the following year he was transferred to the television staff in Glasgow.

In 1956 Mr. MacEwan was appointed Senior Lecturer (Technical Operations) at the Corporation's Engineering Training Department, Wood Norton, Worcestershire, which post he

has held until taking up his new duties in Birmingham on 14th November, 1960.

New Zealand's First Broadband Microwave Telephone System

NEW ZEALAND'S capital, Wellington, and the country's largest city, Auckland, are now linked by a 262-mile microwave multi-circuit telephone system supplied by Standard Telephones and Cables Limited, London.

The system may be used, with certain additions, to carry television programmes at a later date, using the existing buildings and equipment.

At present the link has one two-way radio channel capable of carrying 600 simultaneous telephone calls. There is also an identical "standby" radio channel to which the telephone traffic is switched automatically in the event of severe fading or excessive noise on the "working" channel.

The radio terminals for the new 4,000Mc/s radio link are at Hamilton and Palmerston North; these are linked by cables to Auckland and Wellington respectively. There is also a spur connection between Urenui, on the main link, and New Plymouth, on the west coast.

Between Hamilton and Palmerston North eight repeater stations amplify the broadband block of 600 telephone channels. The incidence of earthquake shocks and high winds called for special care in the construction of the masts at these stations. This type of communication system uses a transmitter power of only 5W, concentrated into a very narrow beam. Consequently, the alignment of the aerials must remain correct in all circumstances to maintain the quality of the link.

The automatic supervisory equipment for the microwave link uses a VHF radio system also supplied by STC. This supervisory channel enables faults at repeaters to be reported and identified at the terminal control stations; it also allows the control stations to interrogate each repeater for checking its operational condition.

Sound Reinforcement System

THE contract for an installation at the Aldwych Theatre, London, and covering the provision of a comprehensive sound

reinforcement system, a dressing call system, programme monitoring system, bar interval signals and staff location has been given to RCA Great Britain Ltd.

The object of the sound reinforcement system is to produce sound effects and some incidental music, and not to amplify actors' voices from the stage. The system provides for inputs from remotely controlled tape decks, one disc player and three microphone channels. These six inputs are fed into a patch panel which incorporates input volume controls and switching to enable the six inputs to be pre-selected into four outgoing channels in any combination.

The main/call programme system has some 30 points, and each is so arranged that the programme volume can be altered to zero, but no control over paging calls is possible. The programme is picked up by a single microphone on the circle front, and paging is done from the prompt corner, and the circuit, being normally "dead", is actuated by a push-button on the microphone. Since programme monitoring is continuous, the action of paging automatically reduces the programme level to a pre-set point.

The bar interval signals also use the paging circuit, and by depressing an additional button the backstage paging is cut off and 10 front-of-house speakers


are introduced, conditions reverting to normal when the button is released. The staff location system also uses the paging circuit, and is done from the stage door, but the prompt corner microphone has, of course, overriding facilities.

VHF Sound Broadcasting Station


THE BBC has placed contracts with British Insulated Callender's Construction Co. Ltd. for the supply and erection of the 500ft mast to carry the aerials, and with F. R. Hipperson and Son Ltd., for the construction of the building for the new Oxford television and VHF sound broadcasting station to be built near Beckley, some four miles north-east of the city.

This is one of several low-power stations which the BBC is building to extend and improve the coverage of its television and VHF sound services.

The Oxford station will improve television reception for about a quarter of a million people in the area including Bicester, Thame, Abingdon and Witney. It will also extend the VHF sound service to more than a quarter of a million people, including those in Swindon, and will give improved reception for a further quarter of a million people. It is expected that the station will be completed in about 15 months' time.



An operator actuating the controls of the reading console of the Solartron ERA (Electronic Reading Automaton). The tally roll on the right-hand side has been read by the machine.



a BAND II Pre-Amp

THE coverage of the BBC's F.M. may now be said to range from "satisfactory" to "excellent" in most parts of the country. However, in certain areas, perhaps because of local conditions, reception is difficult or almost impossible using conventional techniques.

Initially, if signals are weak, it would seem only necessary to use a sufficient degree of amplification. However, upon further consideration, it is realised that the limit to amplification is set by the signal-to-noise ratio; "noise" in this context refers to any unwanted signals which are picked up with the radio signals and amplified with them. These noise signals may proceed through the ether or be caused by the random movement of electrons in the first valve of the receiver. The current flow from the cathode of this valve to the anode and any other electrodes is not steady because it is composed of negative charges (electrons) and the quantity of electrons is not constant. The effect is a change in anode current and this gives rise to spurious signals in the output. The noise voltages are only of appreciable magnitude in the first stage where they can become comparable with the signal voltages. It can therefore be seen that one of the limiting factors in the amplification is the choice of a low-noise valve for the first stage in the receiver.

Cascode Circuit

The standard input circuit which is employed is the "cascode" and this consists of two triode valves in series. The first triode operates as a neutralised, grounded cathode amplifier and the second as a grounded grid amplifier. Triodes are used to reduce the number of active electrodes and thereby reduce noise and, as the same H.T. current flows through both of them, noise is still further reduced. In this pre-amplifier the cascode valve used is the PCC89, a comparatively recent introduction.

Of course, the use of high gain, low noise valves must be accompanied by the use of the optimum aerials for the particular site: a signal must be present at the input of the receiver before it can be amplified. The best aerial for a particular location is not always the most complicated array; much depends on local conditions, particularly upon the incidence of reflections which give rise to in-phase and out-of-phase effects. Thus, in fringe areas, it is extremely important to test out various aerial arrays, or at least, move the available one around until a comparatively strong signal is found. The use of a low loss downlead is also a necessity which is seldom appreciated; the normal

A USEFUL ADDITION TO RECEIVERS FAR FROM THE TRANSMITTER

download can give rise to sufficient losses to reduce the signal reaching the set to negligible proportions. A low loss downlead, while more expensive, is essential.

General Design

When designing this pre-amplifier various circuits and valve types were reviewed but as previously stated a cascode circuit was chosen with a frame grid valve for low noise and high gain.

One of the problems which arose in the design of this pre-amplifier is worthy of note; whilst it is possible to design a circuit and unit which will give some improvement in most locations it is virtually impossible to make a design to give optimum results with every receiver and aerial system. Naturally, the input circuit of the pre-amp tends to be the most critical as regards losses and care should be taken to avoid unnecessary losses.

Circuit Analysis

The circuit employed is conventional. The input is designed for 75Ω coaxial cable but cables of other impedance or balanced cables could, no doubt, be employed with suitable alterations to the input circuit.

Coils L2 and L4 are the input and output tuned coils and L1 and L3 are their associated aerial and output coupling coils respectively. Bias for the first triode is provided by R2 in the cathode circuit and this triode is neutralised by the two capacitors C1 and C2. These two capacitors form two arms of a bridge circuit, the other two arms being the inter-electrode capacitances of V1. Capacitor C2 is made variable so that the bridge circuit can be balanced to give lowest noise. From the anode of V1 the signal passes to the cathode of V2 via

the inductance L5 which is adjusted for best results. As previously mentioned the grid of V2 is earthed but only so far as R.F. is concerned and this decoupling is achieved by capacitor C6. Resistors R5 and R3 form a potential divider across the H.T. supply to the valve for biasing purposes. It must be emphasised here that the capacitor C6 must be wired with short leads, otherwise the combination of capacity and inductance may give a resonance resulting in ineffective decoupling.

H.T. Voltage

The H.T. used is not critical and can have a voltage of about 140-180; for highest gain the voltage should be in the region of 180. As might be expected, the decoupling capacitors used in the circuit and their wiring have a large bearing upon the results obtained. The associated leads *must* be made

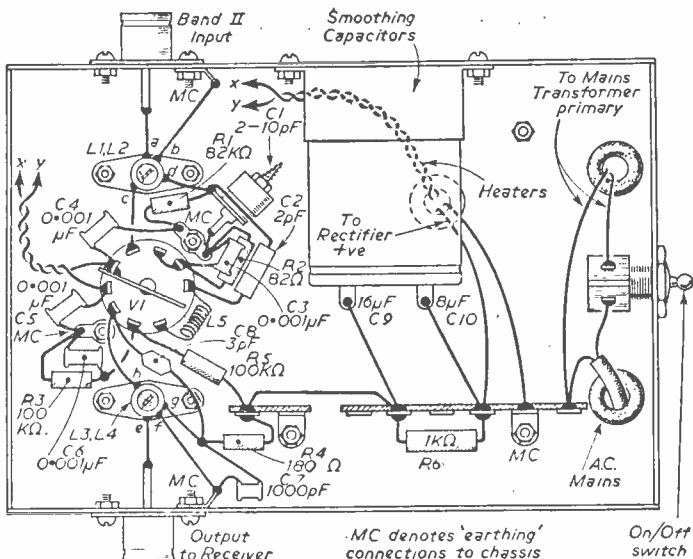


Fig. 1.—Underchassis component layout.

as short as possible and it is best if the "earthy" leads of these capacitors are taken to a common point as indicated on the circuit diagram. This common point can be the metal spigot of the valveholder. The spigot is then wired to chassis by the shortest route, probably to a soldering tag underneath a bolt used to secure the valveholder.

Constructional Details

The construction of this pre-amplifier is not unduly critical but the layout given in the diagrams has been proved to give good results and should be used. The chassis is a box type about 10in. x 6in. x 2in. but these dimensions are not critical and will depend to some extent on the parts employed and on the chassis available.

Coils

The coils are wound on small polystyrene formers with purple coded dust cores. No spacing is employed between turns and the ends of the winding are fixed to the formers with cellulose cement. The coupling windings are wound on a suitable former slightly larger in diameter than the tuned windings so that they

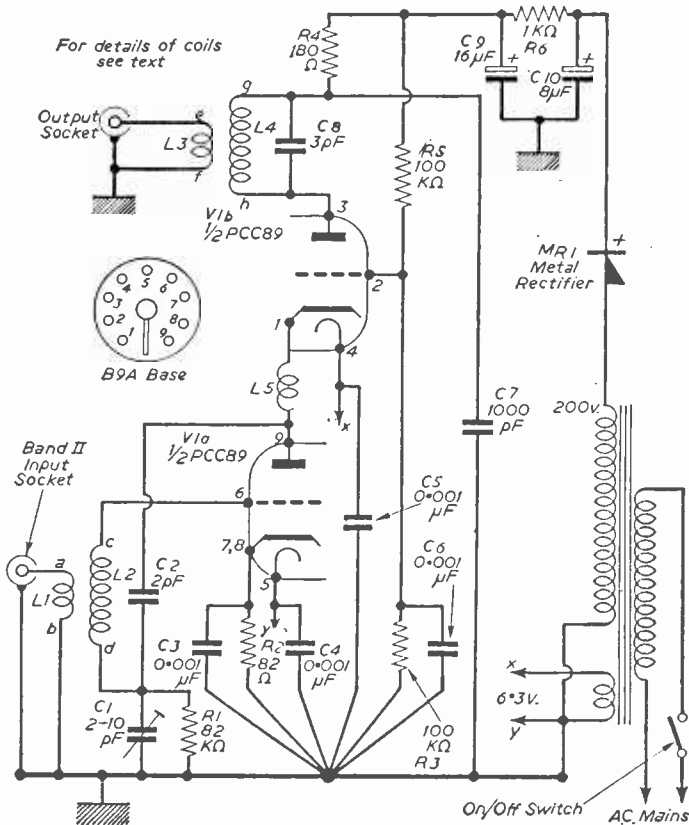


Fig. 2 (left) — The simple circuit employed in this pre-amplifier.

may be slipped over them before the tuned windings are soldered into circuit.

When final adjustments are made, and the optimum positions of the coupling coils have been found, they may be cemented lightly in position. Coils L2 and L4 may be wound with 18-22s.w.g. bare copper or tinned copper wire. Alternatively, the wire used may be 22-26s.w.g. copper, enamelled or DCC.

Inductance L5 is wound with 22-26s.w.g. copper wire, enamelled or DCC, and on a $\frac{1}{4}$ in. diameter former. It is wired between pins 9 and 1 on the valveholder.

obtain a transformer with a suitable heater winding rating it should be remembered that many converter transformers rated at 6.3V at 1 or 2A give about 7V when the total load is only 0.3A—the winding resistance is comparatively high. The H.T. smoothing is by R6, C8 and C9. The value of R6 is not critical and may be adjusted when tests are made to give the optimum H.T. voltage. The values of C8 and C9 are also not critical but should be at least 8 μ F. As the H.T. con-
 version is low, a small metal rectifier can conveniently be used and a contact-cooled type is ideal. The rectifier should be rated at about 30mA.

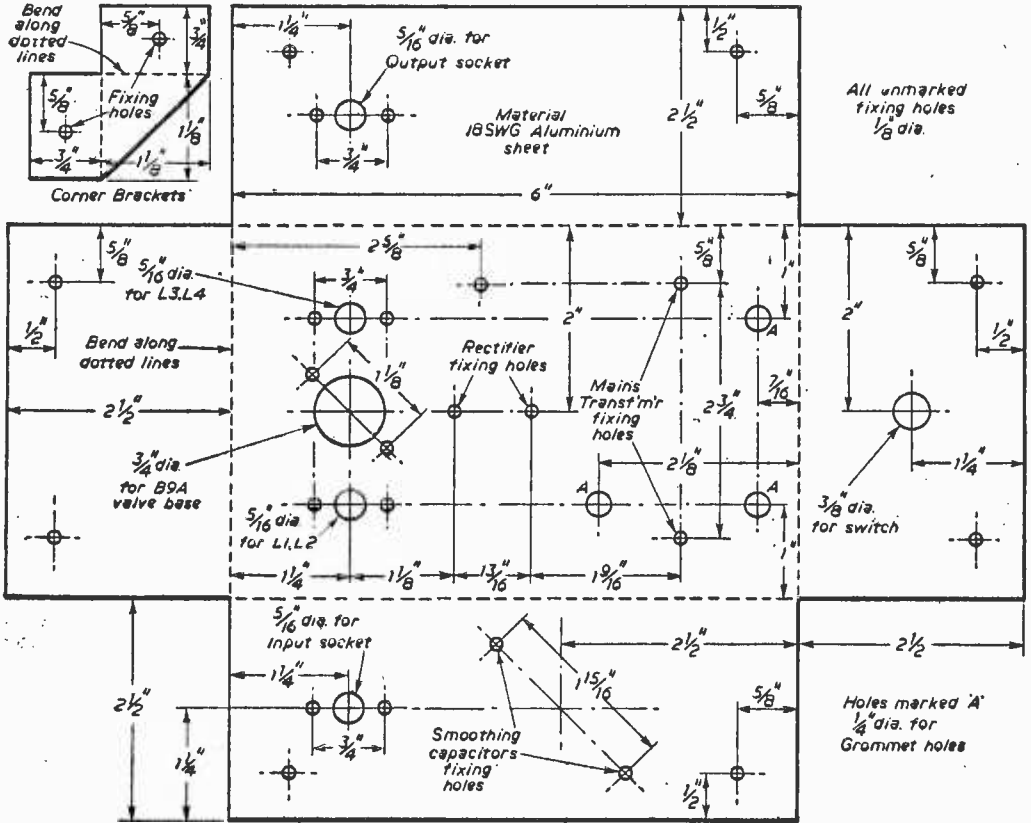


Fig. 3.—The drilling dimensions for the aluminium chassis (the details of the corner brackets are shown in the top left of the diagram).

Power Supply

The H.T. circuits of the power supply employ half-wave rectification for convenience. The transformer used is of the type commonly sold for use in the construction of television converters. A tapped primary is not essential provided the correct rating is obtained for the local mains voltage. The H.T. secondary winding should be rated at about 150-200V r.m.s. at 30mA. The heater winding should give 7.2V at 0.3A if the valve heater is to be run correctly. However if it is difficult to

Valve Connections

The input triode of the PCC89 has two cathode leads. Pin 7 should be wired, at the valveholder, to pin 8. This reduces the inductance of the cathode lead of the input triode and results in improved performance. It should be noted that the triode connected to pins 9, 6, 8 and 7 should be used for the input and the one connected to pins 3, 2 and 1 for the output as the valve was designed for this arrangement.

(To be continued)

Crystal Controlled C.W. TRANSMITTERS

By G3OGR

JHOUGH a variable frequency oscillator is often used to control the operating frequency of a transmitter, crystal control has the advantage of simplicity. The main disadvantage of crystal control lies in the fact that the transmitter is confined to one or more fixed frequencies, according to the type of circuit, and number of crystals. To some extent this limitation can be overcome by calling for contacts, instead of replying to calls from other transmitters. When answering a call from another station, it is usual to net the V.F.O. on that station's carrier, and reply on his frequency. With crystal control it is unlikely that a crystal will fall on the correct frequency. Therefore a call can be made, and an answering station can net on the crystal frequency. With this method of working, many satisfactory contacts can readily be made.

One-Valve Transmitter

A circuit suitable for a one-valve transmitter is shown in Fig. 1. This will operate successfully with almost any valve. For a fairly good output, a power valve such as a 6V6, 6L6, 6F6, 6BW6 or any similar type will be satisfactory. A 6L6 may easily be run at up to 15W input, which is a very useful level. If more output is required, a single 6146 can be run with an input of 50W or more. With a given valve, the maximum input will depend largely on the power supply. It is, of course, necessary to avoid over-running the valve, but on the other hand good outputs can be obtained with an H.T. voltage much lower than the maximum for the valve.

Such a transmitter is extremely easy to start working, and can be run from even a receiver type power pack, if necessary. It is thus excellent as a standby, or as a simple unit with which to begin working while a more elaborate transmitter is being constructed. It is unlikely that more than 50W input will be required, even for long distance working, and the 6146 R.F. power valve mentioned can then be run from an H.T. line of about 400V, with 10k for R1, and 47k for R2. With other valves, R1 and R2 may be modified to obtain a suitable screen grid voltage, or

a 50k or similar resistor, with a movable clip, can be used. The screen grid is then fed from the clip, which is adjusted to obtain a suitable voltage. When using a relatively low H.T. voltage the screen grid can be run directly from the H.T. line.

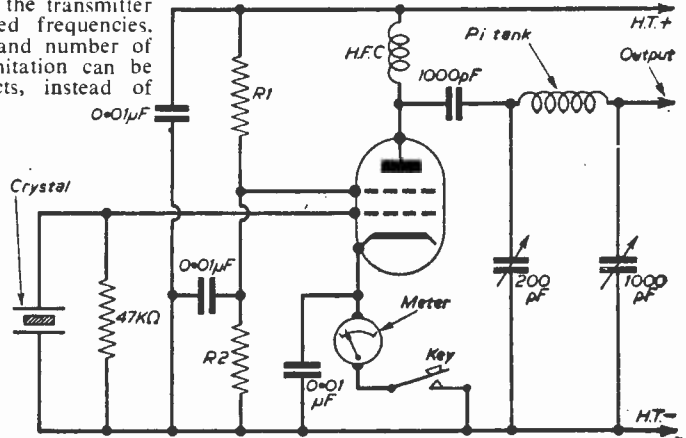


Fig. 1.—Crystal controlled one-valve transmitter.

For the 3.5Mc/s band, the π-tank can have about 36 turns of 18s.w.g. or similar wire, on a ribbed former about 1½in. in diameter. For the 7Mc/s band, 16 turns will suffice. For other than small power, the 200pF condenser should be a transmitting type. The 1000pF condenser does not need to have widely spaced plates, and may conveniently be obtained by wiring the two sections of a 500pF

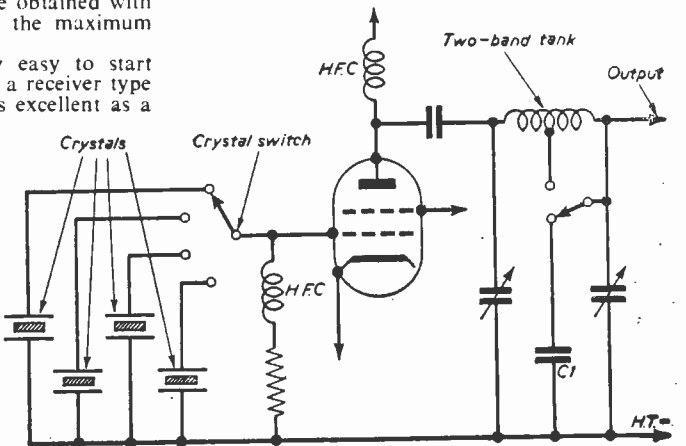


Fig. 2 (right).—Crystal and output tank switching.

or similar 2-gang receiver tuning condenser in parallel.

For working on one band, a fixed coil can be used. For two or more bands, plug in coils may be provided, and changed while changing crystals. For working the various crystals in one band, the same tank coil is retained. The 200pF condenser is adjusted to obtain a current dip on the meter. If this dip indicates less input than required, the 1000pF condenser is adjusted to a lower value to increase loading, and the 200pF setting modified as necessary to restore the current dip, which will then be higher.

Crystal and Tank Switching

Though crystals can quite easily be changed in a holder, it is an added convenience to fit a switch, as shown in Fig. 2. Immediate operation upon any of the crystal frequencies is then possible, with only slight re-adjustment of the tank tuning condenser. A H.F. choke may also be included, as indicated, and can give a slight increase in efficiency.

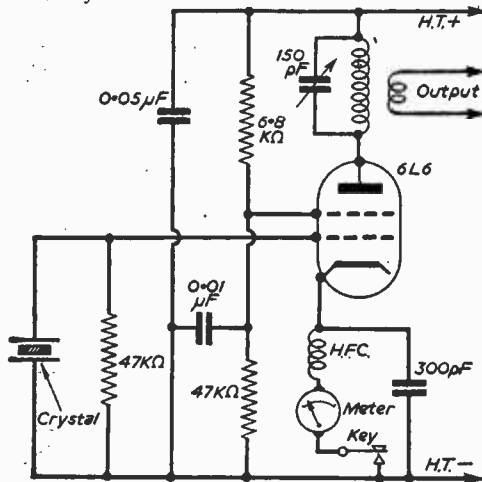


Fig. 3.—A regenerative oscillator.

For two-band working, a tapped coil may be fitted. This can have 36 turns as described, tapped at 16—turns. The whole coil will then provide 3.5Mc/s band working, with 7Mc/s band working when the switch is closed to short out the unrequired turns.

If a 2-way switch is used, as in Fig. 2, this can bring a fixed condenser C1 into circuit, for 3.5Mc/s band working. This is an advantage when the aerial loading condenser (1000pF in Fig. 1) is of insufficient capacity for the aerial. In these circumstances, C1 can be a high grade mica condenser of 100pF to 500pF, as required. The crystals may, of course, be for two bands, according to what is available.

Regenerative Oscillator

The radio frequency output from the stage may be increased by providing some regeneration. One method of doing this is shown in Fig. 3. The 300pF condenser may be modified in value, if necessary, to obtain a suitable effect. Actual results depend

to some extent on crystal activity. Fig. 3 also shows values for a 6L6, which may be run to 12 to 15W input, if desired.

Another method of obtaining regeneration is to increase the 300pF condenser to about 500pF, and connect a 20pF or similar trimmer from grid to cathode. Regeneration can then be adjusted by means of the trimmer.

A π -tank, as in Fig. 1, may be used in Fig. 3. With the tank in Fig. 3, loading is adjusted by modifying the loop coupling. To feed a single wire aerial, the loop can be taken to an aerial tuner. For band changing, 4-pin plug-in coils may be used, each with its own loop. Windings may be as described, with two turns for the 7Mc/s loop, and 4 turns for the 3.5Mc/s loop, tightly coupled to the H.T. end of the coils.

Regeneration is also useful when the stage will be used to drive a doubler, to give 2-band working from one crystal. With any of the one-valve transmitter circuits, doubling is possible. However, R.F. output will fall off, and an aerial tuner should be added to reduce possible radiation of the fundamental. Regeneration is also desirable, with an active crystal, and adequate H.T. voltage.

A Push-pull Circuit

Similar valves may be employed in push-pull, to obtain increased output, and one circuit for this is shown in Fig. 4. This can give a powerful output, the actual maximum depending on the valves and H.T. voltage. The valves should be similar, but it is not necessary that 6L6's be used.

The screen grid supply may be obtained from a resistor with clip, as described, if preferred. For 250V receiver type power supply, the resistors may be omitted, as mentioned.

When adjusting any of the circuits, a 200/250V household lamp may be used as an R.F. indicator, for the smaller powers, a 25W lamp is suitable. If a 6146 is employed, a 60W lamp will be satisfactory. With π -tanks, connect the lamp from the output socket to chassis. With tank circuits like those in Figs 3 and 4, best loading will be obtained by connecting the lamp across some turns of the aerial tuner.

An "Automatic" Two-Band Circuit

In Fig. 5, the oscillator drives two output valves. The grids of these are operated in push-pull, but the anodes are in parallel. This provides a good output at twice the crystal frequency. When working in this way no neutralisation is needed, because of the frequency multiplication, and the high band coil L1 is in use.

For operation on the crystal frequency, the anode circuit is switched to L2. At the same time one output valve heater is switched off. The remaining valve then operates as a straight through amplifier, while the inter-electrode capacity of the unused valve provides neutralisation, due to the centre-tapped grid coil.

This circuit is particularly useful for the 1.8Mc/s and 3.5Mc/s bands. Here, regulations limit the input to 10W on the 1.8Mc/s band, so that the H.T. voltage or aerial loading can be adjusted until this figure is approached. When doubling into the 3.5Mc/s band the input will then be about 20W, as both valves will be in use. This provides extra useful power, as the 10W limit does not apply to this band.

For operation in this way, the oscillator coil can have about 70 turns of 24s.w.g. or similar wire, on a 1½in. or near diameter former. The coil is centre tapped. To maintain circuit balance, a split stator or butterfly type condenser is preferable for tuning this coil, but is not essential.

The screen grid resistors are selected as already explained. Three 6L6 valves will be satisfactory, but other valves are equally suitable. The screen grid resistors may be omitted for moderate voltages.

then be ensured that the normal grid drive is present, before switching in the output stage. With this method of operation, there will be no need to provide a separate bias supply for the output stage. It is in order to obtain safety bias for the output stage by using a cathode resistor. With a 6146, 2mA to 2.5mA grid current with a 27k grid resistor will be satisfactory. The output stage may otherwise be as shown for Fig. 1.

(To be continued)

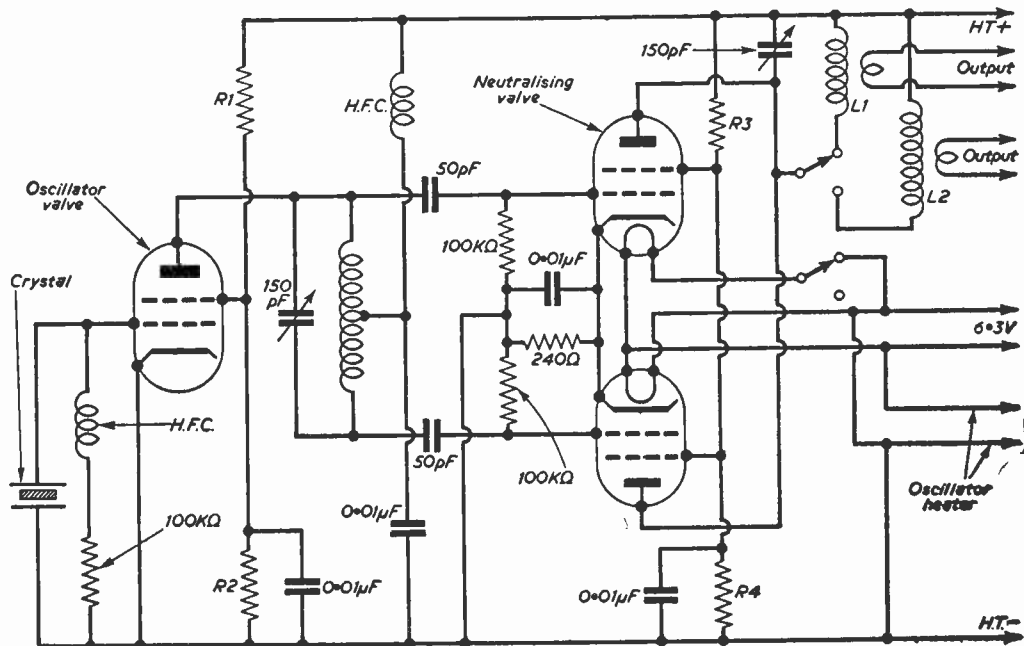


Fig. 5.—A circuit for two-band operation with one crystal.

Multiplier Stages

A simple method of obtaining frequency multiplication by the use of an extra stage. The anode circuit of the first stage is tunable to the crystal frequency, and the second stage is tuned to twice this frequency. The output then drives the grid of the valve or valves forming the output stage.

Normal screen grid voltages are provided. Bias for the second stage is obtained by grid rectification, so the circuit should not be left switched on without the first tuned circuit correctly adjusted. If preferred, a cathode resistor may be added to provide safety bias for the doubler. For efficient doubling, fairly high bias is required. Even with cathode bias, additional bias will be developed across the 100k grid resistor.

The output stage should have a grid current meter, so that grid current may be read before applying the anode and screen grid voltage. It should

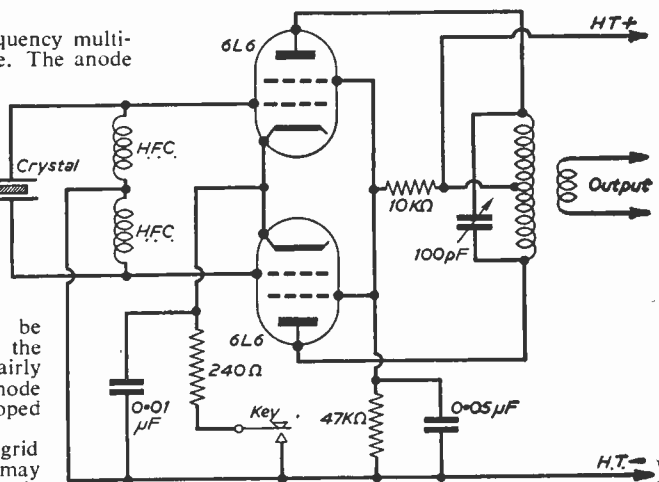


Fig. 4.—A push-pull 20W transmitter.

COMBINED RADIO AND TABLE LAMP

USING A 40W LIGHT BULB INSTEAD OF A MAINS DROPPER

By M. J. Dunn

(Continued from page 805 of the January issue)

ALTHOUGH general wiring details were given last month, it must be borne in mind that the final form of the set may be altered to suit individual requirements. Most of the connections between and around the valve sockets and tag-strips can be made by soldering the components straight in from point to point. All grid and anode leads in the R.F. and detector stages should be kept very short and the coils mounted so as to achieve this. A few points will be mentioned later on with regard to the possibility of encountering R.F. instability, but at this stage careful attention to the "hot" leads and stray capacities in the circuits associated with the two coils will pay dividends later. Nearly all the information required can be derived from the circuit diagram of Fig. 4, but Fig. 1 showed a suggested form of layout which is in fact that adopted with success in the author's model. Figs. 2 and 3 gave all the switch connections.

two sections of which ("A" and "B") act as a normal wave change switch for the coils in positions 2 (L.W.) and 3 (M.W.). In position 1, Section C short circuits the heater chain so that the lamp is connected directly across the mains and section D disconnects the mains from the rectifier, so that in this position the apparatus works solely as a source of illumination. R2 (470k) is included connected across the H.T. supply to act as a bleeder and it discharges the smoothing capacitors when the set is switched off, or switched to "lamp only" position. The mains are switched on and off by SW1 ganged to the volume control and it is a wise policy to leave SW2 in position 1 when the set is not in use so that the lamp takes the initial surge when switching on. However, no ill effects have been noticed from switching on and off with the heaters in circuit and in practice the surge is so instantaneous that the brunt is almost entirely borne by the lamp which reaches incandescence so rapidly compared with the many seconds required for the heaters to warm up. The author strongly recommends the use of a three-pin mains plug—not necessarily for earthing the set, but to ensure that the polarity is such that the neutral lead goes to chassis. If the set is earthed through a three-pin plug, the inclusion of the two capacitors C11 and C12 is good for avoiding mains-borne

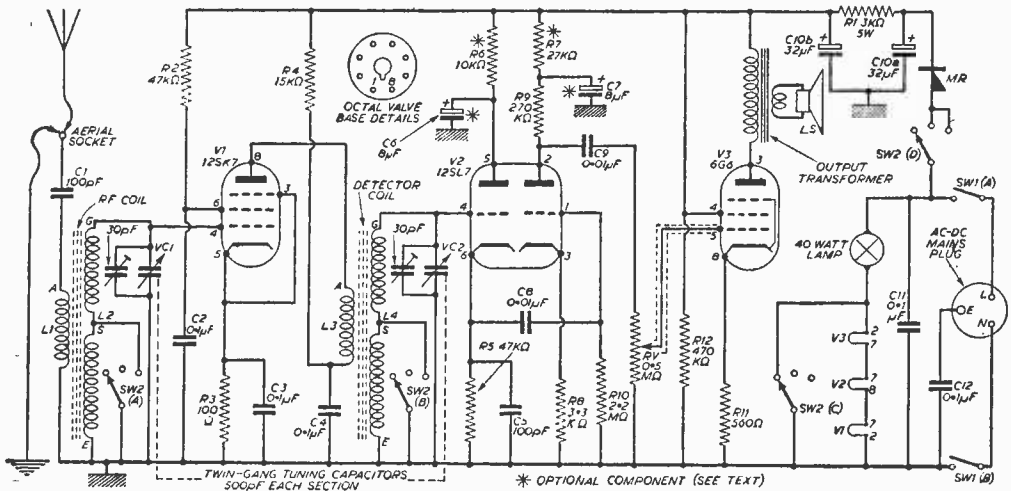


Fig. 4.—The circuit diagram.


The Power-Pack

After passing through the double-pole on/off switch, one limb of the mains goes direct to the chassis and the other to one of the lamp connections, the second of which returns to chassis via the valve heater chain. The "hot" mains lead also goes to the negative end of the H.T. rectifier via section "D" of SW2, the function of which can now be explained. This is a four-pole, three-way selector switch,

interference and modulation hum; however, the earth often gives excellent results as an aerial, in which case the arrangement in Fig. 6 can be adopted and the earth lead can terminate in a standard wander-plug to be placed in the aerial socket. All the usual precautions should be taken, of course, to see that in the finished article no part of the chassis, or anything connected with it, can be touched by the operator.

Final Setting-up, Aligning and Testing

After wiring up, the circuit should be thoroughly checked over and this is best done stage by stage. Particular attention should be paid to the mains, heater and power supplies. It is a wise procedure first to switch on with the H.T. disconnected and to check the voltages across the heaters, both individually and as a whole, unless this has been done as a separate operation during construction. Using a high resistance voltmeter, V1 and V2 should read 12.6V across each of their heaters and V3 should read 6.3V \pm the 7 per cent allowed. If the heaters are found to be working within their tolerance limits the H.T. can be reconnected and the set lined up. To do this the standard procedure for lining up T.R.F. receivers is adopted. Insert the aerial and tune the dial to within a few degrees of the lower end to receive any readily available station. Adjust the trimmers for maximum reception. Then swing the tuning capacitors to the top end of the dial and on hearing a station, adjust the cores for maximum reception. Repeat this process at the lower and upper ends of the dial until a good compromise is obtained. Due to the excellent selectivity of this set, the trimmer of the first stage will probably require adjustment for different lengths of aerial so that initial setting should be done on the actual aerial to be used or one of similar characteristics. The above procedure applies of



The completed receiver prior to fixing in its cabinet.

course to the medium waveband (SW2, position 3). After this, switch to the L.W. position. If the Light Programme on 1500m needs any adjustment, this is best effected by a separate trimmer on one or other of the L.W. coils; this will, of course, be shorted out together with the coil, in the M.W. position of the switch. The important thing is to get the M.W. correct and probably no trouble will be experienced with the L.W. However, trouble may occur due to capacity effects of the wavechange wiring and switch.

For details of Wavechange switch wiring see Fig. 2

Volume and On/Off Switch

Wavechange Switch

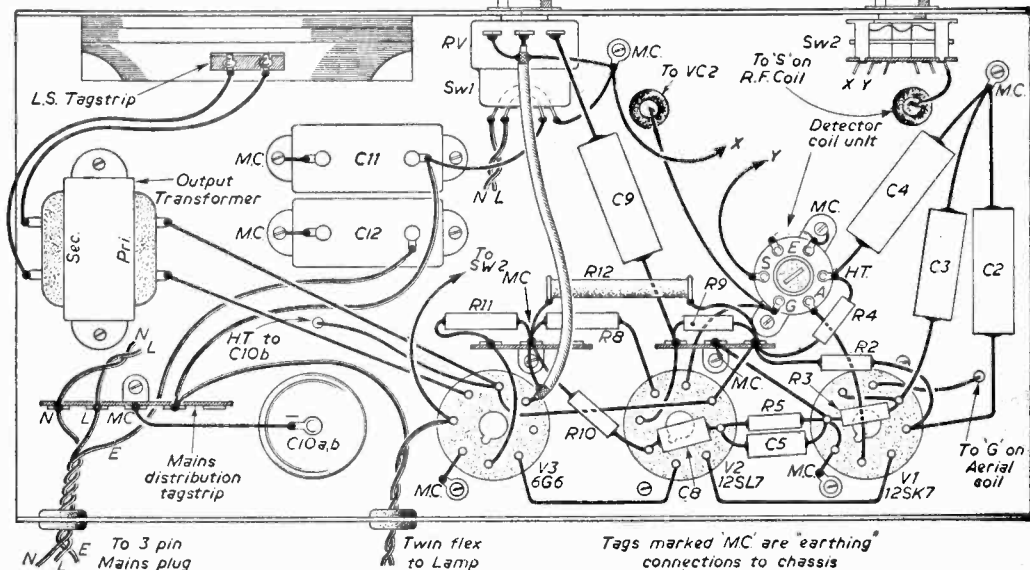


Fig. 5.—The underchassis component layout and wiring diagram.

Instability

The cathode follower detector imposes no load on its associated tuned circuit (L4) with the result that with a good coil a very high Q is obtainable with excellent selectivity and gain. Because of this,

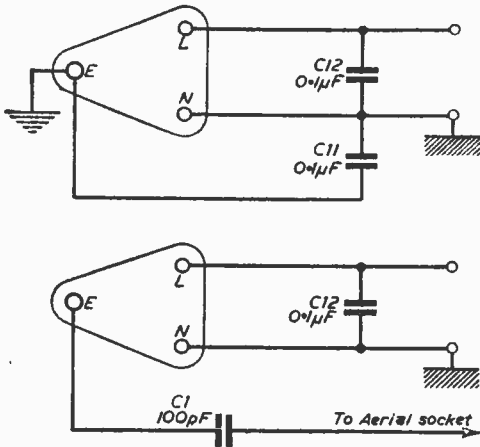


Fig 6.—This shows the mains connections for a 3-pin plug; in the lower diagram the earth pin is connected to the aerial socket.

COMPONENTS LIST

R1	3k, 5W
	all other resistors are $\frac{1}{2}$ W.
R2	47k
R3	100Ω, see text
R4	15k
R5	47k
R6	10k
R7	27k
R8	3.3k
R9	270k
R10	2.2M
R11	560Ω (6G6), 390Ω (12A6), 1k (12J5).
RV	0.5M with D.P. switch.
C1	100pF (500V).
C2, 3, 4	0.1μF.
C5	100pF.
C6, 7	8μF, see text.
C8, 9	0.01μF.
C10 a-b	32–32μF.
C11,12	0.1μF (500V).
	Twin-gang tuning capacitors: 500pF. with trimmers: 30pF.
	Slow motion drive, pointer and dial.
V1	12SK7 (or 12K7, 12SJ7, 12J7).
V2	12SL7.
V3	6G6 (or 12A6, 12J5).
	3 International Octal valve sockets.
	Pair of matched T.R.F. dual range coils (Repanco).
	Miniature O.P. Transformer. Loudspeaker.
	Metal Rectifier: 250V, 50mA.
SW2	4-pole, 3-way rotary switch.
	Electric light bulb—40W, 240V rating (see text). (Holder, lampshade and support).

however, the circuit is rather prone to R.F. instability and this will arise if the anode to grid capacity of V1 is above a certain safety margin. There is, of course, an inherent capacity between these two electrodes in the valve itself, but apart from this extra will arise from the external wiring and possible coupling between the grid and anode coils. Although the latter are separated by being above and below chassis, one critical item is the leads from the coils to the wave-change switch, which although at chassis potential on M.W. are part of the tuned circuit on L.W. and unavoidably near each other. They should, therefore, be kept as far apart as possible throughout their course, and should be kept short and non-parallel. If the set howls on L.W. but not on M.W. this wiring should be suspect. Oscillation may occur over certain parts of the tuning range if the set is not properly lined up, so this matter should be attended to before condemning and making radical alterations to the wiring. If intractable oscillation is found to be present, apply the minimum necessary of "negative reaction". The specified pair of coils has an otherwise unused reaction winding on L3—4. One end should be connected to chassis and the other to the grid of V1 via the smallest possible capacity, making sure that the feedback is out-of-phase. Over-doing this will impair the high Q otherwise obtainable in the circuit and the procedure should be avoided if possible.

Transistorised, Stabilised D.C. Supply

THE type PP.2 is a heavy duty power supply designed for the engineer developing transistorised equipment, and provides a stabilised D.C. voltage over the range 0–50V at currents up to a maximum of 10A. The output voltage and current are monitored and the instrument is fully protected against overload conditions by an electronic circuit similar to that used on previous models. Four terminal output connections are provided to enable the connecting lead resistance to be effectively eliminated. The instrument is designed for bench use, or, alternatively, can be placed on a special trolley to enable the model to be conveyed around a laboratory more easily. This unit was designed by *Advance Components Ltd., Roebuck Road, Hainault, Ilford, Essex.*

JOIN THE PRACTICAL GROUP

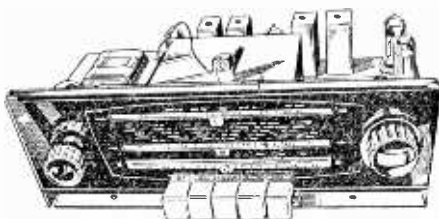
PRACTICAL TELEVISION 1/6
Every Month.

PRACTICAL MECHANICS 1/3
Every Month.
Devoted to Mechanics, Science and Invention.

PRACTICAL MOTORIST 1/6
Every Month.

PRACTICAL HOUSEHOLDER 1/3
Every Month.

BRAND NEW AM/FM (V.H.F.) RADIOGRAM CHASSIS AT £13.6.8 (P. & P. 10/-)



Tapped input 220-225 v. and 226-250 v. A.C. ONLY. Chassis size 15 x 6½ x 5½in. high New manufacture. 12 mths.' guarantee. Dial 1½ x 4 in. in black and yellow. Pick-up. Extension Speaker. Ae. E. hd Dipole sockets. Five "piano" push buttons—OFF L.W. M.W. F.M. and Gram. Aligned and tested. With all valves and O.P. Transformer. Tone Control Fitted. Covers 1.000—1.900 M.; 200-500 M.; 88-98 Mc/s. Valves EZ80 rect., ECH81, EF89, EABC90, EL84, ECC85. Speaker and Cabinet to fit chassis (table model). 47/6. 10 x 6in. ELLIPTICAL SPEAKER. 20/-, to purchasers of this chassis. TERMS:—(Chassis) £4.16.8 down + 10/- carr. and 6 Monthly Payments of 30/- or with Cabinet and Speaker £5.10.0 down and 7 Monthly Payments of 32/-. Some slightly tarnished but unused chassis at £10 (carr. 10/-).

BATTERY ELIMINATOR. Converts your Battery Set to Mains. For 4 Low Consumption Valves (98 range). 90 v. 15 mA. and 1.4 v. 125 mA. 42/6 (2/6 post). 200-250 v. A.C. Size 5½ x 3½ x 2½in. Also for 250 mA. 1.4 v. and 90 v. 15 mA at same price. Specify which, or give Valve line-up.

THE "CABY" TEST METERS

In moulded case. Prices include Test Prods., Batteries, Instruction Book. FULLY GUARANTEED. Also measure d.c. Accuracy: A.C., 3 per cent. D.C., 2 per cent.

A-10 **£4.17.6**

B-20 **£6.10.0**



A.10—2K ohms/v. on A.C. and D.C. volts (10, 50, 250, 500 and 1000 v.); 10K and 1M ohms; 1 mA, 25 mA and 250 mA. D.C. Size: 5½ x 3½ x 1½in. Weight 17 ozs.

B-20—10K ohms/v. on 0.5 v. and 2.5 v.; 4K ohms/v. on 10, 50, 250, 500 and 1000 v.. A.C. and D.C. Resistance, 2K, 200 K., 2M and 20M-ohms.; D.C. current, 100 microA., 2.5 mA., 25 mA., 250 mA. Size: 5½ x 3½ x 2½in. Weight, 24 ozs.

"READY TO USE" ITA CONVERTOR


Separate rain controls. Valves PCF80 and PCC84. Switch control ITA (1)—ITA (2)—BBC. Bakelite moulded cabinet 8½ x 4 x 6in.

Selling last 400 at 70/- (p. & p. 3/-).



LISTEN WITHOUT INTERFERENCE

Fully built V.H.F./F.M. Set for £9.8.0 (3/- post). Covers 88-95 Mc/sec. Wired, aligned and tested. Mullard permeability tuner and 4 valves (ECC85, ECL82 and two EF91), with mains transformer. Cheap room dipole. 10/- 300 ohm twin feeder, 6d. v.d. Available as self-powered tuner chassis at £7.10.0 (p. & p. 3/-).



GRAMOPHONE AMPLIFIER WITH 5in. SPEAKER.

On Fabric-covered Baffle 12½ x 5in. Mains and Output Transformers. E240 and EL41. Tone and Volume Controls. On/Off switch. Plenty of Volume. Fully Guaranteed. Two Knobs supplied. Ready to play. Useful for Stereo.

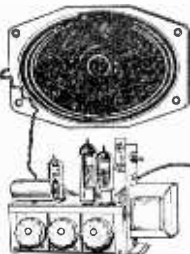


ONLY 57/-, post 3/-

3-VALVE AMPLIFIER (INC. RECT.).

Capable of giving 4 watts. Mains and output transformers. Valves ECC83, EL84, and EZ80, 3 Controls, volume, bass and treble. On/Off switch. Fully guaranteed. (Chassis size 6½ x 3 x 2½in.) 6½in. round or 7 x 4in. elliptical speaker, state which. Not suitable for microphone input.


67/- (3/- p. & p.)



TAPE RECORDER FOR ONLY £17.17.0

(10/- carriage)

A QUALITY ARTICLE. Valves EZ80, ECC83, ECL82, DM70, Acos Crystal "mike", 850ft. Tape and extra spools. 3½in./sec. Mike and Radio inputs. Vol. on/off tone. Ext. L.S. and Monitor. Fast forward and reverse. Cannot be accidentally erased. Magic Eye Indicator. 7 x 4in. Speaker. Four separate chassis assembled to base of the Monardeck to fit into cabinet of 14 x 11½ x 7in.



See additional advertisement on page 916.

GLADSTONE RADIO 58A HIGH STREET, CAMBERLEY, SURREY. Tel. 22791
Also at 247 New Road, Portsmouth, Hants., and 56 Stokes Croft, Bristol
Camberley closed Saturdays. Portsmouth and Bristol closed Wednesdays.

BEREC BATTERY RADIO IN MAKER'S CARTON.

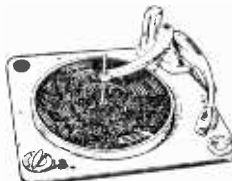
Valves DF96, DF93, DAF96, DL96. Requires Ever Ready battery R103 or battery elim. for converting to mains operation—see adjacent item. Two Short Wavebands 2.5 to 7 Mc/s and 6.5 to 17 Mc/s. Cabinet 12 x 7½ x 6in. ONLY £5 (2/6 p. & p.); MW and SW £5.4.0 (plus 2/6 p. & p.); LW and MW £6 (plus 2/6 p. & p.). Available as kits at 10/- less each.



AUTOMATIC RECORD CHANGERS COLLARO CONQUEST with manual play also. 4-speed, A.C. mains 200-250 v., see illus.

£7.10.0 (5/- P. & P.)


B.S.R. UAS 4-speed auto-changer £6.10.0 (5/- carr.) or with Stereo Head, £6.12.6 (5/- carr.). UAI4, £7.10.0 (5/- carr.). All with Crystal Turnover Head.



ALL ITEMS GUARANTEED 12 MONTHS—B.V.A. VALVES 3 MONTHS

Send 6d. (stamps will do) for our illustrated catalogue of the above items and others. All New Goods. Delivered by return. Terms:—One-third down and balance plus 7/8 in four equal monthly payments. Postage with down payment (C.O.D. 2/- extra) SEE SPECIAL TERMS FOR A.M./F.M. CHASSIS.

Posted Orders to Camberley Please.



MARK 5 DECK
28 GNS

GD499

**Here's
where you get performance!**

A tape recorder is only as good as its deck. This is where precision in manufacture and assembly are vital for professional standards of recording and reproduction. In the Brenell Mark 5 deck there's a rare combination of advanced technology and an almost-forgotten kind of craftsmanship.

The Mark 5 deck has a remarkable, new main motor of a type widely regarded as the most efficient to be used in tape recording. The **HYSTERESIS SYNCHRONOUS MOTOR**, with a balanced outer rotor and a heavy, statically and dynamically balanced flywheel. It brings 'wow and flutter' down to below 0.1% at 7½ i.p.s.!

This and the other components providing the specification shown below, are assembled with fanatical care. Brenell Mark 5 production is an individual task which is repeatedly checked and tested. Nothing less than mechanical and electrical perfection will do.

At 28 gns, you'd be missing a great deal to pay less and there's no need to pay more.

ABRIDGED SPECIFICATION: 3 INDEPENDENT MOTORS . 4 RECORDING SPEEDS . FAST REWIND in either direction. 1,200ft. reel rewound in 45 seconds.

WOW AND FLUTTER	FREQUENCY RANGE
Below 0.05% at 15 i.p.s.	15 i.p.s. 50/16,000 c/s ± 3db
Below 0.1% at 7½ i.p.s.	7½ i.p.s. 60/12,000 c/s ± 3db
Below 0.15% at 3½ i.p.s.	3½ i.p.s. 60/7,000 c/s ± 3db
Below 0.25% at 1½ i.p.s.	1½ i.p.s. 60/4,000 c/s ± 3db

SELECTIVE FREQUENCY CORRECTION at 15, 7½ and 3½ i.p.s. **ACCEPTS 8½ in. REELS . PAUSE CONTROL DIGITAL REV. COUNTER. PROVISION FOR EXTRA HEADS**

TAPE RECORDERS:

- 3 STAR 58 GNS.
- ME.5 64 GNS.
- 3 STAR R/P Stereo 89 GNS.
- ME.5 R/P Stereo £99.12.0



* ½ track available with 3 Star models

Sole manufacturers: BRENELL ENGINEERING CO. LTD.
1a DOUGHTY STREET, LONDON. W.C1. Chancery 5809 and Holborn 7358

● **TECHNICAL**
● **TRAINING**
● *in radio*
● *television and*
● *electronics*

Whether you plan to have your own business, to become an electronics engineer, to take up a career in industry, or to brush-up your knowledge and study new developments, transistors, etc., an I.C.S. Course will help you to success. You learn at home in your own time, under expert tuition. Moderate fees include all books.

EXAMINATION COURSES FOR:—

**C. & G. Radio and
TV Servicing Certificate**
(R.T.E.B.)

**C. & G. Radio
Amateurs' Exam.**
(Amateurs' Transmitting
Licence)

**British Institution of Radio Engineers, etc.
C. & G. Telecom. Technician's Cert.**

LEARN AS YOU BUILD

**Practical Radio
Servicing Course**

A basic course in radio electronic and electrical theory backed by thorough practical training. You build radio receivers, signal generator and multimeter.



Post this Coupon TODAY! for FREE book on careers in Radio, and full details of other I.C.S. Courses

**INTERNATIONAL CORRESPONDENCE
SCHOOLS**

(Dept. 171J), Intertext House, Parkgate Road,
London S.W.11.

Please send book on _____

Name _____ Age _____
(Block Letters please)

Address _____

Occupation _____

INTERNATIONAL CORRESPONDENCE SCHOOLS

CERAMIC SPEAKER CABINETS

IN sound reproduction, the mounting of the speaker is of the utmost importance. Of the various methods that have been tried, none has the compactness and simplicity of a tuned reflex cabinet.

A reflex Cabinet

A reflex cabinet consists of an enclosure of between 1—27cu.ft. the larger the better. There is a small vent hole in the cabinet that makes it resonate at a low note. The smaller the hole the lower the note. A speaker is mounted in one wall or on the top of the cabinet, facing outwards. While the speaker projects the higher notes into the room, the cabinet builds up the bass notes which come out of the vent hole. The principles involved are that as the note from the speaker descends towards the resonant note of the cabinet the cabinet resonates louder, but at the same time the enclosed air reacts against the cone of the speaker, damping down the cone movement. These two factors give an even bass response.

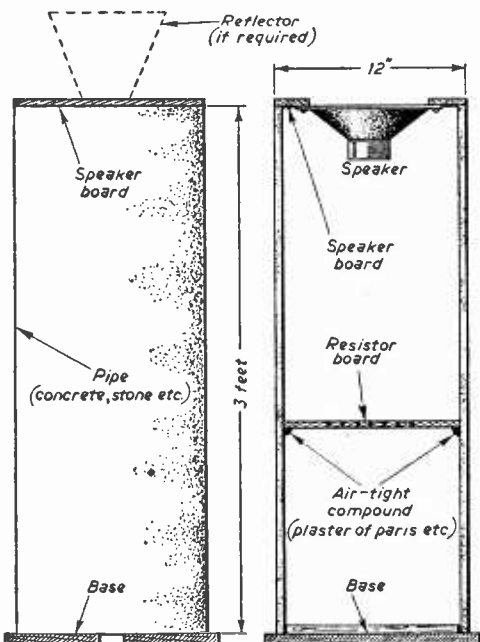


Fig. 1.—Plan and sectional views of the enclosure.

Making these cabinets out of wood and packing them with sand is a skilled job, for not only must they be solid and heavy, but no part of them must vibrate. Any vibration of a speaker cabinet

INEXPENSIVE, HIGH QUALITY ENCLOSURES

By F. B. Burge

destroys the purity of the tone and absorbs the energy of the speaker.

Expensive reflex cabinets 1ft square and 3ft high, fitted with full range 8in. speakers are becoming very popular as they are neat and well fitted to stereophonic reproduction.

The ideal cabinet would be one made of concrete, but these, of course, are not produced.

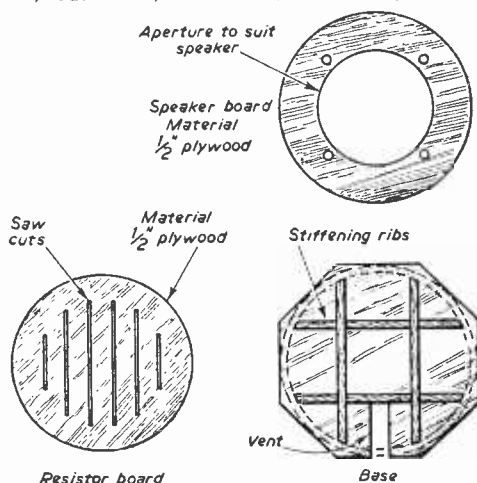


Fig. 2.—Plan views of the loudspeaker board, the acoustic resistor board and the base of the enclosure.

Fortunately the same effect can be obtained by using standard cheap objects made for other purposes.

Suitable Materials

Concrete sewer pipes, flue linings, chimney pots and drain pipes may be used and are cheap and can be made very presentable when painted. Speakers mounted in these give astonishing results even from ordinary wireless sets, tape recorders and record players. Chimney-pots tend to give slightly better results than the others as their tapered shape improves the tone.

The choice of design of the cabinet is entirely the constructor's as large ornamental chimney-pots give as good results as plain sewer pipes, etc. The recommended dimensions of the cabinet are 3ft (tall) x 12in. (diameter). For this size a speaker of not more than 8in. is suitable.

An Acoustic Resistance

An acoustic resistance must now be fitted one-third of the way up the pipe. The resistor consists of a piece of $\frac{1}{4}$ in. plywood cut to fit into the pipe. This board has parallel saw cuts in it, $1\frac{1}{2}$ in. apart starting and finishing 2in. from the edge so that

(Continued on page 886)

80-Metre Aerial Coupler

A COMPREHENSIVE MATCHING CIRCUIT

By G3OGR

ALTHOUGH coil details for the aerial coupler described here are for the 3.5Mc/s to 3.8Mc/s band, the coupler can be used on other bands merely by changing the number of turns on the coil. The coupler is intended as a matching device between transmitter and aerial, or as a coupler allowing a dipole to be fed from a π output network. It also provides a means of feeding a single wire aerial from a coupling link, and allows loading up of the transmitter with end-fed aerials which would not load sufficiently with a π output.

Former Winding

The circuit is shown in Fig. 1. For the 80m band a standard ribbed former approximately 2½ in. in diameter and 5 in. long will be satisfactory. The winding can consist of 26 turns of 18 or 20s.w.g. wire, occupying about 3½ in. winding length. With formers of other diameters, it is only necessary to change the number of turns until resonance can be obtained.

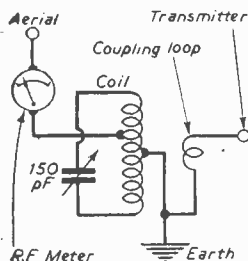



Fig. 1 (left). — The circuit for the coupler.

For coupling, three turns of adequately insulated wire, placed centrally round the coil as shown in Fig. 2, will usually be sufficient. This loop may be modified as described later, if necessary.

A radio-frequency type meter is included as shown in Fig. 1, so that aerial current may be read. This is a useful addition, as it immediately shows if the transmitter is providing its accustomed output. It also indicates how aerial current is modified by tuning, coupling adjustment, etc. Provided the aerial itself is not changed, the meter will give an increased reading, as the transmitter and coupling are adjusted for optimum performance.

For most moderately powered transmitters, an 0-350mA or 0-500mA R.F. meter will be satisfactory, when the aerial is end-fed. For powers in excess of 40W or so, a meter with a higher full



scale reading can be employed, or the meter may be shunted with a piece of connecting wire.

When feeding a dipole, the meter is in one feeder only. As feeder currents will roughly balance, two meters are not essential. Since a dipole will normally be fed at a low impedance point, the current will be larger. However, the meter can easily be shunted, as mentioned, if necessary.

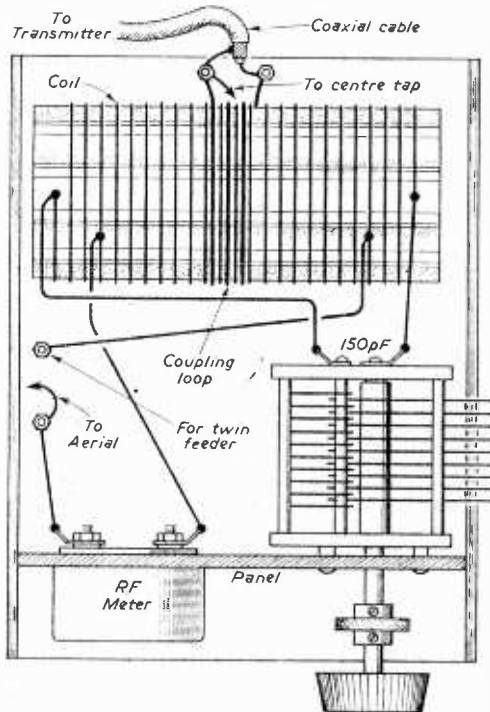


Fig. 2.—The wiring diagram of the unit.

Coupler Construction

Fig. 2 shows a suitable layout. An insulated baseboard about 9in. x 6in. with a panel about 6in. x 5in. will be convenient. Strips 9in. long raise the base, to give clearance for the terminals.

The meter may be a flush or projecting type, either being equally satisfactory. The tuning condenser may be about 100pF to 200pF. For low powers, a receiver type condenser will do. But for larger power, wider spacing will be necessary. New and surplus condensers are available from many suppliers.


If the coil is wound as directed, leads from it may be permanently connected to the condenser. But if the coil is of different size, a check should first be made that resonance can be obtained throughout the band.

A short, insulated spindle is best used with the control knob, as the condenser spindle will be alive with R.F. when a centre tap is employed on the coil winding.

Feeding from π Output

A co-axial socket is usually provided with π output circuits, and a short piece of co-axial cable is then convenient between the transmitter and tuner.

A rear view of the completed unit.



This method of connecting the unit is shown in Fig. 3. The cable can be of such a length that the tuner may be placed at a handy position, and near the aerial feeder.

When used with a π tank, the coupler allows high-impedance aeri-als to be matched to the transmitter. If the π tank is used alone with an end-fed

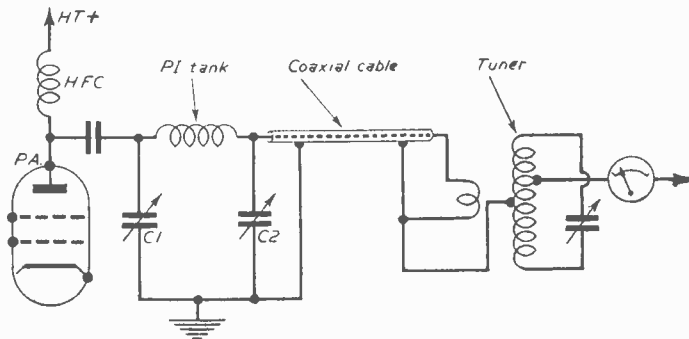


Fig. 3. - This shows the method of coupling to a π output.

aerial, it may be found that no adjustment of the π tuning controls will allow satisfactory loading. With an end-fed aerial, an excessively high impedance is likely.

When the tuner is connected, close C2 in the π tank in the usual way when commencing to load an aerial. Adjust C1 for the customary P.A. anode current dip. The aerial unit should then be tuned to resonance. It should then be found that slightly reducing the capacity of C2, and readjustment of C1, will allow the transmitter to be loaded to draw its maximum anode current. If not, the meter aerial tapping on the coil should be moved a turn or so towards the end of the coil.

A dipole cannot normally be fed from a π tank, except with a coupler, and the unit will allow this to be done. In this case, adjustments are as described for the end-fed aerial, except that the two feeders of the dipole are connected to the coil at equal distances from the centre tap. The meter will be in one feeder only, as mentioned. An additional terminal is provided for the second feeder, as shown in Fig. 2.

The impedance of a dipole fed in this way can be very low, so the tappings will usually need to be much nearer the centre of the coil. The aerial current will also be greater, due to the reduced impedance, so the meter should be shunted with a piece of connecting wire until it gives a convenient reading, with the transmitter operating normally. If this reading is noted, any reduction in transmitter output will be at once obvious. With other than low power, take care not to burn out the meter. If there is any tendency for the pointer to go off the scale, as loading is begun, it should be shunted as described.

Link Coupling

When link coupling is used, a loop is connected as shown in Fig. 4. This loop should be similar to

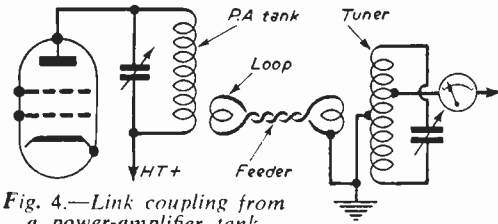
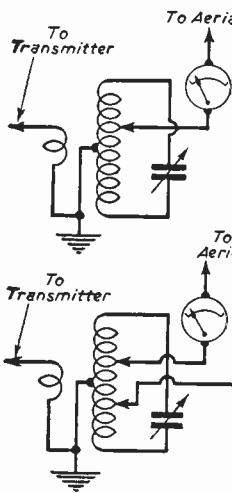


Fig. 4.—Link coupling from a power-amplifier tank.



that in the tuner. That is, it can have the same number of turns, if of similar diameter. If smaller in diameter, an additional turn or so can be added. With a single-ended P.A. tank, the loop is situated as near as possible to the H.T. end of the coil. With push-pull output, the loop should be placed at the centre of the coil.

The feeder can be of twin flex, or any suitable twin lead tape. One side of the loop circuit is earthed, as this reduces

Fig. 5 (left).—The connections for end-fed and dipole aerials.

so a suitable degree of coupling can be found without much difficulty.

End-fed and Dipole Aerials

When using an end-fed aerial better results are normally achieved if the centre of the coil is earthed, as in Fig. 5. With a co-axial input, this circuit may be completed through the sheath to the transmitter (Fig. 3.)

End-fed aerials will usually present an impedance of several hundred or thousand ohms, when approaching a half-wave in length. For this method of operation, the aerial current will not be very large for a given wattage. Reasonable results are obtainable with no earth, in these circumstances, and this is sometimes a convenient system.

When the end-fed aerial is near a quarter wave, it will be current-fed, as its impedance is lower. For a given wattage, the aerial current will then be very much larger. A really good earth is desirable, for maximum efficiency in these circumstances.

The usual dipole will be current-fed at the centre for the band for which it is cut when used with an untuned feeder. The feeder may be any twin conductor. Good results are obtainable without an earth, in these circumstances.

With a harmonically operated aerial, or aerial with a tuned feeder, current and voltage will be present at the tuner, in varying proportions, according to the aerial and feeder length.

In all cases, any of these aerials may be matched by tuning to resonance, then adjusting π or link coupling until the P.A. draws its maximum anode current on resonance.

If it should be found that the transmitter cannot be loaded with the tuner loop described, more turns should be added to the loop. When first adjusting the tuner, the aerial feed points should be modified a turn at a time. When suitable positions are found, connections should be soldered. After adjusting the tuner at the centre of the band (e.g. 3650kc/s. for the 80m band) no other modifications will be necessary.

harmonic radiation, in addition to the normal harmonic suppression furnished by the aerial tuner.

With link coupling, tune the aerial circuit to resonance, and adjust the loop until the P.A. draws its normal loaded anode current. Moving the aerial tapping on the tuner coil will also modify aerial

CERAMIC SPEAKER CABINETS

(Continued from page 883)

the board is not made too weak. This limits the amount of air that can move in the pipe. When fixing the board it is easier to manage if a screw is inserted as a handle. It can then be wedged into position with another screw placed between the board and the pipe. The edges then can be made air-tight with plaster of Paris or similar compound.

The speaker (which must match the amplifiers) should have its face protected from dust by a covering of thin material, and then be bolted firmly on to a board. This board ($\frac{1}{2}$ in. plywood) should have been shaped to fit on to the top of the pipe and can be firmly fixed with more plaster of Paris, etc. The speaker is now in the pipe facing upwards.

A base is now made for the pipe to stand on with a slit about 4in. x 1 $\frac{1}{2}$ in. (for a 3ft by 12in. pipe) left open for the vent. If the bars that hold the base together fit the pipe exactly they will

keep it centrally positioned on its base. A larger cabinet would have a proportionately larger vent hole.

(A reflector may be placed above the speaker to throw the higher notes into the room and gives improved results.)

When all is assembled it can be finished as the reader chooses.

Large ornamental chimney-pots look the best. 3ft tall 12in. flue linings are the neatest. But sewer pipes and drain pipes can be made to look quite neat. I recommend a 12in. pipe with a speaker not larger than 8in. Chimney-pots have the additional advantage of being tapered, which seems to improve their tone. The general rule is the bigger the better. A 9in. pipe seems to be the minimum size for good results. Large speakers find difficulty in moving fast enough for the high notes.

A STEREO AMPLIFIER

8W WITH SINGLE-ENDED OUTPUT CIRCUITS

By R. Hindle

Put this amplifier into use it is necessary only to operate an H.T. switch and there is no delay awaiting the heaters. This switching could be dispensed with, depending on how the constructor wished to use the unit. Some kind of feeder unit will be required and this also could be quite simple, but this will generally carry all the operable controls, being fitted near the turntable. If the assembly is to be built into a cabinet for domestic use the main

indicate that H.T. is switched on. These work with the switches, of course, but they could be provided even in the absence of the switches. The H.T. indicator, in fact, also acts as an H.T. fuse as will be seen when the circuit is reviewed.

Circuit

The circuit is shown in Fig. 1 and no doubt the exceptional simplicity will be noted. This is because of the absence of the usual cathode bypass capacitor.

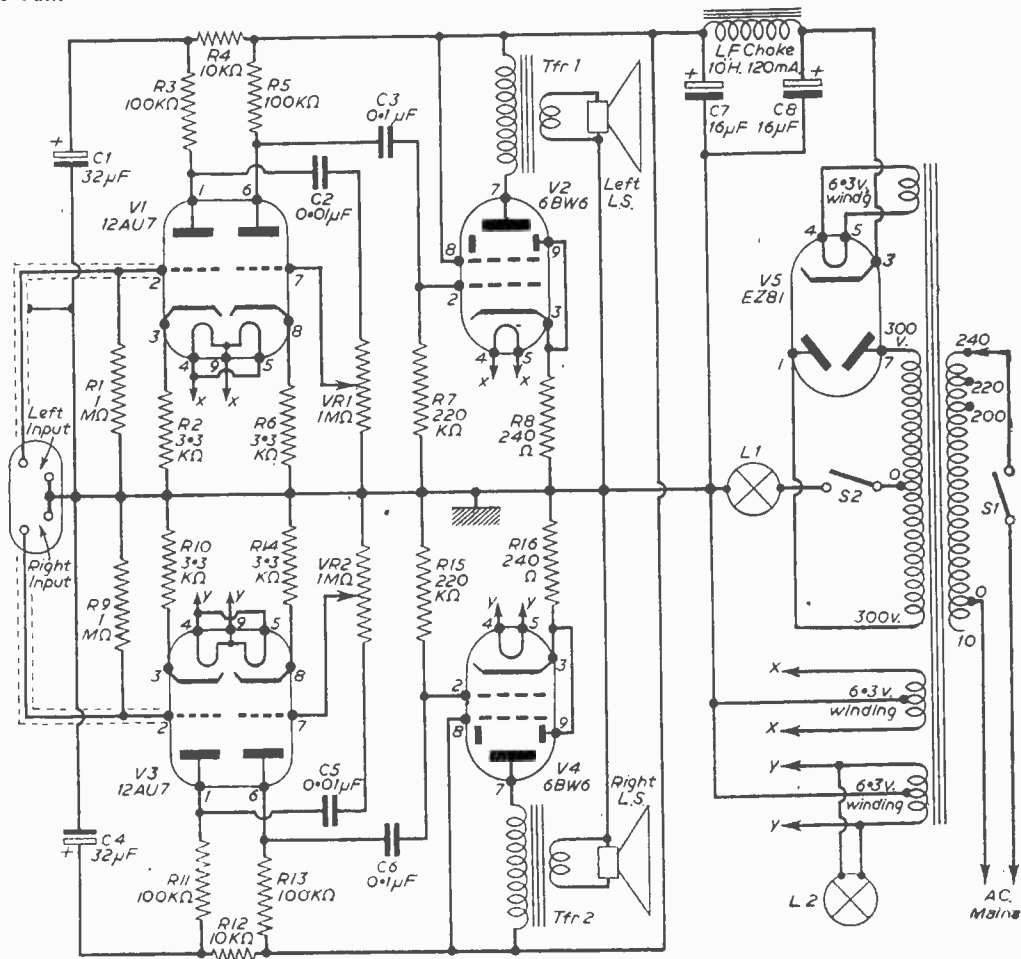


Fig. 1.—The circuit of the amplifier.

amplifier is then likely to be tucked away in an inaccessible position and there is no point in putting any controls on it. On the other hand if the amplifier is to be used on the bench the switches are an advantage.

Two dial lights are provided also, one to indicate that the mains are switched on and the other to

There is a very good case for avoiding reactive components wherever possible because inevitably they introduce a frequency discriminating element, and hence distortion, into the design. If they are made big enough their effect is not noticeable, but this necessitates electrolytic capacitors and these lose

C.R.T. ISOLATION TRANSFORMERS
TYPE A OPTIONAL 25% and 50% BOOST.
 8 V. OR 4 V. OR 6.3 V. OR 10.8 V. 0/2
 13.5 V. MAINS INPUT. 12/6

TYPE A HIGH QUALITY LOW CAPACITANCE
 10/15 pF. OPTIONAL BOOST 25%, 50%,
 75% MAINS INPUT. 18/6

TYPE B MAINS INPUT MULTI-OUTPUT 2,
 4, 6.3, 7.3, 10 and 13 VOLTS. BOOST 25%
 AND 50%. LOW CAPACITANCE. 21/-

TRIMMERS, Ceramic, 50, 50, 70 pF., 5d.; 100 pF.,
 150 pF., 1/3; 250 pF., 1/6; 500 pF., 750 pF., 1/8.
RESISTORS, Preferred values, 10 ohms to 10 meg.,
 1 w. 4d., 1 w. 4d.; 1 w. 8d.; 1 w. 8d.; 2 w. 1/-.
HIGH STABILITY, 1 w., 1%, 1/2. Preferred values,
 10Ω to 10 meg. Ditto, 5%, 100Ω to 5 meg., 9d.
 5 watt } **WIRE-WOUND RESISTORS** 1/8
 10 watt } 25 ohms-10,000 ohms 2/-
 15 watt } 12.5K to 50K 10 w. 3/8

**AMERICAN "BRAND FIVE"
 PLASTIC RECORDING TAPE**

Long Play 7in. reel, 1,800ft.	35/-	Spare Plastic Reels	3/- ea.
9in. reel, 1,200ft.	23/6	Metal Reels	7/2 ea.
5in. reel, 900ft.	15/-		
Standard 7in. reel, 1,200ft.	28/6		
5in. reel, 600ft.	18/-		

"Instant" Bulk Tape Eraser and Head De-cutter. 200/250 v. A.C., 27/6. Leaflet, S.A.E.

O.P. TRANSFORMERS, Heavy Duty 50 mA, 1/8
 Transformer, 354, etc., 4/6. Multitap push-pull, 7/6.
 Push-Pull 10 v. 15/6, 20 w. 6k or 8k, 30/6.
 L.F. CHOKE 15/10 H. 60/65 mA, 5/-; 150 mA,
 8/6 mA, 10/6; 10 H. 120 mA, 12/6; 10 H. 150 mA, 14/-.

MAINS TRANSFORMERS: 200/250 v. A.C.
STANDARD, 250-0-250, 80 mA, 6.3 v. 3.5 a.
 Tapped 4 v., 4 a. Rectifier 6.3 v. 1 a. 5 v.
 2 p. or 4 v. 2 a. (inc. 350-0-350) .. 22/6
MINIATURE, 200 v. 20 mA, 6.3 v. 1 a. .. 15/6
MIDGET, 220 v. 45 mA, 6.3 v. 2 a. .. 15/6
SMALL, 220-0-220, 50 mA, 6.3 v. 3.5 a. 17/6
STD. 250-0-250, 65 mA, 6.3 v. 3.5 a. .. 17/6
FLUORESCENT TUBES, 6.3 v. 7/6, 8/6
 Diode 1, 2, 2, 1, 6, 8 v. 1A .. 8/6
 G.P. Trans. Tapped, 3-30 v., 2A .. 22/6

ALADDIN FORMERS and core, 10in., 8d.; 1in., 10d.
ALADDIN FORMERS 8987/8 and Gans 271/2. (In. sq. x
 2in. and 1in. sq. x 1in., 2/- ea., with core).
SOLENOID Midget Iron 200/10v. or 220/40v. 25w., 24/-.
REMPLOY Instrument Iron. 220/40 v. 25 w. 17/8.
MAINS DROPPER, 8in. x 1 1/2in. Adj. Sliders,
 0.3 amp., 1000 ohms, 4/8, 0.2 amp., 1000 ohms, 4/8,
LINE CORD, 0.3 amp., 60 ohms per ft., 0.2 amp., 100
 ohms per ft., 2-way, 6d. per ft., 3-way, 7d. per ft.
LOUDSPEAKERS F.M. 8 OHM. 5in. Rola, 17/6.
 6in. Plester, 19/6. 6in. x 4in. Rola, 18/-, 6in. Rola
 19/6, 8 x 6in., 21/-, 10 x 6in., 27/6, 10 in. Rola, 30/-,
 4in. Tweeter, 25/-, 12in. R.A., 30/-, 9 x 6in., 25/-.
STEREOGRAM REPRODUCER, 10in. 3 to 15 ohm 10 w., 85/-.
 13in. Baker 15 watt, 3 ohm or 15 ohm 20/6.
12IN. BAKER P.M. SUSPENSION, 15 ohms, 28/-.
CRYSTAL DIODE, G.E.C., 2/-, **GEK24**, 4/-.
HIGH RESISTANCE PHONES, 4,000 ohms, 15/-, **DR-**
MIKE TRAMP, 50-1, 3/8 ea., 100-1, Potent, 10/8.
SWITCH CLEARER, Fluid squirt, 4/8. (In. tin.)
TWIN GANG TUNING CONDENSERS, 365 pF.
 miniature 1in. x 1 1/2in., 10/-, 0.0005 Standard
 with trimmers, 9/-; less trimmers, 8/-; midget, 7/8.
SINGLE, 50 pF. 2/6; 80 pF. 10p, 160 pF. 5/8.
 Solid dielectric 100, 500 pF. 3/8.
SPEAKER FRET GOLD CLOTH, 17in. x 25in., 5/-;
 25in. x 35in., 10/-, Tysan, 4in. 6in. wide, 10/- ft.;
 2ft. 3in. wide 5/- ft. Brown or Red or Green.

New and Boxed VALVES 90-day Guarantee.

1B5	7/8 6L6G	7/8 EABC80	8/8 EY80	10/-
180	7/8 6L6G	10/8 EB91	8/8 HABC80	
174	8/- 6N7M	8/8 EBC33	8/8	12/6
2X2	3/8 6Q7G	7/8 EBC41	8/8 HVR2A	8/8
284	3/8 88A7	8/8 EBF80	10/- M4	8/8
684	7/8 88A7	8/8 ECF84	9/8 PCC84	9/8
614	7/8 88N7	8/8 ECF80	8/8 PCF80	9/8
5Y3	8/8 8V6G	8/8 ECH42	10/8 PLR2	11/6
6Z4	9/8 6X4	7/8 ECL32	10/8 PRN45	8/8
6AM6	8/- 6X5	8/8 EKF39	5/8 PLR2	10/8
614G	5/8 12A77	8/- EFL41	6/8 PY30	7/6
61E6	7/8 12A77	8/- EFS0	8/8 PY81	9/6
68E6	8/8 12A77	8/- EFS0	8/- PY82	7/8
61W6	9/8 12B56	8/8 EFP91	5/- SP61	8/8
6186	8/- 12K7	8/8 EFR2	5/8 UBC41	9/8
614G	7/8 12M7	8/8 EKR39	8/8 UCH42	9/8
61H5	3/8 32L6	9/8 EL41	9/8 UF41	9/6
61B3	8/8 32L6	7/- EL84	8/8 UL41	9/6
636	8/8 80	8/8 EY81	8/8 UY41	8/8
617G	8/8 807	8/8 EZ40	7/8 UZ2	8/8
618GT	8/8 904	1/6 EZ30	8/8 VR105	8/8
6K7G	8/- EA50	1/6 EY61	8/8 VR150	9/8

"REGENT" 4 VALVE



**"96"
 RANGE
 VALVES
 KIT PRICE
 £6. 6. 0.**

**PRINTED CIRCUIT BATTERY
 PORTABLE KIT**

Medium and long wave. Powerful
 output. 6in. high Flux Speaker. T.C.C.
 Printed Circuit and condensers. Com-
 ponents of finest quality clearly iden-
 tified with assembly instructions. Osmer
 Ferrite Aerial and Coils. Rexine covered
 attache case cabinet. Size 12in. x 8in. x
 4in. Batteries used B126 (L5512) and
 AD35 (L5040), 10/- extra. Instructions
 9d. (free with kit). Mains Unit ready
 made for above 39/6. Sold separately.



1961 RADIOGRAM CHASSIS
THREE WAVEBANDS **FIVE VALVES**
 5. W. 16 m. - 50 m. **LATEST MULLARD**
 M.W. 200 m. - 500 m. ECH81, EF89, EBC81,
 L.W. 800 m. - 2,000 m. BL84, EZ850.
 12-month guarantee.
 A.C. 200/250 v. 4-way Switch; short-Medium-
 Long-Gram. A.V.C. and Negative feedback
 5 watts. Chassis 1 1/2 x 2 1/2 x 2 1/2 in. Glass dial,
 horizontal or vertical wording, size 10in. x 4 1/2in.
 Aligned and calibrated. Isolated Chassis.

£9.10.0 Carr. & Ins. 4/6.
MATCHED SPEAKERS FOR ABOVE CHASSIS.
 5in. 17/6; 10in. 25/-; 12in. 30/-.

RECORD PLAYER BARGAINS



4 Speed Autochangers, B.S.R., U.A.8 £6.15.0
4 Speed Autochangers, U.A.8 Stereo. £7.10.0
Collaro Conquest £7.18.6
Garrard Model 210 £10.10.0
4 speed Single Playern, EMI £8.18.8
Garrard TA Mk. II £8. 8. 0.
Garrard 4 HF Transcription £17.8.6

Volume Controls 80 ohm COAX

Long spindle. Guarant- Postage 1d. per yard.
 1 year. Midget. 20cm air spaced 1in.
 3K ohms to 1M. 50 ohms only.
 Stranded core. 6d. yd.
 No. 5. D.P.5T. Fringe Quality 1/- yd.
 Linear or Log Tracks. All Spaced.

COAX PLUS .. 1/- **LEAD SOCKET** .. 2/-
PANEL SOCKETS 1/- **OUTLET BOXES** .. 4/6
BALANCED TWIN FEEDER yd. 6d. 80 or 300 ohms.
DITTO SCREENED per yd. 1/3. 50 ohms only.
WIRE-WOUND POT, 3 WAT. Pre-set Min.
 TV Type. All values 25 ohms to 25 K., 3/- ea.
 30 K., 50 K., 4/- (Carbon 30 K. to 2 meg., 3/-).
WIRE-WOUND 4 WATT Pots. Long Spindle.
 Values, 100 ohms to 50 K., 8/6; 100 K., 7/8.

ALUMINIUM CHASSIS, 18 s.w.g. undrilled.
 With 4 sides, riveted corners and lattice fixing
 holes, 2 1/2in. sides, 7 x 4in., 4/8; 9 x 7in., 5/8;
 11 x 7in., 6/8; 13 x 9in., 8/8; 14 x 11in., 10/8;
 15 x 14in., 12/6; 18 x 18 x 3in., 18/6.

HI-GAIN BAND 3 I.T.A. PRE-AMP KIT.
 Cascade circuit with valve EC64. Price 29/6.
 With Power Pack, 49/6. Plans only 6d.
 Band 1 BBC version, same price.

CONDENSERS, New Stock. 0.001 mfd. 7 kV.
 T.C.C. 5/8. Ditto, 20 kV, 9/8, 0.1 mfd. 7 kV, 9/6.
 Tubular 500 v. 0.001 to 0.05 mfd., 9d. 0.1 1/-;
 0.25, 1/6; 0.5/350 v., 1/9; 0.1/350 v., 9d.; 0.1/1000 v.
 1/9; 0.01/2,000 v., 1/8; 0.1 mfd., 2,000 volts, 3/8.
CERAMIC CONDS. 500 v., 3 pF. to 0.01 mfd., 5/8.
SILVER MICA CONDENSERS, 10%, 5 pF. to 500
 pF., 1/2; 600 pF. to 3,000 pF., 1/8. Close tolerance
 (±1 pF.) 2 pF. to 47 pF., 1/8. Ditto 1/2 50 pF.
 to 215 pF., 1/8; 1,000 pF. to 6,000 pF., 3/8.

I.F. TRANSFORMERS 7/6 pair
 465 Kcs/Sig Tuning Miniature. (Cans, 1in. x
 1in. x 2in. High) with 500 ohm bandwidth.
 By Pye Radio. Data sheet supplied.
 Weymouth 8d. I.F. 465 Kcs. 18/6 per pair.

NEW ELECTROLYTICS. FAMOUS MAKES

TUBULAR	TUBULAR	CAN TYPES	MAKES
1/350v. 2/-	50/350v.	5/8	18/600v. 4/-
2/350v. 2/8	100/25v.	2/-	32/350v. 4/-
4/450v. 2/3	250/25v.	2/8	100/270v. 6/8
8/50v. 2/3	500/12v.	3/-	2,500/5v. 4/-
8/500v. 2/9	500/12v.	3/-	32+32/350v. 5/-
16/450v. 3/-	8+8/450v.	3/8	32+32/450v. 6/-
16/500v. 4/-	8+8/450v.	3/8	50+50/350v. 7/-
32/450v. 3/8	16+16/450v.	4/8	64+120/270v. 7/8
25/250v. 1/9	16+16/600v.	6/8	64+120/350v. 11/6
50/50v. 2/-	32+32/350v.	4/8	100+200/275v. 12/6

SELENIUM RECTIFIER, 500 v. 85 mA, 7/6.
CONTACT COOLED, 250 v. 50 mA, 7/6; 50 mA, 8/6;
 85 mA, 9/6; 200 mA, 21/-; 300 mA, 27/6.
COILS Wearing. "T" type, 3/- each. Osmer Midget
 "T" type adj. dust core from 4/-. All ranges.
TELETRON, L & M. T.R.F. with reaction, 8/6.
FERRITE CORE AERIAL, M.W. 5/8; M. & L. 12/6.
T.R.F. COILS, A.H.F. 7/- pair. E.F. CHOKE, 8/6.
FERRITE ROD, 8in. x 1/2in. dia., 2/6.

JASON F.M. TUNER COIL SET, 29/-, H.F.
 coil, aerial coil, Oscillator coil, two I.F. trans.
 10.7 Mc/s. Ratio Detector and heater choke.
 Circuit book using four 6AM6, 2/6.
COMPLETE JASON F.M. KIT FMT1,
 with set of 4 Valves, £6.5.0. Details S.A.E.

FULL WAVE BRIDGE SELENIUM RECTIFIERS,
 2, 6 or 12 v. 1 amp., 8/9; 2 a., 11/8; 4 a., 17/6
CHARGER TRANSFORMERS, Tapped input 200/
 250 v. for charging at 2, 6 or 12 v., 1 amp., 15/8;
 2 amps., 17/6; 4 amps., 22/6. Circuit included.
VALVE and TUBE equivalent books, 9/6.
TOGGLE SWITCHES, S.P. 2/-, D.P. 3/6. D.F.T. 4/-
WAVECHARGE SWITCHES
 5 p. 4-wave 2 water long spindle 6/8
 2 p. 2-way, or 3 p. 2-way short spindle 2/8
 2 p. 6-way, 4 p. 2-way, p. 3-way long spindle 8/6
 3 p. 4-way, or 1 p. 12-way long spindle .. 3/6
VALVE HOLDERS, Pat. Int. Oct., 4d. EF80, EA50,
 6d. B12A, CRT, 1/8, Eng. and Amer. 4, 5, 6, and
 7 pin, 1/8. MOULDED MAZDA and Int. Oct., 6d.
 B7G, B9A, B9G, B9A, 9d. B7G with can., 1/8.
 B9A with can., 1/8. CERAMIC EF50, B7G, B9A,
 Int. Oct., 1/8, 5/cans. B7G, B9A, 1/-.

NEW MULLARD TRANSISTORS
 Audio OC71 .. 10/- EF 15/6
 OC72 .. 12/6 OC45 .. 12/6
 50m Miniature Electrolytics, 15 volt. 1, 2, 4,
 5, 8, 25, 50, 100 mfd., 3/- each.

RADIO COMPONENT SPECIALISTS

Postal service 1/-, over £2 free. (Export Extra) C.O.D. 1/6. (Wed. 1 p.m.) THO 1665. Buses 133 or 68



Indispensable

THE MULTIMINOR

19 Ranges

D.C. Voltage: 0-1,000V in 7 ranges

A.C. Voltage: 0-1,000V in 5 ranges

D.C. Current: 0-1A in 5 ranges

Resistance: 0-20,000 Ω, 0-2M Ω

Pocket Size: 5½ x 3½ x 1½ inches.

Weight: 1 lb. approx.

List Price **£9. 10s.**

Complete with Test Leads and Clip.
Leather Case if required 39/-.

Sensitivity:

10,000 ohms per volt on D.C. voltage ranges.
1,000 ohms per volt on A.C. voltage ranges.

Accuracy:

On D.C. 3% of full scale value.

On A.C. 4% of full scale value.

To meet special requirements, instruments can be supplied to a higher degree of accuracy for a small additional charge.

Whether you're building your own amplifier or servicing a complete installation—for fault finding on anything from pre-amplifier to speaker—you'll find the MULTIMINOR to be "just right." You'll enjoy using this neat pocket instrument giving readings over nineteen ranges on a clear open scale. A.C. and D.C. voltage. D.C. and Resistance measurements are made by means of only two sockets. The robust, easy-to-read range selector has a smooth, clean, positive action.

"Can you afford it?" Let's say rather—"Can you really afford to be without it?"

Designed and Manufactured by

AVO LTD AVOCET HOUSE - 92-96 VAUXHALL BRIDGE, RD. - LONDON - S.W.1
A MEMBER OF THE METAL INDUSTRIES GROUP OF COMPANIES

Telephone: VICTORIA 3404 (12 lines)

MM.10

KINGSMERE SUPPLIES LIMITED

Insured Post 1/-, over £2 free (Export extra.)
Single valves, post 6d.

MAIL ORDER HOUSE

TERMS: Remit with Order or C.O.D.
Cash refund guarantee!

Built to the highest specifications these chassis offer the finest value to the enthusiast.

ALL BRITISH RADIOGRAM CHASSIS. 3 WAVEBANDS 5 MULLARD VALVES

ECH81 EF89, EBC81, EL84, EZ80
Brand new and guar. A.C. 200/250v. Short - Medium - Long Gram, P.U. High Q dust core coils. Latest circuit technique. AVC and neg. feedback. 4 watts. Chassis size 13½ x 6 x 7in Aligned and calibrated ready for use. Quality at Low Cost. Chassis isolated. H.P. Dep. £5 and five monthly of £1



BRAND NEW AND BOXED

with Template
4 SPEED
MODEL UA8

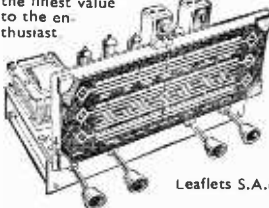
£6.15.0

STANDARD OR STEREO PICK-UP

GARRARD 4-SPEED HIGH FIDELITY UNITS

Autochanger RC210 £9.19.6
Single Player TA Mk.11 £7.19.6
Transcription 4HF £15.19.6

Price inc. plug-in normal heads. Stereo hds. £2 ex.



Leaflets S.A.E.

OUR PRICE £9.9.0

Matched Speakers, 5in., 6½in., 8in., 17/6 ea. 10in. 25/-, 12in 30/-

BRAND NEW

OZ4	6/-	6BA6	7/-
IR5	6/-	6BE6	7/-
IS5	6/-	6C4	5/-
IT4	5/-	6D6	6/-
2X2	2/6	6F6G	7/-
3Q5	9/-	6G5	5/-
3S4	7/6	6H6	3/6
3V4	7/6	6J5	5/6
5U4	6/-	6I6	5/6
5Y3G	6/-	6J7G	6/6
5Z4G	9/6	6K6GT	5/-
6AC7	3/6	6K7G	5/-
6AG5	5/-	6K7M	7/6
6AL5	4/-	6K8G	5/-
6AM	4/-	6N7M	5/-
6AT6	7/6	6Q7G	7/6
6B8G	5/-	6SA7M	5/-

VALVES

6S17M	6/-
6SN7GT	6/6
6U5G	7/6
6V6G	5/-
6X5G	6/-
12A7	6/-
12AU7	6/-
12AX7	6/-
12K7GT	6/6
25YG5	9/6
35L6	5/6
35Z4	5/6
80	5/-
954	1/6
956	1/6
DAF9	5/-

Matched Pairs 1/- extra

DF96	8/-	EL41	9/-
DK96	8/-	EL84	3/6
DL96	8/-	EM81	9/6
EABC80	8/-	EY51	7/6
EB91	4/-	EY86	7/-
EBC41	8/-	EZ40	7/-
EBF80	10/-	EZ80	7/-
ECC84	3/-	E1148	1/-
ECH42	10/-	HABC80	10/-
FCL80	10/-		
ECL82	10/-	HVR2A	6/-
FF35	5/6	K133C	10/-
FF41	2/-	MU1	7/6
FF9C	1/-		3/6
FF9Z	1/-	PCC84	1/-
EL32	7/-	PCH8	7/6

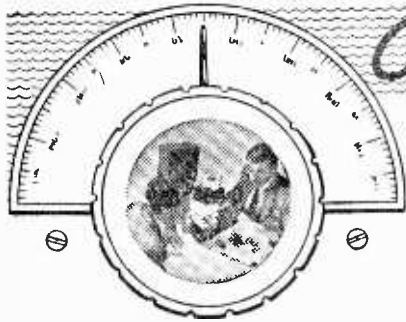
PLASTIC RECORDING TAPE

Long Play	Standard
7in reel 1,800ft 32/-	7in reel, 1,200ft. 19/6
5½in reel 1,200ft 19/6	5½in reel, 850ft. 16/-
5in reel 950ft 16/-	5in reel 600ft. 12/6
5in Plastic reels all sizes	...
"Instant" Bulk Tape Erase and Head De-fluxer	200/250 v. A.C., 27/6. Leaflet, S.A.E.

SETS OF VALVES

19/6	R5, IT4, IS5, 3S4 or 3V4.
27/6	DK96, DF96, DAF96, DL96.
27/6	6K8, 6K7, 6Q7, 6V6, 5Z4 or 6X5.
37/6	ECH42, EF41, EBC41, EL41, EZ40.
39/6	ECH81, EF89, EBC81, EL84, EZ80.
35/-	12K8, 12K7 12Q7, 35L6, 35Z4.
35/-	UCH42 UF41 UBC41, UL41, UY41.
39/6	UCH81 UF89 UBC81 UL84. UY85.

25 FOAMCOURT WAY, FERRING, WORTHING, SUSSEX



On Your Wavelength

BY THERMION

Pocket Sets

I was recently loaned a pocket set of doubtful make and asked what I thought of it. I had not previously troubled about this type of apparatus, but was agreeably surprised by the quality and tone of reproduction in London. I had to make a journey and thought it would be a good idea to take the set with me. I am glad I did so, as I found that the performance of the set varied considerably from area to area. In fact at one place I could hear nothing at all on it, and it must be remembered that the small aerial which is fitted is very dependent upon signal strength in the area. I am sure that much of the disappointment which is expressed by readers in this type of apparatus is due to its use in unsuitable areas, or perhaps by the use of an unsuitable set in a bad area. If you happen to be one of those who perhaps have been disappointed, try a better type of set. Perhaps you tried a two transistor loudspeaker set and did not get much joy out of it, whereas a four transistor set might completely change your mind on this type of receiver.

Annoyance

Whilst on the subject of these little sets I would like to mention that a note appeared in a local paper recently deploring the introduction of them, as they annoy other people. The writer said he had visited a beach on the south coast and could not enjoy his stay as several portables were "blaring out" in the neighbourhood. After all, many people do go out into the country or to the seaside to get away from the noises of civilisation, and it can be very annoying to hear the radio following you—especially as in many cases the users of these sets seem to prefer modern jazz. I venture to think that if these little sets do become very popular and this type of outdoor use grows, the Noise Abatement Society will try and do something about it. I believe that in the London parks the L.C.C. have a by-law preventing the use of radios at a volume which can cause annoyance to members of the public.

Radio Speeds X-ray Servicing

All X-ray service engineers of Philips Electrical Ltd. working in the Home Counties now have their cars fitted with two-way radio. And after only two months working the scheme has already shown reductions in engineers' time and costs and an all-round increase of efficiency.

The control room is at the company's X-ray service H.Q., Balham. Signals are put out on 70Mc/s, the transmitting mast being situated at nearby Crystal Palace.

The longest distance over which a conversation has so far been held was between London and Winchester.

Engineers on the system call Balham whenever they have completed a job. They can then be sent to other calls which have since come in, or they can be recalled to base.

S.W. Receivers

I RECENTLY wrote about short-wave reception and in the course of my notes I mentioned that many years ago a set which I was using had proved better than a commercial (American) S.W. set, and that details of this set had been published in these pages. I have received dozens of letters since those notes appeared, asking if a copy of the issue or issues describing the set could be obtained, and in many of these letters readers suggested, if the information was no longer obtainable, that I might be in a position to recommend a modern set which would be ideal for short-wave listening. The details of the set in question are completely out of print (it was in a pre-war issue), and in any case it could not now be built as it incorporated certain components and parts which are no longer on the market. The circuit incorporated the superhet principle, with an "S" meter, and the main novelty was in the tuning circuits, where band-spreading was employed, but the band-setter consisted of the ganged main tuning condensers, and the small band-spreaders were ganged and taken to the main slow-motion tuning control fitted with a 300deg tuning dial which formed the main control. Therefore, if you are seeking a new set, look for some similar type of tuning system if this arrangement interests you and above all try and select one with an "S" meter. Although this means little from a point of view of reporting signal strengths (there is no basic measurement, remember, and it is purely an arbitrary reference) it does give the user of the receiver a direct reading which may be used for comparisons.

The "Best" Set

As for my recommending a set, this is a little difficult as personal preferences play such a large part in the choice of a set, not only from the point of view of operation, but also from the appearance. Some amateurs like to see a set full of dials and controls, even if half of them are more ornamental than useful, whilst others prefer an open bread-board type of construction which gives results—never mind the looks. I have tried many ex-government pieces of apparatus, but remember that these have in the main been designed to do a specific job, and as such price has not been spared. But whether they will fulfil a general purpose situation such as is needed in the amateur's den is another matter. The receiver which I kept longest in my active transmitting days was an AR88, and I had no fault to find with it. It had an "S" meter and stood up well to the work it had to do at an active amateur station, but I know it does not suit everybody.

Amplified D.C. Transistor Receiver

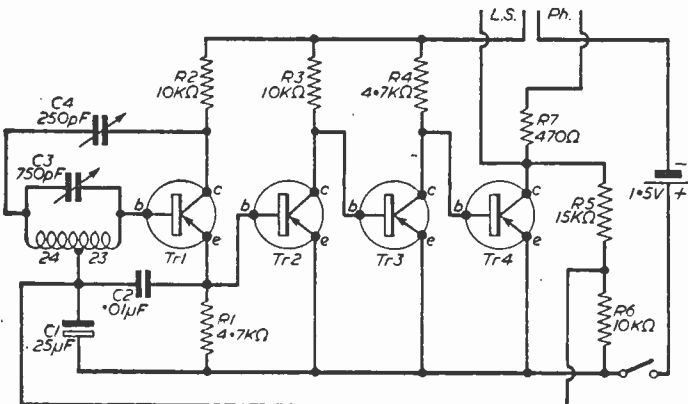
THIS RECEIVER MAY BE USED WITH EITHER AN AMPLIFIER OR AN EARPIECE

By E. J. Wotton

HAVING spent considerable time trying to produce a small radio receiver which could compete with the commercial sets now on the market, the following effort justifies the time and small outlay entailed. The complete arrangement consists of:—1 A receiver. 2 An earpiece. 3 An amplifier. The approximate cost is £6 10s. 0d., although most amateurs will find many of the components in their spares box. The receiver can be used with the deaf-aid earpiece as a pocket personal receiver using a small ferrite rod aerial. If on the other hand one wishes to share the radio with others, the earpiece is simply unplugged, complete with flex, and the amplifier plugged in and switched on. The mere act of removing the small homemade plug from the receiver switches it off. The amplifier can also be used as an intercom, using the earpiece as a microphone, and also as a gram amplifier. When used this way it would be necessary for a volume control to be introduced.


Receiver

It will be noticed that the circuit is the now well-



The receiver circuit (the tapped coil is wound on a ferrite rod and constitutes the aerial).

known 4-transistor type, first published in the May issue of PRACTICAL WIRELESS. The only modification which seemed necessary was the aerial winding, this being some 2in. of $\frac{1}{16}$ in. ferrite rod with 47 turns of 33 s.w.g. enamelled copper wire wound on



The completed receiver and its amplifier.

a Sellotape covering tapped at 23 turns. Transistor holders are used throughout. A U12 battery is also accommodated in the case, and, as only 2mA are consumed, it will be found to last many weeks.

Method of Assembly

The first procedure is to cut a stiff piece of cardboard about 2½in. x 3½in. Then cover the ferrite rod with one or two layers of Sellotape and, starting about ½in. from one end, wind on 23 turns of approx. 33s.w.g. enamelled copper wire and twist a 3in. long loop, then continue with another 24 turns leaving a 3in. Cover with a layer of Sellotape. Clean and tin the ends and tap ready to solder in position. Carefully lay out the components on the cardboard making sure that there is enough room for the socket contacts (see Fig. 1), and battery. Mark the position of the transistor holders, battery, and sockets and pierce the cardboard each side of the transistor holders and secure them with thread. Make battery contacts from springy brass (see Fig. 2), and clip into the cardboard allowing the battery to be a spring fit. The compression condensers can be temporarily secured by their nuts. The socket

contacts are also made with springy brass and secured at a later stage. Proceed with the wiring.

Socket Contacts

The centre contact also acts as the switch, so be careful that the two pieces of brass do not come into contact with each other. This method of fixing the contacts to the card chassis is very satisfactory, it was found better if the brass was laid flat on to the card and ears marked before bending

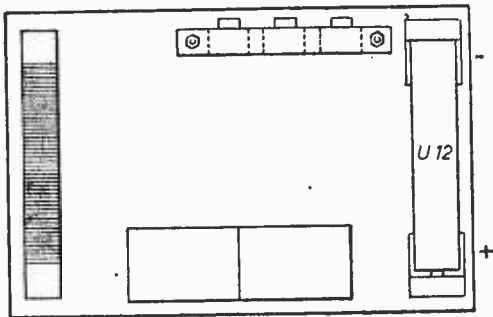


Fig. 1.—General layout of receiver.

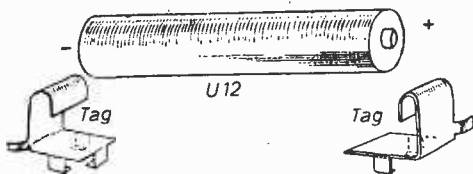


Fig. 2.—Receiver battery clips.

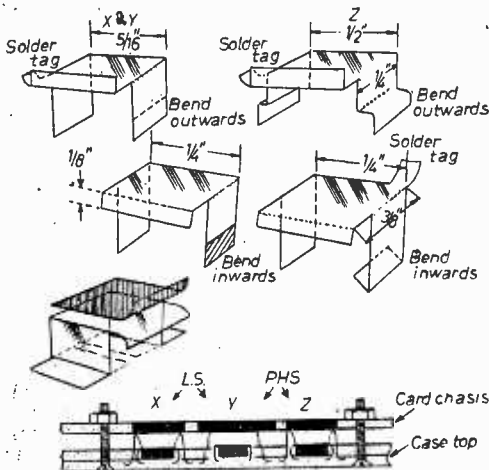


Fig. 3a.—Details of the construction of the socket contacts.

at right angles. The small slots were formed by using a small screwdriver. The indents in the one side of the plugs were cut out with a $\frac{1}{16}$ in. chisel, being careful not to cut right through the plastic.

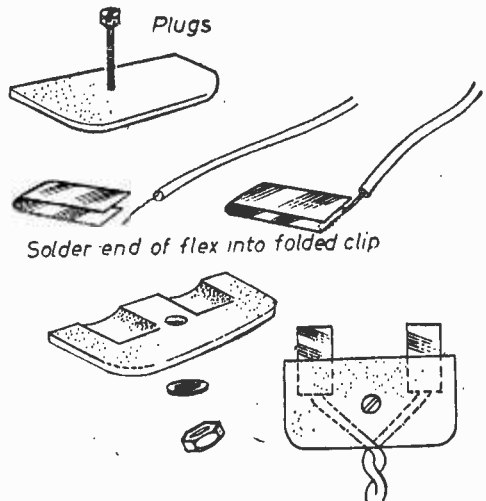


Fig. 3b.—Method of mounting the brass clips on the plastic.

It can be seen that it is not important to prevent the two halves of X and Z from touching. A small strip of plastic was bolted over the set of three contacts (Fig. 3). At this stage it is best to mount the whole assembly on the top of the case. Cut a piece of plastic, size $3\frac{1}{2}$ in. x $2\frac{1}{2}$ in.

Carefully mark the position of the compression condensers making sure the chassis is $\frac{1}{16}$ in. smaller

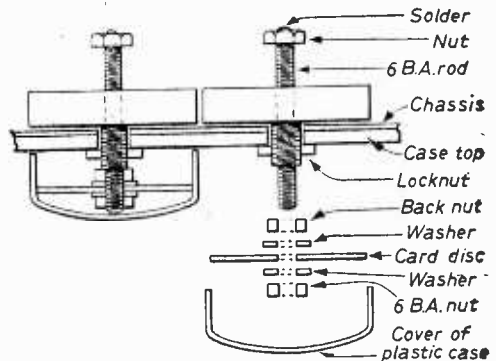


Fig. 4.—Removing the back nuts.

on all sides, drill two $\frac{1}{16}$ in. holes for this. remove back nuts and bolt the chassis to the top with them (see Fig. 4). Now the plastic strip can be bolted right through the chassis and the top with two 8B.A. countersunk bolts (Fig. 3).

The Cabinet

The tuning knobs are quite easy to make and fix. Cut two pieces of 6B.A. threaded brass rod $\frac{1}{16}$ in. long and solder a nut on one end. Remove the adjusting screw supplied with the condensers and screw in the prepared spindles which should stand out about $\frac{1}{16}$ in. when screwed in tight. Obtain two plastic container covers about $\frac{1}{16}$ in. diameter.

COMPONENTS LIST

Receiver

- R1—4.7k, R2—10k, R3—10k, R4—4.7k,
- R5—15k, R6—10k, R7—470Ω,
- C1—25μF Sub min Elec. 6VW.
- C2—0.01 Ceramic.
- C3—750pF Comp Trimmer.
- C4—250pF Comp. Trimmer.
- T1—Coupling transformer; about 8½:1.
- T2—Driver transformer; red spot; two XB104.
- T3—Output transformer to match two XB104s to loudspeaker.

Ferrite Rod 2in. by ½in.
About 3yd of 30 to 35s.w.g. covered copper wire.

Amplifier

- R8—10k, R9—56k, R10—3.3k, R11—1.2k,
- R12—10k, R13—22k, R14—470Ω, R15—1.0k,
- R16—7.5k, R17—180Ω, R18—56k.
- C5 6μF
- C6 100μF
- C7 12μF
- C8 100μF } Miniature Electrolytic 6VW
- C9 100μF
- C10 100μF
- C11 0.1μF

Transistors

- No. 1 White Spot R.F.
- No. 2, 3, 4, 5, 6 Red Spot A.F.
- No. 7, 8 XB104. Red Spot. Perdio 3in. loudspeaker. Offcut Wacerite about 14in. by 6in. Medium Resistance Earpiece. 2yd small flex. Small switch. About 6sq.in. springy brass.

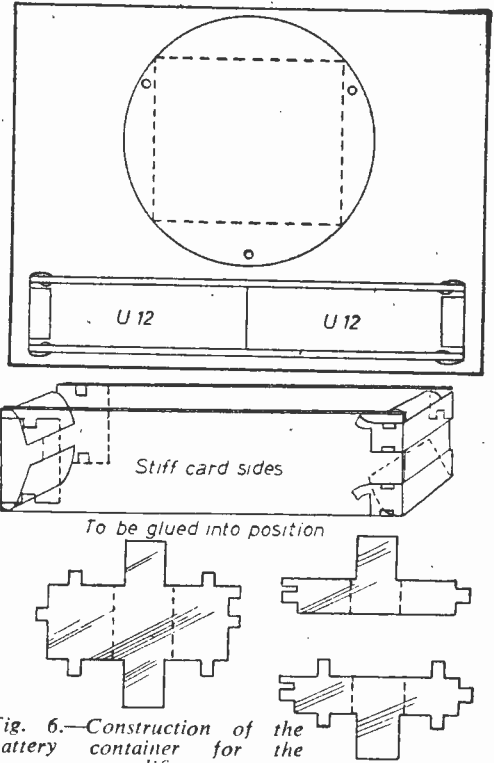


Fig. 6.—Construction of the battery container for the amplifier.

Fig. 5 (above right).—The layout for the amplifier.

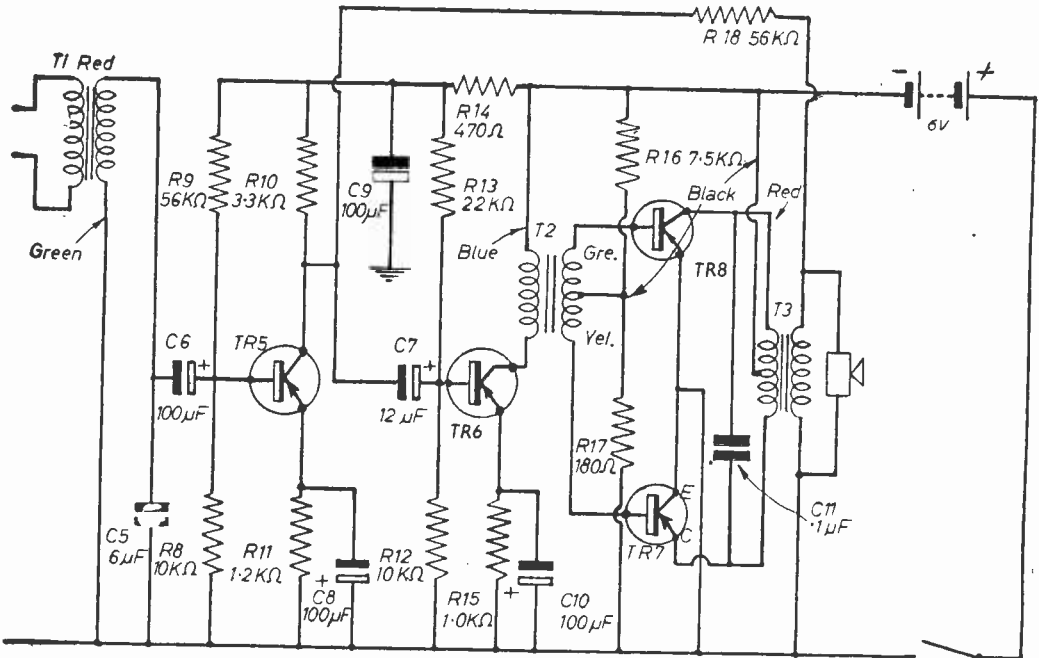



Fig. 7.—The amplifier circuit.

Mark two circles on stiff cardboard to fit tightly into the knobs and drill a hole in the centre to pass over the 6B.A. spindle. Secure in position with a nut and washer each side. Press the knobs over and secure with some adhesive. Turn the knobs clockwise until the trimmers are fully open, and leave to set (see Fig. 4). The case is then made by cutting the four sides from plastic or any material preferred by the reader. Three notches are cut in one side to correspond with the sockets, and four sides are glued to the top. When quite dry, a cover is cut to fit securely with four pieces of Sellotape, and carefully the corners are filed smooth. Remove the back and fit the battery and transistors and check that the polarity is correct. Replace the back and plug in the earpiece lead. It



The lay-out of components in the completed receiver.

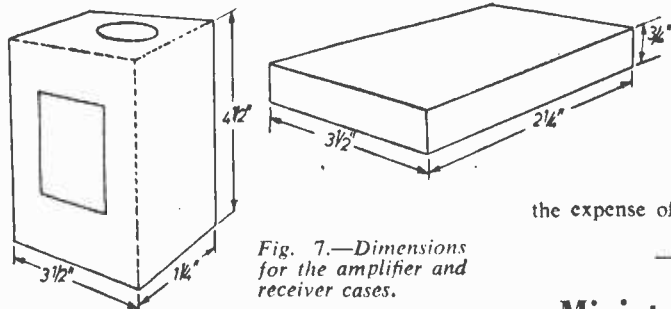


Fig. 7.—Dimensions for the amplifier and receiver cases.

should be quite easy to obtain a strong signal when C4 is at the point of oscillation.

Amplifier

Cut a piece of plastic size $3\frac{1}{2}$ in. x $4\frac{1}{2}$ in. Position the components on the back of this and mark the fixing holes. Drill these to take about size 6B.A. bolts. Cut a hole either square or round to correspond with the loudspeaker position (Fig. 5), it was found that a rectangular hole was quite adequate.

Before fixing the loudspeaker in position a piece of fine linen was glued over the aperture. Now that the loudspeaker and transformers are in position, carefully lay out the other components. Next proceed with the wiring from the loudspeaker end, working back to the input transformer, leaving enough space to slip the transistors into their holders. The batteries should be allowed plenty of space. When the wiring is complete, the sides can be fitted together. With the small switch it is as well to solder the connections to this before gluing into position on the sides. The best way to accommodate the batteries is to make a small cardboard frame with the contacts fixed in the usual manner (Fig. 6). In all cases when making the small brass contacts it is wise to leave a large nib which can be soldered to the wiring. The

input flex is soldered into position, knotted and passed out through a small hole in the side, after which the home-made plug can be attached. (See Fig. 4).


With the coil wound as before it is not possible to receive the Third Programme. If a 100pF is wired in parallel with C3 this station can be tuned in, but at the expense of losing Radio Luxembourg.

Miniature I.F. Transformers

A new range of miniature pass-band intermediate frequency transformers has been introduced by the Wireless Telephone Co. Ltd., one of the Plessey Group of companies. These are intended for portable transistorised receivers with intermediate frequencies within the range of 450-480kc/s. The chief feature of the new transformers is the parallel mounting of the coils which gives stable coupling and compact assembly. The ferrite cup cores are potted in an epoxy resin to give good mechanical rigidity with resistance to vibration. The can size has been reduced to $1\frac{1}{2}$ in. x $\frac{1}{2}$ in. x $\frac{1}{4}$ in.



Double tuned transformers are used in the first two stages, and a single tuned unit in the third stage, and I.F. alignment is carried out by adjustable dust cores. These are mounted in a novel way: in place of the normal threaded core a plain core is bonded to a polystyrene screw working in a threaded hole in the coil former. This provides a robust adjusting screw for operation by conventional metal-bladed screwdrivers, and this design allows the cores to be wax sealed after final trimming.

The transformer for the third stage has the diode R.F. by-pass capacitor mounted inside the shielding can. *Wireless Telephone Co. Ltd., Hallamgate Works, Crookes Road, Sheffield 10.*



Above.—An above-chassis view of the amplifier.

Below.—The lower side of the tape-deck.



The underchassis view of the amplifier and its panel.

A Versatile **TAPE REC**

THIS tape-recorder uses a Motek K.9 tape-deck in conjunction with a home-built amplifier and cabinet. For convenience, the recorder can be divided into two sections. The tape transport mechanism and associated motors, together with the record/playback and erase heads, form one section; whilst the amplifier, power-supply, cabinet and loud-speaker form the other.

The Tape-Deck

From the start, it was decided to use a commercially built tape-deck, as previous efforts to build a satisfactory deck had not been successful. One of the main difficulties in constructing a tape-deck is to achieve a very steady tape transport mechanism together with a fast and efficient rewind. Although reasonably fair results were obtained, these were not of a high standard. The tape-deck finally chosen is easily built into a home-made cabinet, small in size although taking 7in. reels, and has simple, push-button controls. The layout of the mechanical parts of the deck is such that there is ample room for placing an amplifier, power-supply and loud-speaker underneath it, without any need to miniaturise or place components in positions likely to get overheated.

Positioning the Power Supply

Preliminary measurements on the deck gave an idea as to what room was available for the various pieces of equipment and also the best layout. One of the difficulties in magnetic recording is the susceptibility of the various parts of the apparatus to interact with each other and produce undesirable hum and noise. The power-supply is the chief offender, especially if placed close to the record/playback head. The best place for the power pack is as far away as possible from the head, yet in a space that will allow an uncramped layout and a small amount of movement, for even altering the position of the mains-transformer by $\frac{1}{4}$ in. can greatly reduce hum.


Choice of the Loudspeaker

In order to obtain good results from the loudspeaker, it should be as large as possible and well mounted in the cabinet. The maximum size of loudspeaker that could be used without making the cabinet too bulky was found to be 8 $\frac{1}{2}$ in. x 5 $\frac{1}{2}$ in. An

ORDER

A HOME-MADE AMPLIFIER AND CABINET WITH A COMMERCIAL TAPE-DECK

By D. L. Woolley



alternative was considered in the form of two smaller loudspeakers, but on comparing the results obtained from the two arrangements, the larger loudspeaker sounded more realistic, especially for music. Finally, a high-flux permanent-magnet loudspeaker was chosen.

The Amplifier

With a general idea as to the room available, the amplifier was considered next. It had already been decided as to what was expected of the amplifier and it was necessary to design one which would fit into the allotted space and yet would function as required.

For a recorder of this type, the amplifier has to serve both as a record and play-back amplifier; each function being determined by suitable switch-

signal to energise the recording head in the record position, and a similar amount of gain to drive the loudspeaker from the small playback signal. As the average output from a combined record/playback head is only about 3mV, the gain has to be very high. In carrying out these functions, the hum and noise level should be kept as low as possible, or the signal to noise ratio will be greatly reduced. Another difficulty to be faced is that of providing the correct compensations for the non-linear record/playback process.

The graph (Fig. 1) shows the probable constant-current recording frequency response and the required playback compensation. At low frequencies—between 50c/s and 1,500c/s a compensation network, giving 6dB per octave boost, is required, but above about 1,500c/s another network is needed giving more than 6dB. A number of ways of doing this are described later, including the one chosen for this recorder.

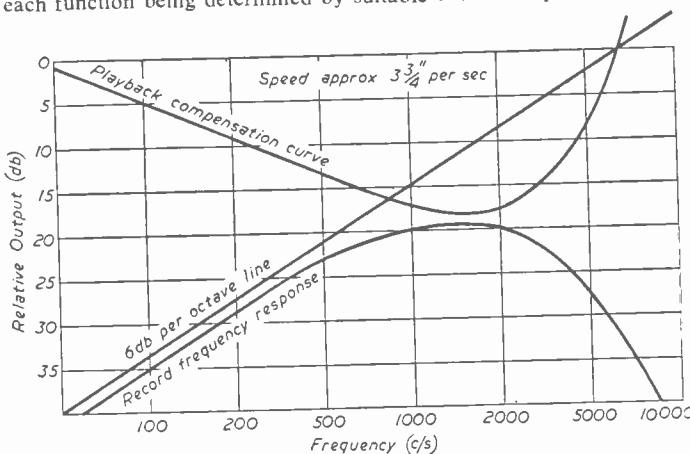


Fig. 1.—The graph of the relative output (dB) to frequency.

ing. In addition, there are several aspects of such an amplifier which are very important. It must have sufficient gain to amplify signals from the microphone, or other source, to provide an adequate

recording signal for the recording head in the record position, and a similar amount of gain to drive the loudspeaker from the small playback signal. As the average output from a combined record/playback head is only about 3mV, the gain has to be very high. In carrying out these functions, the hum and noise level should be kept as low as possible, or the signal to noise ratio will be greatly reduced. Another difficulty to be faced is that of providing the correct compensations for the non-linear record/playback process.

In order to provide a high frequency signal for both erasing and biasing, an oscillator is needed, working at a frequency of about 60kc/s, but it is only required during the record process.

Record/Playback Switch

With these thoughts in mind, the circuit diagram (Figs. 2 and 3) was the one finally chosen. In all, only five valves are used, one being a full-wave rectifier, and of the other four, only three are used during playback.

With amplifiers of this type, great care is needed when designing the switch that will convert the amplifier from the record to the playback position. In this case, the number of switched circuits has been kept down to a minimum without sacrificing

any efficiency. There are only four sections of the switch, each being three-way. The second, or central, position of the switch is used to convert the amplifier into a general purpose one, so that it can be used without the tape-deck. Another important feature of the switch mechanism is that

via C14 and R19 to SB1 where they are switched on to the high-impedance record head. The oscillator valve V4, is also switched on by SD1 and bias signals are applied via C17 and SC1 to the record head, whilst an erase signal is fed via C18 to the high-impedance erase head.

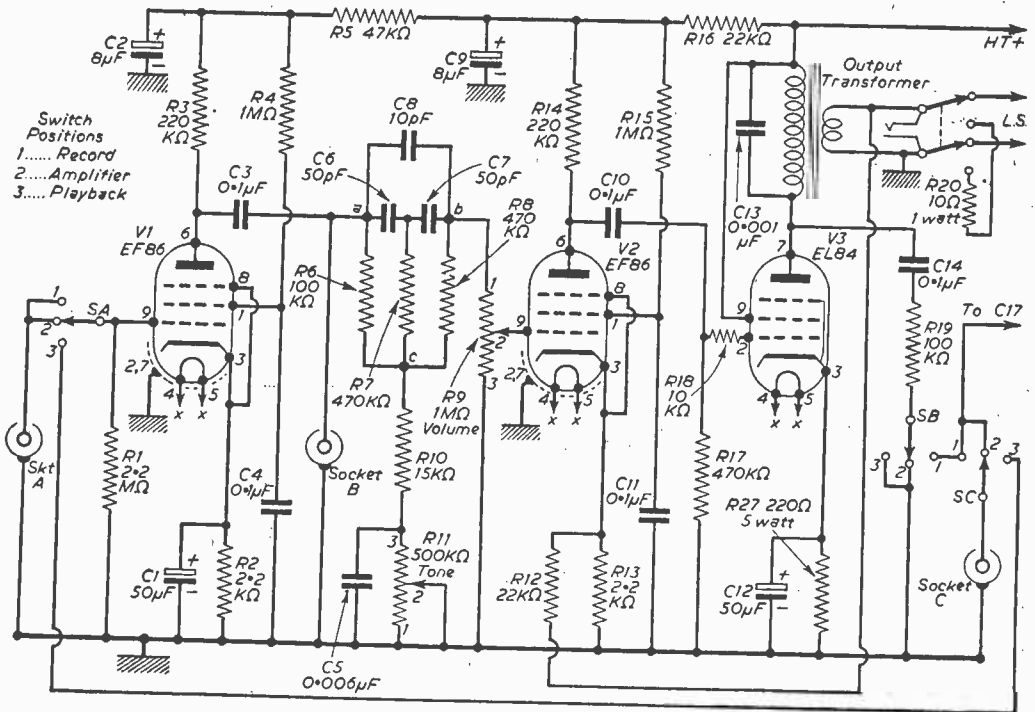


Fig. 2.—The circuit of the amplifier, excluding the bias oscillator and power supply.

on switching from record to amplifier, the bias voltage on the record head is made to die away slowly as C19 discharges. This prevents the record head from becoming magnetised by abruptly switching off the bias. A magnetised head will introduce a great deal of additional noise on playback.

Amplifier Theory

For recording, the grid of V1 is connected via SA1 to the high-gain input socket A. V1 acts as a high-gain voltage amplifier with screen grid and bias voltages supplied by R4 (decoupled by C4) and R2 (decoupled by C1) respectively. After amplification the signals are passed via C3 to a frequency-compensating network; which will be described in detail later, and on to the volume control R9. From here the signals are further amplified by V2 (acting in exactly the same way as V1) and passed on to the output valve via C10 and R18. After further amplification in V3 the signals can be heard via the output transformer and loudspeaker (or through headphones if it is desired to mute the loudspeaker when recording "live" from a microphone).

From the anode of V3 the signals are also passed

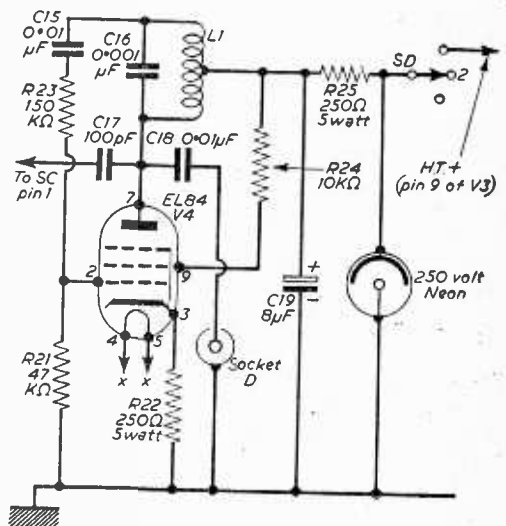


Fig. 3a.—The bias oscillator circuit.

If a high input source is available (e.g. a radio-tuner or gramophone), this can be connected to the low-gain socket (B) and socket A shorted out with a shorting plug, or fed from a microphone with a built-in volume control. In this way, two signals can be mixed together at the volume control and then recorded.

Record-Level Indicator

One feature during recording is the record-level indicator. This is built as a separate unit in a small box and not into the recorder as is the general practice. If the source of sound is varying in intensity considerably, constant watch on the record-level indicator is required.

The recorder was used mainly with a small mixer unit, which controlled the signal being fed into the input socket (B), the volume control R9 being at maximum. With the indicator close at hand (being fed from the output transformer with the loudspeaker switched off), the recorder could be placed over 20ft or more away. The indicator can easily be built into the recorder if so required.

In the amplifier position, both input sockets A and B are used as before, but R19 is now earthed via SB2 and the bias oscillator switched off. The amplifier can now be used on its own for a good quality reproducer of radio or gramophone signals, at a maximum output of 5W. In all three positions of the switch, negative feedback is applied from the secondary of the output transformer to the cathode of V2. This greatly improves the quality of reproduction of the amplifier.

In the playback position, the grid of V1 is connected via SA3 and SC3 to the record/playback head: R19 remains earthed via SB3. Socket B can now be used to supply a larger amplifier with signals from the tape in order to obtain the very best reproduction, although the playback amplifier will be ample for normal purposes, especially if an extension loudspeaker in a large cabinet is used. If required, socket B can be used to mix another signal with that from the tape (e.g. background music for a play can be tried out this way without spoiling the tape).

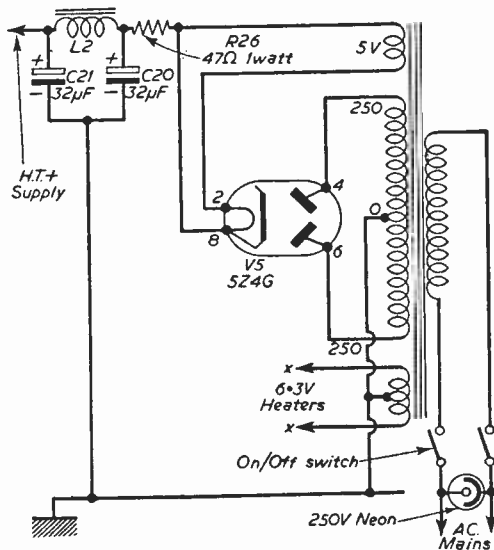


Fig. 3c.—The power supply circuit.

supply components and has ½in. external flanges on the ¾in. sides in order to mount the power-pack on to the wall of the cabinet.

The Front Panel

An aluminium front panel is used with the amplifier chassis, the size of the panel can be altered slightly to suit requirements. It must, however, be 5½in. high, although the length can be from 9in. to over 11in. depending on the width of the recorder cabinet used.

First of all, the amplifier chassis is required. This can be home-made to the dimensions given in Fig. 4a. or a commercial chassis may be used. The four valve-holder holes should be cut first. A valve holder (B9A) should be placed in each hole in turn and two marks made indicating positions for holes to be drilled for fixing bolts. These holes should be ¼in. in diameter. The other holes can now be drilled, care being taken to make sure that the socket, grommet or other component fits the hole made for it. Do not mount any components yet. A piece of 16s.w.g. aluminium is cut to size and drilled to form the screen that isolates the oscillator section. The three bends should be made carefully—a good idea is to score the metal heavily with a sharp tool on the inside of the bend. A sharp bend will then result. The screen can now be fitted into the chassis temporarily and tested for size and shape, its fixing holes being made to align with others drilled in the chassis. Now, remove the screen and put it carefully to one side.

It should have already been decided as to the make of tape-deck and size of cabinet to be used. In most cases, an external width of about 12in. is needed. (The length does not affect the size of the front panel used.)

(To be continued)

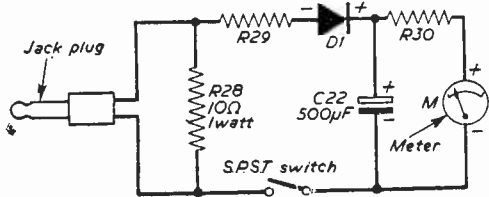


Fig. 3b.—The circuit of the record level indicator.

The Amplifier and Power Supply

The amplifier itself is built on to an aluminium chassis measuring 8in. x 4in. x 2½in. deep. Except for the bias oscillator and equaliser circuits, all small components are built onto one 16-way tag board. The equaliser circuit is itself built on to a smaller 5-way tag board which is mounted in such a way that it can be removed easily and an alternative equaliser circuit tried. A smaller aluminium chassis, 7in. x 3½in. x 1in. deep holds all the power

A Tremolo Unit for an Electric Guitar

THIS PIECE OF EQUIPMENT MAY BE USED SEPARATELY OR IN AN AMPLIFIER

By F. C. Judd, A.Inst.E.

THE well-known Tremolo effect, which constitutes variations of either amplitude or frequency, has recently become popular with guitarists using the modern electric instrument and its associated amplifier.

Amplitude Variation

One of the problems with the amplitude variation method is that of preventing the harmonics of the low-frequency tremolo oscillation from being amplified, thus producing an objectionable thumping sound, especially when the amplifier chain is

amplifier unit using the circuit of Fig. 1.

The pre-amplifier V1 has almost zero gain because of the negative feedback between the anode and grid. The valve is used primarily to obtain the necessary amplitude variation and is controlled by the low-frequency phase shift oscillator V2. The circuit also makes provision for a power supply, although there is no reason why the power should not be obtained from the main amplifier (250/350V D.C. and 6.3V A.C. are required).

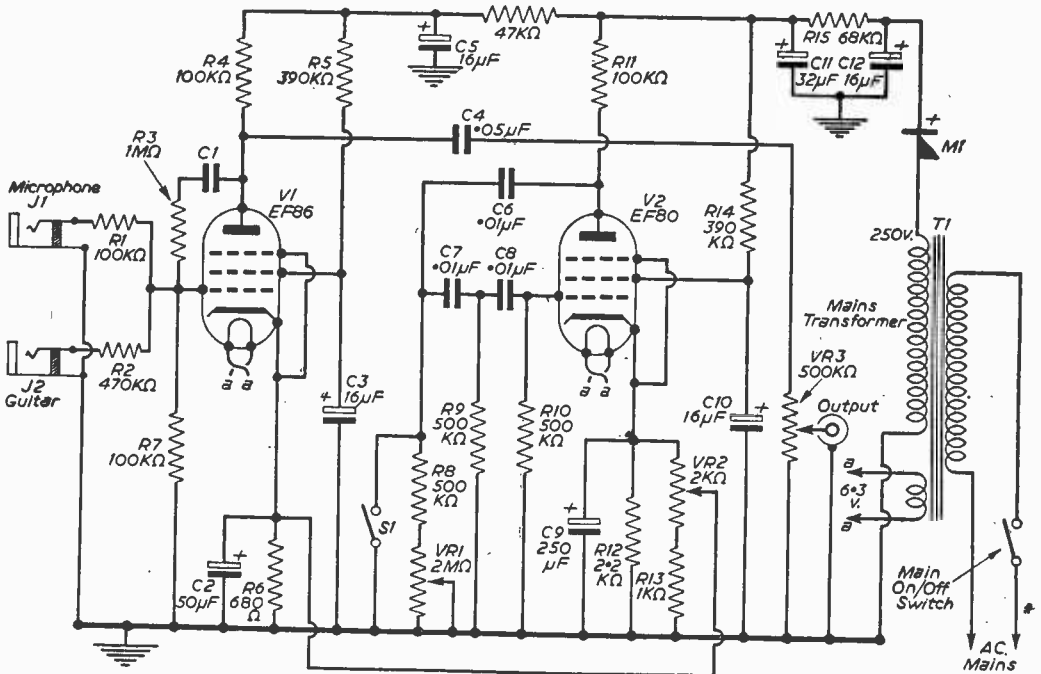


Fig. 1.—The circuit of the tremolo and pre-amp unit.

operated at full gain. The problem may be partly solved by injecting the tremolo oscillation at the final stages of the amplifier; for example, into the amplifier valve directly preceding the actual output stage. This is quite practicable if the main amplifier can be specially constructed with an incorporated slow-rate oscillator. However, for those who have an existing amplifier and do not wish to modify it, the only solution is to build an entirely separate but combined tremolo and pre-

The output from the tremolo unit is taken from a 500k potentiometer, VR3, which provides full control over the output voltage so as not to overload the main amplifier first stage. The original design was contained in a case 11in. x 5in. x 4½in., which included the power supply transformer and components. Layout of the unit is not critical, and providing the usual rules for audio equipment are observed no trouble with hum or instability should be experienced.

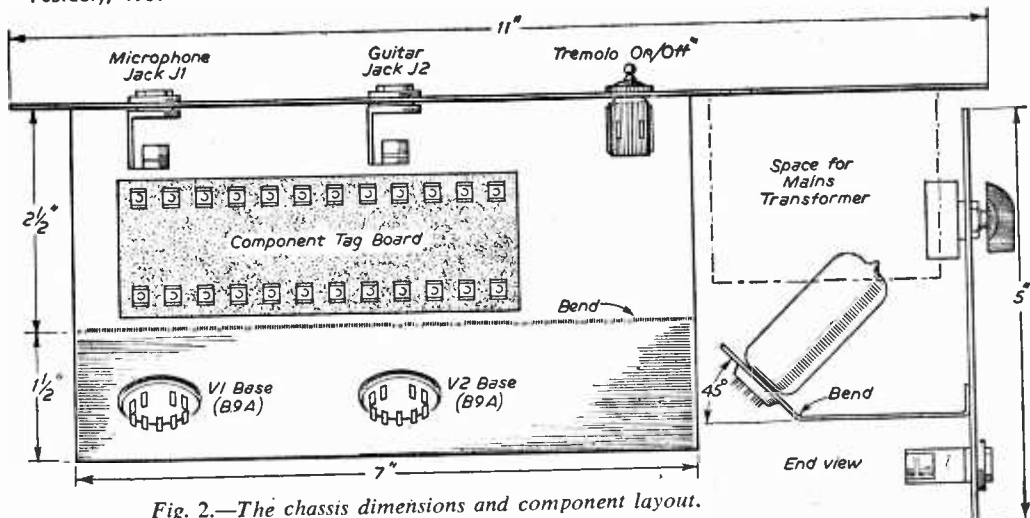


Fig. 2.—The chassis dimensions and component layout.

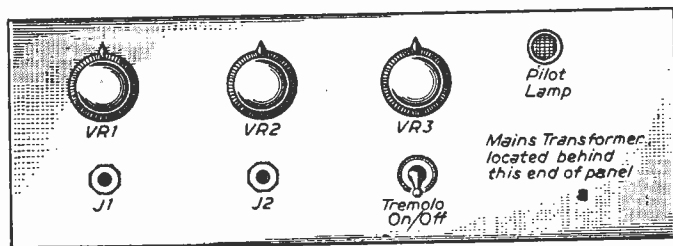


Fig. 3.—The control panel

on a struck note is just noticeable, the most effective rate being about 6c/s. Too much amplitude and too fast a rate of oscillation will spoil the effect and is likely to introduce a certain amount of harmonic thump.

Constructional Details

The original design was produced for commercial application and a prototype was constructed in a mild steel (18s.w.g.) case, 11in. x 5in. x 4 1/2in. Fig. 2 gives chassis and panel dimensions and shows the layout adopted with regard to the positions of the valves and the tagboard on which all

Circuit Description

Two inputs are provided which may be used for guitar or microphone. The one marked "Microphone" requires only a low voltage input and may be found useful for guitars with low sensitivity pick-ups. The input marked "Guitar" is adjusted to comply with pick-ups of average sensitivity. Negative feedback prevents full gain from V1 whose cathode is taken via a potentiometer VR2 (tremolo amplitude) to the cathode of the phase shift oscillator V2. Note the very high capacity decoupling capacitors on V2 cathode. The use of a smaller value will result in harmonic thump from the main amplifier. Variation of the tremolo rate between 4.5 and 10c/s is provided by VR1 and the tremolo may be switched off by S1.

Adjustment of Tremolo Rate

The output from the tremolo unit is taken to the guitar input of the main amplifier which may be operated with nearly maximum gain, thus allowing the gain control on the tremolo unit to be used for normal gain control purposes. In this way overloading of the main amplifier input may be prevented, unless the guitarist wants a square-wave output—which incidentally is an effect sometimes deliberately introduced for single string solos.

To produce the best and most pleasing tremolo, adjust the amplitude control until a slight waver

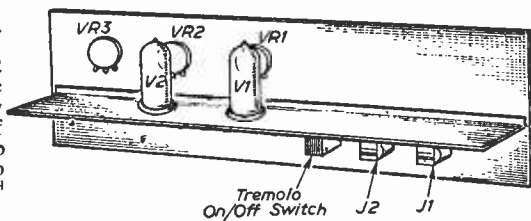


Fig. 4(a).—This unit can be mounted on an existing guitar amplifier.

the small components were mounted. The chassis is folded at an angle of 45deg to accommodate the valves within the case. There is ample space for the small mains transformer on the back of the panel within the area marked. Controls may be arranged side by side on the front panel above the chassis, and if small single-hole fixing microphone jacks are used they may be accommodated on the section of panel below the chassis (see Fig. 3). The tagboards (miniature 12 way) are mounted on the under side of the chassis, thus permitting short

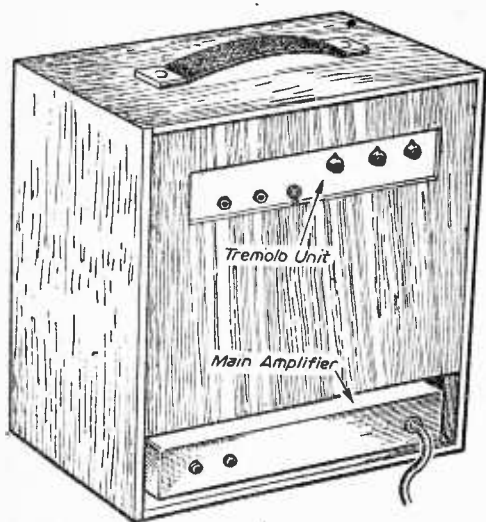


Fig. 4(b).—An amplifier with a tremolo unit fitted in the back.

leads to the valveholders. The order of components on the tagboard is not critical as there is no likelihood of instability or cross-talk; simply plan the layout for convenience of wiring and if an all-metal box is in use no leads need be screened. The output co-axial socket may be mounted at the rear

of the case or on the front panel; whichever is more convenient.

Alternative Arrangement

Some may find it more practical to mount the unit in the guitar amplifier case. An alternative version was in fact assembled on a fairly long but narrow panel that could be mounted on the back cover at the top. Fig. 4 shows how this may be done and if this arrangement is used the chassis need be only 2in. or so wide but long enough to comfortably accommodate the two valves and the tagboard. Power may, of course, be obtained from the main amplifier H.T. and heater supplies as the unit consumes only a few milli-amps of H.T. current and 0.6A for the heaters.

COMPONENTS LIST.

V1 EF86. C2, C3, C5, C9, C10,
V2 EF80. C11, C12 Electrolytic
Microphone Jacks. Capacitors.
Resistors all $\frac{1}{2}$ W. Remaining of capacitors are tubular.
S1 On/Off type toggle switch.
M1 Metal Rectifier — Westinghouse type 16.R.C.-1-16-1.
T1 Mains transformer 220-250V pri. 250V single sec: H.T. 6.3V 1A.
VR3 and VR1 Standard size potentiometers.
VR2 Wire wound.
Standard type co-axial Output socket.
Valve Holders B9A Noval.

A Stereo Amplifier

(Continued from page 888)

The previous stage must provide a signal V_a equal to V_{in} plus the signal voltage across R2.

V_a must therefore be $\frac{4}{3}$ of V_{in} , which is the same as saying that the stage gain is reduced to $\frac{3}{4}$ of what it was without feedback. The stage gain thus becomes 9, and for the two stages the overall gain is $9 \times 9 = 81$ times. An input of 150mV, will produce 12V of audio for the output valve which will thus be fully loaded. It follows from the above argument that the higher the anode load the less the loss through feedback, but the higher the cathode resistor the greater the feedback; unfortunately the higher the anode load the higher the cathode resistor has to be for a given bias voltage, and consequently the benefits of a larger anode load can be taken only in stages working at a low signal level in which a low bias voltage can be accepted.

In the present design the cathode bypass capacitor has been omitted in the output stage also. The effect on gain is noticeable but not serious whereas the feedback does clean up reproduction to any degree. If the constructor found the need for just a little extra gain he could try the effect of fitting a $25\mu F$ electrolytic across R8 and R16.

(To be continued)

COMPONENTS LIST

Resistors:

R1, 9 1M }
R2, 6, 10, 14 3.3k } $\frac{1}{2}$ W
R4, 12 10k }
R7, 15 220k

R3, 5, 11, 13 100k high stability $\frac{1}{2}$ W
R8, 16 240 Ω wire wound 5W

Condensers:

C1, 4 32+32 μF 350V electrolytic
C7, 8 16+16 μF 350V electrolytic
C2, 5 0.01 μF 400V
C3, 6 0.1 μF 350V

VR1, 2 1M

Valves:

V1, 3 12AU7
V2, 4 6BW6
V5 EZ81

Other Parts:

S1, 2 Single pole toggle switch.
L1, 2 Indicator lamps in holder.
TFR1, 2 Output transformer (Parmeko P2641).
TFR3 Mains transformer 300-0-300V 120mA (Parmeko P2644).
2 x 6.3V CT, 6.3V

Choke 10H 120mA (Parmeko 549).

Output sockets.

Input socket—4 pin miniature.

Valve holders—5 off type B9A.

FURTHER HUGE PURCHASES DIRECT FROM SOURCE

13 CHANNEL TVS

TABLE MODELS. FAMOUS MAKERS. Complete with all valves and tubes. Unparalleled in value. They are untested and not guaranteed to be in working order.

AMAZINGLY POPULAR-IDEAL SECOND SETS

12" - £3.19. (D. & P. 12/6)

14" - £6.19. (D. & P. 15/-)

12" 5 CHANNEL TV's 45/- (D. & P. 12/6)

14" 5 CHANNEL TV's 85/- (D. & P. 12/6)

COLLARO STUDIO TAPE DECK £13.15/0
B.S.R. TAPE DECK £9.19/0

STAAR GALAXY SPARES

Huge quantity (Autochangers), S.A.E. enquiries

★ **Record Players** Carriage 4/-

COLLARO CONQUEST 4-speed 4/846/- .. 25 19 0

EMI 4-speed Stereo .. 26 19 0

B.S.R. (U.A.R) AUTOCHANGERS .. 26 19 0

4-SPD. RECORD PLAYERS

Latest B.S.R. TU9 Turntable, together with a lightweight Staar Galaxy dual sapphire crystal turnover pick-up head. Truly amazing value

£3.10.0. Carr. 2/-

GALAXY PICKUPS, as above, only 19/6.

External ITV Converters with power pack

Hammered finish. Very compact. Gain and Trimming controls. Listed at £7.7. Carriage 2/6. **OUR PRICE 39/-**

★ TRANSISTORS ★

REDSHOT Now only 3/6. WHITE SPOT 4/6

★ **DIODES** General purpose, famous make 9d. 8/- doz. GEX44 type, 8/9.

TUBES DIRECT FROM OUR FACTORY

Due to the increasing demand for our wide range of CRTs and our efficient handling methods we offer unbeatable value.

REGUNNED TUBES have new Guns. Getters, Aquadag Coating. Bases, etc.

TOP QUALITY	GUARANTEED		12 MONTHS GRAND NEW TYPES
	6 MONTHS REVALUATED	12 MONTHS REGUNNED	
Carriage and Insurance 12/6			
CR92, MW22-14, MW22-14. MW22-14. MW22-17, MW22-18	£1-10	£3	MW31/74 £4-15
12KPA, 12K C12B, CRM121, CRM121A, CRM121B, CRM122, CRM123, MW31-14C, MW31/16, MW31/18, MW31/74, CRM142, 141K 7201A C14FM, CRM141, CRM 142, CRM143, MW36-24, MW36-44	£2	£4	MW36/24 £5-15
171K AW36/21, C17FM CRM171, CRM172, MW43-64, MW13-69	£2-10	£4-10	MW43/64 £5-15
7401A, A W43-80, C14BM, C17BM, CRM151, CRM152A, CRM193B, CRM153, CRM173	£3	£5-5	MW43/64 £6-15
MW43-80, MW41-1	£4	£6-10	
A W53-80, CRM212, MW53-20, MW53-80			

PLEASE NOTE: Many other types not listed available. S.A.E. enquiries.

SPECIAL OFFERS

★ UAB Stereo Changers

B.S.R. famous Monarch autochangers, fitted with quality stereo cartridge **£6.19.0**
Truly amazing value

★ MAINS AMPLIFIERS

3 valve (10P3, 10P14, U09), 3 watt. 8in. loud speaker, in two tone cases with controls. **49/-**
Ideal for record players, P.A. work etc.

★ Loudspeakers

★ **TOP MAKES—MANUFACTURER FRESH**
24in. 18/-, 3in. 18/-, 3 1/2in. 18/-, 5in. 16/-, 6 1/2in. 18/-, 8in. 19/-, 10in. 22/6, 12in. 25/6, 7 x 4in. elliptical, 19/-, 9 x 6in. elliptical, 22/6, 7 x 8in. elliptical, 22/6. 5in. Stentorian, 15 ohms HF1012, 70/-, 10in. Stentorian 3-7-5-15 ohms HF1012, 99/9; 12in. Closed Field, 27/6. STOP PRESS 8 x 13in. Speakers, 22/6

★ PM SPEAKERS Surplus 3 ohm

Tested, top makes, performance guaranteed.
6in. 9/- 5in 11/- 7 1/4 13/-
8in. 10in.

★ RECTIFIERS ★

For Chargers, selenium, full wave, 12 volt, 3-4 amps, 9/6; (Carr. 1/-); 250 v, 40 mA, 5/-; R31 6/6; R32, 8/-; R33, 9/-; R34, 10/-; R35, 11/-; 14A8, 17/-; 14A9, 23/-; 14A10, 25/-; 16RC1-16-1, 7/9; 16RA1-16-1, 7/9; 16RD2-2-8-1, 14/-; 14RA1-2-8-1, 17/-; 14RA1-2-8-3, 20/-.

100 RESISTORS 6/6

100 CONDENSERS 10/-

Miniature Ceramic and Silver Mica Condensers. 3 pF to 10,000 pF. LIST VALUE OVER 25. **VALVES ALL GUARANTEED 3 MONTHS**
PL81 SOILED 4/6 EY51 SHORT ENDS 4/6

TAPE RECORDERS

Limited quantity Famous make, B.S.R. Decks. Reaut. Unused portable cases, gold fittings. Excellent restoration, with reel of **21 gns.** tape. Unrepeatable.

TURRET TUNERS

38 Mags at 28/-, 16 Mags at 38/-. Complete with valves PCC84, PCF80. Famous make.

★ VALVES BY RETURN OF POST ★

10% DISCOUNT SPECIAL OFFER TO PURCHASERS of any SIX VALVES marked in black type (15% in dozen). Post: 1 valve, 6d., 2-11, 1/0.

NEW LOW PRICES GUARANTEED 3 MONTHS


FREE TRANSIT INSURANCE. All valves are new or fully repaired ex-Government or ex-equipment origin. Satisfaction or Money back Guarantee on goods if returned unused within 14 days.

OZ4	5/6	6A05	6/-	6J8	3/6	6X53GT	6/-	12K8GT11/6	50CD6G	DP91	4/-	EC84	8/9	EM45	10/6	PCC85	9/3	U28	11/-	UF98	14/6
1A5GT	5/-	6AT6	7/6	6K6GT	6/6	7A7	10/6	12K8	12/6	DP96	7/9	EC85	8/9	EN31	16/6	PCC86	19/3	U31	7/7	UF99	7/8
1A5GT	11/9	6AU6	7/6	6K7	5/9	7B5	12/6	12QGT 5/6	50L6GT	DT83	6/6	EC86	9/9	EM41	8/9	PCC87	19/3	U33	18/-	UL41	7/6
1D6	9/6	6B8G	3/6	6K7GT	5/-	7B7	7/3	12K17	5/6	DT87	7/-	EC87	14/-	EY55	6/6	PCF80	19/3	U35	8/9	UL44	12/6
1D6	9/6	6BA4	6/-	6K8	10/-	7C5	7/6	12K17	5/6	DT87	7/-	EC88	14/-	EY55	6/6	PCF80	19/3	U37	20/6	UL46	9/9
1H5GT	9/6	6BE5	6/-	6K8G	5/6	7C8	7/3	12K17	5/6	DT87	7/-	EC89	14/-	EY55	6/6	PCF80	19/3	U39	20/6	UL48	9/9
1L4	3/6	6B0RG	12/6	6KGT	10/-	7E7	9/6	12K24	9/6	DT87	7/-	EC90	14/-	EY55	6/6	PCF80	19/3	U41	8/9	UL54	7/6
1L5	4/6	6B16	6/-	6L1	12/6	7H7	7/6	14K7	14/9	DT87	7/-	EC91	8/6	EZ40	6/6	PC142	8/6	U42	5/6	UM80	9/6
1L5	4/6	6B16	6/-	6L6	9/6	7K7	8/-	19A05	7/6	DT87	7/-	EC92	8/6	EZ40	6/6	PC142	8/6	U44	5/6	UT6	18/6
1NG5T	9/6	6BR7	9/3	6L6G	7/6	7Q7	7/6	19B6G615/6	8/-	DT87	7/-	EC93	14/6	GTIC	7/-	PCN48	5/3	U47	5/6	U7	8/6
1R5	6/-	6B7B	7/9	6L7	7/6	7K7	10/6	3011	9/6	DT87	7/-	EC94	8/6	GZ34	12/6	PL36	11/6	U281	9/6	UY1N	11/-
1R4	8/6	6B7B	6/6	6L7A	7/6	7K7	10/6	3011	9/6	DT87	7/-	EC95	8/6	GZ37	10/6	PL36	11/6	U282	15/6	UY21	11/6
1S5	5/3	6BK8	6/6	6L18	9/-	7V7	7/9	20P2	9/6	DT87	7/-	EC96	8/6	H14D2	9/6	PL81	9/9	U301	14/6	UY41	8/6
1T4	4/6	6C4	3/6	6L19	12/6	7Y4	7/-	20P1	11/6	DT87	7/-	EC97	8/6	H14D2	9/6	PL82	7/6	U309	12/6	UY86	9/6
2D21	4/6	6C5	3/6	6L19	12/6	7Y4	7/-	20P1	11/6	DT87	7/-	EC98	8/6	H14D2	9/6	PL82	7/6	U329	12/6	UY86	9/6
3A4	5/6	6C8	4/6	6L19	12/6	7Y4	7/-	20P1	11/6	DT87	7/-	EC99	8/6	H14D2	9/6	PL82	7/6	U339	11/6	UY86	9/6
3D8	4/6	6C9	3/6	6L19	12/6	7Y4	7/-	20P1	11/6	DT87	7/-	EC100	8/6	H14D2	9/6	PL82	7/6	U339	11/6	UY86	9/6
3Q4	7/6	6CD6G	18/6	6L20	8/6	10C1	11/6	20P4	17/6	DT87	7/-	EC101	8/6	H14D2	9/6	PL82	7/6	U339	11/6	UY86	9/6
3Q5GT	8/9	6C16	3/9	6N7	9/6	10C14	9/6	20P4	17/6	DT87	7/-	EC102	8/6	H14D2	9/6	PL82	7/6	U339	11/6	UY86	9/6
384	9/6	6D1	9/6	6P25	9/6	10P1	6/9	20P4	17/6	DT87	7/-	EC103	8/6	H14D2	9/6	PL82	7/6	U339	11/6	UY86	9/6
3V4	7/6	6D2	3/9	6P28	12/6	10L14	8/6	20P4	17/6	DT87	7/-	EC104	8/6	H14D2	9/6	PL82	7/6	U339	11/6	UY86	9/6
3V4G	9/6	6D3	12/6	6P28	6/9	10L13	8/6	20P4	17/6	DT87	7/-	EC105	8/6	H14D2	9/6	PL82	7/6	U339	11/6	UY86	9/6
3V4G	9/6	6D4	4/9	6P28	6/9	10L12	8/6	20P4	17/6	DT87	7/-	EC106	8/6	H14D2	9/6	PL82	7/6	U339	11/6	UY86	9/6
3V4G	9/6	6D4	4/9	6P28	6/9	10L12	8/6	20P4	17/6	DT87	7/-	EC107	8/6	H14D2	9/6	PL82	7/6	U339	11/6	UY86	9/6
3V4G	9/6	6D4	4/9	6P28	6/9	10L12	8/6	20P4	17/6	DT87	7/-	EC108	8/6	H14D2	9/6	PL82	7/6	U339	11/6	UY86	9/6
3V4G	9/6	6D4	4/9	6P28	6/9	10L12	8/6	20P4	17/6	DT87	7/-	EC109	8/6	H14D2	9/6	PL82	7/6	U339	11/6	UY86	9/6
3V4G	9/6	6D4	4/9	6P28	6/9	10L12	8/6	20P4	17/6	DT87	7/-	EC110	8/6	H14D2	9/6	PL82	7/6	U339	11/6	UY86	9/6
3V4G	9/6	6D4	4/9	6P28	6/9	10L12	8/6	20P4	17/6	DT87	7/-	EC111	8/6	H14D2	9/6	PL82	7/6	U339	11/6	UY86	9/6
3V4G	9/6	6D4	4/9	6P28	6/9	10L12	8/6	20P4	17/6	DT87	7/-	EC112	8/6	H14D2	9/6	PL82	7/6	U339	11/6	UY86	9/6
3V4G	9/6	6D4	4/9	6P28	6/9	10L12	8/6	20P4	17/6	DT87	7/-	EC113	8/6	H14D2	9/6	PL82	7/6	U339	11/6	UY86	9/6
3V4G	9/6	6D4	4/9	6P28	6/9	10L12	8/6	20P4	17/6	DT87	7/-	EC114	8/6	H14D2	9/6	PL82	7/6	U339	11/6	UY86	9/6
3V4G	9/6	6D4	4/9	6P28	6/9	10L12	8/6	20P4	17/6	DT87	7/-	EC115	8/6	H14D2	9/6	PL82	7/6	U339	11/6	UY86	9/6
3V4G	9/6	6D4	4/9	6P28	6/9	10L12	8/6	20P4	17/6	DT87	7/-	EC116	8/6	H14D2	9/6	PL82	7/6	U339	11/6	UY86	9/6
3V4G	9/6	6D4	4/9	6P28	6/9	10L12	8/6	20P4	17/6	DT87	7/-	EC117	8/6	H14D2	9/6	PL82	7/6	U339	11/6	UY86	9/6
3V4G	9/6	6D4	4/9	6P28	6/9	10L12	8/6	20P4	17/6	DT87	7/-	EC118	8/6	H14D2	9/6	PL82	7/6	U339	11/6	UY86	9/6
3V4G	9/6	6D4	4/9	6P28	6/9	10L12	8/6	20P4	17/6	DT87	7/-	EC119	8/6	H14D2	9/6	PL82	7/6	U339	11/6	UY86	9/6
3V4G	9/6	6D4	4/9	6P28	6/9	10L12	8/6	20P4	17/6	DT87	7/-	EC120	8/6	H14D2	9/6	PL82	7/6	U339	11/6	UY86	9/6
3V4G	9/6	6D4	4/9	6P28	6/9	10L12	8/6	20P4	17/6	DT87	7/-	EC121	8/6	H14D2	9/6	PL82	7/6	U339	11/6	UY86	9/6
3V4G	9/6	6D4	4/9	6P28	6/9	10L12	8/6	20P4	17/6	DT87	7/-	EC122	8/6	H14D2	9/6	PL82	7/6	U339	11/6	UY86	9/6
3V4G	9/6	6D4	4/9	6P28	6/9	10L12	8/6	20P4	17/6	DT87	7/-	EC123	8/6	H14D2	9/6	PL82	7/6	U339	11/6	UY86	9/6
3V4G	9/6	6D4	4/9	6P28	6/9	10L12	8/6	20P4	17/6	DT87	7/-	EC124	8/6	H14D2	9/6	PL82	7/6	U339	11/6	UY86	9/6
3V4G	9/6	6D4	4/9	6P28	6/9	10L12	8/6	20P4	17/6	DT87	7/-	EC125	8/6	H14D2	9/6	PL82	7/6	U339	11/6	UY86	9/6
3V4G	9/6	6D4	4/9	6P28	6/9	10L12	8/6	20P4	17/6	DT87	7/-	EC126	8/6	H14D2	9/6	PL82	7/6	U339	11/6	UY86	9/6
3V4G	9/6	6D4	4/9	6P28	6/9	10L12	8/6	20P4													

New! A TRULY REMARKABLE
BRITISH INVENTION!

Gramdeck

GRAMOPHONE TAPE RECORDER



Turns any gramophone into a superb TAPE RECORDER! and back into a record-player in a moment!

- ★ Plays at 7½ per sec. or 3 other speeds.
- ★ Records direct from radio or microphone.
- ★ Erase and fast rewind.

11 Gns.

YOURS FOR 13/- DOWN AND 18 FORTNIGHTLY SUMS OF 13/-
Ready to Record complete with Control Unit and 600 ft. of Twintrack tape. Special moving coil microphone extra.
EASY TERMS

Gramdeck is an ingenious invention that instantly turns your gramophone into a tape-recorder and back into a gramophone at will! You simply slip it on to your turntable and you are ready to record direct-from-radio or microphone . . . the voices of your family . . . radio programmes . . . your favourite music—and you can *instantly* play it back through your own gramophone or radio with *Lifelike Fidelity*. Made by the people who make radar runs for Viscounts and Britannias, the amazing Gramdeck now brings full tape-recording facilities to every gramophone owner at little extra cost.

As easy as putting on a Record

"Real hi-fi results." "Better than many so called hi-fi recorders . . ." These are typical comments of famous technical journals. Gramdeck enables any gramophone owner to add superbly good tape-recording facilities to existing equipment, at a fraction of the usual cost. Full details, photos, specifications, Easy Terms, etc., are given in the Gramdeck Book. Send for your FREE copy today.

FREE BOOK—POST NOW!

Please send me the Gramdeck Book—FREE and without obligation.

NAME _____


ADDRESS _____

Gramdeck

GRAMOPHONE TAPE RECORDER

(Dept. PA816), 29-31 WRIGHT'S LANE, LONDON, W.3

GRAMDECK TURNS A TURNTABLE INTO A TAPE RECORDER



Power

Newmarket Transistors, Power, R.F and A.F transistors, are available in a wide range of types. Should these transistors not be immediately available from your usual supplier write to the manufacturers direct.

**NEWMARKET
TRANSISTORS**

Newmarket Transistors Limited
Exning Road, Newmarket, Suffolk
Tel: Newmarket 3381/4
Cables: Semicon Newmarket

An Efficient Mains Filter

ELIMINATING MAINS-BORNE INTERFERENCE

By M. D. Roberts

THIS filter was designed for use with mains radio receivers in areas where mains interference is troublesome. It consists simply of two chokes and four condensers, but the very nature of the construction makes it into an efficient filter network.

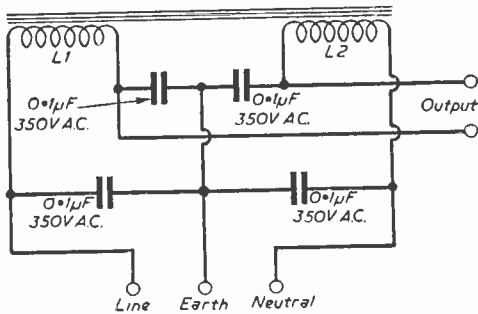
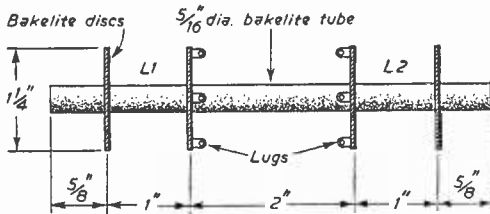


Fig. 1 (above).—The simple circuit.

Fig. 2 (below).—Details of the coil cheeks fitted on the bakelite tube.



Mains Input

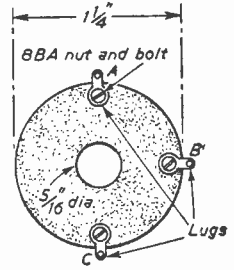
The mains to the receiver is fed through L1 and L2, these two coils being wound on the same core to help limitation of interference in the filter. The addition of the four condensers make up a very efficient filter.

Construction

The first stage is to obtain a piece of 1/4 in. diameter Bakelite tube, 5 1/2 in. long, and four Bakelite discs 1 1/2 in. in diameter with a hole in the centre of each so that they just fit on to the tube. Fig. 2 shows these in position, but before they are glued down two of the discs must be modified

slightly. From Fig. 2 it will be seen that there are some connecting lugs on two of the Bakelite discs. These lugs are at 90° to each other (Fig. 3). They consist of 8B.A. nuts and bolts with 8B.A. solder tags, and they must be as close to the edge as possible, as otherwise they get in the way of the coils when they are wound.

When two of the discs have been modified, assemble them as shown in Fig. 2 and cement them into place with some hard-setting glue.



Material... 1/16" thick bakelite 4 required

Fig. 3 (right).—The bakelite formers and the lugs set at 90° to one another.

Coil Winding

When the glue has set, pile-wind 140 turns of 18s.w.g., tinned copper wire for L1 and L2. Wind both coils in a clockwise direction, and about four layers of winding will be needed for each coil. Connect the ends of each coil to tags A and C on its respective disc. Next join the B lug on both discs together with a short piece of lead. Wire the earth of the mains input lead on to one of the B tags, and the live and neutral mains lead on one end of each choke. Take the mains output from the other end of each choke via a piece of mains lead.

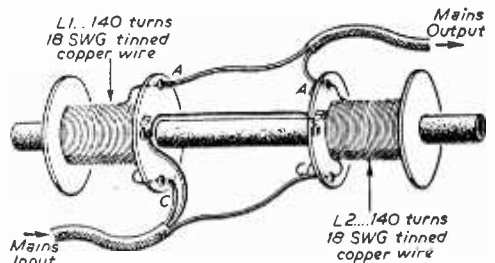
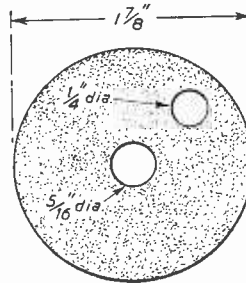


Fig. 4.—The unit complete without its case.



The unit should appear as it does in Fig. 4 at this stage, being completely wired except for the condensers. Take two condensers each to B1. Wire one side of the remaining two condensers to lug B. One of the condensers that has been wired to B must be wired on to A, and the other on B1 must be wired to C.

Fig. 5 (left).—Drilling details of the case ends.

(Continued on page 910)

High Impedance Voltage Indicator

A USEFUL AID FOR ALIGNING VHF/F.M. RECEIVERS

By J. Willmott

THE constructor of VHF receivers is faced with one seemingly difficult problem, that of alignment of the completed unit. Here, there is a major difference between, say, the normal A.M. superhet receiver and a VHF/F.M. unit, the former can be aligned to a reasonable degree of accuracy without the use of instruments, provided that care and patience are taken over the procedure. When it comes to the alignment of F.M. tuner, a much higher degree of accuracy is required if satisfactory results are to be obtained, and the use of instruments is essential. Many of the firms retailing kits offer an alignment service for a very modest fee, and doubtless to many constructors this represents the easiest and most satisfactory solution, but for the radio enthusiast who neither wants to resort to these means nor to buy equipment such as wobblers and oscilloscopes, necessary for any such operation, all is not lost, provided he is in possession of an ordinary A.M. signal generator, capable of covering the 10.7Mc/s I.F. of standard F.M. receivers, and a sensitive output indicator of some sort, either a voltmeter set to the 10V range and having a sensitivity of not less than 10,000 Ω /V, or a valve voltmeter. Moving-coil meters of this sensitivity are expensive and somewhat delicate, and most constructors have to make do with a sensitive, multi-range meter for general testing needs, and so the "Valve" voltmeter comes to mind, which is an ideal instrument for the purpose in hand, as it draws virtually no current from the circuit to which it is connected.

Valve Voltmeters

There have been a number of designs for valve voltmeters featured in PRACTICAL WIRELESS from time to time, but these were of fairly elaborate design, having provision for measuring a large range of voltages with great accuracy. All that is required in the present instance is some indication of the presence and amplitude of voltages in the 0 to 10V range, the exact voltage represented by any particular meter deflection is of no importance. In other words all that is needed is an indication of rise or fall in voltage present at the selected high impedance test point. With these factors in mind, a simple indicator to which the normal multimeter can be connected to provide the comparative readings was designed, and has proved highly satisfactory. The indicator can be used with any meter possessing a basic movement of 2.5mA, or better still, 1mA. The cost of construction is extremely low, even if every component had to be

purchased, but the majority of parts will be found in most "spares boxes". The prototype was constructed to operate from the standby bench power supply of 6.3V (heaters) and 250V (H.T.), but as it is obviously preferable to have a more self-contained instrument, a further design was developed, incorporating a fully isolated half-wave power supply unit, using a small mains transformer of the type designed for TV pre-amplifiers, etc. The impedance of the completed instrument is in the region of 10M Ω , and will be found to give a useful deflection of the meter movement when connected to the AVC line of an F.M. tuner (or ordinary A.M. superhet receiver), or across the ratio detector network.

It is well known that the current passed in the anode circuit of a triode valve is dependent upon the applied H.T. voltage at the anode, and the negative "bias" voltage applied to the control grid, and that if the anode volts remain constant whilst the grid bias voltage is varied, the anode current will vary, a reduction in bias causing an increase in anode current. If it is arranged to monitor the anode current passed

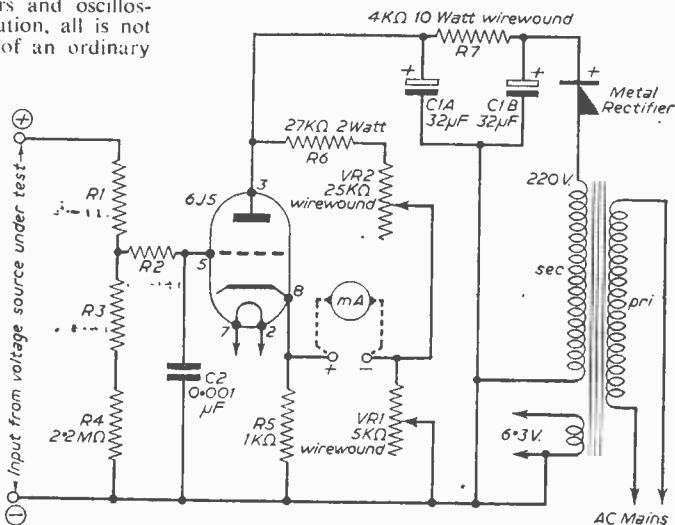


Fig. 1.—The theoretical circuit of the voltage indicator.

(R1, R2 and R3 are 3-9M Ω .)

by the valve with a meter in the anode circuit, any change in voltage existing at the control grid will be reflected in the meter reading. The impedance of the grid circuit can be made so high (10M in the present case) that practically no disturbance is made to the voltage distribution of any circuit to which the test probes are connected. It is usual to arrange that under static conditions, i.e. when no external voltage is present at the test probes, the valve is so biased that anode current is exactly cut off, and the meter reads "zero". As soon as a positive voltage is applied, this will oppose (and therefore decrease) the standing negative bias, allow current to flow, and the meter to be deflected accordingly.

In practice, it is found desirable to have both the anode voltage and grid bias voltage variable within

Easy-to-build kit-sets of



highest quality at lower cost

AMATEUR TRANSMITTER Model DX-100U
Covers all amateur bands from 160-10 metres. Self-contained including Power Supply £78.10.0
Modulator and V.F.O.

"HAM" TRANSMITTER Model DX40U
From 80-10 m. Power input 75 w. C.W.. 60 w. peak C.C. phone. Output 40 w. to aerial. Compact and self-contained. Prov. for V.F.O. £29.10.0

VAR. FREQ. OSCILLATOR VF-1U
From 160-10 m. deal for our DX-40U and similar transmitters. Price less valves £8.19.6 £10.12.0

R.F. SIGNAL GENERATOR, Model RF-1U
Up to 100 Mc/s. fundamental and 200 Mc/s. on harmonics and up to 100 mV. output on all bands. £11.11.0

AUDIO SIGNAL GENERATOR Model AG-9U
10 c/s to 100 kc/s. switch selected. Distortion less than 0.1%. 10 v. sine wave output metered in volts and dB's. £19.3.0

VALVE VOLTMETER Model V-7A
Measures volts to 1,500 (D.C. and R.M.S.) and 4,000 pk. to pk. Res. 0.1Ω to 1,000 MΩ. D.C. input impd. 11MΩ. Complete with test prods leads and standardising battery. £13.0.0

Portable 23 1/4 in. SERVICE 'Scope Model OS-1
Compact portable scope ideal for servicing and general work. Y amplifier sensitivity 10 mV/cm; response -3 dB 10 c/s-2.5 Mc/s. Time base 15 c/s-150 kc/s. Printed circuit. Case 7 1/2 x 4 1/2 x 12 1/2 in. long. Wt. only 10 1/2 lb. £18.19.6

5 in. OSCILLOSCOPE Model O-12U
Has wide-band amplifiers, essential for TV servicing. F.M. alignment, etc. Vertical freq. response 3 c/s. to over 5 Mc/s. without extra switching. T/B covers 10 c/s to 500 kc/s. in 5 ranges. £34.15.0

RES.-CAP. BRIDGE Model C-3U
Measures capacity 10pF to 1,000μF resistance 100Ω to 5 MΩ and power factor 5-450 v. r.t. voltages. With safety switch. £7.19.6

SINGLE CHANNEL AMPLIFIER, MA-12
10-12 watt Hi-Fi amplifier. Extremely low distortion and wide frequency range. £9.19.6

"GLOUCESTER" EQUIPMENT CABINET
46 1/2 x 30 x 21 in. deep. Mk.1 houses Record Player Stereo Amplifier, F.M. Tuner, records, etc. Mk. 11 will house a Tape Deck in addition. Left in the white for finish to personal taste. £15.18.6 Mk. 11 ... £17.8.6

"CHEPSTOW" EQUIPMENT CABINET
Ideal cabinet for small rooms or armchair operation. Houses Record Player, F.M. Tuner and Stereo Amplifier. £10.10.0

"PACKAGED DEALS" of Hi-Fi
Equipment including TAPE DECKS (Collaro or Truvox). RECORD PLAYERS (Collaro or Connoisseur) and DECCA ffs PICK-UPS

Write in to see how these deals save you further money:



F. M. TUNER



S.33




S.88



DX-40




UXR-1



OS-1



SSU-1



THE "GLOUCESTER" EQUIPMENT CABINET

GRID DIP METER Model GD-1U
Coverage from 2 Mc/s. to 250 Mc/s. Complete set of tap-in coils provided. £9.19.6

TAPE RECORDING/PLAYBACK AMPLIFIER Model TA-1
Monaural (TA-1M) £16.14.0. Conversion unit to Stereo £6.0.0. Stereo (TA-1S). £22.4.9

SHORT-WAVE TRANSISTOR PORTABLE Model RSW-1
Extending aerial leather case 2 short-wave bands Trawler and Medium. £20.18.6

6-TRANSISTOR PORTABLE Model UXR-1
Pre-aligned I.F. transformers, printed circuit, 7 x 4 in. high-flux speaker. Real hide case. £14.18.6

DUAL-WAVE TRANSISTOR RADIO UJR-1
This sensitive headphone set is a fine introduction to electronics for any youngster. £2.16.6

HI-FI F.M. TUNER
Tuning range 88-103 Mc/s. For your convenience this is available in two units sold separately as follows: Tuner Unit (FMT-4U) with 10.7 Mc/s. I.F. output (£3.2.0. inc. P.T.). I.F. Amplifier (FMA-4U) complete with cabinet and valves (£10.10.6). £13.12.6

HI-FI 16W STEREO AMPLIFIER Model S-88
10mV, basic sensitivity (2 mV. available, £1 extra). Ganged controls. Stereo/Monaural gram, radio and tape recorder input. Push-button selection. Two-tone grey metal cabinet. £25.5.6

6-W STEREO AMPLIFIER Model S-33
3 watts per channel, 0.3% distortion at 2.5 w/chn 20dB N.F.B. Inputs for Radio (or Tape) and Gram. Stereo or Monaural, ganged controls. £11.8.0
Sensitivity 100mV

TRANSCRIPTION RECORD PLAYER RP-1U
4-speed A.C. motor Ronette Stereo/ Mono pick-up. Complete with plinth. £12.10.0

HI-FI SPEAKER SYSTEM Model SSU-1
Ducted-port bass reflex cabinet "in the white" Twin speakers. With legs £11.12.6. £10.5.6

"COTSWOLD" HI-FI SPEAKER SYSTEM KIT
Acoustically designed enclosure "in the white" 26 x 23 x 15 1/2 in., housing a 12in. bass speaker with 2in. speech coil, elliptical middle speaker and pressure unit to cover the full frequency range of 30-20,000 c/s Complete with speakers, cross-over unit, £19.18.6 level control, etc.

COMPLETE MATCHED STEREO OUTFIT
includes record player, amplifier and twin speaker systems (pedestal speaker legs optional £4.14.0 extra). £42.10.0

STEREO CONTROL UNIT USC-1
Luxury model with press-button inputs to suit any pick-up or tuner and most tape-heads. Output 1.3 v. R.M.S. per channel Printed circuit construction. £17.19.6

STEREO HEAD BOOSTER USP-1
Ideal for boosting tape-head output an 1 low output pick-ups (e.g. Decca ffs). £5.19.6

Prices include free delivery UK
Deferred Terms
available on orders over £10

Please send me FREE CATALOGUE (Yes/No) _____

Full details of model(s) _____

NAME _____

ADDRESS _____

PW2

DAYSTROM LTD.


DEPT. P.W.2, GLOUCESTER, ENGLAND

A member of the Daystrom Group, manufacturers of the
WORLD'S LARGEST-SELLING ELECTRONIC KITS

COMPACT HI-FI

by *Armstrong*

STEREO 55 (illustrated) **32 GNS.**
TUNER-AMPLIFIER CHASSIS



An outstanding new Armstrong chassis combining AM and FM Tuners, a Stereo Control Unit and two High Fidelity 5 watt Amplifiers in one compact unit. In all its functions the Stereo 55 is designed for mono as well as stereo use so that up to 10 watts output is always available.

Full VHF and medium bands. ● Inputs for tape recording and playback. ● Alternative pick-up inputs. ● Booster unit available for low output pick-ups. ● Input for possible future stereo radio. ● Separate bass and treble controls and dual volume control for ease of balancing. ● Free instruction booklet with every model.

STEREO 12 Mk. 2 **42 GNS.**

A new and improved version of the famous Stereo-Twelve. A total of 16 watts output is available from the two 8 watts push-pull amplifiers. VHF, with automatic frequency control, and medium and long bands. Inputs for recording and playback and for stereo radio if required in the future. Booster unit available for low output pick-ups, both mono and stereo.

The name **ARMSTRONG** is the registered trade mark of **ARMSTRONG WIRELESS & TELEVISION Co. Ltd.** WALTERS ROAD, LONDON N.7. Tel.: NOR 3213

Post this coupon or write for free catalogue or call at our Showroom for full demonstration and professional advice on your installation. Open 9-5 including Saturdays.

NAME _____
ADDRESS _____
PFS

SOLDERING EQUIPMENT

by



PRECISION SOLDERING
for the
ELECTRONICS INDUSTRY

Comprehensive range - Robust & Reliable
- Light weight - Rapid heating - Bit sizes
3/32in. to 3/8in. - 'Permagit' or Copper
bits - All voltage ranges 47v. to 230/
250v. - Prices from 19/6.

Also

- Plastic Cable Strippers
- Miniature Solder Pats
- Heat Guards
- Long Life Bits

Illustrated is the 25w. 3 1/4in. replaceable bit model with safety shield.

ADAMIN—the new range of precision micro-soldering instruments—
Have you had details?

Brochure No. S 10 sent free on request.
Sole proprietors and manufacturers:
LIGHT SOLDERING DEVELOPMENTS Ltd.
28 Sydenham Road, Croydon, Surrey
Phone: CROydon 8589 Grams: Litesold Croydon

RED SPOT 3/-

BUY NOW! BEFORE PRICES RISE

Yellow Spot (for use as Red Spot up to 6 v. max.)	2/9	XA102	22/-
White Spot	4/6	XA101	21/-
Green/Yellow	5/6	XA103	14/-
Red/Yellow	8/6	XA104	17/6
OC41	20/-	NB103	9/-
OC45	16/6	NB104	10/-
OC70	9/-	XC101	15/6
OC71	13/6	Matched pair XC101	30/-
OC72	15/-	Matched pair XC121	30/-
Matched pair OC72	28/6	TS1	4/3
OC170	45/-	TS3	12/6
OCPT1	48/6	GET3	8/-
CRYSTAL DIODES: 1/- Mullard OA81, 4/-; OA70 4/-; BRIMAR GD4 4/-; GEN31 4/-.				
TRANSISTOR HOLDERS: 1/3.				
FERRITE RODS: 6 x 5/8in. 1/6.				
CONDENSERS: Miniature, 0.01/150 v., 11d.; 0.1 mfd./100 v., 1/2; 0.04/150 v., 1/2; 0.005/200 v., 10d.; Standard size 0.31/1,000 v., 6d.; 0.2/500 v., 9d.; 0.5/500 v., 9d.; 1/500 v., 1/-; 25/500 v., 1/6; .5/500 v., 2/-.				
Wire ended: 16 mfd./450 v., 2/4; 16-16/450 v., 4/-; 8-8/450 v., 2/9; 4-16/450 v., 2/9; 50 mfd./50 v., 1/9; 25 mfd./25 v., 1/9; 100 mfd./6 v., 2/3. Miniature, 25 mfd., 2/8; 50 mfd., 2/8; 8 mfd., 1/9; 2 mfd., 1/9.				
SLB MINIATURE: 32 mfd., 25 mfd., 16 mfd., 8 mfd., 2 mfd., 1/1 3/8; 100 mfd., 2/9.				
TUNING CONDENSERS: Solid dielectric, 500 pF (0.0005 mfd.) 4/-; 300 pF, 3/9; 100 pF, 3/-; Miniature, 500 pF, 5/-.				
RESISTORS: All values 10% t.w. 6d.; 1 watt, 9d.				
BEGINNERS' VALVE: Circuit and plans, 11d. Kit, 25/-.				
COILS: Reparo DR2, 4/-; DR1, 2/6; Teltron BAX, 3/-; HMX, 3/-; LFB, 3/6. All complete with circuits.				
H.R. HEADPHONES (for Crystal Transistor or Valve Sets): Diploma, 17/6.				
CONNECTING WIRE: Six assorted colours, 1 yard of each colour, 1/9; 2 yds. of each colour, 2/9; 10 yds. of each colour, 10/6.				
WEATHER PROOF COILS: all types in stock, 3/-.				

P.W. POCKET SHET SET OF SIX SPECIFIED MULLARD TRANSISTORS 99/6

— ALL PRICES POST PAID —
OAKFIELD RADIO—THE TRANSISTOR PEOPLE
121 Macclesfield Road, Hazel Grove,
Stockport, Cheshire

MAIL ORDER ONLY

limits, so that the exact point of "cut off" can be readily set up. Referring to Fig. 1, the theoretical diagram, it will be seen that the pre-set potentiometers VR1 and VR2 provide the necessary adjustments. It is convenient to fit a control knob to VR1, as this will require "resetting" to zero the meter accurately from time to time, as a simple instrument of this type invariably shows signs of thermal drift when in use.

Construction Details

Construction of the instrument is extremely simple, and apart from the need to keep the connections between the junction of R1, R2 and R3, and the valve control grid, as short as possible, the layout is in no way critical. A chassis of standard size, 7in. x 4in. x 2½in. is used, and drilling dimensions are given in detail in Fig. 2. Fig. 4 should make the layout of components perfectly clear. The mains supply leads enter through the ½in. grommetted hole in the rear chassis runner, and are anchored to the two insulated tags of a 3-way tagstrip mounted nearby. No on/off switch was provided in the original, although there is no reason why one should not be provided, and mounted at any convenient point on the rear or side chassis runners. The test leads,

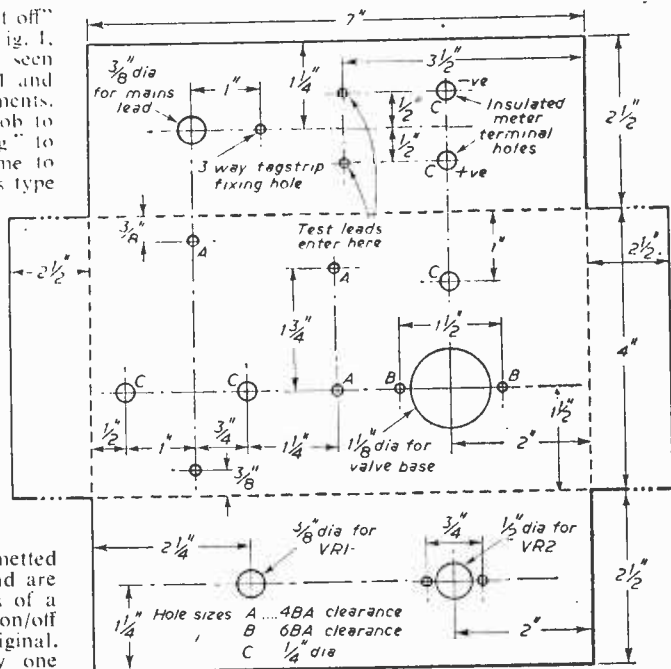


Fig. 2.—Drilling plan of the chassis.

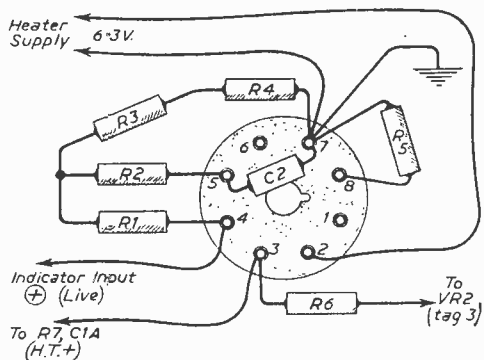


Fig. 3a.—Connections to the Octal valve-holder.

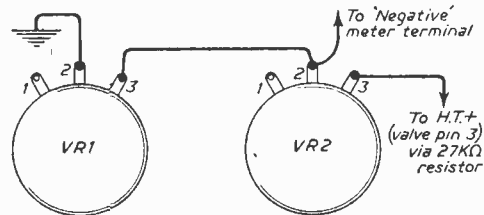


Fig. 3b.—The wiring of the balance potentiometers.

comprising red and black plastic-covered flexible wires (not twisted together, as this would introduce

COMPONENTS LIST

- Resistors:**
 R1—3.9M ½W.
 R2—3.9M ½W.
 R3—3.9M ½W.
 R4—2.2M ½W.
 R5—1k ½W.
 R6—27k 2W.
 R7—4 to 5k 5 or 10W W.W.
 C2—0.001µF.

- Chassis 7in. x 4in. x 2½in.
 A small mains transformer, 6.3V and 220V 40mA.
 A metal rectifier, 250V, 10mA or more.
 32µF + 32µF, 275V.W. electrolytic (C1A and C1B).
 Fixing clip for above.
 One I.O. Valveholder.
 6J5 Valve.
 Two insulated terminals.
 One small knob (for VR1).
 Mains lead and plug.
 Red and black flexible test leads.
 Two crocodile clips.
 Four rubber grommets.
 Nuts, bolts, solder tags, connecting wire, sleeving, etc.
 "Multimeter" with basic movement 2.5mA or better.
 VR1—5k W.W. potentiometer.
 VR2—25k W.W. potentiometer.

unwanted capacity), enter through the holes "B" in the rear runner, the black lead going to any convenient earth point and the red lead to pin 4 of the octal valveholder, which in the case of the 6J5 valve

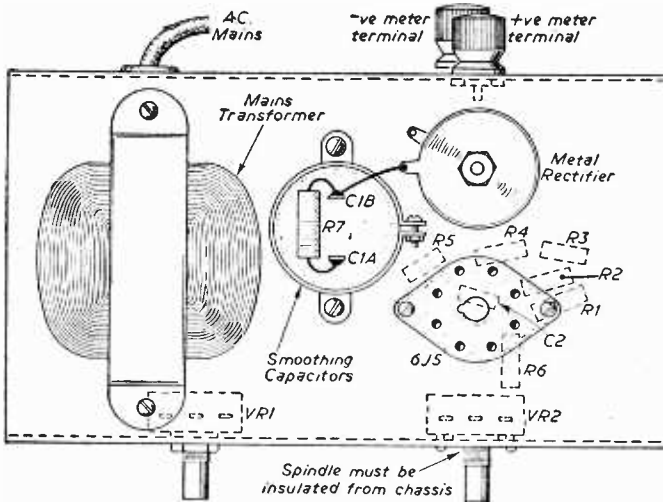


Fig. 4.—Plan view of the chassis.

is a "spare" pin used for anchoring purposes. Two well-insulated terminals are mounted in the holes, $\frac{1}{8}$ in. diameter, on the rear runner, and it is to these that the external meter is connected. The power supply requirements are 6.3V at 0.3A, and about 200V at about 5 to 10mA, so that any type of metal rectifier capable of withstanding an input voltage of 250V will be suitable.

Wiring the Instrument

Wiring is perfectly straightforward, and if the theoretical diagram is used in conjunction with Figs. 3 and 4 no difficulty should be experienced. It is recommended that the power supply components be wired into position first, followed by the heater and H.T. supply to the valveholder. The two potentiometers must be of the wirewound type, as they have to carry D.C.

The two test leads are terminated in crocodile clips, to facilitate easy connection to the external circuit under test. When connecting the "live" lead to a tuned circuit, such as the windings of an I.F. transformer, it is advisable to incorporate a 100k resistor at the point of connection to minimise the disturbance to the tuned circuit. It should also be remembered that when measuring the AVC voltage present at the limiter valve of an F.M. receiver, or on the AVC diode of an A.M. superhet, it is a negative voltage that is being measured, and in order to prevent the indicator meter movement from trying to record a reverse voltage, care should be taken to reverse the polarity of the meter connections to the terminals at the rear of the instrument.

Testing the Completed Unit

To test the completed instrument, when wiring has been finished and checked for any possible errors, connect a multimeter across the terminals, set to a fairly high current range (say 100mA), in order to avoid any danger of the pointer swinging hard over and causing damage. After two or three minutes warming-up period, the meter may be gradually switched (or plugged) down to the lowest current

range available, and the potentiometers VR1 and VR2 adjusted to bring the pointer to rest exactly at zero. VR1 should first be set with maximum resistance in circuit, and VR2 adjusted to obtain as near zero reading as possible, VR1 then being used as the "fine" control. Now connect a low voltage D.C. source to the test prods, e.g. a single or double cell torch battery, when the meter should immediately show a considerable deflection.

Alignment procedure

It is not proposed to relate in detail the procedure to be adopted in the alignment of F.M. receivers; if a proprietary kit has been purchased, full instructions will be given with the kit.

AN EFFICIENT MAINS FILTER

(Continued from page 905)

Also one condenser wired on to B must go to A1, and the other to C1. This completes the wiring of the filter, and its wiring should be carefully checked against the circuit diagram (Fig. 1).

To complete the unit all that is needed is a case.

The Case

Obtain two Bakelite discs $\frac{1}{4}$ in. x $1\frac{1}{2}$ in. diameter and drill a $\frac{3}{16}$ in. diameter hole in the centre of each. Also drill a $\frac{1}{4}$ in. diameter hole in both discs and fix one on each end of the mains filter. Feed the mains leads through the $\frac{1}{4}$ in. holes. A piece of Bakelite tube with a $1\frac{1}{2}$ in. internal diameter, $5\frac{1}{2}$ in. long is fixed over the whole filter assembly and glued into place. The $\frac{3}{16}$ in. diameter tube should be packed with 5in. length of iron wire to form a core before the unit is finally glued.

Installation

This completes the unit and makes it ready for installation in the mains circuit of a radio receiver. This is simply a matter of fixing a plug on the input end of the filter to fit the mains socket, and feeding the other end into the receiver.

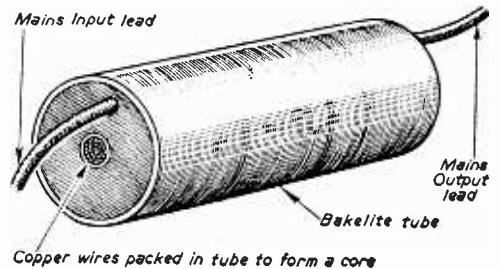



Fig. 6.—The case of the filter unit.

HOME RADIO OF MITCHAM

(Dept. P), 187 London Road, Mitcham, Surrey.
 MIT 3282
 Shop hours 9 a.m. to 6.30 p.m. Wed. 9 a.m. to 1 p.m.

FANTASTIC NEW MINIATURE TRANSISTOR UNITS




1 WATT AMPLIFIER

This mighty mid-current printed circuit amplifier measures only 3 x 2½ x 1¼ in. completely assembled with 4 top-grade transistors. Input of less than 10 millivolts will give undistorted output of 1 watt. Suitable for microphone, gram, guitar, or radio unit. Output 3 ohms. Response 60 to 16,000 cycles, s.a.e. for leaflet. PRICE £4.12.6 post paid.



SUPERHET TUNER

The first fully transistor push-button all-wave superhet tuner. Measures only 3½ x 2 x 1½ in. and covers long, medium, and short waves. Ideal for small portables or car radio, etc. Fully assembled, aligned, and tested. Complete with latest OC170 high-frequency transistor. S.A.E. for leaflet. PRICE £4.7.8, post paid.



465 KCS I.F. STRIP

A beautifully engineered miniature I.F. amplifying strip measuring only 3½ x 1½ x 1 in. completely assembled on printed circuit. Fully aligned and tested. Two OC169 transistors in new circuit using five tuned circuits with A.V.C. Send s.a.e. for leaflet. PRICE £4.12.6, post paid.

USE THESE UNITS FOR TRANSISTORS WITHOUT TEARS

WILKINSON'S TOOLS



High-grade Sheffield tool steel hardened and tempered. 5in. flat long-nosed pliers, ideal for the radio constructor. Strong box joint. No. 23105. PRICE 9/6, post 6d.



New small 4½in. pointed-nose cutter, ideal for all radio construction work and servicing. High-grade steel with box joint. No. 21123. PRICE 11/6, post 6d. Standard 5½in. long snipe-nosed pliers with cutting edges and box joint. High frequency hardened and tempered. Beautifully finished and will last a lifetime. PRICE 13/6, post 6d.

WB STENTORIAN CABINETS

We stock the full range of equipment and speaker cabinets, including the new contemporary "Prelude" range. Fully illustrated leaflet will be sent on receipt of 3d. stamp.

SENIOR HI-FI CONSOLE

A handsome cabinet designed to take any size of tape deck or record player, as well as amplifier, pre-amp, and radio tuner. Storage space in lower section for 150 records. Doors fitted with patent magnetic catches. Size 36 x 24 x 18in. Polished walnut. PRICE 16 Gns., plus 5/- part carriage.

JUNIOR BASS REFLEX CORNER CONSOLE

A contemporary style cabinet specially designed to give maximum quality reproduction from 8in. or 10in. units with provision for tweeter if required. Size 33 x 22½ x 18½in. Polished walnut. PRICE 9 Gns., plus 5/- part carriage.

PRELUDE HI-FI TABLE CABINET

Will accommodate any make of tape deck or single record player, together with amplifier, tuner, or radio chassis. Size 17½ x 19 x 18½in. Set of 4 legs can be supplied if required for 30/- extra. PRICE £9.19.6, plus 5/- part carriage.

All these cabinets are beautifully made and finished, and are supplied packed flat. They can be completely assembled in a few minutes, using only a screwdriver. Full range of WB Stentorian Hi-Fi Speakers and Tweeters in stock. Send 3d. stamp for illustrated leaflet. Specially recommended to give real "Zing" to your reproduction.

flux mid and upper frequency unit, Model TB16. 15 ohms impedance and 17,000 cycles. PRICE £6.3.9, or complete in handsome walnut cabinet £10, post paid.



"GLOBE-KING" ONE VALVE SHORT-WAVER



All over the world, short-wave radio is regarded as the King of all hobbies. Short-wave radio operates all round clock. 24 hours a day. You can explore the world from the comfort of your own armchair. Really perfect relaxation from a day's work. Start now with this amazing little one-valver which gives really long distance reception at a minimum co-t. Learn the morse code and listen in to shipping, etc. 100/A kit with three matched coils covering 10 to 100 metres. PRICE £3.19.6, s.a.e. for leaflet.

MOSLEY SHORT-WAVE AERIAL

For the really serious Short-Wave listener or radio amateur this new American designed Mosley dipole aerial gives much improved reception. Designed to give optimum results on 7 bands, 11, 13, 16, 19, 25, 31 and 49 metres. Can be assembled and erected in minutes. Complete aerial includes 8 weatherproof trap assemblies, transmission line centre connector, 45 feet No. 16 gauge tinned copper wire. Glazed porcelain insulators, 100 feet 75 ohm transmission line. Detailed leaflet sent on receipt of s.a.e. PRICE £7, post paid.

ELECTRIC MOTORS



Model electric motor, ideal for toys, etc. Operates from dry battery 4½ volts or transformer 3 to 8 volts. Brand new, boxed and supplied complete with pulley, driving band, and spare brushes. Realistic and wonderful value while stocks last. ONLY 4/6, plus 6d. post.

SPEAKERS

Brand new permanent-magnet loudspeakers of good make at well below market prices.

Round: 3in. 22/6, 5in. 17/6, 6½in. 20/-, 8in. 21/-, 10in. 32/6. Elliptical: 7in. x 3½in. 17/6, 8in. x 5in. 22/6, 10in. x 6in. 30/-. Please add 1/6 postage.

HI-SPEAKERS

Celestion P44 high-flux 12in. unit, 3 or 15 ohms impedance, £3.15.0.

Goodmans Axiom 110, 10in. unit, 15 ohms only, £5.

Wharfedale 10in. Golden FSB (as used by B.B.C.) 3 or 15 ohms. £8.6.7.

Please add 1/6 postage.

WE ARE STOCKISTS FOR "H.M.V." HI-FI

QUALITY OUTPUT TRANSFORMERS

D.68 High-grade fully shrouded push-pull output transformer by Electro-Voice. Suitable for EL84's or 6V6's or similar. Output sectionalised to give 3 or 15 ohms up to 10 watts. Size 3 x 2½ x 3in. PRICE 37/6, post 1/-.

Super 128 page CATALOGUE



PRICE 2/-

Post 9d.

PW POCKET SUPERHET

All the special components in stock for this super pocket portable, including miniature gang, all coils and aerial, Ardente controls, switch wafers, Arla speaker, etc. FULLY DETAILED PRICE LIST SENT ON RECEIPT OF S.A.E.

WEYRAD

COILS AND TRANSFORMERS FOR A 2-WAVE TRANSISTOR SUPERHET WITH PRINTED CIRCUIT AND FERRITE ROD AERIAL

LONG AND MEDIUM WAVE AERIAL—RA2W

On 6 in. rod, $\frac{7}{16}$ in. diameter, connections to 6-Tag Ring, 208 pF tuning 12/6

OSCILLATOR COIL P50/1AC

Medium wave in screening can. For 176pF tuning condenser 5/4

1st AND 2nd I.F. TRANSFORMERS—P50/2CC

470 Kc/s operation with 250 pF tuning in cans. $\frac{1}{16}$ in. diameter by $\frac{3}{4}$ in. high 5/7
(2 REQUIRED)

3rd I.F. TRANSFORMER—P50/3CC

Last stage transformer to feed diode detector. Size as P50/2 6/-

DRIVER TRANSFORMER—LFDT2

Upright mounting with six connecting tags— $1\frac{1}{8}$ in. x $\frac{1}{8}$ in. x $1\frac{3}{4}$ in. 9/6

PRINTED CIRCUIT—PCA1


Size, $2\frac{3}{4}$ in. x $8\frac{1}{4}$ in. Ready drilled and printed with component positions 9/6

THESE COMPONENTS ARE APPROVED BY TRANSISTOR MAKERS AND PERFORMANCE IS GUARANTEED.

Constructor's Booklet with full details, 2/-.

WEYMOUTH RADIO MANUFACTURING CO., LTD.

CRESCENT STREET, WEYMOUTH, DORSET



THE LINEAR L1/10

A 10-WATT HIGH FIDELITY ULTRA LINEAR AMPLIFIER WITH INTEGRAL PRE-AMP

Full advantage has been taken of latest component miniaturisation developments to produce a 10-watt Hi-Fi push-pull amplifier incorporating tone control preamplifier stages within the measurements of 9 x 7 x 5ins.

In addition two high impedance input sockets are provided for microphone and gram, etc. With selector switch and vol. control, five B.V.A. valves are employed ECC83, ECC83, EL84, EL84, EZ81, H.T. and L.T. power supply point is included for a radio tuner.

FREQUENCY RESPONSE
± 1 d.b., 30-20,000 c.p.s.

MAXIMUM POWER OUTPUT
in excess of 14 watts.


SENSITIVITY
L.P. 220 m.v. for 10 watts, 78 r.p.m. 220 m.v. for 10 watts. Radio/Microphone 40 m.v. for 10 watts.

TREBLE LIFT CONTROL
+ 10 d.b. to -22 d.b. at 12,000 c.p.

BASS CONTROL
+ 14 d.b. to -10 d.b. at 50 c.p.s.

HUM LEVEL
Referred to maximum output and including integral pre-amp.—70 d.b.

NEGATIVE FEEDBACK
21 d.b. in main loop.



HARMONIC DISTORTION Less than 0.1% measured at 8 watts at 1000 c.p.s. Weight 10 lbs. Power consumption 90 watts. For 200-230-250 v. 50 c.p.s. A.C. mains. Outputs for 3- and 15-ohm speakers. Chassis finish stoved Gold hammer.

HIGHEST QUALITY Retail Price

MAXIMUM RELIABILITY AT A PRICE YOU CAN AFFORD. **13 GNS.**

Send S.A.E. for descriptive literature

TRADE ENQUIRIES to

Also Available—THE L.45A compact High Quality 4-5 watt amplifier. Size approx. 7.5-5 $\frac{1}{2}$ ins. high. Sensitivity is 28 millivolts so that the input socket can be used for either microphone or gram., tape, radio tuner, etc. B.V.A. valves used are ECC83 EL84, EZ80. Controls are: Vol. Treble and Bass with mains switch. The Tone controls provide full compensation for long playing records. Output matching for 3 ohm loudspeaker. Retail price £5.19.6.

THE LT45 TAPE DECK AMPLIFIER. A complete unit (power pack and oscillator incorporated) ready for connection to A.C. mains. 3 ohm loudspeaker and practically any make of deck.

Negative feedback equalisation adjustment by multi-position switch for 1 $\frac{1}{2}$, 3 $\frac{1}{2}$ and 7 $\frac{1}{2}$ ins. per second. Retail price 12 gns.

DIATONIC 10-14 WATT. High Fidelity amplifier with integral pre-amplifier. Retail 12 gns.

CONCHORD 30 WATT. Hi-Fi amplifier with two separately controlled inputs. Retail 16 gns.

L50 50 WATT AMPLIFIER. Size approximately 14 x 10 x 8ins. Sensitivity 25 mV. Output for 3 and 15Ω speakers. Retail price 22 gns.

L5/5 STEREO AMPLIFIER 5 + 5 watt 12 gns.

LINEAR PRODUCTS LTD.

ELECTRON WORKS, ARMLEY, LEEDS.

Radio Construction for the Beginner

No. 5—COMPLETING THE REGENERATIVE RECEIVER

By D. B. Kidd


THE two small tool-clips used to secure the small piece of ferrite rod in the last receiver described may be used to hold the long rod in this receiver. Both clips are placed on the rod on the side farthest from L2. One clip is slid towards the middle until it almost touches the fixed coil L1, the other remains near the end of the rod. The two clips are thus much less than half the rod-length apart.

Now the three "extra" parts mentioned can be fitted. The $\frac{1}{16}$ in. brass spindle is fitted into the small knob and secured, the spindle passed through a $\frac{1}{16}$ in. hole in the panel (near the bottom on the right) and the bush tightened on to the spindle so that the friction between the bush and the panel makes it fairly difficult to turn the knob. If desired, a cardboard or rubber washer may be introduced to increase the friction. The position of the hole in the panel is chosen so that when the two tool-clips are screwed down and the ferrite rod is

through the hole in the spindle and secured by knotting. The movable coil is slid along the rod until it touches L1 then the thread is laid over it and bound on to L2 with Sellotape or other means. The thread is extended just beyond L1 then cut and tied to the end of a piece of rubber band. The far end of the rubber band is anchored to a nail, woodscrew, lug-hook, or any other convenient pillar on the extreme left of the board and exactly in line with the centre line of the rod.

The elastic cord need not be very strong; it is only required to overcome the friction between the sleeve and the ferrite rod. A single strand will probably be enough.

When the regeneration knob is turned it will now



The complete transistor receiver

in position, the unsupported end of the rod passes just underneath the spindle with about $\frac{1}{16}$ in. clearance. The ferrite rod assembly is as close as possible to the panel without quite touching the bush.

A mark must now be made on the spindle just over the centre line of the rod and a very small diameter hole drilled through the spindle at this point. This will mean removing the bush and reassembling the arrangement when completed. The constructor will need to file a slight "flat" at the point marked before drilling, otherwise the drill point will slip. The spindle should be held in a vice while drilling.

The Regeneration Control

The end of a length of strong thread is passed

wind the sleeve to the end of the rod. This is its normal position when tuning in stations. Regeneration is obtained to the desired extent by turning the knob in the *opposite* direction when the elastic cord will cause L2 to approach L1. Although the arrangement is simple, and indeed almost crude, better and finer regeneration control is obtained by it than by more orthodox methods on expensive receivers. Figs. 3 and 4 gave the details. Note that the knob should be turned on so that the thread winds *under* the spindle.

The two leads of L2 should lastly be made spiral in form by releasing them from points "N" and "C" wrapping them tightly round a knitting needle then replacing. This keeps them tidy in spite of the movements of L2.

Two experiments may be tried with the completed receiver. Firstly, the aerial and earth may be disconnected and reception attempted with the ferrite rod alone. This will require the regeneration control to be advanced much more, but under good conditions and especially after dark it is worth trying. The receiver will now be found to be very "directional", the whole apparatus needing to be turned for the best results from a given station.

Adding a Loudspeaker

If reception is very loud with an aerial and earth, the constructor may care to try connecting the two leads of a loudspeaker across the output terminals in place of the headphones. If faint reception is heard, then it is worth risking the expense of an output transformer which will greatly increase the volume of sound obtainable.

This should be bought as "suitable for transistor circuits" (valve-type transformers are almost useless for this job), and it should have a ratio of between 15 : 1 and 30 : 1. The two primary leads of the transformer go to the headphone terminals; its two secondary leads go to the loudspeaker terminals. The reader need not worry if the primary and secondary leads are not marked. Connecting the transformer each way in turn will soon settle the question, one way increasing the volume, the other greatly

diminishing it. The largest diameter loudspeaker obtainable should be used; it will give the greatest volume and the best tone.

The receiver just described should give pleasing results if built and handled correctly. Regenerative receivers require a little skill to operate but this soon comes with practice, both controls being used in conjunction. When the station required is correctly tuned, it is usual to advance regeneration until oscillation just commences, then to reduce it slightly until normal undistorted reception is obtained with a slight final adjustment of the tuning.

The queer noises which the receiver produces whilst being tuned are quite normal to this type of set. They can, however, cause annoyance to other listeners if too long an aerial is employed. A modest aerial of a few yards only is therefore suggested for this receiver where other receivers are known to be fairly close.

This marks the end of the series to introduce beginners to the art and science of radio construction, completely without the use of solder.

There is, however, no substitute in the long run for the technique of soldering, and it is to be hoped that having gained some experience and confidence while constructing the three receivers in this series, the constructor will make an effort to learn the technique, and so move on to more ambitious projects.

Short-wave Listeners' Log—4

MANY USA transmitters beam English transmissions towards Europe, and these programmes can generally be received well in this country. Numerous frequencies are employed, so if propagation conditions make one band unsatisfactory, other bands will often give good reception. As many of the frequencies fall within the coverage of ordinary all-wave receivers, a special short wave set is not necessary.

Some of the "Voice of America" transmissions which may be tuned in, with times, frequencies, and wavelengths, are listed below. These are generally half-hour programmes, consisting of news followed by announced features. (Greenwich Mean Time is used throughout.)

16:00 (GMT): 21.5Mc/s., 13.95m., 15.27Mc/s., 19.65m., 15.205Mc/s., 19.73m., 11.76Mc/s., 25.51m.

17:00 (GMT): 21.505Mc/s., 13.95m., 15.205Mc/s., 19.73m., 11.76Mc/s., 25.51m., 9.635Mc/s., 31.14m., 9.620Mc/s., 31.19m., 9.520Mc/s., 31.51m., 6.185Mc/s., 48.5m.

18:00 (GMT): Generally similar to 17:00 (GMT).

Later in the day the lower frequencies, such as those in the 31 and 49m bands, will often be well received, while the higher frequencies, in the 13, 19 and 25m bands will generally give better reception earlier. News in "Special English" may be heard at 19:00 and 20:00 (GMT). This employs a limited vocabulary. "Radio Amateur's Notebook" may be heard at about 21:15 (GMT).

The 19, 25, and 31m bands, at least, will generally be within the tuning coverage of any all-wave receiver. Very good results can often be obtained on these bands.

Listeners who are just becoming interested in Amateur band reception may wish to know where the

stations they tune in are situated. Many amateurs all over the world use English, and they have to announce their call signs frequently, when carrying out a contact. As a result, it is usually easy to log quite a number of countries in a short time. Lists of calls may be obtained, but some of the most generally heard calls, with the countries they indicate, are as follows:

DJ, DL and DM, Germany; EI, Ireland; F, France; G, England; GI, Northern Ireland; GM, Scotland; GW, Wales; I1, I1T1, Italy; OZ, Denmark; VE, VO, Canada; K, W, USA.

Others, less frequently heard, include: CN8, CN9, Morocco; DU, Philippines; GC, Channel Islands; HB, Switzerland; HP, Panama; LA, Norway; OH, Finland; VK, Australia; ZS1 to ZS9, Africa.

When logging such stations, individual call numbers and letters follow the prefix showing the country. For example, G2XYZ, G3ABC, and G3XYZ, etc., would all be in England. Very many stations also give their locality during the course of the transmission and this is a further aid to logging new countries.



As most S.W. listeners will know, reception conditions on the various frequencies vary in approximately a 24-hour cycle, according to whether the transmission path between station and receiver is in daylight or darkness. For this reason it is wise to check over two or three bands when beginning a period of DX listening. Some frequencies which may have been giving good reception from one part of the world will cease to be usable for that direction, as darkness falls. But at the same time other frequencies will come into use, giving reception from other stations. When conditions are suitable for the band employed, transmissions may be heard over exceedingly great distances, even with the simplest type of receiver.

Wharfedale TRANSFORMERS



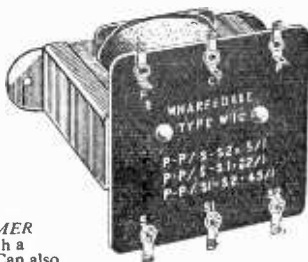
OP3 (3 ratios)
 Small output transformer for battery and portable sets or mains sets up to 3 watts output. Ratios 30, 60 and 90 to 1. Max. D.C. 30mA. Inductance at 4v 50c/s. 26H with zero D.C. 3.8H with 30mA D.C. Width 2½in. by height 1½in. Weight 6 oz. Max. watts 3. Price 7/6

TYPE P (4 ratios)
 The ideal replacement transformer for sets up to 5 watts output. Ratios 30, 45, 60 and 90 to 1 (90:1 centre tapped) Max. D.C. 50mA. Inductance at 4v 50c/s. 28H with zero D.C. 6.5H with 30mA D.C. 4.0H with 50mA D.C. Width 2½in. Height 2in. Weight 12½ oz. Max. watts 5. Price 9/-




GP8 (8 ratios) General purpose output transformer with two centre-tapped primary windings and two secondaries. Matches practically all output conditions to speakers of 1 to 15 ohms impedance. Suitable for use up to 5 watts output. Ratios 12, 18, 24, 30, 36, 48, 60 and 72 to 1 (ratios 36, 48 and 72 to 1 are centre-tapped). Max. D.C. 50mA. Inductance at 10v 50c/s (each primary winding 22.5H with zero D.C. 5.0H with 30mA D.C. Width 2½in. Height 2½in. Weight 12½ oz. Max. watts 5. Price 12/6

W12 (3 ratios—all centre tapped)
 A high quality transformer for undistorted output up to 10 watts with speakers up to 15 ohms impedance. Ratios: 15:1, 22:1, 45:1. D.C. resistance of primary 460 ohms. Max. D.C. 80mA. Inductance at 4v 50c/s. 61H with zero D.C. Leakage inductance 200mH Width 4½in. Height 3in. Weight 2 lb. Max. watts 10. Price 26/-
 Special ratios to order 30/-



SM1 STEREO MIXER TRANSFORMER
 Enables stereo systems to be operated with a single bass unit and two treble speakers. Can also be used to add a centre speaker to "fill in the middle" where existing speakers are too widely spaced. Existing full range speakers can also be converted to stereo using the SM1 and an additional treble unit. Size 4 x 2 ½in. Weight 2 lb. Input 15 watts Max. Price 30/-

WMT1 MATCHING TRANSFORMER
 Auto transformer for matching with 10-16 ohm or 7-9 ohm speakers to sets with 2-5 ohms output or vice versa. Frequency response within 1dB from 20c/s to 15kc/s. Power handling capacity 15 watts. Can be used to match loudspeakers of different impedances to cross over unit in high-quality two or three speaker systems. Width 2½in. Height 2½in. Weight 12½ oz. Max. watts 15. Price 13/6



AIR CORED INDUCTORS
 High grade air cored inductors wound with 17 s.w.g. aluminium wire can be supplied to order within the range 0.1 to 8.0mH. Suitable for use in cross over networks and filter circuits. Prices on application.



LDLE BRADFORD YORKSHIRE Tel: Idle 1235/6 Grams: 'Wharfedel' Bradford

UNIVERSAL VOLT-OHM- MILLIAMETER

At last a first grade multi-tester within the reach of everyone's pocket, and a necessity to all interested in Radio and TV. Reads A.C. and D.C. Volts up to 1,000 in 5 ranges, at 1,000 ohms per volt, D.C. current (3 ranges) to 500 mA. Resistance readings to 200 K ohms in 2 ranges. Basic movement 300 μ A sensitivity. Easily read open scale, beautifully made and fully guaranteed. Limited number available under import quota. Complete with leads, prods, and internal battery.



ONLY 59/6

COMMUNICATIONS RECEIVER R1155. The famous Bomber Command receiver known the world over to be supreme in its class. Covers 5 wave ranges 18.0 to 7.5 Mc/s, 7.5 to 3 Mc/s, 1.500 to 600 kc/s, 500 to 200 kc/s, and 200 to 75 kc/s, and is easily and simply adapted for normal mains use. Full details being supplied. All sets thoroughly tested and in perfect working order before dispatch, and on demonstration to callers. Fitted latest type super slow-motion tuning assembly. Have had some use but are in excellent condition. **ONLY 29/18.6. A.C. MAINS POWER PACK OUTPUT STAGE,** for the above in black crackle case to match receiver, enabling it to be operated immediately, but just plugging in, without any modification. With built-in 6in. speaker, 20/10.0. DEDUCT 10/- IF PURCHASING RECEIVER AND POWER PACK TOGETHER. Send S.A.E. for illustrated leaflet, or 1/3 for 10-page booklet which gives technical information, circuits, etc., and is supplied free with each receiver. Add carriage 10/6 for Receiver, 5/- for Power Unit.

B.C. 342 RECEIVERS. A few only of these famous American sets covering 1.5-18.0 Mc/s in six bands. Internal 115 v. A.C. mains pack. Super receiver in first class condition, and perfect working order. **ONLY 285, (carr. 15/-).**

H.R.O. MAINS POWER UNITS A.C. Input 115/230 v. output D.C. (fully smoothed) 230 v. 75 mA. and 6.3 v. 3.5A. Complete in black crackle case. ONLY 59/6.

12 WAY SCREENED CABLE. In 10 foot lengths, fitted with plugs, originally made for No. 19 Wireless Set. **UNUSED ONLY 15/- per lead.**

POCKET VOLTMETERS. Read 0-15 volts and 0-300 volts A.C. or D.C. **BRAND NEW AND UNUSED. ONLY 18/6.**

CANADIAN MOVING COIL PHONES. Low resistance, fitted noise excluding chamois ear muffs, and leather covered head band. Lead terminates to jack plug. Supremely comfortable. **BRAND NEW. ONLY 19/6 (post 1/6).**

INTERCOM TELEPHONE SET. Two pairs of Brand New Headphones connected to Breast Microphones, with leads, etc. In fitted carrying cases. Supplied with 41 volt battery, 10 yards twin wire, and full instructions for connecting to make super intercom. **ONLY 27/6 (post 3/6).** Extra Wire 3d. per yard.

RCA 8in. P.M. SPEAKER, in heavy black crackle metal case. Can be used as normal 3 ohms extension. Size 11 $\frac{1}{2}$ in. x 10 $\frac{1}{2}$ in. x 6in. **NEW IN MAKER'S CARTONS. ONLY 45/- (post 3/6).**

AMERICAN HALLICRAFTERS 6 VOLT VIBRATOR-PACK. Output 300 volts D.C. at 170-mA. Designed to run Communications Receivers from 6 volt car battery. In grey metal case, size 6 $\frac{1}{2}$ in. H. x 6 $\frac{1}{2}$ in. W. x 7 $\frac{1}{2}$ in. D. Complete with 2 valves, 6X5, and instructions, in maker's cartons. **BRAND NEW AND UNUSED. ONLY 29/6 (carr. 3/6).**

POWER UNIT TYPE 3. Primary 200/250 volts A.C. 50 cycles. Outputs of 250 volts 100 mA, and 6.3 volts 4 amps. Fitted double smoothing, and 2 metres to read H.T. Current and Voltage. For normal rack mounting (or bench use) having grey front panel, size 19in. x 7 $\frac{1}{2}$ in. **BRAND NEW. ONLY 79/6 (carriage 7/6).**

10/- CONSTRUCTION PARCEL. 10 yards each of 6 colours wiring wire, solder, 24 each assorted Resistors and Condensers. **RESISTORS.** 100 assorted values. **NEW 10/-.**

CONDENSERS. 100 assorted mica and silvermica. **NEW 12/6.** **SPRAGUE CONDENSERS.** Metal case, wire ends. New 0.01 mid. 1,000 volt, and 0.1 mid. 500 volt, 7/6 per dozen. Special quotes for quantities.

MINIATURE MOTORS. Ideal for models. Will operate on 3-6 v. D.C. Size 1 $\frac{1}{2}$ x 1 x 1 $\frac{13}{16}$ in. plus $\frac{1}{16}$ in. spindle. **BRAND NEW ONLY 7/6.**

HARRIS ELECTRONICS

(LONDON) LTD.

138 Gray's Inn Road, London, W.C.1.

(Phone TERminus 7937)

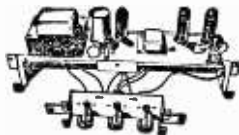
Please include carriage costs on All items.

(Open until 1 p.m. Saturdays). We are 2 mins. from High Holborn (Chancery Lane Station) and 5 mins. by bus from King's Cross.

Gladstone Radio

PUSH-PULL AMPLIFIER £4.15.0 ^{(3/-} P. & P.)

Brand new 200-240 A.C. mains. Bass, treble and col. controls on flying panel. Valves EZ80, ECC83 and 2-EL84 giving full 8 w. Chassis 12 x 3 $\frac{1}{2}$ x 3 $\frac{1}{2}$ in. With o.p. trans. for 2-3 ohm speaker. Suitable for Crystal Mike Input.



TWO-TONE BROWN RECORD PLAYER CABINET (With Motor Board for Autochanger) and Gramophone Amplifier to fit Cabinet for £5.5.0 (5/- carr.). Size 17 x 15 x 8 $\frac{1}{2}$ in. **Brand New.**

State which Board—B.S.R. or COLLARO.

COMPLETE TAPE RE- CORDER for only £19.10.0



B.S.R. deck. Two-tone leatherette case. Acos crystal mike, 850ft. tape, extra spool. On/Off Tone and Vol. 7 x 4in. Speaker. 1 $\frac{1}{2}$ hours playing time. Single speed 3 $\frac{1}{2}$ in./sec. fast forward and reverse, mike and radio inputs, ext. speaker socket; cannot be accidentally erased, 13 $\frac{1}{2}$ x 12 x 8in. Weight 20 lbs. 12 months' guarantee. Carr. 7/6 extra. Terms: £6 down and 6 monthly payments of 50/-.

B.S.R. "MONARDECK" for TAPE SINGLE SPEED. Our price only £8.10.0 including 850 ft. 1st grade tape, carr. paid.

COLLARO STUDIO TAPE TRANSCRIBER. 3 MOTORS. 3 SPEED. Push Button Controls. £12.10.0 (10/- carr.)

AMPLIFIER FOR STEREO WORK



Beautifully finished wood cabinet with "gold" and brown dividing strip and "gold" finished fabric front. Size 13 x 7 $\frac{1}{2}$ in. front to back 4 $\frac{1}{2}$ in. 5in. P.M. speaker. ECL82 valve with metal rectifier. Vol. tone, on-off. 82/6 (3/- p. & p.).

AMAZING OFFER!! BRAND NEW 6-12 VOLT D.C. REVERSIBLE MINIATURE MOTORS AT A FRACTION OF MAKER'S PRICE.

Weight 2.1 ozs. Motor dimensions 1 $\frac{1}{2}$ in. long, 1 $\frac{1}{2}$ in. dia. Spindle 0.4in. long, 0.077in. dia. Consumption 0.72 watts off load. 7.68 watts on load. Speed 7,000 r.p.m. Switch. Centre off reverse by switching either side. General specification. These motors have a tremendous power-weight ratio, are extremely efficient. Can be used on 6 volts without great loss in power. Precision built in polythene housing. Self lubricating. With sintered bronze bearings. Easily mounted. Supplied Brand New and Guaranteed. 15/6, p.p. 1/6. Special price for quantities over 50.

FOR ADDRESSES SEE THE OTHER ADVERTISEMENT FOR GLADSTONE RADIO ON PAGE 881.

A Simple R-C Bridge

THIS INSTRUMENT MEASURES COMPONENTS FROM 10Ω TO 10M, AND FROM 10pF TO 10μF.

By A. Guy

THIS unit is simple both in construction and operation, self-contained battery operated, uses only two resistance and two capacitance ranges giving wide coverage, reasonably accurate in use, and can readily be made portable if desired. No special components are required and, with the exception of the bridge standards, the instrument is constructed from parts found in most spares boxes, a choice of valve or transistor oscillator being described.

The Valve Oscillator

The oscillator shown in Fig. 1 follows conventional circuitry and utilizes a 3S4 valve only because this was to hand; a 1S4 or 1T4 would use less current and result in longer battery life. Providing that the oscillator is switched off when not in use (a warning light being included for this purpose), the battery will give nearly a year of satisfactory service with normal usage. A 67½/1½V battery is required to operate the unit.

The Transistor Oscillator

If a portable bridge is desired, a transistor oscillator provides the answer, and Fig. 2 shows that very

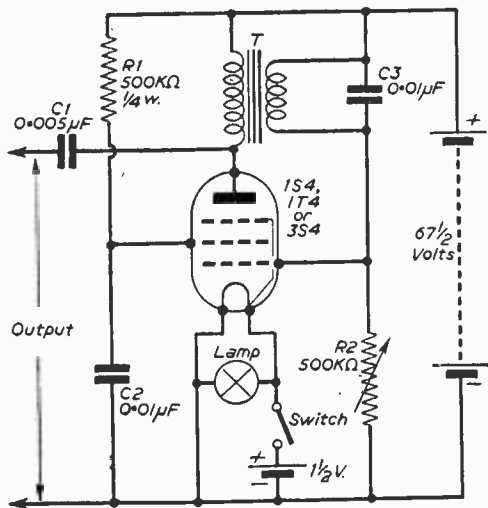


Fig. 1.—This shows a valve oscillator circuit. The valveholder used is a B7G type and "T" is a 3:1 interstage transformer.

few components are required. The transistor can be either one of the surplus "red spot" variety, or a OC71 or similar. The transformer is not critical and almost any interstage transformer will suffice, that used by the writer being a 3 : 1 type salvaged from an old battery amplifier. If midget construction is required a suitable transistor transformer should be obtained.

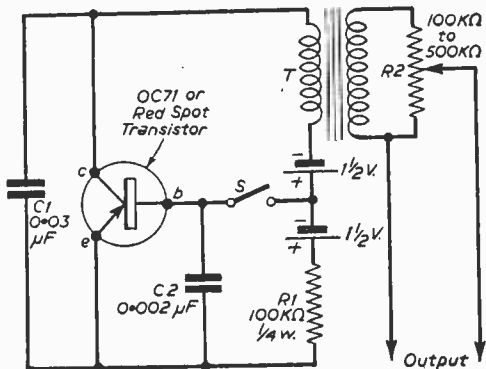
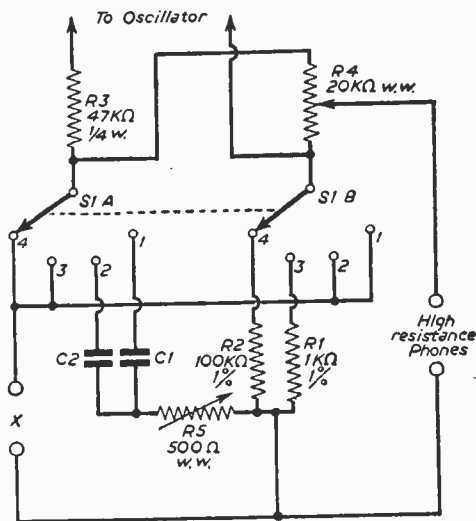


Fig. 2 (Above).—A transistor oscillator for portable use "T" is a 3:1 interstage transformer.

Fig. 3 (Below).—The two test terminals are marked "X" in this circuit diagram of the bridge. (C1 is 0.1μF and C20.001μF.)



The Bridge

Fig. 3 shows the extreme simplicity of the network, the only critical components being R1, R2, C1, and C2. The resistors are 1 per cent tolerance and the capacitors good quality paper types, all checked for accuracy against a bridge by an obliging dealer. The bridge balance potentiometer should not exceed about 50k, and in the prototype a 20k was used. It must however be of the linear wire-wound pattern as large as possible. The power factor potentiometer

is also a linear wire-wound type of 500Ω . A $47k$ resistor feeds the bridge and is inserted to limit the load on the oscillator and prevent variations in frequency and amplitude.

The "null point" is detected on the original by a single earpiece which, when not in use, is hung on the side of the case by a small hook. This has one disadvantage in that it must be held when using the bridge, but normal headphones may be used if desired, this being entirely a matter of preference by the constructor. High resistance phones must however be used, and if not available, a suitable matching transformer will be necessary to feed low resistance types; a small loud speaker transformer will serve the purpose adequately.

The switch numbering shown in Fig. 3 indicates the bridge ranges as follows:

Range 1— 10Ω to $100k$.

Range 2—1, to $10M$.

Range 3— $10pF$ to $0.1\mu F$.

Range 4— $1000pF$ to $10\mu F$.

If desired, and to avoid marking-out two separate scales, a chart to convert pF to μF can be affixed to the side of the case. A number of additional ranges could easily be added if required, but this was considered unnecessary, the ranges obtained having proved satisfactory for general checking purposes.

Switching is very simple and the changeover from resistance to capacitance ranges is effected in one movement.

Construction

The instrument can be constructed in any convenient form and the original was housed in a discarded multi-range meter case measuring $8\text{in.} \times 4\frac{1}{2}\text{in.} \times 2\text{in.}$ All components were mounted on the back of the panel and the battery fixed inside of the case. A circular piece of white card was used for the scale which, when calibrated was covered with thin perspex. The pointer was made from a small piece of thicker perspex having a narrow line scribed down its centre by a razor blade, and "blackened in" with pencil. This was screwed to the back of a large tuning knob. Panel lettering was done with a small artist's brush, but the finish of the instrument is left to the constructor.

Calibration

Calibration is simply a matter of balancing the bridge against a number of resistors and capacitors of known value, using series and parallel arrangements, a little thought showing that about ten components only are needed. If desired the scale can be marked in preferred values, with red or other coloured bands to indicate the limits for each value. The power factor control is calibrated quite simply as shown in Fig. 4, 0— 250Ω indicating a high power factor, and 250 — 500Ω a low power factor.

Use

To check the value of any resistor or capacitor, connect the component under test to the terminals marked "X", switch to the appropriate range and turn the dial to the null point, when the value can be directly read. If difficulty is experienced in finding the null point, the power factor control should be rotated clockwise, a reading over the half-way mark indicating a low power factor. When testing resistors and capacitors it is important that they be disconnected at one end from their associated wiring,

otherwise incorrect readings will be obtained. When a component measures out in the overlapping areas of any scale, it is worth taking a reading on both ranges, as the centre portions of each range are more accurate than the extremities.

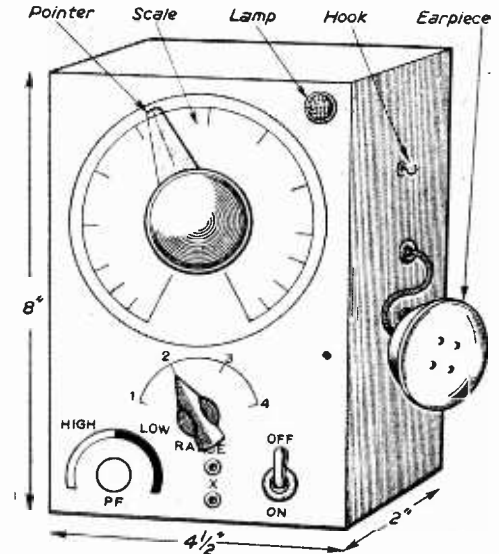


Fig. 4.—The completed bridge.

No originality is claimed for the design which follows standard circuitry, and providing leads are kept as short as possible, the layout is not in the least critical, any convenient cabinet being suitable. The original instrument using the valve oscillator has been in use for a period of approximately four years and has been invaluable in the workshop.

British Standard for Fixed Wire-wound Resistors (B.S.2111: Part 1, 1960.)

The latest in a series dealing with components intended primarily for use in telecommunication and allied electronic equipment, this British Standard is divided into two parts, the first (now available) specifying requirements and tests, and the second (to be published later) comprising a list of standard sizes and ratings, for fixed wirewound resistors.

The specification applies to insulated and non-insulated fixed resistors consisting of a winding of resistance wire on a heat-resisting former, and having a dissipation of 70degC not exceeding $200W$ and a rated resistance value not greater than $200k$. Precision wire-wound resistors are excluded from the standard.

Part 1 of the standard requires reference to B.S.2011, "Basic climatic and durability tests for components for radio and allied electronic equipment." The object of the tests is to establish, as far as is possible, in laboratory conditions, the components' suitability for use over stated ranges of temperature and humidity, their ability to withstand specified conditions of mechanical shock, expected in transit or under operational conditions, and their ability to withstand normal assembly processes, such as soldering.



BARGAIN OFFERS for the Constructor !

TAPE RECORDER

Manufacturers' brand new, current production offer. Latest 5-valve circuit based on Mullard's famous design. Magic eye level indicator. Volume and tone controls. T.O.C. printed circuit already wired. Only power pack and controls to assemble and wire. Valves EF86, ECC88, EL84, EM34 and EZ80. A sensitive quality recorder at special Unit Prices.

Wired printed circuit, power pack components, controls and knobs, etc. . . . £5.10.0 p. & p. 2/6
 Set of 5 valves, as above. . . . £2. 5.0 p. & p. 1/-
 B.S.R. Monarch Tape Unit £3.19.6 p. & p. 4/6
 Bargain reduction for complete kit £16.10.0 carr. 5/-



Attractive two-tone Cabinet and 9 x 5in. speaker at special discount price . . . £3.5.0 p. & p. 4/6
 Illustrated Handbook with full details, 2/6 post free. Colouro Studio Tape Deck can be supplied with modified circuit as alternative for approx £5.10 extra

RECORD PLAYER BARGAINS

All brand new latest 4-speed Models.

SINGLE PLAYERS—B.S.R. (TU9) 90/-; Colliaro Junior, 90/-; Garrard TA. Mk.2 with GCS Head, £7.19.6; Garrard 4HP Transcription Unit, £18. carr. 3/6.

AUTO CHANGERS—B.S.R. (UA8), £6.19.6; UA8 Stereo, £7.19.6; UA14, £7.19.6; Colliaro Conquest, £7.19.6.

GARRARD R3210 4-speed Autochanger Model with latest features and GCS Plug-in Head only 10 gns., carr. 4/6.

Latest Garrard Transcription Autochanger Model "A" £18.19.6 with balanced P.U. Arm. Carr. 3/-.

E.M.I.—4-speed Single Player with Auto Stop-Start Dual Turnover Cartridge for Stereo and Monaural L.P. and 75—Bargain Buy at £6.19.6.

AUTO CHANGER RECORD PLAYER KIT

A.C. Supply 200-250 v.

Attractive 2-tone cabinet — famous B.S.R. Monarch 4-speed, full tuxer, 10-record gram unit. Full-8 dual pick-up with dual stylus for std. L.P. recordings. 2-valve amplifier with quality neg. feedback circuit, volume and tone controls. Fully isolated from mains by double-wound transformer. NOT the five chassis type as often offered in cheap commercial models. A recommended buy while stocks last!

Ready-wired 2-valve Amplifier, complete with 6in. high flux speaker . . . £3.9.6 p. & p. 2/6
 Two-tone cabinet 18 x 13 x 5in. £3. 3.0 p. & p. 3/6
 B.S.R. Monarch UA8 160v. . . . £5.19.6 p. & p. 4/6
 Complete 3 unit kit, special Bargain price £12.19.6 carr. 7/6
 Simple assembly a screwdriver only required.



TRANSISTOR PORTABLE

Famous manufacturer's 6 x 1 design based on Mullard and G.E.C. developments. Printed circuit, 6BVA 1st grade transistors, XA102, XA101 (2), OA70, XE103, XC101 (2) or equivalent. Quality components only supplied to ensure best results at attractive price.

Set of 6 BVA Transistor and Diode 70/- p. & p. 6d.
 Printed Circuit, 1F's (8), osc. coil, Driver Transistor, Ferrite rod aerial . . . £18.0 p. & p. 1/6
 Resistors, Condensers, Twin Gang and Volume Control . . . £7.6 p. & p. 1/6
 7 x 4in. Quality 35 ohm matching Speaker 25/- p. & p. 1/6

or

Complete Kit at special offer ONLY £8.19.6 post free Handbook and Circuit details . . . 2/- post free.



RE-GUNNED TV TUBES

New Reduced Prices
 New Heater, Cathode and Gun Assembly fitted to all tubes. Reconditioned virtually as new. Now 12 months' guarantee to highest standards—as used by our own Service Dept.

12in. £5. 14in. £5.10.0. 17in. £6. etc.
 Mullard and Mazda types ex-stock Carr. and Ins. 10/-
 10/- Part Exchange allowance on your old tube.

JASON FM TUNER KITS

STANDARD MODEL (FMT1) as previously extensively advertised. Complete Kit 5 gns. Set of 4 spec. valves now only 20/-.

MODEL (FMT2). Attractively presented shell mounting unit in encased Metal Cabinet with Built-in Power Supply. Complete Kit £7. Set of 5 spec. valves, 37/6. P. & P. 2/6.

LATEST MODEL—JTV2. Switched Band 1-2-3 AM/FM Unit with AFC. Kit £12.19.6. P. & P. 2/6.
NEW JASON COMPREHENSIVE FM HANDBOOK 2/6. 48 hr. Alignment Service. 7/6; P. & P. 2/6.

REDUCED VALVES ALL GUARANTEED

PRICE	TYPE	VALVE	PRICE	TYPE	VALVE
1/4	6/-	ECH42	10/6	EZ80	7/6
1R5.	185	7/6	ECL40	10/6	EZ81
384.	3V4	7/6	ECL32	10/6	MT1
3Z.	9/6	EF90	8/-	PCX4	9/6
DAP96	9/-	EF86	12/6	PCF80	9/6
DF96	9/-	EF91	5/-	PCL83	12/6
DK96	9/-	EL41	9/6	PLS1	12/6
DL96	9/-	EL84	8/6	PLS2	9/6
EABC80	8/6	EY51	8/6	PLS3	10/6
ECF80	9/6	EY86	10/-	U25	12/6


TRANSISTORS - BVA 1ST GRADE

REDUCED PRICES		Mullard	GEO
Mazda	14/6	OC70	9/6
XA101	15/6	OC71	9/6
XA102	15/-	OC72	15/-
XA103	18/-	OC44	28/6
XA104	10/-	OC45	21/-
XC101	10/6		

Germanium Diodes, OA70 2/6, GEX34 4/-, OA81 3/6.

SPECIAL OFFER!

Superior type Art Leather covered Portable Case—well-known Manufacturers' Surplus—in attractive Tan and Fawn with non-staining gilt fitted with latest Colliaro Junior 4-speed Record Player Unit with Turnover Xtal Cartridge and dual sapphire stylus for 78 and LP records. Ready mounted and wired complete with Mains Lead and detachable screened PU lead. A.C. Mains 200/250v. Size 15 x 11 1/2 x 4 1/2in. An ideal unit for Tape or Amplifier use.



BARGAIN BUY—only £5.12.6 p. & p. 4/6d.

7 VALVE AM/FM RADIOGRAM CHASSIS

Valve Line-up: ECC85 ECH81 F89 EABC80
 EL84 EMB1 EZ80.


Three Waveband and Switched Gram position. Med 200-500 in. Long L.000-2.000 in. VHF/PM 84-95 Mc/s. Philips Continental Tuning insert with permeability tuning on FM and combined AM/FM IF transformers, 480 Kc/s and 10.7 Mc/s. Dual core tuning coil. Latest circuitry including AVC and Neg. Feedback. Three watt output. Sensitivity and reproduction are of a very high standard. Chassis size 13 1/2 x 6 1/2in. Height 7 1/2in. Edge illuminated glass dial 11 1/2 x 3 1/2in. Vertical pointer. Horizontal station names. Gold on brown background. A.C. 200/250 v. operation.

Aligned and tested ready for use £13.10.0. Carr. & Ins. 5/-.

Complete with 4 Knobs—walnut or ivory to choice. Inlaid FM Aerial 3/6 extra.

Three ohm P.M. speaker only required. Recommended quality speakers

As previously announced fresh supplies are now being received. But we regret some slight delay may be experienced in fulfilling orders for this popular item.



RECORDING TAPE BARGAINS

EMI 1st grade.	Brand new sealed box—Standard	Long Play
3in., 175ft. 7/-	250ft. 25/-	35/-
5in., 600ft. 19/-	500ft. 25/-	29/6
5 1/2in., 850ft. 25/-	1,200ft. 31/8	31/8
7in., 1,200ft. 31/8	1,800ft. 45/-	45/-

SPECIAL REELS: Emi-tape, new, boxed: 3in. 3/-, 5in. 3/8, 5 1/2in. 4/-, 7in. 4/6.

SPECIAL PURCHASE. Famous manufacturers 1st grade tape in sealed white boxes.

Standard	Long Play
5in., 600ft. 15/-	850ft. 19/6
5 1/2in., 850ft. 16/6	1,200ft. 22/6
7in., 1,200ft. 21/-	1,800ft. 32/6

Plastic Tape Reels, special offer. Manufacturers surplus. 3in. 2/8. 5in. 3/-, 5 1/2in. 3/6.

ONLY A FEW ITEMS ARE LISTED FROM OUR COMPREHENSIVE STOCK
 WRITE NOW FOR FULL BARGAIN LISTS, 3d.



RADIO COMPONENT SPECIALISTS
 70 Brigstock Road, Thornton Heath, Surrey

Terms: C.W.O. or C.O.D. post and packing up to 1/6. 7d.; 1 lb. 1/1; 3 lb. 1/6; 5 lb. 2/-; 10 lb. 2/9.

Phone: THO 2188. Hours 9 a.m.—6 p.m. 1 p.m. Wed. Open all day Saturday. By Thornton Heath Station.

LASKY'S RADIO



TAPE DECK SCOOP!

Brand new and unused in maker's cartons. Limited number only. The well-known MOTEK K10 Deck with push-button controls, 3 motors, 3-speed (11, 3 $\frac{1}{2}$, 7 $\frac{1}{2}$ l.p.s.), rev. counter. Free response better than 40-12,000 c/s at 7 $\frac{1}{2}$ l.p.s. 2-tone grey finish. Listed at £22. **LASKY'S PRICE £9.19.6** Carr. & Ins., 7/6.

SUITABLE CASE AVAILABLE, 39/6.

Send for Lasky's 104-page **COMPONENTS CATALOGUE**. Price 2/- post 6d. Our latest 12-page **Barrain Bulletin** included free.

REMARKABLE OFFER! STEREO AMPLIFIER KIT FOR ONLY 56/-

Twin 4 watt (or 8 watt monaural), employing two ECL82 and EZ80 rect. valves, double-wound mains transformer, etc. Separate panel with bass, treble and volume controls. Indicator lamp, push-button on/off switch, elegant gold/cream knobs. Kit comprises two Amplifier Units and Power Unit, all 5 x 2in. in size, fully assembled ready to be wired together. Kit is priced without Loudspeaker so that you can choose the type and size required.

LASKY'S PRICE for the Kit 56/- Post 5/- with 3 new Mullard valves.

Full data, circuit diagram, assembly instructions and suggested layout supplied.

SPECIAL OFFER OF SPEAKERS WITH THIS KIT

Two 5in. for 20/- Two 6 x 4in. 25/-

Suitable Cabinets available at bargain prices! Call and select or write for details.

3-SPEED TRANSISTOR PORTABLE RECORD PLAYER CAN BE BUILT FOR £9.19.6

Carr. free

6 v. operation. For all L.P. and standard records. All components available separately.

AMPLIFIER. 300 milliwatts push-pull output, using two OC71 and two OC72 transistors. Fully assembled. 79/6. Knobs, 3/6 extra.

LOUDSPEAKER. 30 ohms, 7 x 4in. elliptical, matched to Amplifier. 25/-.

3-SPEED TURNTABLE. 6 v., with rubber mat and speed adjustment, complete with t.o. crystal cartridge and two sapphire styl. 79/6.

CARRYING CASE, handsome two-tone finish, 17in. deep, 14in. wide, 6in. high. Well made and finished. 49/6. Batteries extra.

'VANCOUVER' 3-TRANSISTOR POCKET RADIO

CAN BE BUILT FOR 39/6

Post 1/6



Uses 3 transistors plus germanium diode on printed circuit, size 3 $\frac{1}{2}$ x 4 x 4in., and incorporates ferrite rod aerial, tunable over medium and long waves. Extremely simple to build. Circuit diagram and full instructions, 1/6 (free with parcel).


207 EDGWARE ROAD, W.2 Near Praed Street. FAD. 3271/2 **42 TOTTENHAM COURT ROAD, W.1.** MUS 2605
Both addresses open all day Saturday. All Mail Orders to Lasky's, Radio, Dept. PW, 207 Edgware Road, London W.2

NEW!

DO-IT-YOURSELF TRAINING TECHNIQUE in RADIO & ELECTRONICS

You LEARN while you BUILD...

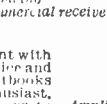
SIMPLE... PRACTICAL... FASCINATING... 1st stage to career




Basic



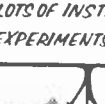
Structuring commercial receivers




Amplifier, oscillator and detector circuits



Test equipment supplied



LOTS OF INSTRUCTIVE EXPERIMENTS AT HOME!



No Mathematics!



Power supply circuits

ANNOUNCING—after many years of highly successful operation in the U.S.A. and in Europe—the latest system in home training in electronics is now introduced by an entirely new British training organisation. **AT LAST**—a comprehensive and simple way of learning—by practical means—the basic principles of radio and electronics, with a minimum of theory. **YOU LEARN BY BUILDING** actual equipment with the components and parts which we send you. You advance by simple steps using high quality equipment and performing a whole series of interesting and instructive experiments. **No mathematics!** **INSTRUCTION MANUALS** and our teaching staff employ the latest techniques for showing clearly how radio works in a practical and interesting manner. You really have fun whilst learning. And you end by possessing a first rate piece of home equipment with the full knowledge of how it operates and very important how to service and maintain it afterwards. A full library of magnificent illustrated textbooks are included with the Courses. **IN FACT** for the 'Do-it-Yourself' enthusiast, the hobbyist, or those waiting help with their radio career training, or to set up their own full or part-time servicing business, then this new and exciting instructional system is exactly what is needed and it can all be provided at very moderate cost. Easy payments available. Post the coupon now, for full details. There is no obligation.

BUILD YOUR OWN • RADIO EQUIPMENT • TEST GEAR • HI-FI INSTALLATION—AND LEARN AS YOU DO IT

RADIOSTRUCTOR

FREE—POST TODAY

To: **RADIOSTRUCTOR (Dept. G107), Reading, Berks.**

Name

Address

.....

} **BLACK CAPS PLEASE**

(821) We do not employ representatives 2-61

BRITAIN'S LEADING RADIO TRAINING ORGANISATION

Expanding Meter Ranges

USING
ZENER DIODES WITH VOLTMETERS

By J. B. Dance

It is often necessary to measure a voltage fairly accurately over a limited range of values. Suppose, for example, that it is required to measure a voltage which varies between 100 and 120. The normal method would be to use a voltmeter with a full scale deflection of 120V or more but the part of the meter scale from 0 to 100V would then be wasted. In order to obtain the greatest possible accuracy, a meter which reads from 100 to 120V is required such that this range of voltage occupies the whole of the meter scale.

Alternative Methods

It would be possible to use a 100V battery in opposition to the voltage being measured so that the remaining voltage could be measured on a 0 to 20V meter. Such a method employing a large battery is not convenient and variations in battery voltage would render it very inaccurate. Special meters have been designed for limited ranges, but these would normally have to be specially ordered and would consequently be very expensive.

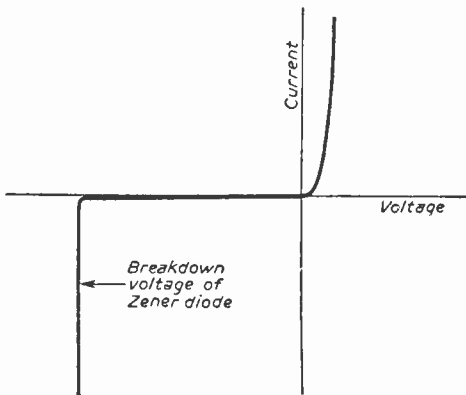


Fig. 1.—The current-voltage curve of a zener diode.

The zener diode provides an excellent means of removing the unwanted 100V so that a 0 to 20 voltmeter can be used to give a zero reading at 100V and a full scale deflection at 120V. The voltage-current curve of the zener diode is shown in Fig. 1, but when such a diode is employed for expanding meter ranges its properties that produce the reverse of the curve are used.

As the reverse voltage across a zener diode increases, the current remains at zero until quite suddenly, at the breakdown voltage, the current rises and the voltage remains constant.

Range of Diodes

The circuit used is as shown in Fig. 2. The meter and the resistor form a normal voltmeter, but the zener diode has a constant voltage across it irrespective of the current passing through it providing that the voltage is above the breakdown value. Zener diodes with a wide range of breakdown voltages are available and can therefore be used in circuits for the measurement of a few to many hundreds of volts. Several zener diodes can be connected in series, if desired, so as to obtain a higher breakdown voltage. On many types of diodes this is not usually quoted to an accuracy greater than about ± 5 per cent, therefore it is necessary to calibrate the circuit shown in Fig. 2 against a standard voltmeter. Nevertheless it is not necessary to do this if only the changes in voltage, and not the actual voltage must be known accurately.

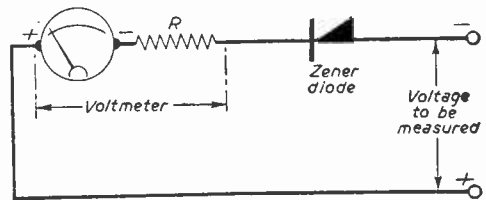


Fig. 2.—The simple circuit employing a zener diode.

Zener diodes have a maximum current rating which if exceeded causes a large amount of power to be dissipated in the diode which may subsequently be destroyed. This fact must be taken into account when the circuit values are being chosen. The meter used normally has a full scale deflection of between about 100 μ A and a few milliamps, but the optimum value depends on the voltage to be measured and the type of zener diode used. If several diodes are used in series, the maximum power dissipation becomes greater, but the largest permissible current is the same as that for a single diode.

The small size and long life of a zener diode make it a very convenient device for fitting inside the case of a meter.

FRIDAY, JANUARY 13th, 1961

A FILM SHOW

(in collaboration with Mullard Ltd.)

CAXTON HALL, WESTMINSTER

at 7-30 p.m.

A few tickets still remain and may be obtained from our offices. Mark your envelope "Caxton Hall" in the top left-hand corner and enclose a stamped addressed envelope (at least 3½ in. x 6 in.) for the tickets.

The films to be shown are "Conquest of the Atom", "The Invisible Force" and "Particles Count".

Club News

CHESTER AND DISTRICT RADIO SOCIETY

Hon. Sec.: A. Bagley, G3JJS, Oak Lea, Long Lane, Saughall, near Chester.

Future Events:

January 10th—Annual General Meeting.
 January 17th—GW3HEU will give an account of his tour of Germany illustrated by transparencies.
 January 24th—"My Tx" by G3OPT and G3MGK.
 January 31st—"The Oscilloscope" by GW3HEU.
 February 14th—Mr. C. Riche will give a talk on electric motors.
 February 21st—Discussion on National Field Day.
 February 28th—G3FWV will explain and exhibit a K.W. Vanguard.

All meetings will be held at the Y.M.C.A., The Old Bishop's Palace, Chester, at 8 p.m.

CHILTERN AMATEUR RADIO CLUB

Hon. Sec.: C. Simpson, 2 Mead Street, High Wycombe, Bucks.

The November meeting was a talk given by G2INZ and the December meeting, which was held on the 29th, was entitled "This or That". All interested in any aspect of radio are invited to join.

CLIFTON AMATEUR RADIO SOCIETY

Hon. Sec.: C. H. Bullivant, G3DIC, 25 St. Fillas Road, London, S.E.6.

Meetings are held on Fridays and Wednesdays at 8 p.m. and on Sundays at 11.30 a.m. Morse Practice is held on Wednesdays.
 On November 11th G30AW introduced a quiz on various radio subjects. On December 2nd the club chairman, G3FVG, conducted a Junk Sale and on December 16th the annual constructional contest was held.

HALIFAX AND DISTRICT AMATEUR RADIO SOCIETY

Hon. Sec.: A. Robinson, G3MDW, Candy Cabin, Ogdin, Halifax.

Future Events:

January 17th—Pea and Pie Supper at the Sportsman Inn, Ogdin, at 7.30 p.m.
 February 7th—Lecture on Transistors by Mr. E. C. Bell, lecturer at the Bradford Technical College.
 February 21st—Ragchew Night.
 March 7th—National Field Day arrangements.
 Meetings are held on the first and third Tuesday of each month at the Sportsman Inn, Ogdin.

LIVERPOOL AND DISTRICT AMATEUR RADIO SOCIETY

Hon. Sec.: H. James, G3MCN, 448 East Prescott Road, Knotty Ash, Liverpool 14.

The December meetings included a Film Show on the 6th, a talk by G3FBH on "Quartz Crystals" on the 13th, and a B.Y.O.B. (Bring Your Own Beer) night on the 20th.

MEDWAY AMATEUR RADIO SOCIETY

Hon. Sec.: S. W. Nutton, 42 Richmond Road, Gillingham, Kent.

The new headquarters is at Riverside Buildings, Gun Wharf, Chatham, Kent, and meetings are held on alternate Mondays at 7.30 p.m. The club will soon be back on the air with their old call G2FJA. Equipment installations are nearly ready at the club's new headquarters and a grand opening night in the near future is arousing great interest. The new headquarters provide plenty of room for aerial construction.

NORTHAMPTON SHORT WAVE RADIO CLUB

Hon. Sec.: S. F. Berridge, G3ITW, 20 Ethel Street, Northampton.

Meetings are held at Allen's Pram Works, 8 Duke Street, Northampton. On December 1st twenty members and guests visited the BBC transmitting station at Daventry and following a most interesting tour of inspection under the guidance of Mr. D. Pasfield, G5NH, the party was entertained by the BBC (Daventry) Amateur Radio Club, G5XX. Visits to other places of interest are being planned. Working demonstrations of equipment have included V.H.F./U.H.F. receivers, a receiver and its associated panoramic adaptor, teleprinter equipment and frequency meter. These demonstrations have been given by Mike Perry, G2ANS. The Club is operational under its call-sign G3GWB on two metres and "Top Band", and work is on hand to fill in the gaps between those two extremes. All senior officers are now licensed amateurs, the former "odd man out", treasurer Stan Haddon, having just received his licence, G3OOJ.

PLYMOUTH RADIO CLUB

Hon. Sec.: R. Hooper, 2 Chestnut Road, Peverell, Plymouth.

Meetings are held at 7.30 p.m. on Tuesdays at Virginia House Settlement, St. Andrew's Cross. The club may be heard on 80m and 160m under the call-sign G3JYB/A.

REPORTS OF CURRENT ACTIVITIES

READING AMATEUR RADIO CLUB

Hon. Sec.: P. Nash, G3EJA, "Peacehaven", 9 Holybrook Road, Reading.

Recent meetings have been fairly well attended despite other attractions, and have included "Mobile Operations on Two Metres" by G2AHL and a taped lecture "Two Metres" by G2JU. The December meeting was held at Palmers Hall, West Street, Reading, on December 31st, at 7.30 p.m. and was devoted to the Short Wave Listeners and their queries.

All subscriptions are now due, and the treasurer will be glad to receive them.

Future Event:

January 28th—Election of officers for the coming year followed by a talk on "Low Power Equipment for 2m" by G3ASH and G2BRO.

ROYAL NAVAL AMATEUR RADIO SOCIETY

Hon. Sec.: H. Matthews, G3JFF, H.M.S. Mercury, Leydene, Petersfield, Hants.

After just over three months since the Inaugural Meeting of the Society the membership totals 66 corporate members, 6 associate members and 3 junior members.

Membership of the society is open to all serving, or past members of the Royal Navy, Royal Marines, Women's Royal Naval Service, Reserves or Commonwealth Navies. Associate membership is open to civilians who are, or have been, connected with the above services in any way.

The Headquarters Amateur Radio Stations, G3BZU, is regularly on the air on 40m and the DX bands, and will welcome calls from "Naval Types". The Society has applied for affiliation to the Radio Society of Great Britain.

WEST KENT AMATEUR RADIO SOCIETY

Hon. Sec.: M. R. Richards.

Meetings are held at the Kent Education Committee's Adult Centre, Culverden House in Culverden Park Road, Tunbridge Wells. Meetings commence at 7.45 p.m.

Recent events have included "Getting Going on 2m", Part III; "Transmitters", by G2UJ; "Single Side Band", a talk and demonstration by B. Williams. An audio night was held on December 9th and the Christmas party on December 21st.

A Morse tape is run from 7.15 to 7.45 p.m. before each meeting for the benefit of members learning the code.

COURSES OF INSTRUCTION

RISLEY EVENING INSTITUTE

Rowland Hill School, Lordship Lane, Tottenham, N.17. Head of Institute: R. Finch, A.F.T. com. Tottenham 2419.

A course entitled "Amateur Radio" is being held at the above institute on Monday evenings from 7.30 p.m. to 9.30 p.m. The Spring term commences on January 9th, 1961. The course is mainly intended to serve as an introduction to Amateur Radio and is not a course for the Radio Amateurs' Examination, although if enough interest is shown this later course will be started.

The main emphasis will be on the practical side and it is hoped to have an amateur radio station operating by the end of the spring term. The course is mainly intended for 14-17 age group, but naturally all will be welcomed. Inquiries should be made to J. D. Harris, G3LWM, 2 Lambton Avenue, Waltham Cross, Herts.

STREATHAM AND TOOTING EVENING INSTITUTE

H. N. Caley, 6 Farnan Road, Streatham, S.W.16.

Streatham and Tooting Evening Institute announce that Radio and TV classes for beginners will recommence on January 9th, 1961. There is room for a few more enrolments at each of the classes which take place on Mondays, Wednesdays and Fridays at Dunraven, Penwortham and Hillcroft schools respectively. The terms are the same as for other L.C.C. evening classes.

The Entirely New 5th Edition of the Famous Standard Work

BEGINNER'S GUIDE TO RADIO

By F. J. CAMM

Considerably enlarged and amplified with a new chapter on transistors.

Price 7/6 net, 8/6 by post from

GEORGE NEWNES LTD.

Tower House, Southampton St., London, W.C.2.

CLYNE RADIO LTD



162 HOLLOWAY ROAD, LONDON, W.7
18 TOTTENHAM COURT ROAD, W.1
99 CHEAPSIDE, LONDON E.C.2

NORTH 6295/6/7
MUSEUM 5929/0095
MONarch 6860

THE COMPONENT SPECIALISTS

All post orders and correspondence to 162 Holloway Road, LONDON, N7.

TAPE RECORDER CONSTRUCTORS FOR THE CONNOISSEUR
LATEST COLLARO STUDIO TAPE TRANSCRIBER, 3 motors, 3 speeds, 11, 31, 71 l.p.s. takes 7in. spools. Push-button facilities for superimpose. Valves: 6E96, ECL82, 12AX7, 6EM8, and contact cooled metal rectifier. Radiogram input, microphone input, monitor facilities. (can be used as straight through amplifier), volume control and separate treble and bass controls. Chassis measurement 11 x 3 x 4 1/2 in. Supplied complete with attractive grey/blue escutcheon plate finished in black and gold. Circuit diagram & connecting instructions included Price £11.5-0 only, plus 3/6 P. & P. If purchased with the above deck, both items post free.

TAPE RECORDER AMPLIFIER, Suitable for use with either of the above Tape Decks, and most other types. For A.C. mains, 4 watts output, 40-12,000 CPS at 7 1/2 l.p.s. ± 3 db. Facilities for superimpose. Valves: 6E96, ECL82, 12AX7, 6EM8, and contact cooled metal rectifier. Radiogram input, microphone input, monitor facilities. (can be used as straight through amplifier), volume control and separate treble and bass controls. Chassis measurement 11 x 3 x 4 1/2 in. Supplied complete with attractive grey/blue escutcheon plate finished in black and gold. Circuit diagram & connecting instructions included Price £11.5-0 only, plus 3/6 P. & P. If purchased with the above deck, both items post free.

ATTRACTIVE TWO-TONE PORTABLE CARRYING CASE, Suitable for above amplifier and Collaro. Studio deck. Limited quantity only at 72/6 plus 3/6 P. & P. MIC 45-1 Acos latest flat pistol-grip crystal microphone. Attractive black and gold finish. OUR PRICE 20/6 plus 1/- P. & P. ACOS MIC 39-1. Crystal stick microphone. List price 5 gns. Our price 39/6 plus 1/6 P. & P. MIC 40. General purpose crystal microphone with desk stand. Our price 25/- only plus 1/6 P. & P.

M.C. 24. Imported, crystal, attractive streamlined polished metal case, incorporates muting switch. List price 64/-. OUR PRICE 42/- only, 1/- P. & P.
ANOTHER HAND MIKE BARGAIN! Lightweight crystal with built-in desk stand at only 19/6, P. & P. 1/-.

LIMITED IMPORT QUOTA ONLY! OUTSTANDING BUY!



MODEL U.L. MULTI-RANGE TESTMETER

Ideal for amateurs and service engineers. Incorporates 3in. rectangular meter. Ranges: A.C. & D.C. voltage, 0-10-50-250-500-1000 v. D.C. current 0-100-500 mA, 0-1 mA (used at 0-10v. range). Resistance 1-2000 ohms (centre 24 ohms), 190-200,000 ohms (centre 2.4 k.). Sensitivity 1000 ohms per volt A.C. & D.C. Size 5 x 3 x 2 1/2 in. Wt. 22 ozs. only.

Fully guaranteed. Supplied complete and ready to use with test leads, at the very low price of ONLY 79/6, P. & P. 3/6. (Rona fide trade enquiries invited).

"FAMILY FOUR"

Our supersensitive T.R.F. Receiver for home construction. Covers Long and Medium wavebands, is housed in very smart plastic cabinet in Brown or Black. For A.C. mains 200/250 v. Comprehensive assembly instructions provided, including practical and theoretical diagrams, which are easy to follow and will enable you to complete this receiver which will be the envy of your friends. ALL NECESSARY COMPONENTS ARE BEING OFFERED FOR LIMITED PERIOD ONLY at the REMARKABLE PRICE of ONLY 79/6, plus 2/6 P. & P. Instruction book available separately if you wish to study before purchase at 1/6 post free.



NEW! THE "PAGEBOY" 2-TRANSISTOR POCKET PORTABLE

Completely portable—No external Aerial or Earth Req'd.

An amazing list of features: receives with built in aerial and small enough to be held in the palm of the hand. Medium wave reception at wonderful volume. No fiddly tuning condenser t u n e d !



Supplied with drilled chassis and colour coded components. Easily assembled with the aid of the easy-to-follow assembly instructions provided. Total cost of all necessary components, including transistors, wiring wire and even solder, ONLY 32/6, plus 1/6 P. & P. Battery 3/- extra. Ardente type dead earpiece complete with cord and plugs 12/6 extra. Parts price list and Easy Lay-out Plans 1/- post free. We welcome to hear this set demonstrated at any of our branches. Our reputation is your guarantee.

RADIO JACK

Covers local medium wave stations variably tuned. Compact self contained unit requiring only connection to aerial (no power supplies req'd) for list class reception when used in conjunction with your tape recorder or high gain amplifier. All necessary parts available at a special inclusive price of ONLY 19/6, P. & P. 1/6.


LATEST GARRARD MODEL 210. Four-speed manual or automatic, 10in. and 12in. records of same speed can be mixed in any order, wired for stereo, attractive white colour scheme. Price 10/9s., plus 3/6 P. & P.

B.S.R. UAN STEREO/MONAUERAL Few only at 27.19.6, plus 3/6 P. & P. Brandnew. Guaranteed.

LATEST B.S.R. UA14, 4-speed. Attractive appearance. Wired for stereo. Fully guaranteed. 27.19.6, plus 3/6 P. & P.

THE R.C. 34 WATT AMPLIFIER

Compare the advantages. Treble bass AND middle controls. For crystal or magnetic pick-up. A.C. Mains 200/250 v. Valve line-up: 6V6GT, 6X5GT metal EXCIT. Negative feedback. Built on stove enamelled steel chassis, measuring only 8 x 4 x 1 1/2 in. Four engraved cream knobs are included in the price of the complete kit with all the necessary practical and theoretical diagrams at 24.5.0 only, plus 2/6 p. & p. or Instruction Book fully illustrated for 1/- post free. This amplifier can be supplied, tested, and ready for use at 25.5.0 plus p. & p.



TO BUILD YOURSELF

We are the experts in this field and have no less than 45 different items or the home constructor including Portable Radios, Jason Tuners, Test equipment etc. etc. even an electronic organ.

OPEN: Tottenham Court Rd., and Cheapside: 9 a.m. to 6 p.m. Mon. to Fri., Sat. 1 p.m. Holloway Rd.: 9 a.m. to 6 p.m. daily. Thurs. 1 p.m. Sat. 5.30 p.m. Our Advantageous H.P. and Credit Sale Terms are available on any single item over £5. Your enquiries invited. Please print your name and address.

"PRACTICAL WIRELESS" POCKET SUPERHET All required Components for the Complete Osamor Version described in Practical Wireless, now available at special inclusive price of £9.19.6, complete including Printed Circuit and Osamor booklet. All items available separately, send stamp for list.

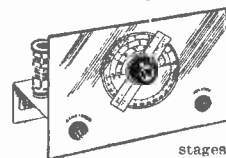
Have you tried the famous American Ferrodynamics "BRAND FIVE" Recording Tape. An enthusiast's must!



High Quality Acetate Base: 5" 800ft., 18/-; 5" 900ft., 18/6; 5" 1,200ft., 23/8; 7" 1,200ft., 25/-; 7" 1,800ft., 35/-; Extra Quality Mylar Dupont: 3" 300ft., 13/-; 5" 1,200ft., 37/6; 7" 1,800ft., 44/-; 7" 2,400ft., 60/- Each on plastic spool. All post free. **BRAND NEW—NOT SUB-STANDARD**

I VALVE SHORT-WAVE RADIO

World-wide coverage at most reasonable cost.



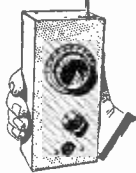
Covers 40-100 metres with the coil supplied. Can be extended to cover 10-100 metres. Provision is also made for the addition of two extra valve stages. Employs the famous Acorn-type 654

valve. All necessary components can be supplied complete with full assembly instructions at ONLY 35/- plus 2/- p. & p. Send 2/- for point-to-point wiring diagram and price list.

SUPER PERSONAL PORTABLE

A wonderful little set that you can take anywhere. Ideal for camping, picnics, etc. Detachable aerial rod supplied. Covers Medium waveband 200-500 metres. Can be built in approx. 1 hour. All necessary components available at the following SPECIAL

INCLUSIVE PRICES: 1-valve version ONLY 35/- plus 2/- P. & P. Super 2-valve version ONLY 41/- Plus 2/- P. & P. Send for point-to-point wiring diagram and parts price list 2/- post free. Extra for use with the above DLR5 balanced armature headphones, 7/6 pair.



PRINTED CIRCUIT CAR RADIO

(for Home Construction)

We are proud to be able to offer this New type Car Radio employing up-to-the-minute circuitry special 12 volt valves and transistorised output stage. The highest degree of sensitivity is assured by the incorporation of Permeability Tuning and a tuned R.F. Stage. Covers, Medium and Long Wavebands. NO VIBRATOR PACK IS REQUIRED. This is a really compact receiver that will fit any car. Comprehensive assembly instructions are provided with all necessary components, including valves and transistor at a Special New Low Inclusive Price of Only £11.19.6 plus 3/6 P. & P. Instruction booklet with premised price list, full description of dimensions, etc., available separately at 3/6 post free.



Premier RADIO

23 TOTTENHAM COURT ROAD, LONDON W.1
and at 309 EDGWARE ROAD, LONDON W.2

TEL.: MUSEUM 3451/2
TEL.: PADDINGTON 6963

"THE MID-FI" A NEW DESIGN 4½ WATT AMPLIFIER KIT



MAY BE BUILT FOR 95/- plus 3/- p. & p.
A new circuit for the home constructor requiring a good quality medium powered Amplifier for reproduction of Records of F.M. Broadcasts. For use with Loudspeakers of 3 or 15 ohms impedance. Technical Specifications: separate bass and treble controls. Valve line-up EF86, EL84, EZ80. Voltage adjustment for A.C. mains from 200-250 volt. Negative feedback. Size 7 x 5 x 2in., overall height 5in. Silver hammered finish Chassis. Instruction Book 1/-.




The "Petite" PORTABLE

MAY BE BUILT FOR

£7.7.0 Plus p. & p. 3/-

BATTERIES EXTRA.
H.T. 10/- (Type B126) or equivalent L.T. 1/6 (Type AD35) or equivalent.
★ Size only Bin. x 8in. x 4½in.
★ Instruction book 1/6.



THE PREMIER TR/2

Once again Premier is first with another magnificent offer. Introducing the "TR/2" the latest and cheapest addition to our range of popular Recorders.

Star features:

- ★ Latest BSR Tape Deck, with interlocking device to prevent accidental erasure.
- ★ Single speed 3½ in. per sec.
- ★ Playing time 5½ in. std. tape, 1½ hrs; L.P. tape, 2 hrs 8 mins.
- ★ Volume on/off and tone control.
- ★ Power output 3 watts.
- ★ Input sockets for Microphone, Radio/Gram.
- ★ Extension speaker socket. Size: 13½ x 9½ x 6in., weight 17 lb.

PRICE including Microphone, tape and spare spool

19 Gns. Plus 15/- P. & P.

SPECIAL BARGAIN OFFER THE PERFECT STEREO SYSTEM:

Two DL7-35 power amplifiers; Original cost £91.0.0
One SP21 Stereo Control Unit-
Brief Specifications: **Our Price 47 Gns.**
SP21 Power requirements 6.3V at 1.3A A.C., 250V at 5mA D.C. Dimensions 14½ x 9 x 4in. ORIGINAL PRICE £28.10.0
DL735 Power output each amplifier, 54 watts peak. Valve line-up: GZ34, 2-EL34, ECC83, EF86. L.S. impedance 4, 8 or 16 ohms, switch selected. ORIGINAL PRICE 30 GNS.

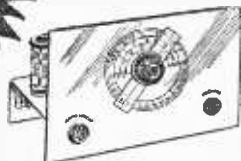
CONSTRUCTORS CORNER

ENSURE SUCCESS WITH R.C.S.

Explore the world on short-wave radio (10-100m)

FOR ONLY **35/-**

Construction price includes valve and one coil covering 40-100 m.
● Can be converted to 2v. or 3v.
● Receives speech and music clearly from all over the world. Send 2/- for diagram and price list.

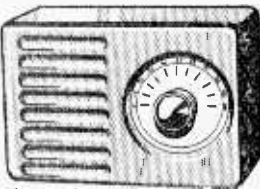


AN IDEAL PRESENT!

EASY TO BUILD TWO STAGE TRANSISTOR SET
The set that looks like a Radio Set

- Attractive Case
- Mini .0005 Tuner
- High Q Litz Coil
- Works for months off No. 8 Battery
- Simple to construct in 15 min.

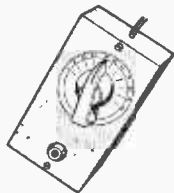
You can't go wrong. We guarantee good results. Total Building Costs. P.P 1/6 **25/-**



Components Price List. Layout Plans 1/6 free with order.

YOU CAN NOW BUILD THE R.C.S. TAPE TUNER

Will operate on all types of Recorder. Size 3½ x 1½ x 1in. High impedance output, variable med. wave tuning. Triple wound Super-Hi-Q coil. Easily constructed from full instruction data and Layout Diagrams. Chassis and components colour coded.



All parts to Build. Post 1/6.

30/-

CRYSTAL RECEIVER Covers M/W Band

All components including case for **12/6**

Ideal for the beginner

Post and packing: Under 10/- add 5d.; under 40/- add 1/6; over POST FREE

BUILD THIS AMAZING RADIO POWERFUL PERSONAL PORTABLE

★ Sturdy metal case.

FOR ONLY

35/-

- ★ No holes to drill.
- ★ Detachable rod aerial.
- ★ All batteries self-contained.
- ★ Can be built in 1 hour.
- ★ Covers medium waves.
- ★ Loud clear tone.
- ★ Selective tuning.
- ★ All parts are sold separately.

This delightful set is designed to give you a completely personal portable radio.

Bronze-finished case. Ideal for the beach, the bedroom, the office—in fact anywhere. Send 2/- for wiring diagram and components price list



Trade Enquiries Welcomed

R.C.S. PRODUCTS (RADIO) LTD. 11 OLIVER RD., LONDON, E.17 Mail Order Only

Trade News

NEW PRODUCTS AND DEVELOPMENTS

GENERAL COVERAGE RECEIVER


THE GC-1U is a portable or fixed station receiver for both the ham and the short-wave listener. It has been designed for good performance and some of its features are a ten transistor circuit, printed circuit board, internal dry battery power supply, telescopic whip antenna, tuning meter and a large slide-rule dial giving a total scale length of approximately 70in.

To overcome the problems of alignment etc., the R.F. "front-end" of the receiver is supplied as a pre-assembled, wired and aligned unit.

Continuous frequency coverage is provided from 550kc/s to 30Mc/s in five bands thus enabling world-wide reception. Electrical bandspread on five additional bands covers the amateur frequencies from 80 to 20m each, the band having a scale length of approximately 8in. The latest printed circuit techniques are employed and the use of a printed circuit board assists greatly in successful kit assembly and ensures circuit stability and consistent performance.

A 7in. x 4in. loudspeaker is mounted on a side panel within the cabinet and is automatically disconnected when the phone plug is inserted in the socket.

The GC-1U is housed within a strong steel cabinet finished in stove-enamelled green and it is powered by a 12V dry battery mounted internally. For static and mobile use a socket is provided for the connection of external power supplies. It is available from *Daystrom (Heathkit) Ltd., Gloucester, England.*



The Heathkit "Mohican" general coverage receiver.

STYLUS PRESSURE GAUGE

A STYLUS pressure gauge is being produced by Garrard Co. Ltd.

The gauge ensures optimum reproduction of all types of gramophone records by providing an accurate means of correcting the pressure of the stylus on the record. It accommodates all current pick-up arms and heads, and a swivelling balance lever ensures sensitivity. The gauge is freely adjustable and easy to operate. *The Garrard Engineering and Manufacturing Co. Ltd., Swindon, Wilts.*

MOVING COIL MICROPHONE

J. W. MAUNDER, U.K. agent for Shure Brothers Incorporated, announces the release of Model 545 "Unidyne III", a small cardioid dynamic microphone.

A slender moving-coil microphone only 1½in. diameter x 6in. long, the "Unidyne III" provides wide-range reproduction of music and speech whilst the uni-directional characteristic largely overcomes problems of feedback and unwanted

noise and ensures highly satisfactory performance under adverse acoustic conditions.

For a given feedback level the microphone can be placed at 75per cent greater distance from the performer than is possible with conventional models.

Of dual-impedance, the "Unidyne III" can be connected direct to a 50-250Ω line or high impedance input. It is supplied complete with 18ft of high quality shielded cable and plug and with an adjustable swivel adaptor which permits instant withdrawal for hand use.

Also available is the Model 544 Series, comprising the "Unidyne III" mounted on a flexible support for fitting to control desks and consoles.

The Model 545 "Unidyne III" Microphone, cost £29 15s. *J. W. Maunder, 22 Orchard Street, London W.1.*

HIGH TORQUE BATTERY MOTOR

DESIGNED primarily for professional tape recorders, this new EMI battery motor (part no. 98170D) is also suitable for television camera remote control, and for medical and other scientific uses. This high-grade precision motor is built for long life and exceptional speed regulation over a wide range of load and voltage. A multi-pole armature gives low electrical interference, long brush life and high efficiency and a ball race bearing is incorporated for handling heavy duty side loads. *The Gramophone Co. Ltd. (Components Division), Hayes, Middlesex.*

MONAURAL RECORD PLAYER

THIS new monaural record player is made by Magnavox and is selling at 19½ gns. (including purchase tax). The M.602 "Manhattan" record player incorporates features normally found in instruments selling in a higher price range.

Owing to advanced amplification technique, the "Manhattan" gives freedom from distortion at high volume. This is due to the first-class per-

formance of the 7in. x 4in. elliptical wide range unit. The Magnavox standard auto-changer operates at 16 $\frac{1}{2}$, 33 $\frac{1}{2}$, 45 and 78 r.p.m.

There is a crystal turnover cartridge with a 1mil sapphire stylus for L.P. discs and a 3mil sapphire stylus for 78's. The cabinet features clean-cut contemporary styling. *Magnavox, 129 Mount Street, London W.1.*

A.M./VHF TRANSISTOR TABLE RADIO

A NEW 8-transistor A.M./VHF table radio, by Ekco (model BT359), makes everyday family listening independent of the mains supply without involving any undue extra running cost.

It is a full-size table model measuring 11 $\frac{1}{2}$ in. high by 17 $\frac{1}{2}$ in. wide by 6 $\frac{1}{2}$ in. deep and a Class B push-pull output stage delivers up to 1W into a high-flux (10,000 line) 8in. by 5in. elliptical speaker. In addition to the usual ferrite rod aerial for medium waves, a double folding-rod dipole is provided for VHF reception.

This receiver can provide a standard of performance at least comparable with that of a typical better-class mains receiver while the absence of all external connections means that the receiver can be used wherever it is most convenient — without reference to the availability of a mains socket.

An attractive feature of this receiver is the clearly marked tuning scale which also carries the two concentric pairs of control knobs and extends to the full width of the cabinet. Controls include tuning, wavechange, volume on/off and tone. Wave-ranges are 185 to 570m and 85 to 100Mc/s.

In appearance, the receiver is of modern design, the cabinet is veneered in sapele mahogany and trimmed with silver-colour metal styling bars and a woven plastic speaker grille.

The price of the receiver is 27 gns. (£21 9s. 3d. plus tax £6 17s. 9d.) and the recommended battery costs 11/-.

Technically, the receiver makes few concessions to tradition. There are four printed wiring panels, one for the R.F. tuner, one containing the audio frequency circuits, another containing the F.M. intermediate frequency and demodulator circuits and the fourth containing the A.M. frequency-changer, intermediate frequency and demodulator circuits. Between the two latter panels, a slide switch carries three transistors which are switched from one panel to the other by the wavechange switch. All three transistors serve as I.F. amplifiers when switched into the F.M. panel, only two of them serving as amplifiers when switched to the A.M. panel, the third then forming

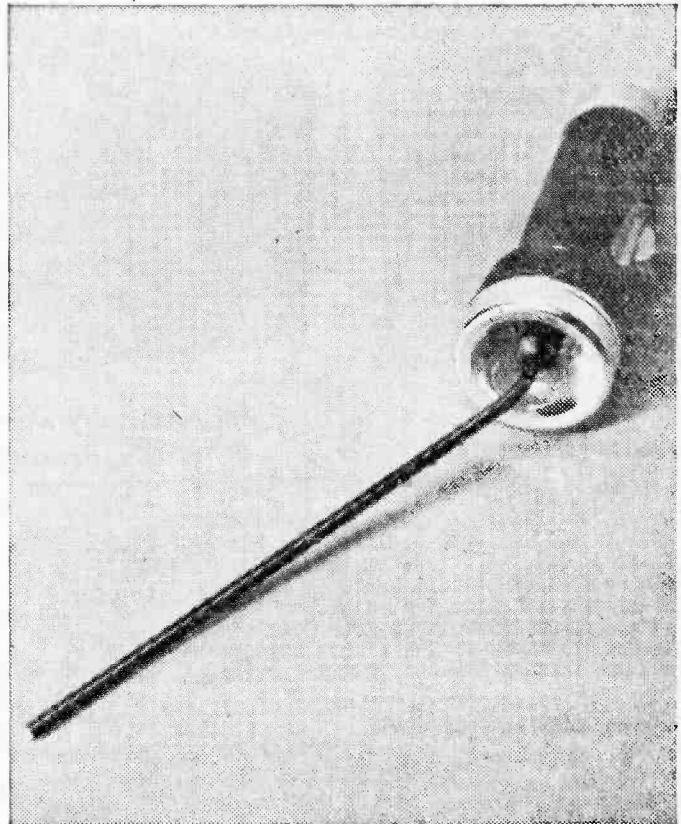
an oscillator/mixer. With ample space inside the cabinet, all the printed panels are easily accessible for servicing if required. *E. K. Cole Ltd., Southend-on-Sea, Essex.*

TORCH ATTACHMENT

THE "Clinton Prodlite" can be fitted to any two-cell electric torch in place of the standard miniature screw bulb.

The diameter of the stalk is only $\frac{1}{16}$ in., or with an insulating sleeve, $\frac{1}{8}$ in., and it contains a specially made ultra-miniature bulb incorporating a lens which directs an intense beam of light wherever required. As the bulb is sheathed within the hollow stalk, it is protected from damage and has a long working life.

For such purposes as inspecting the interior of radio apparatus, the practical value of this device is obvious. It can be obtained with a longer, or a specially shaped stalk, or with a flexible lead and switch. Incidentally, a 12V model for motorists and garage service will also be available. The price is 15/6. The Prodlite has been introduced by the *Clinton Laboratory, 43 Broomhall Place, Sheffield 10.*



The "Clinton Prodlite" torch accessory enables areas normally inaccessible to light to be illuminated.

BUILD IT YOURSELF!



THE FAMOUS COSSOR
(Traveller's Friend) Transistorised

£7.19.6 POCKET RECEIVER
P. & P. 2/-

in leatherette case

This set can be built for £7.19.6. Size 6 x 3½ x 1½ in. Weight 17 oz. This set covers medium waveband 190/500 metres intermediate frequency. 470 kc/s using 4 transistors (Ediswan) and 2 diodes on a printed circuit board, plus a 2½ in. moving coil speaker. Instruction book with point to point wiring diagram, 2/6 each. Batteries, PP4 (Ever Ready) 2/- each.

LABGEAR OUTPUT METER

£2.19.6 Complete Kit
P. & P. 2/-



At last a Meter at the right price for the home constructor. An accurate Audio Power Output Meter. Two ranges 25mW to 1W and 1W to 10W. Accuracy 5% matched for 3, 15, 600 ohms with inst. and tech. data. New 3-in. 0-1mA meter.

NOT GOVERNMENT SURPLUS

FERGUSON VHF/FM TUNER

This F.M. adaptor is completely self-contained and can be fitted to any A.C. mains radio gram or radio with P.U. sockets. Valves 2-EF80's, FCF80. Input 200-250v. A.C. range 80-98 Mc/s. **£13** Greatly Reduced
P. & P. 2/-
LIST PRICE 18 gns.

YOUR EXISTING RADIOGRAM OR RECORD PLAYER CHANGED TO STEREO BY OUR STEREO ADAPTOR


Tech. Data 2 valves FF80 and FL84. Switch control for Stereo and Mono. Dual volume and tone control. Output 3 ohms, suitable for use with Acos GC/71, GP/73 and Garrard GC/10. Complete with wiring diagram. **£2.19.6**
P. & P. 2/6

COSSOR BATTERY PORTABLE

£7.7.0 P. & P. 3/6

This extremely sensitive battery operated set has a printed circuit and 5in. speaker. A frame aerial fitted in the lid gives high quality listening on L and M Bands.

LIST PRICE 13½ gns.



CARTRIDGES

- Collaro Studio O .. 18/-
- Collaro Studio P .. 18/-
- B.S.R. .. 18/-

RECORD CHANGERS

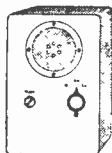
- B.S.R. UA8 comp. with latest "ful-fi" cartridge .. £6.19.6
 - Stereo .. £7.19.6
 - Collaro Conquest, 4-speed auto. .. £7.19.6
 - Garrard RC 120, 4-speed auto. .. 9 gns.
 - Collaro Junior, 4-speed Single Play Comp. with Arm and P.U. .. £3.15.0
- P. & P. 3/6

SPEAKERS

- 3½ in. SPEAKER .. 17/6
 - 5 in. SPEAKER .. 15/-
 - 6½ in. SPEAKER .. 16/6
 - 8 in. SPEAKER .. 17/6
 - 6 x 4 in. SPEAKER .. 15/-
 - 8 x 5 in. SPEAKER .. 19/6
 - 10 x 6 in. SPEAKER .. 25/-
 - 12 in. SPEAKER .. 32/6
- P. & P. 2/6.

"SUPER-THREE"

Transistor Pocket Radio



Printed circuit technique using 2 Surface Barrier type transistors, one A.F. Trans and one Diode. Ferrite aerial, fully tunable on LW and MW. Uses 2 U16 1½ volt batteries. And easily assembled by the beginner.

Kit of Parts Complete

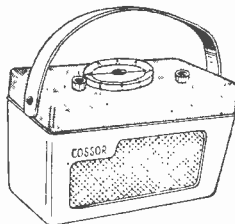
39/6

P. & P. 1/6

COSSOR BATTERY PORTABLE SPECIAL

£6.19.6

P. & P. 3/6



LIST PRICE 12½ gns.

A printed circuit, 5in. speakers are features of this battery portable. An internal ferrite rod aerial for L and M Bands. A polythene wrapper provided to protect receiver. Width 10in., height 6½ in., depth 5½ in.

TAPE RECORDERS THE "MAGNAPHONE"

A first class tape recorder at a reasonable price. Separate Treble and Bass controls for replay, facilities for monitoring and mixing. 3-speed Collaro Studio deck, and many other refinements. Output 4 watts.

£32.0.0

21/- P. & P. & ins.

Complete with crystal microphone with lead and jack plug. 5½ in. reel of tape and spare reel and spare lead for recording from radio.

THE "VOGUE"

Another fine recorder fantastically cheap. It also uses the famous Collaro Studio 3-speed tape deck. Separate inputs for microphone and gram. recording tone control for replay. Output 3 watts.

29 gns.

21/- P. & P. & ins.

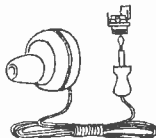
Complete with microphone, reel of tape and spare spool.

RECORDING TAPE OFFER

FAMOUS MAKE P.V.C. BASE ON PLASTIC SPOOL
1800ft on 7in. spool .. 32/6 1200ft on 7in spool .. 21/-
1200ft on 5½ in. spool .. 22/6 850 ft on 5½ in. spool .. 16/6

THE LATEST MINIATURE EARPHONE FOR TRANSISTOR RADIOS

This lightweight superbly made instrument enables you to listen in your radio wherever you are, ideal for all forms of travel, etc. Provides excellent reproduction and can be worn without any discomfort, complete with transparent earpiece, 3ft. of fine flex, plug and socket.



Crystal earpiece as illus. High Imp. 10/- Usual price £1.1.0
Magnetic Low Imp. P. & P. 1/-.

SUB-MINIATURE TRANSISTOR PARTS

We can now supply all sub-miniature parts for the home constructor—transformers, coils, condensers, resistors—from our large stock of component parts.

SEND S.A.E. FOR FREE PRICE LIST OR PAY US A PERSONAL CALL

WIRECOMP ELECTRONICS

378 HARROW ROAD, LONDON, W.9
TEL : CUNNINGHAM 9530

Hours of business: 9 a.m. to 6 p.m. Open all day; Saturday. . . Opposite Paddington General Hospital, Buses 18B and 36 pass the door.

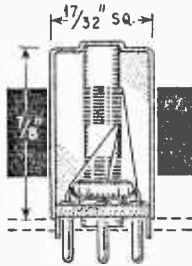


TRANSISTORIZED F.M. RATIO DISCRIMINATOR & I.F. TRANSFORMERS FOR THE HOME CONSTRUCTOR...

I.F. TRANSFORMER, 1FT.15

A 10.7 Mc/s double-tuned transformer with tapped secondary and primary windings. Wound on polystyrene former complete with iron dust tuning cores and sub-miniature polystyrene foil capacitors. Completely enclosed in an aluminium screening can measuring 7/8in. high by 17/32in. square with two fixing clips. Termination is made to base mounted silver plated pins which are ideal for either printed circuit board or normal metal chassis mounting.

Bandwidth of single transformer at — 6 db is approx. 250 kc/s. Unloaded 'Q' of winding 70. Price 10/6



ACTUAL SIZE

RATIO DISCRIMINATOR TRANSFORMER, RDT.2

A sub-miniature 10.7 Mc/s transformer for use in ratio discriminator type circuits. Secondary winding is of bifilar construction. Dimensions as 1FT.15. Peak Separation approximately 220 kc/s.

Connection diagram supplied with each coil. Price 10/6

GENERAL CATALOGUE covering full range of components send 1/4 in stamps.

PLEASE SEND S.A.E. WITH ALL ENQUIRIES

DENCO (CLACTON) LTD. (Dept. P.W.), 357/9 Old Road, Clacton-on-Sea, Essex

VALVES SAME DAY SERVICE NEW! TESTED! GUARANTEED!

SETS	1R5, 1S5, 1T4, 3S4, 3V4, DAF91, DF91, DK91, DL92, DL94 ..	any 4 for 19/6
1A7GT 11/8	5K5G I 9/3	25L6GT 8/-
1D5 8/-	6L1 14/-	25Z6GT 7/8
1H5GT 10/-	6L18 10/3	25Z6GT 9/6
1N5GT 10/-	6LD20 8/-	35A5 9/8
1R5 5/6	6P1 13/6	35L6GT 9/-
1S4 8/-	6P25 9/-	35Z4GT 8/-
1S5 5/3	6Q7G 6/-	35Z5GT 8/6
1T4 4/-	6Q7GT 9/6	50L6GT 3/9
1U5 5/8	6SL7GT 9/3	AC/TH1 18/9
3A5 9/-	6SN7GT 4/9	AZ31 9/8
3Q1 7/-	6U4GT 11/-	B86 8/9
3S4 7/-	6V6G 5/-	CL33 12/3
3V4 7/-	6V6GT 6/8	DAC32 10/-
5U4G 4/6	6X4 4/8	DAF91 5/3
5V4 8/-	6X5GT 5/-	DAF96 7/8
5Y3GT 8/-	6Y8 8/-	DDC90 9/-
5Z4G 7/8	7B7 7/8	DF33 10/-
6A15 9/9	7C5 7/8	DF91 4/-
6A3G 6/6	7C6 7/8	DF96 7/8
6A7G 8/-	7H7 7/8	DH76 4/8
6AT6 6/8	7S7 9/-	DH77 6/9
6BA6 6/8	7Y4 7/-	DK32 11/6
6BE6 5/9	10C1 11/6	DK91 5/8
6BH6 5/9	10C2 12/6	DK92 7/8
6B16 5/9	10P13 14/8	DK96 7/8
6BR7 9/9	12AT8 7/-	DL33 9/-
6BW6 8/-	12AT7 5/-	DL35 9/8
6B7 5/6	12AU7 6/3	DL92 6/-
6C9 9/-	12AX7 7/-	DL94 7/-
6CD6G 26/9	12K7GT 5/3	DL96 7/6
6F1 12/6	12K8GT 11/6	EABC80 7/-
6F6G 6/6	12Q7GT 4/9	EAF42 8/8
6F13 11/-	12Z3 7/6	EB91 3/9
6F14 16/6	13B7 16/9	EB93 8/-
6K7G 2/6	20F2 12/6	EB41 8/-
6K7GT 2/6	20L1 12/6	EBF90 8/-
6K8G 6/3	25A6G 4/-	EBF88 8/8
		EBL21 13/6
		EC92 11/-
		EC81 5/-
		EC82 6/3
		EC83 7/-
		EC84 8/9
		EC85 8/3
		EC86 8/8
		EC87 8/6
		EC88 13/6
		EC89 6/3
		EC90 8/6
		EC91 7/3
		EC92 9/8
		EC93 4/8
		EC94 8/3
		EC95 9/6
		EC96 5/6
		EC97 8/6
		EC98 9/9
		EC99 7/-
		EC100 3/6
		EC101 4/3
		EC102 10/-
		EC103 10/-
		EC104 8/6
		EC105 12/-
		EC106 7/8
		EC107 9/8
		EC108 12/-
		EC109 4/3
		EC110 8/9
		EC111 8/6
		EC112 8/6
		EC113 10/-
		EC114 7/6
		EC115 9/-
		EC116 10/-
		EC117 7/8
		EC118 9/6
		EC119 8/6
		EC120 11/-
		EC121 7/6
		EC122 7/6
		EC123 8/6
		EC124 8/6
		EC125 8/6
		EC126 8/6
		EC127 8/6
		EC128 8/6
		EC129 8/6
		EC130 8/6
		EC131 8/6
		EC132 8/6
		EC133 8/6
		EC134 8/6
		EC135 8/6
		EC136 8/6
		EC137 8/6
		EC138 8/6
		EC139 8/6
		EC140 8/6
		EC141 8/6
		EC142 8/6
		EC143 8/6
		EC144 8/6
		EC145 8/6
		EC146 8/6
		EC147 8/6
		EC148 8/6
		EC149 8/6
		EC150 8/6
		EC151 8/6
		EC152 8/6
		EC153 8/6
		EC154 8/6
		EC155 8/6
		EC156 8/6
		EC157 8/6
		EC158 8/6
		EC159 8/6
		EC160 8/6
		EC161 8/6
		EC162 8/6
		EC163 8/6
		EC164 8/6
		EC165 8/6
		EC166 8/6
		EC167 8/6
		EC168 8/6
		EC169 8/6
		EC170 8/6
		EC171 8/6
		EC172 8/6
		EC173 8/6
		EC174 8/6
		EC175 8/6
		EC176 8/6
		EC177 8/6
		EC178 8/6
		EC179 8/6
		EC180 8/6
		EC181 8/6
		EC182 8/6
		EC183 8/6
		EC184 8/6
		EC185 8/6
		EC186 8/6
		EC187 8/6
		EC188 8/6
		EC189 8/6
		EC190 8/6
		EC191 8/6
		EC192 8/6
		EC193 8/6
		EC194 8/6
		EC195 8/6
		EC196 8/6
		EC197 8/6
		EC198 8/6
		EC199 8/6
		EC200 8/6

A BEGINNER'S GUIDE TO RADIO

7/6, F. J. CAMM Postage 6d.

- MODEL RADIO-CONTROL. By E. L. Safford. 21/-. Postage 9d.
- MULLARD REFERENCE MANUAL OF TRANSISTOR CIRCUITS. 12/6. Postage 1/-.
- DICTIONARY OF ELECTRONICS. By H. Carter. 35/-. Postage 9d.
- TELEVISION ENGINEERS' POCKET BOOK. By J. P. Hawker 12/6. Postage 6d.
- PRACTICAL AUTO RADIO SERVICE AND INSTALLATION. Transistor. Hybrid. FM & AM. By J. Greenfield. 23/-. Postage 9d.
- TAPE RECORDER MANUAL. By W. S. Sharps. 21/-. Postage 1/-.
- A TO Z IN AUDIO. By G. A. Briggs. 15/6. Postage 1/-.
- Complete Catalogue 1/-.

THE MODERN BOOK CO.

BRITAIN'S LARGEST STOCKISTS of British and American Technical Books

19-21 PRÆD STREET, LONDON, W.2.

★ Phone: PADdington 4185
★ Open 6 days 9-6 p.m.

READERS RADIO
24 COLBERG PLACE, STAMFORD HILL
LONDON, N.16 SIA. 4587

Letters to the Editor

The Editor does not necessarily agree with the opinions expressed by his correspondents

Whilst we are always pleased to assist readers with their technical difficulties, we regret that we are unable to supply diagrams or provide instructions for modifying commercial or surplus equipment. We cannot supply alternative details for receivers described in these pages. **WE CANNOT UNDERTAKE TO ANSWER QUERIES OVER THE TELEPHONE.** If a postal reply is required a stamped and addressed envelope must be enclosed with the coupon from page iii of cover.

LOUDSPEAKER DESIGN

SIR.—Recent letters have given details of loudspeaker design and problems, but I have not so far seen any mention of some experiments which were carried out some time ago and according to the reports which I read, foretold great steps in development in the reproduction of sound. I believe that a flame was modulated in some way and that this gave reproduced sound of a very high quality. I have heard nothing further of this. Similarly, the flat plate type of reproducer was hailed as a wonderful new departure in loudspeakers, but also has faded away without any models incorporating it coming on the market. Can anyone tell me if there has been anything new in loudspeaker design in the period since the war? Apart from the fabric cone of certain models it seems to me that the modern loudspeaker is no different from those in use before the war.—F. R. ENDELL (Bristol).

WIDE-BAND S.W. TWO

SIR.—I recently finished the set described in the June issue but was very disappointed as it would not work. After some trouble I discovered a fault in the wiring in your Fig. 4 and when this was remedied the set responded well. I have had immense pleasure from this little set, and although it was built primarily to give to a young friend, I am keeping this for my own use and building another. I was terribly thrilled on the first night's listening by the large number of entertaining stations which could be picked up, and I think that I shall now have to build myself a really good aerial as the scope of this set seems endless—R. T. BURTON (Wembley).

[In Fig. 4 on page 128 of the June 1960 issue, the 270k screen resistor of V1 should be connected to H.T.+, as in the circuit diagram.—Ed.]

TRANSISTOR HOLDERS

SIR.—I have followed your articles and my main interest nowadays is in the transistor. I find, however, that after I have used a transistor three or four times it seems to have worn out. This prompted me to make some enquiries and I finally found that I had in fact more or less ruined the transistors by soldering them into the sets. I would have thought that after the time which these com-

ponents have been on the market, some attempt would have been made to produce a transistor to plug in, just the same as the valve, and it looks to me as though the transistor manufacturer is cashing in on the fact that you have to solder them and therefore you will ruin them and have to buy another. Could not you publish an article on how to fit pins to the base (with a minimum risk of damage) and how to make sockets to take them. I am sure this would be welcomed by all, and could be done without making them any larger.—E. M. KRFL (Reading).

PLAYING A RECORD BACKWARDS

SIR.—During Christmas I saw a stunt carried out by a radio enthusiast which has me guessing. First of all he showed us how to play a gramophone record backwards, by putting it on a pencil and letting its edge rest against the edge of the turntable. Whilst we appreciated the "stunt" (it was quite good as a sort of party game to try and guess the artiste, and was really funny to listen to) he then astounded us by playing a tape recording backwards. I know a little about tape recording, but cannot see how he managed this, as it would not be sufficient just to turn the tape over. What has to be done so far as I can see it is to turn the tape "inside out backwards."—just turning it over will not give the same effect. Perhaps some ingenious reader has ideas on this and could let us have the "know-how".—F. KEATING (S.W.5).

TAG BOARDS

SIR.—The modern set is a masterpiece of "juggling", the many components having to be placed in awkward positions, and, the wiring made intricate, unless some special procedure is adopted. I some time ago took to using tag boards to simplify construction, making a drawing and mounting all the components required on the tag boards, which result in only the connecting wires from the edges of the boards to the valveholders having to be made to complete the set. I believe it is now possible to obtain valveholders in which a step further in this direction has been made in the U.S.A. and an extension of the valveholder base is made so that all the items associated with the valve may be mounted actually on the holder. Thus all the wiring to the valveholder may be made before it is mounted on the chassis, and this would surely greatly simplify construction, as well as making it much easier to ensure that there were no bad connections to a component which is very inaccessible when the same is completed. Does anyone know of this type of valveholder and whether it is available in this country? — H. NEVILLE (Bournemouth).

MODULATION

SIR.—With reference to Mr. J. R. Miller's letter printed in the January issue, concerning modulation at low power in the VFO, modulation in the oscillator stages is certainly practicable and was popular with amateurs in the early days of high-cost power valves when any economy not incurring too many disadvantages was given serious consideration.

The main fault with this method is that in modulating the oscillator on grid, screen or anode, a current change must occur and a corresponding voltage variation. Thus in turn reduces stability, frequency modulation occurring with consequent reduction of quality.

Now that cheap valves for power amplifier and modulator output stages are available e.g., the ubiquitous 807 type mentioned, it is surely worth the extra outlay to obtain the stability necessary for modern amateur operation on crowded bands such as 40m.

In reply to Mr. Miller's other query, it is possible to run 120W unmodulated R.F. from two 807's in parallel.

In the same issue Mr. E. Haines refers to Radio Luxembourg as having "hardly enough power to bridge the ether"! It would seem to me that the 350kW output radiates efficiently enough for I have heard the station with consistency whilst residing in Orkney. This was at a distance of roughly 800 miles and still S9+.—R. A. WHITE (Sevenoaks, Kent).

PUSH-PULL AMPLIFIER

SIR.—In reply to Mr. Haskell's request (January issue) for the value of separate cathode resistors for two EL84's in push-pull, I can inform him that the value will depend upon the loading of the output stages.

For normal loading, the value will be 270Ω for each resistor, and for low loading it will be 437Ω (i.e., 390Ω + 47Ω). The latter mode of operation will give a reduced distortion level, approximating the conditions of fixed bias, although the former arrangement also works admirably.—R. J. BURG (East Ham, E.16).

SHORT WAVE LISTENING

SIR.—With reference to Mr. F. N. H.'s letter that appeared in your December 1960 issue, I would also like to remark on such interesting reception. For, on the afternoon and early evening of November 27th I received on the 10 and 15m amateur bands large numbers of U.S. and Canadian amateurs as well as stations in Central America, Hawaii and Alaska. The receiver used was a 7 valve superhet and an R.F.24 pre-selector.—I. K. GURNEY (Chalfont St. Peter, Bucks.).

INTERFERENCE

SIR.—Reading the December 1960 issue of PRACTICAL WIRELESS, section "Letters to the Editor", I came across a sub-heading "Interference".

The explanation for this type of interference is commonly known as the Luxemburg effect. This phenomenon has been the object of much investigation, and an explanation of it was first given by

two Australian physicists, Bailey and Martyn. They showed how a powerful low frequency station could affect the ionosphere in such a way that any other waves deflected from the affected region would acquire a modulation from the unwanted power station.

The only cure for this unfortunate mixing of transmissions would appear to be a reduction of a proportion of the skyline.

Under the action of a powerful electric field, such as a powerful transmitting station, the motion of the electrons does not follow a linear law. It is possible to make use of this non-linear characteristic, in the way which one does when employing grid modulation, by a process resembling the latter. The waves of the distant station passing through the area of the powerful electric field have a modulation from the latter impressed on them.—E. S. JACOBSON ZS6ATQ (Brakpan, South Africa).

CRYSTALS

SIR.—What has happened to the old-fashioned crystals which we used in earlier days as a detector? The various circuits which I have tried lately have not proved very thrilling, in spite of the exchange of silicon diodes and transistors, and I wanted to try a diode arrangement with a piece of the old Galena or Hertzite, but when I asked at the shop the dealer said he had never heard of them. Why not? I feel convinced that they are more sensitive than the modern components when once a suitable sensitive point has been found, and perhaps one of your readers knows a source of supply.—T. L. MENCE (N.W.).

A.C./D.C. EQUIPMENT

SIR.—I know there has been a long controversy about the merits and demerits of apparatus wired to what has become known as the A.C./D.C. technique, but there is one point which I do not think I have seen touched upon. What about hum? In a properly wired A.C. set, the heater wiring will be continuous on both pins, with the wires twisted tightly and run close to the chassis, thus ensuring that any A.C. field surrounding those wires will be so small as to be negligible, thereby avoiding the ejection of A.C. (hum) into other wires. In a set where the heaters are all wired in series, there is usually one single wire running all round the chassis, radiating, in my opinion, quite a considerable A.C. field which is bound to make its presence felt at one point or another. The purists may argue that the transformer gives a larger field, but it is possible to obtain totally shrouded transformers, and I am convinced many of the troubles of the set wired "A.C./D.C." are due to the A.C. bearing wires.—H. FRANKS (Belmont).

PRACTICAL WIRELESS CIRCUITS

17th Edition

By F. J. CAMM

17/6 by post 18/7

from

GEORGE NEWNES, LTD.,

Tower House, Southampton Street, London W.C.2.

EASY AS A.B.C. TO BUILD

The new, exciting De Luxe "Gold Star" Pocket Radio in beautiful moulded plastic case—

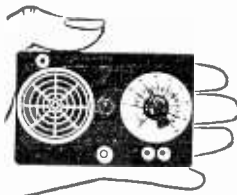
37/6

This model is a highly sensitive, self-contained set covering all medium waves. Uses modern miniature "button-base" valve and specially designed high efficiency coil. Exceptionally easy to build from our step-by-step plans—the case is supplied ready drilled! Size of radio only 4 1/4 in. x 2 1/2 in. x 1 1/4 in. —and batteries fit inside. We can supply all parts including case, detachable aerial, instruction book, wire, screws, etc., for only 37/6, plus 2/6 post and packing, C.O.D. 2/- extra. (Parts sold separately, priced parts list 1/6.)




29/6

Our engineers have designed a novel Wrist-Watch Radio using latest Transistor Techniques. Size only 1 1/2 in. x 1 in. x 1 1/4 in. — "Finger-weight"—yet gives clear, crisp, personal-phone reception over all medium waves. Tiny battery inside lasts months—costs 5d. No snags, anyone can build it in an hour or two using our pictorial step-by-step simple plans. All parts supplied (including case and strap) for only 29/6 (add 2/6 Post, etc.) C.O.D. 2/- extra. (All parts sold separately, priced parts list 1/6.) Send Now!



29/6

THIS TRANSISTOR SET Can Be Built For Only 29/6! The "Sky-Scout" Pocket two-stage transistor set, size only 1 1/2 in. x 3 1/2 in. x 1 1/2 in. Covers all medium waves and works entirely off tiny "penlight" battery which costs 6d. and fits inside case. All parts tested before despatch. Can be built for 29/6, plus 2/- Post and Packing INCLUDING CASE, TRANSISTOR, STEP-BY-STEP PLANS FOR ABSOLUTE BEGINNERS, nuts, bolts, etc. (C.O.D. 2/- extra). Parts sold separately, priced parts list and plans 1/6. VERY SIMPLE TO BUILD.



47/6

Can Be Built for 47/6. Build this exceptionally sensitive high efficiency personal phone radio. Uses unique assembly system can be built by anyone without a knowledge whatever in 45 minutes. Handsome black crackle steel case with specially made black and gold dial with stations printed. Size of radio only 6 1/4 in. x 5 1/2 in. x 3 in. Covers all medium and long waves. I.T.T. consumption only 1 to 1.5 mA. Ideal for Bedroom, Garden, Holiday, etc. BUILD THE "SKY-ROMA" NOW! Total building cost—everything down to the last nut and bolt, 47/6 (Postage, etc., 2/- with full set of clear, easy-to-follow plans. (Parts sold separately. Priced parts list and plans 1/6.) C.O.D. 2/- extra.



29/6

The sensational "Silver-tone" model! A highly compact self-contained miniature "button-base" valve pocket radio at absolute "rockbottom" building cost! Covers all the medium waves with the very latest circuitry bringing in stations from all over Europe—without fuses. Easy as A.B.C. to assemble, using our step-by-step instruction manual. Size only 4 1/4 in. x 2 1/2 in. — a fascinating little pocket radio. We can supply all the parts including beautiful two-tone case, detachable aerial, instruction book, screws, wire, etc., for only 29/6 (plus 2/- post and packing, C.O.D. 2/- extra. (Parts sold separately, priced parts list 1/6.)



17/6

This amazing "Tiny-Tim" model—no larger than a match box—costs nothing to run—ever! No batteries! No valves! No complete electricity! Will never run down or burn out. Uses the latest TRANSISTOR TYPE GERMANIUM DIODE, receives local stations anywhere—without extra aerial. Clear, Crisp Tone. No snags, anyone can build it within an hour using our step-by-step instruction book, etc., for only 17/6, plus 2/- Post and Packing (C.O.D. 2/- extra). (Parts sold separately, priced parts list 1/6.)




39/6

Anyone can build this beautiful precision Pocket Radio in an hour or two. No knowledge whatever needed. Our simple pictorial plans take you step-by-step—remarkably sensitive—covers all medium waves, inc. Luxembourg, Home, Light. Size only 2 1/2 in. x 3 1/2 in. x 5 1/2 in. — Not a 'Toy'! But a Real Personal-phone, valve Radio with Detachable Aerial! IDEAL FOR BEDROOM, GARDEN, etc. We supply ALL parts necessary, together with plans, etc., for the special price of 39/6, plus 2/6 post and packing. (C.O.D. 2/- extra.) BUILD YOURS NOW! (All parts sold separately, priced parts list 1/6.) Send Today! Money returned if parts returned intact within 7 days.



107/6

Choice of beautiful walnut veneered cabinet or ivory bakelite. This is the lowest possible price consistent with high quality. No radio knowledge whatever needed can be built by anyone in 2-3 hours, using our very simple easy-to-follow diagrams. The terrific new circuit of the "Ocean Hopper" covers all medium and long waves, has razor-edge selectivity and exceptionally good tone. Price also includes ready drilled and punched chassis set of simple-to-follow plans—in fact everything! Parts tested before despatch. Uses standard aerial-base valves. Low running cost—approximately 18 watts. Size 12 in. x 6 in. x 5 1/2 in. Build this long-range powerful midget NOW! TOTAL BUILDING COST INCLUDING PLANS, P.T.C., 25/7/6. (Post and Packing 3/6. Parts sold separately. Priced parts list and plans 1/6. C.O.D. 2/- extra.)



45/-

TWO-TRANSISTOR POCKET SET. Can Be Built for 45/-. BUILD THE "SKY-ROMA" WEST-POCKET TWO-TRANSISTOR RADIO which gives a superb performance and is highly sensitive. Weight under 7 ozs.—yet it is a THREE-STAGE receiver covering all medium waves, working entirely off a "penlight" battery. Every part tested before despatch! SPECIAL STEP-BY-STEP PLANS FOR ABSOLUTE BEGINNERS. Total building cost including case, transistors, etc.—everything down to the last nut and bolt—ONLY 45/- with plans. (Parts sold separately. Priced parts list and plans 1/6.) RUSH YOUR ORDER TODAY!



CONCORD ELECTRONICS
210, Church Road, Hove, Sussex

Dept. PW27

Orders receive prompt attention. Cheques accepted. Cash on delivery 2/- extra. Please print name and address in block letters. Suppliers to Schools, Universities, Government and Research Establishments. Complete range of components and valves stocked. Regret no C.O.D. abroad DEMONSTRATIONS DAILY AT WORKS.

RECEIVERS & COMPONENTS

SPEAKER REPAIRS. Cones/Fields fixed. Clock Coils Wound. L. S. REPAIRS. Pluckley, Ashford, Kent.

SPARES - VALVES - TUBES

1930-1960
Guaranteed Perfect, set tested, ex-working equipment. LOTS from E.P.O.T.S. Osc 7, Def. Coils, etc., cheap. **FILIES**, guaranteed 6 months. **FITTED FREE.** Picture shown to callers 9m., 30/-, 12in. 50/-, 14in. 60/- 17in. 70/-
VALVES, 3,000 types stocked. EF50 SP61, 1/-, EF91, EB91, 6H6, 7Z7, D77, 6J5, 2/-, EF80 UF42, 6P1, 6F13, 6AG5, UB41, 20D1, 3/-, 10P1, B36, 6V6, KT61, 6SN7, EL32, B36, 6P25, 4/-, PCC84, PCF80, PL81, PL82, PY81, PCL80, PCL83, 6K25, EBC91, EY51, EL33, 6U1, 5/-, RCT30, 10P14, 10C1, UCH42, U141, PCH35, HVR2, 7C5, 7Y4, 6/-, EL38, KT36, PY4, U22, U35, U2H1, U66, 7/6, PL38, PZ30, 20P1, 20P3, 185BT, U08, U24, U25, 10/-, U801, 20P4, 6CDB, 2FSU, U37, 12/6. Pre-war 1, 3 and 7 Pin, 5/- each. Postage 6d. "Constructor's Parcel," 2 lbs. assorted resistors, condensers, pots, etc., from modern TVs, 7/6. Postage 2/6. Write or phone. Send S.A.E. for list or with enquiries: "ST. JOHN'S RADIO", 156 St. John's Hill, N.W.11. BAT. 9938

COMPONENTS, Valves, Tubes, etc. Write or phone for free list. **ARION TELEVISION.** 4, Maxted Rd., Peckham, S.E.15. (New X 7152.)

NEW AM/FM STEREO

- INPUTS FOR TAPE, 78's, etc.
- MW—LW—V.H.F.
- PUSH-PULL OUTPUTS—16w
- SEPARATE TONE AND VOLUME
- INTEGRAL PREAMPLIFIER

BEL, Marlborough Yard, London N.19 Arc 5078

LOUDSPEAKERS 6 1/2in. 7/6, post 1/6. 8in. 11/6, post free. Transistors and Components. Kits. Everything for the Constructor. Lists, S.A.E. H.R. MAIL ORDER, 16, Regent Parade, Harrogate.

ANNAKIN

WINTER SALE
Periscope Prisms. Were 3/-, now 1/6 pr. post 2/-
Chokes, 10H., 60 ma., were 2/-, now 1/-, post 1/6.
AF Transformer, 4-200 ohms., were 1/-, now 6d. post 11d.
Frost Warning Thermists, were 1/6, now 9d. post 6d.
Xtals 4880 Kc. were 3/6, now 1/9, post 6d. Valves, Sale Prices. VR138, CV93, EF91, EL91, 1/6.
Vibrators, 12 v. now 2/3, post 9d. Allen Key 2 for 3d.
V.V. Resistors, 20 w. 7+15 or 15+29 ohm., new 6d.
Pol'nus, ww. 500 ohm., 6d., post 1/3. 5K, 6d., post 6d. Carbon, 500 ohm., or 100k, 2 for 9d., post 9d.
Breast Mikes, 1/8 ea., post 1/6.
Switches, Slider 250 v. 2 for 9d., 3P3W Trans, 2 for 6d. Rotary 250 v. 10.A. 2 for 6d. Toggle 3d.
Shaft Couplers, Ring type, 6d. H3G holders 1/- doz.
M.O. holders, 1/- doz. Screws for B7G, 2 for 3d.
Panel Lampholders, MEN, 9d., SBC 3d. Rectifiers, Copper Oxide, 200 v. 250 ma., 2/-, post 1/6.
Aerial Wire stranded, 21 yds., 2/-, post 1/6. Block Condensers, 2 x 0.8 mfd., 400 v. 3d. 1 mfd., 600 v. 3d. 0.1 mfd., 5kv. 6d., post 1/9. HFT, 30, mc., 3d. Lecher Lines, 450, mc., 3d. U.S.W., 800k Stator Condensers, various, 2 for 9d. Post Extra
Orders only accepted if enough postage sent. Mail Order only. No Export. C.W.O. only. Stamped addressed envelope for lists please. **25 ASHFIELD PLACE, OTLEY, YORKS.**

RATES: 5/6 per line or part thereof, average five words to line, minimum 2 lines. Box No. 1 - extra. Advertisements must be prepaid and addressed to Advertisement Manager, "Practical Wireless", Tower House, Southampton St., London W.C.2.

BROADWAY ELECTRONICS
92 MITCHAM ROAD
TOOTING BROADWAY

S.W.17. Telephone BALham 3984

VALVES
ALL TESTED BEFORE DESPATCH
ALL NEW AND BOXED
AC2PendD 5/-, EBC33 5/-, EF36 3/6, EF99 4/6, EF50 3/-, EF54 3/-, EF86 10/6, EF92 5/-, EK32 6/-, EL32 6/-, EL84 8/-, E240 7/-, FW4500 8/-, MH4 4/6, 1L4 (suitable for 1 valve set) 3/6, 1R5 5/6, 1S5 5/6, 1P4 6/-, TDD4 3/6, U18 6/-, UY4 7/-, VY1 3/6, MU14 7/-, 2N2 4/6, 3A1 5/-, 3S4 7/6, 3V4 7/6, 5U9G 7/6, 5Y3GT 6/6, 5Z4 8/-, 6C4 4/6, 6K7 3/6, 6K7GT 5/-, 6K8 6/6, 6J5 4/-, 6J7 5/6, 6L6 3/6, 6Q7 6/6, 6V6C 7/-, 6V6GT 8/6, 6X4 6/-, 6X5 7/6, 6X5GT 8/6, 7B7 9/-, 7C6 9/-, 7HT 9/-, 7S7 9/-, 7C5 9/-, 7Y4 8/-, 12K7GT 5/-, 12Q7GT 5/-, 35L6GT 9/-, 35Z4GT 6/-, 807 10/-, KT76 6/-, Add 4d. per Item Post and Packing.

C.B.S. Brand American P.V.C. Recording Tape. Attractively boxed with space for titles, etc. Tape filed 1.5in. and 1.5in. 1800ft. 7in. L.P., 36/- 1200ft. 5in. L.P., 30/- 900ft. 5in. L.P., 22/6.

SPECIAL OFFER: White Boxed Tape. Acetate Base, 5in. 850ft., 14/6; 5 1/2in. EM1 Type Spools, 2/9.
Add 1/- Post and Packing.

R.T.H. Ex-Relay Amplifiers, A.C./D.C./ MAINS. 210/250 v. Contains 8in. 15 ohm Speaker. Three valves—10F1, 10P14 and U404. Cabinet size, 14 x 11 x 6 1/2in. Attractive two-toned cabinet with Ivory Knobs. 30/-, plus 5/6 Carriage and Packing.

Assorted Miniature 1 watt Resistors (our selection). Preferred values 22 ohms to 10 meg. 35/- per gross.
Assorted Condensers (our selection) 1 pF to 5000 pF, 35/- half gross.

Sigma Relay SPDT, 10,000 ohms, 1 max. 15/- (10s).
12in. American Whip Aerials with loading coil, effectively increasing height to 12ft., 35/- (6s).
Precision Infinitely Variable Speed Gearboxes, 0 to 6000 r.p.m. driven by 4 h.p. 230 v. A.C. motor, 28 (13s).
American Amplifiers, Mike input 2 x 2000 ohm output 24 v. input uses 1-125V and 2-24V, 7 x 3 Ohms., 12/8 (less valves) (26s).
Kurman Relays, SPDT 7000 ohms 3 amp contacts, 12/6 (14s). Metal Rectifiers, 24 v. 12A, 20/- (36s). 51T, F.O. Racks, angle iron sides 19in. wide, 35/- (110 s).
B.C.610 Whip Aerials, 3 sections, 3in. 12 cavity holder, 35/- (5s).
Heavy Insulated Bracket Mounis for above 25/- (5 s).
BC-659 Transmitter Receivers crystal controlled 14 valves (less crystals and valves) 35/- (10 s).
BC-659 Power Supply Units, vibrator type for attachment to Tx Rx 4 v. or 12 v. input (50v. output), 25/- (10 s).
BC-659 Battery Box for attaching to Tx Rx for man pack use, 7/6 (5 s).
50 watt Power Relay rack mounting, 230 v. A.C. input (L-M14), 2-PA-25, 1 x 300 with 400V fuses, less valves 35/- (35 s).
AVO Portable Geiger Counters for Beta or Gamma Ray detection, new less batteries £12.10.0 (10 s).
Laboratory Mains Filter Units 2 amps removes mains line interference, 10/- (2 1/2 s).

40 PAGE LIST OF OVER 1000 ITEMS IN STOCK AVAILABLE—KEEP ONE BY YOU

American Operators Tables, black crackle, 36 x 22 x 3 1/2in. black boxes and switches under, ideal for many uses, 75/- (15 s).
Boeing Beehive 34in. stand oil transformers, 9/8 a doz. (26s).
Elliot 0.1 v. moving coil meters, 2000 o.p.v. 2 1/2in. dia. Power Units, 1200 v. 200mA smoothed from 200-250v. A.C. 1sw. 66 (11).
Amount in brackets is carriage England and Wales.

We have large quantities of "Bits and Pieces" that we cannot list—please let us have your enquiries, we can probably help—everyone answered.

P. HARRIS, ORGANFORD, DORSET

RECEIVERS & COMPONENTS

(continued)

"HEATHKITS" can now be seen in London and purchased on easy terms. Free brochure. **DIRECT TV REPLACEMENTS LTD.,** Dept. PW 6 1, 138, Lewisham Way, S.E.14. Tideway 6666.

KITS BUILT. Complete details: 6 Hooker Road, Heartsease, Norwich, Norfolk.

"WEYRAD" TRANSISTOR RECEIVER

LONG & MEDIUM WAVE, P.P. OP., ALL COMPONENTS AVAILABLE. TOTAL COST £9.17.6. CONSTRUCTOR'S BOOKLET, 2/-.
AM FEEDER UNIT, SUPERHET AVAILABLE NOW. Size 4 x 3 x 1 1/2in. TOTAL COST OF COMPONENTS £5.10.
CONSTRUCTOR'S BOOKLET, 1/9. Send S.A.E. for Shopping Lists.
WE ALSO STOCK "DEKTRON" TAPE AND RECORDING ACCESSORIES.

WESTHAM RADIO SUPPLIES
Rear of 175 Abbotbury Road WEYMOUTH, DORSET

CHEAP Valves, Components, Books, Constructors' Kit, Crystal Set 8/6, Transistor Set 19/6, Short Wave Radio 22/6. List 3d. HAMILTON RADIO (W), 13, Western Road, St. Leonards, Sussex.

RESISTORS—100 new, wire ended, assorted, all types, 7/6 box, post free. **COOK'S OF BEDFORD, 29, St. Mary's Street, Bedford.**

CLEARANCE offer guaranteed valves EF50, TT11, DF92, EF91 2/6, 1T4, 6SH7M, EL91, DL93, 3/6; KTW61, 10s, 6BH6, EF95, 5/-; ECF82, EL85, R18, X61M, 7/6, 6d. postage per valve. S.A.E. for lists of other components. Mail order only. **TREW, 21a, Ancaster Road, Beckenham, Kent.**

KINGSLAND ELECTRONIC COMPONENTS

Stupendous Offers

100 ELECTRONIC COMPONENTS
50 Assorted Resistances and Condensers
6 Miniature Valve Holders, 2 Tag Strips,
40 Separate Contacts each, 3/9, d. & p. 1/9.
Small Chassis, approx. 21 x 2 1/2 x 1 1/2in., containing 2 Miniature Valves, 2 Germanium Crystal Diodes, 12 Resistances and Condensers, 2/9, p. & p. 9d.
120 Resistances, 1 and 1/2 watt, 35 metalite and P.C.C. enamel Contacts, 9 Miniature Valve Holders, 3 Tag Strips, 100 contacts each and other useful pieces, 8/6, p. & p. 2/3.
**BARGAIN PACK, Pair Throat Microphones, 150 Assorted Screws, 2 1/2in. Screened Lead with socket, one 5 Henry 200 mA Choke, 3 Electrolytic Condensers, 6 Knobs, 3 Toggle switches, 6 Octal Valve Bases, 1 Waveband Switch, 6 Coax. Plugs, 6 Assorted Coils, 6 Cartridge Fuses, 6 Potentiometers, 6 W.W. Multipliers, one Variable Condenser, Coil of Wire, 1 1/2, p. & p. 3/6.
Instrument Rectifier with Circuits, 5/6, 6 v. or 12 v. Vibrators, 2/6 each, p. & p. 1/6.
6 Assorted Droppers, 5/-, p. & p. 1/6.
Mike and Pick-up Transformers, Ideal for Baby Alarms, 4/6, p. & p. 1/-.
100 Assorted Resistances or Condensers or 50-50, 6/-, p. & p. 1/9.
New headphones, low impedance, ideal for crystal sets, etc., 6/6, p. & p. 1/9.
6 Assorted Potentiometers, 5/-, p. & p. 1/9.
182 KINGSLAND RD., SHOREDITCH, L.1. Tel: SHO 6572, Sorry U.A. only.**

RECEIVERS & COMPONENTS

(continued)

LEADER RADIO

REPANCO MINI-7

The amazing new transistor set for the home constructor. Seven transistors, superhet circuit, fully tunable over long and medium waves. Equal to any manufactured set. Kit complete with instruction data (excluding batteries).....£10.10.0

REPANCO MAJOR-7

A super sensitive seven transistor superhet embodying A.G.C. and Negative Feedback Circuits. Fully tunable over long and medium waves. Cabinet 9 x 7 x 7 1/2 in. Speaker 7 x 4 in. Kit complete with instruction data (less battery).....£11.0.0

THE TELETRON TAPEJAK (Transistorised Tuner) Converts your tape recorder into a high quality Radio Receiver. Recording of Radio Programmes directly on tape. High sensitivity. £5.9.0, excluding PP1 battery. (Cant. 2/6)

B.S.R. MONARDECK TAPE RECORDING DECKS Bargain, only £9.10.0, cart. 2/6, excluding tapes. **CRYSTAL MICROPHONES** for tape recorders and amplifiers in great choice cases. 25/-, cart. 1/6 **FERRODYNAMIC RECORDING TAPES**, 5in. 600ft. 16/-; 5in. 900ft., 18/6; 5in. 1200ft., 23/6; 7in. 1200ft., 26/-; 7in. 1800ft., 35/-, post free. S.A.E. for leaflet. *S.A.E. with enquiries.*
73 VISTA WAY, KENTON, HARROW, MIDD.
Phone: WOR 4512

TRANSISTOR BARGAINS — Mullard OC44 11 6, OC45 9 6, OC72 10 6, OC76 11 6, Ediswan, PXA102 10 6, XB104 9 6, White Spot 5, Red Spot 3 3, special 1 1/2 volt Transistor 3 9, D. B. CARTER (Electronics), 347, Ladypool Road, Sparkbrook, Birmingham 12, SOU 3007.

RECLAIMED VALVES, tested and perfect; huge stocks; all one price, 5/- plus 6d. postage each. Delivery by return. LEWIS, 46, Woodford Ave., Ilford, Essex.

POST-FREE SUPPLIES

AUTOCHANGERS, Latest UA20 £7.19.6
B.S.R. UA12 £7. UA8 £6.6.0, All Monaural, with stereo Cart., add 15/-
Garrard RC110 and 120.....£8.8.0
Gram Amplifiers with Speaker £3.12.6
SPEAKERS, 5in. 16/6, 6 x 4in. 16/6, 7 x 4in. 17/6, 8in. 19/6, 7 1/2 x 5 1/2in. Stereo Speaker 21/-
Speaker Fret (TYGAN)..... 1/6 sq. ft.
Transistors OC45, 72, 76.....15/- each
Tape Decks Collaro Studio £12.12.0
3-Speed Studio Deck Tape Recorders
New Improved Model...ONLY 30 gns.
VALVES with 12 months' guarantee: e.g. PL81 10/6; EY86 9/-; U25 12/-.

Send for complete Valve List and Prices

Terms: C.W.O. **POST FREE**

POST-FREE SUPPLIES

217 High Street, WATFORD, Herts.

FOR SALE

100 BAYS Brand New Adjustable Steel Shelving, 72in. high x 34in. wide x 12in. deep; stove enamelled dark green, sent unassembled. Six shell bay £3 15s. Sample delivered free. Quantity discounts. N. C. BROWN LTD., Eagle Steelworks, Heywood, Lancs. Tel.: 69018.

BLANK CHASSIS MADE TO ORDER SAME DAY SERVICE

Metalwork Dept.
H. L. SMITH & CO. LTD.
287-289 Edgware Road, London W.2.
PAD. 5891-7595

FOR SALE

(continued)

ANOTHER NEW low-priced Tape Bargain! 1800ft. latest polyester on 7in. reel, 32 6, p.p. 1 6. Also outstanding bargains in all other sizes 3in. to 8 1/2in. S.A.E. for list (includes American Audio Tape, BASF, etc.). Over 30 most condition second-hand Tape Recorders and all are new Recorders and Hi-Fi Equipment on NO INTEREST H.P. Terms. E. C. KINGSLEY AND CO. (Dept. P.W.1), 132, Tottenham Court Road (near Warren St.), London, W.1. EUS6500.

Carby Meters, A10, £4.17.6; B20, £6.10.0; with each 36 mixed resistors, 6d. Transistor Kit, £5.4.8. Transistor OC19, 27/-; Cartridge, TCBM, 18/6. Plastic Recording Tape; Famous Brand, 5in. 600ft. 15/-, 7in. 1800ft. 32/6. Spare Plastic reels, 5in. and 5 1/2in. 3/6. CONTACT COOLED rec. 250v. 250mA, 13/6. 300mA 17/6. ARCHMAY VOLUME CONTROL 30/-.

CASH WITH ORDER
Post 6d. over 10/- inc. C.O.D. 2/6.

DURHAM SUPPLIES

175 Durham Road, Bradford 8, Yorkshire.

ASK your dealer for American Ferrodynamics "Brand Five" Recording Tapes—the best tape value!

COPIES "Practical Wireless," perfect condition; Surplus components.—16, Coniston Road, Tettenhall.

Sub-Miniature Soldering Irons

11/9 post free

Essential for Transistor Set construction and other fine soldering. 6 volt 1 1/2 amp heater—works from heater transformer. Weight only 1 oz!

KENNETT AND COMPANY
Doe Park, Denholme, Bradford.

BE professional and ship-shape with our COMBINED VALVE, COMPONENT and TOOL BOXES. Now released for general sale. For 3 years sold exclusively to the trade. With or without tools. Write direct to the manufacturers for details. GEO-PAT SUPPLIES LTD., Lambridge Street, Larkhall, Bath.

DO YOU want to start a Government Surplus Radio and Electrical Business? We must genuinely sell our entire stock at ridiculous give-away price. Attractive, clean, quick-selling goods. Valuable trade contacts free to buyer. Box No. 30.

CABINETS, EQUIPMENT & SPEAKERS

With or CATALOGUE.

A. L. STAMFORD LTD., Dept. A.28, 84 Weymouth Terrace, London, E.2.



GP57 18 Gns.

SOUND RECORDINGS

TAPE DISC transfer. Fine U.S. tapes arrived (18 000ft. 35 -). UNIMIXER units for quality work. Sound News, 10, Clifford Street, W.1. REG 2745.

WANTED

WANTED Service Sheets. No quantity too large. Highest price paid. SULTAN RADIO, 29, Church Road, Tunbridge Wells, Kent.

NEW VALVES WANTED

Any type, any quantity.

CASH PAID

R.S.T., 211, Streatham Road, Mitcham, Surrey.

Telephone: MITcham 6201.

A PROMPT CASH OFFER for your surplus Brand New Valves, Speakers, Components, Test Instruments, etc. R.H.S., 155, Swan Arcade, Bradford 1.

WANTED VALVES

All types for prompt cash. Must be new. State quantity

WILLIAM CARVIS LTD.

103 North Street, Leeds 7.

BEST price paid by return for new Valves and equipment. STAN WILLETTS, 43, Spon Lane, West Bronwich, Staffs. Tel.: WES 2392

WANTED! Valves—all types. Must be new. A. D. A. MANUFACTURING CO., 172, Alfreton Road, Nottingham

MISCELLANEOUS

—YOU READ MUSIC?

Then how about making yourself an electric organ? Constructional data available—full circuits, drawings and notes. It has 5 octaves, 2 manuals and pedals with 24 stops—uses 41 valves. With its variable attack you can play Classics and Swing.

Write NOW for free booklet and further details to C. & S., 20 Maude Street, Darlington, Durham.

HOW TO USE EX-GOV. LENSES AND PRISMS, Nos. 1 and 2 2/6 each. Lists free for S.A.E. H. W. ENGLISH, 469, Rayleigh Road, Hutton, Brentwood, Essex.

SELL BY POST — receive cash by post. Learn Mail Order Trading unlimited trade expansion. Mail-methods Manual shows how. Details, S.A.E.—MAILMETHODS (M.14) CO., 170, Old Christchurch Road, Bournemouth.

BOOKS & PUBLICATIONS

FIND TV SET TROUBLES IN MINUTES from the great book "The Principles of TV Receiver Servicing," 10/6 all book houses and radio wholesalers. If not in stock, from Secretary, I.P.R.E., 20, Fairfield Road, London, N.8.

SERVICE SHEETS

SERVICE SHEETS, TV 4/- ea., Radio 3/- ea. List 1/-. All orders dispatched on day received. Also Manuals for sale and hire. Mail orders only. **SULTAN RADIO, 29, Church Road, Tunbridge Wells, Kent.**

FAULTFINDER FILES. showing common faults that each receiver is prone to and other useful servicing information 2/- ea. List 9d., plus postage. S.P. DISTRIBUTORS, 11, Old Bond Street, London, W.1.

SERVICE SHEETS, Radio, TV 5,000 models. Lists 1/-. S.A.E. enquiries. **TELRAY, 11, Maudland Bk., Preston.**

SERVICE SHEETS

RADIO and Television

Over 100,000. S.A.E. for List. Large stock of obsolete Radio and Television Valves.

JOHN GILBERT RADIO

20 Extension
Shepherd's Bush Market, London W.12 SHE 3052

SERVICE SHEETS (1930-1961) from 1/- with free fault-finding guide. Catalogue 6,000 models 6d. Books, Components, Valves, Constructors Kits. Lists 3d. S.A.E. enquiries: **HAMILTON RADIO (W), 13 Western Road, St Leonards, Sussex.**

SERVICE SHEETS. We have the largest stock of Radio and TV Sheets in the country for sale at 4/- ea. Why tolerate delay in obtaining your supplies when we will dispatch by return? Radio and Television Service Sheet List 1/-. Also Manuals for sale and hire. List 9d. S.A.E. please. Mail orders only. S.P. DISTRIBUTORS, 11, Old Bond Street, London, W.1.

38 SET WALKIE TALKIE CIRCUIT INFORMATION

Alignment Procedure. Typical Faults in Ex. W.D. Sets. Component location diagrams. Circuit diagram. Complete Circuit description. Instructions for use, etc. P.O. 5/-. Address in block capitals, please.

CAMPBELL

Laundry Lane, Hungerford, Berks.

PUBLIC APPOINTMENTS

MEN with knowledge of basic principles of Radio and Radar required in the Meteorological Office. After short initial training, those appointed will maintain and operate radio and radar equipment, including facsimile apparatus. There are vacancies in various localities in the United Kingdom and opportunities to serve overseas. Starting salary for Radio (Meteorological) Technicians is £670 (national) at 25 or over, rising annually to £795 subject to deduction for each year below the age of 25. These rates are subject to a small deduction at certain provincial stations and to a small increase in London. Good promotion prospects and allowances for overtime, night duty, etc. Applicants must be British subjects.

Applications to **METEOROLOGICAL OFFICE (M.O.10/R/M/T)**, Victory House, London, W.C.2, or any employment exchange quoting King's Cross 3208.

SITUATIONS VACANT

CITY AND GUILDS (Electrical etc.) on "No pass—no fee" terms. Over 95% successes. For details of Electrical Engineering, Applied Electronics, Automation, etc., send for our 148-page handbook, free and post free. B.I.E.T. (Dept. 242a), 29, Wright's Lane, London, W.8.

A.M.I.Mech.E., A.M.Brit.I.R.E., City and Guilds, G.C.E., etc., brings high pay and security. "No pass—no pay" terms. Over 95% successes. For details of exams and courses in all branches of Engineering, Building, Electronics, etc., write for 148-page handbook, free. B.I.E.T. (Dept. 212B), London, W.8.

TV AND RADIO A.M.Brit.I.R.E., City and Guilds, R.T.E.B. Cert., etc., on "No pass—no fee" terms. Over 95% successes. For details of Exams and Courses (including practical apparatus) in all branches of Radio, TV and Electronics, write for 148-page handbook, free. B.I.E.T. (Dept. 212G), 29, Wright's Lane, London, W.8.

ENGINEERS required in London area for servicing telephone answering machines, dictating machines, and other electronic equipment. Apply in writing: **WESTREX CO., LTD., 45, Ealing Road, Wembley.**



A FIRST-CLASS JOB IN THE G.P.O.

Men between the ages of 20-35 are required to work in Central London on installing and maintaining telephone apparatus and transmission equipment. Older men, up to the age of 45, will be accepted, if they have the experience which is particularly suitable.

Commencing pay is £9.16.0 per week rising to £12.2.0.

Men who show ability to progress, will be given every opportunity to qualify for Technical Officer posts on which the salary is £300 a year rising to £350. Further promotion is available.

Apply in writing, stating age and experience to:

Chief Regional Engineer (Tel. S/D2A(X7)), London Telecommunications Region, Waterloo Bridge House, Waterloo Road, London, S.E.1.

EDUCATIONAL

LEARN RADIO AND ELECTRONICS the new practical way! Hosts of absorbing experiments carried out at home under expert guidance to teach you Radio in a new, enjoyable and interesting way. Construction, servicing and fault finding on equipment made easy for the first time! No previous experience needed. No mathematics used. Free brochure from: Dept. 11 P.W., **RADIO-STRUCTOR, 40, Russell St., Reading, Berks.**

FREE FROM THE I.P.R.E. Syllabus of famous radio and TV courses. Membership Conditions booklet. 1/-. Sample copy The Prac. Radio Engineer, 2/- post free. Secretary, 20, Fairfield Road, London, N.8.

EDUCATIONAL (continued)

City and County of Bristol Education Committee

BRISTOL TECHNICAL COLLEGE

School of Marine Radio and Radar

Courses are available for prospective Radio Officers in the Merchant Navy, leading to the 1st and 2nd Class P.M.G. Certificates, and for the M.O.T. Radar Maintenance Certificate.

Entry in January, April and September of each year.

Fees	P.M.G.	£7.10.0 per term
	Radar	25. 0.0.
	(Under 18)	£1. 0.0. per session)

For further particulars apply to the Registrar Bristol Technical College, Ashley Down Road, Bristol, 7.

WIRELESS. See the world as a Radio Officer in the Merchant Navy; short training period; low fees; scholarships, etc., available. Boarding and 1 Day students. Stamp for prospectus. **WIRELESS COLLEGE, Colwyn Bay.**

★ **LEARN** ★
RADIO & T/V SERVICING
for your **OWN BUSINESS/HOBBY**

● by a new exciting no-maths system, using practical equipment recently introduced to this country.

FREE Brochure from:— RADIOSTRUCTOR

DEPT. G77, READING, BERKS, 2/61.

"HOW AND WHY" of Radio and Electronics made easy by a new, no-maths, Practical Way. Postal instruction based on hosts of experiments and equipment building carried out at home. New courses bring enjoyment as well as knowledge of this fascinating subject. **FREE** brochure from: Dept. P.W. 12, **RADIOSTRUCTOR, 40, Russell Street, Reading, Berks.**

$$X = \frac{-b \pm \sqrt{b^2 - 4ac}}{2a}$$

DON'T FUMBLE with Formula. Master Mathematics in 6 weeks the Understandable Way. First lesson and details free from:



UNDERSTANDABLE MATHEMATICS
 IIF Dryden Chambers, Oxford St., London, W.1.
 Name.....
 Address.....

CRYSTAL CALIBRATOR No. 10. Good condition tested, with instruction manual. ONLY 59/6. P. & P. 3/6.

CANADIAN RECEIVER No. 52. 1.75-16 Mc/s (19.170 m.) in three wavebands. R.F. Mixer. Sep. Osc. 2 L.F.'s. Det./A.V.C. 1st Audio output. B.F.O. (10 valves), plus a 3-valve dual Crystal Calibrator. Controls. R.F. Gain. L.F. Gain. Cross Limiter. C.W. Filter. Variable Selectivity. Slow and Fast Tuning and Osc. Vernier Tuning. Man or A.V.C. B.F.O. pitch control. Internal 3in. speaker and valve check meter. Power supply required 160 v. H.T. 12 v. L.T. Data and Circuit supplied. A really excellent receiver. £8.19.6. carr. 15/6. Power supply Unit. 59/6. carr. 1/6.

GRAMOPHONE MOTORS. A.C. mains. Garrard AC-6, 78 r.p.m. For replacements. BRAND NEW. Boxed 35/-. Post 2/6. **MINIATURE 373 L.F. STRIPS.**—For P.M. tuner described in P.W. With 3 of EF91, 2 of EF92 and EB91. A fresh release enables us to offer these once again. BRAND NEW with circuit and full P.W. Reprint. 35/-. OR less valves, 12/6. Post either 2/6.

DEAF AID—MEDRESO TYPE (3 min. batt. valves). Complete with min. xtal earphone, earbuds and leather case. Brand New 35/- or with batteries £2 post free

R-1155-B. With latest drive, first class condition. £9.19.6. Minis Power Pack. £6.10.0. Data book, 1/3 post paid. **Moving Coil Phones.** Finest quality Canadian, with Chamols ear-muffs and leather-covered headband. With lead and jack plug. Noise excluding, supremely comfortable. 19/6. post 1/6.

GIANT COMPONENT PARCEL. Contains 100 1 and 1 watt resistors, 50 1/2 100 resistors, wire-wound resistors, carbon and W/W pots, 100 capacitors, (mica, paper, Sprague, bias, variable, etc.) valveholders, lac strips, metal rectifiers, sleeving, etc. All components are unused. **GUARANTEED VALUE, 25/-,** plus 2/6 post.

CR100 COMMUNICATION RECEIVERS. Covers 60 Kcs—30 Mc/s in 6 bands, 11 valves, 2 R.F. and 9 L.F. stages. Crystal gate, B.F.O. etc. Ready for 200-250 v. A.C. mains 21 watts output (or 3 ohms speaker. SUPERB CONDITION AND OUTSTANDING PERFORMANCE for ONLY £21. S.A.E. for illustrated details.

RCA AH-88 SPEAKERS. 3Ω 6in. P.M. speaker in heavy gauge black cracked steel cabinet 11 x 10 x 6in. with rubber feet. Super Quality unit. Brand New, for only 45/-, p. 3/6.

CHARLES BRITAIN (RADIO) LTD.

11 Upper Saint Martin's Lane, London, W.C.2
 Temple Bar 0545. Shop Hours 9-6 p.m. (9-1 p.m. Thursday).
 Open All Day Saturday.

EXPRESS ELECTRONICS

ROSEDENE LABORATORIES
KINGSWOOD WAY, SELSDON, SURREY
VALVES NEW TESTED AND GUARANTEED FOR THREE MONTHS

1C1	7/8	6BW6	7/8	25A00	8/6	6XCC2	7/6	6CC84	9/-
1C2	8/-	6BW7	7/-	2518GT	8/6	6XCS3	7/6	6CC80	9/-
1F1	8/-	6C10	9/-	25240	9/-	6XC84	9/6	6CF82	7/6
1F2	7/8	6D12	8/6	30C1	9/-	6XFS0	8/6	6CL82	8/-
1FD1	8/-	6D12	8/6	30L1	9/-	6XFS2	8/6	6CL84	7/8
1FD9	7/8	6H8GT	2/-	35L8GT	9/-	6XH12	9/-	6PL81	9/8
1L4	6/8	6J7GT	7/8	36W4	8/6	6XC81	10/-	6PL82	7/-
1P1	8/-	6K7G	5/8	36Z4GT	8/-	6XL80	8/6	6PS1	8/8
1P10	7/8	6K84	5/-	5763	7/8	6XL82	9/6	6PS2	7/8
1P11	7/8	6Q7GT	8/6	80	8/-	6XF1	9/-	6Y88	7/8
1R5	5/8	6M74T	6/-	DAF91	7/8	6EFS0	8/6	R19	11/6
1S5	6/8	6N7GT	4/8	DAF96	8/6	6EFS6	9/-	TH41	15/6
1T4	7/8	6V80	7/8	DF91	7/8	6EFS1	8/6	U26	9/8
1T5	6/-	6X4	7/-	DF96	8/6	6EFS2	8/6	U59	7/8
304	8/-	6X5G	8/-	DH74	7/8	6EL41	8/6	U78	7/8
84	7/8	6X8GT	6/-	DH77	7/-	6EL84	7/-	U78	7/8
8V	8/-	7B7	7/8	DH142	8/6	6MR4	7/-	UBC41	8/6
51 10	7/8	7C5	7/8	DH150	10/-	6V51	7/8	UCB42	9/6
330T	7/8	787	9/8	DK91	7/8	6V51	10/-	U41	8/8
6Z4G	9/6	8D8	8/-	DH152	7/8	6Z80	7/8	U41	8/6
6AK6	6/8	12AH8	10/-	DK96	8/6	6Z80	6/-	U41	7/8
6AL5	3/6	12AT7	5/-	DL92	7/8	6Z81	8/-	W76	6/8
6AM6	3/-	12AU7	7/8	DL84	7/8	6Z80	9/6	W132	8/8
6AB6	7/8	12AX7	7/8	DL96	8/-	6Z86	11/6	X17	7/8
6BA6	7/-	12BH7	10/8	EB91	3/6	N15	7/8	X142	9/6
6BE6	7/-	12K0T11/-	EB84	10/-	N18	8/-	N150	9/8	
6BR7	8/8	12Q7GT	7/8	EB180	8/6	N19	7/8	Z77	3/8
6BS7	10/8	18A5	9/-	EC181	5/-	N87	10/8	Z117	7/8

VOLUME CONTROLS MIDGET SIZE LONG SPINDLES. L.P. switch, 8/8. S.P. 3/3. Lese switch, 2/6. Values 10K to 2M. Pre set 2/6.

MATCHED PAIRS

EL84 17/-, 6V6G 17/-, 6HW6 18/- per pair. Push Pull O.P. Transformers for above 3-15Ω 14/6. P. & P. 1/6. 12" P.M. Speakers 3Ω 2/6. Baker's Selhurst's 12" 15Ω 15W 90/-, P. & P. 2/6. 12" Stereo Model 27.7.0.

SETS OF VALVES

DK91, DF91, DAF91, DL92 or DL94	19/8	6H42, EF41, EB41, DK96, DF96, DAF96, DL96	27/8	6L41, 6Z40	37/8
1C3, 1F1, 1FD1, 1P1	27/8	6U41, 6U41, 6BC41, 1R5, 1T4, 1S5, 3S4, or 8V4	19/8	U141, UY41	35/8


Postage and packing 6d. Over £1 post free. C.O.D. 1/6.

BE TRANSISTOR-WISE! BE POCKET-WISE!

"RECO" TRANSONA-3


(3 Ediswan Transistors)

M/L waves Ferrite rod aerial. Tuning condenser. Home, Light and Radio Luxembourg (no. Complete kit with easy-build plans and "Sonotone" miniature earpiece. 55/-. With "Min. speaker." 49/6. Post etc. 2/6.



NEW! "RECO" PUSH-PULL SIX KIT

(6 Ediswan transistors and 2 diodes)



M/L waves and Trawler Band (short wave coil free on request). Tonal quality of a TRF. Performance as Transigen-3 but full loudspeaker strength. 9,000 lines 3in. loudspeaker with full-tone output. Without doubt the finest value in transistor kits today. Competitively priced at £6/19/6, post etc. 2/6. (Case 6½ x 4½ x 1½in. approx.)

"RECO" TRANSIGEN-3

(3 Ediswan transistors)



M/L waves and T.B. High-gain ferrite rod aerial. XA104 (Ediswan) RF stage. On test (50 miles London) tuned in Home, Light, Third, AFN, Radio Luxembourg and many others at good

headphone strength. A really fine transistor kit complete with easy-build diagrams, and "Sonotone" min. earpiece 69/6. If reception conditions warrant a 3in. speaker may be fitted under speaker grille. (Case as P.P.5.)

"RECO" PUSH-PULL FOUR

(4 Ediswan transistors)

M/L waves with 2 S/W coils free upon request. **HIGH-GRADE** speaker affording fine tonal quality. Ferrite rod aerial. Bias sensitivity volume control. Complete kit with easy-build diagrams £4/19/6. Post etc. 2/6. Uses 4½ v. flashlamp battery.



"RECO" PUSH-PULL FIVE

(5 Ediswan transistors)

M/L waves and T.B. Indoors or outdoors this brilliant radio brings Home and Continental stations to your finger tips. 3in. Golden - Tone Speaker. 6in. Ferrite Rod Aerial. EDISWAN XC101's (1350 mw). Push-pull output stage. Gleaming pale blue styrene case with speaker grille in red. Complete kit with easy-build diagrams £5/19/6. Post etc. 2/6. Dorset customer writes:—"Makes fine car radio."

"RECO" SUPER TRANSIGEN-4

(4 Ediswan transistors)

As Transigen-3 but with 3in. speaker. Complete kit £4/19/6. (XA104 XB113, XC101, XC101).

"RECO" SENSITONE THREE

(5 stage reflex) Medium and Long Wave

Uses latest Ediswan Transistors for sensitivity and selectivity. Improved. Inbuilt ferrite rod aerial. Fitted volume/sensitivity control. Appearance as Transigen 3. Easy build diagrams. 3in. moving coil speaker. Complete kit, £4.9.6.

Overseas customers please add 3/6 extra for post. Circuits only and parts price list 2/6 for 6.

AFTER SALES SERVICE

Radio Exchange Company

27 HARPUR STREET, BEDFORD
 (Opposite Co-op). Phone 2367
 Closed Sat. 1 p.m.

CODAR "CLIPPER"

All Band Receiver, 10-2000 metres!



Anyone can build this amazing radio in one evening. Listen to:
 ★Amateurs, shipping, aircraft, short, medium and long wave stations throughout the world!
 ★Precision 7 x 4in. dial with two pointers, dual slow motion 8-1 and 48-1 ratios, complete with escutcheon!
 ★Bandspread on ALL bands!
 ★Air-spaced tuning and regeneration condensers!
 ★Polystyrene iron-cored plug-in Coils!

Tremendous performance with latest circuitry using Hi-gain regenerative valve detector PLUS Transistor Booster Stages! Transistor stages are completely assembled tested, in sealed cans, only 3 wires to connect! Chassis 8 x 5 1/2 in., all holes punched, ready for simple assembly with step-by-step instructions. Uses small standard dry batteries which will last many months.

"CLIPPER" Kit, complete with all components, valve, one transistor stage, nuts, bolts, wire, 2 coils 20-60 and 55-180 metres 79/6, P. & P. 2/-
 Extra transistor stage can be added at any time.

"SUPER CLIPPER" Kit, complete, two transistor stages 88/6, P. & P. 2/-
 Optional Front Panel, 10 x 7 1/2 in., beautiful stoved Silver Hammer finish, dial aperture and holes punched, dial glass 6/9, P. & P. 1/6.

Send 3d. stamp for Leaflet NOW

CODAR (RADIO) CO.

Colebrook Road, SOUTHWICK, Sussex

ERSIN MULTICORE SOLDERS

for a first class joint every time

Ersin Multicore contains 5 cores of extra-active, non-corrosive Ersin Flux. Prevents oxidation and cleans surface oxides.

SIZE 1 CARTON
5/-



HANOYMAN'S CARTON

Suitable for 200 average joints. **6d.**

HOME CONSTRUCTORS 2/6 PACK

In addition to the well-known Home Constructors Pack (containing 19ft. of 18 s.w.g. 60/40 alloys) a similar pack is now available containing 40ft. of 22 s.w.g. 60/40 alloy especially suitable for printed circuits.



Wherever precision soldering is essential, manufacturers, engineers and handymen rely on MULTICORE. There's a MULTICORE SOLDER just made for the job you have in hand. Here are some of them.

SAVBIT TYPE 1 ALLOY

A specially formulated alloy to reduce the wear of soldering iron bits. Contains 5 cores of non-corrosive Ersin Flux and is ideal for all soldering purposes.



SIZE 1 CARTON 5/-

Available in three specifications.

BIB WIRE STRIPPER AND CUTTER

Strips insulation without nicking wire, cuts wire cleanly, splits extruding flex. **3/6 each**



MULTICORE SOLDERS LTD.,

MULTICORE WORKS, HEMEL HEMPSTEAD, HERTS. (BOXMOOR 3658)

FREE TO AMBITIOUS ENGINEERS

— THE LATEST EDITION OF ENGINEERING OPPORTUNITIES

Have you sent for your copy?

ENGINEERING OPPORTUNITIES is a highly informative 156-page guide to the best paid engineering posts. It tells you how you can quickly prepare at home for a recognised engineering qualification and outlines a wonderful range of modern Home Study Courses in all branches of Engineering. This unique book also gives full details of the Practical Radio & Electronics Courses, administered by our Specialist Electronics Training Division—the B.I.E.T. School of Electronics, explains the benefits of our Employment Dept. and shows you how to qualify for five years promotion in one year.

We definitely Guarantee
"NO PASS — NO FEE"

Whatever your age or experience, you cannot afford to miss reading this famous book. If you are earning less than £25 a week, send for your copy of "ENGINEERING OPPORTUNITIES" today—FREE.

BRITISH INSTITUTE OF ENGINEERING TECHNOLOGY (Incorporating E.M.I. Institutes)
 (Dept. SE/21), 29 Wright's Lane, London, W.8

WHICH IS YOUR PET SUBJECT?

Mechanical Eng.,
 Electrical Eng.,
 Civil Engineering,
 Radio Engineering,
 Automobile Eng.,
 Aeronautical Eng.,
 Production Eng.,
 Building, Plastics,
 Draughtmanship,
 Television, etc.

GET SOME LETTERS AFTER YOUR NAME!

A.M.I.Mech.E.
 A.M.I.C.E.
 A.M.I.Prod.E.
 A.M.I.M.I.
 A.I.O.B.
 A.F.R.Ae.S.
 B.Sc.
 A.M.Brit.I.R.E.
 City & Guilds
 Gen. Cert. of Education
 Etc., etc.

PRACTICAL EQUIPMENT

Basic Practical and Theoretic Courses for beginners in Radio, T.V., Electronics, Etc., A.M.Brit.I.R.E. City & Guilds Radio Amateurs' Exam. R.T.E.B. Certificate P.M.G. Certificate Practical Radio Radio & Television Servicing Practical Electronics Electronics Engineering Automation

INCLUDING TOOLS!

The specialist Electronics Division of B.I.E.T. (Incorporating E.M.I. Institutes) NOW offers you a real laboratory training at home with practical equipment. Ask for details.

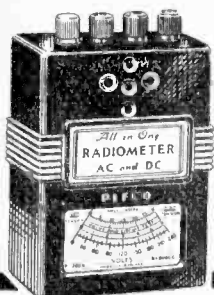
B.I.E.T. SCHOOL OF ELECTRONICS



POST COUPON NOW!

■ Please send me your FREE 156-page "ENGINEERING OPPORTUNITIES"
 ■ (Write if you prefer not to cut page)
 ■ NAME
 ■ ADDRESS
 ■ SUBJECT OR EXAM THAT INTERESTS ME (SE/21)

THE B.I.E.T. IS THE LEADING ORGANISATION OF ITS KIND IN THE WORLD



Solve that Circuit trouble!
PIFCO Radiometer

Not only circuit tests but everything electrical can be tested with this handy compact meter. Tests H.T. & L.T. Valves, components, electrical appliances and car lighting systems, etc. May be used on A.C. & D.C. mains.

See the Radiometer at your dealer or write for illustrated leaflet to:—

only **32/6**
complete

PIFCO LTD.
WATLING STREET · MANCHESTER

GAZAK This month's bargains

AMERICAN "SIGNAL" MORSE KEYS
Type M100 with switch. This excellent, lightweight, fast key is currently priced in U.S.A. at \$6.85 (£2 10s). and is offered at only 12/6, p. & p. 1/6. Makes an acceptable present for the enthusiast.

AERIAL EQUIPMENT

TWIN FEEDER. 300 ohm twin ribbon feeder, similar K25 6d. per yard. K35B Telcon (round) 1/6 per yard. Post on above feeder and cable 1/6 any length.

COPPER WIRE. 14 G., H/D 140it. 17/-; 70it. 8/6. P. & P. 2/- Other lengths *pro rata*. Stranded 7/25. 140it. 10/-; 70it. 5/-, P. & P. 2/-.

RIBBED GLASS. 3in. aerial insulators, 1/6 each. P. & P. 1/6. **CERAMIC FEEDER SPREADERS.** 6in. type F.S. 10d each or 9/- dozen. P. & P. 2/-.

CERAMIC "T" PIECES Type A.T. for centre of dipoles. 1/6 each. P. & P. 1/-.

2 METRE BEAM 5 ELEMENT W.S. YAGI. Complete in box with 1 x 2 1/2in. mast head bracket. PRICE 49/-. P. & P. 3/6.

SUPER AERAXIAL CABLE. 75 ohm, 300 watts, very low loss. 1/8 per yard. P. & P. 1/6. 50 ohm, 300 watt coax, very low loss. 1/6 yd. or 20 yds. 27/6. P. & P. 1/9.

HEADPHONES H.R. TYPE. 4,000 ohms., very sensitive. ONLY 12/6 pr. P. & P. 1/6. C.L.R. Type (low res.), 8/6. P. & P. 1/6.

ABSORPTION WAVEMETERS. 3.00 to 35.00 Mc/s. in 3 switched bands, marked on scale. Complete with indicator bulb. **A MUST** for any Ham shack. ONLY 19/6, post free.

VARIABLE CONDENSERS. All brass with ceramic end plates and ball race bearings. 50 pF 5/9. 100 pF 6/6. 160 pF 7/6. 240 pF 8/6, and 300 pF 9/6. All fitted with rear extension for 'varising'. P. & P. 1/- Also Flexible Couplers 1/- each.

CHAS. H. YOUNG LTD.


THE COMPONENT SPECIALISTS

Dept. "P" 110 Dale End, Birmingham 4. (ICEN 1635) (No C.O.D. under £1 please). (By return service)

FOLLOWING THE STUPENDOUS SUCCESS OF THE "MIRACLE" WE NOW INTRODUCE FOR 1961

THE CONTESSA

A really remarkable 2 BAND 6 TRANSISTOR SUPERHET KIT (As displayed at the Radio Hobbies Exhibition).



The CONTESSA is the professional looking set with the professional performance. Study these brilliant features which cannot be found in any other kit.

- Waveband Coverage of 530 k/cs to 1620 k/cs and 160 k/cs to 270 k/cs.
- Assured reception of at least a dozen stations in daylight!
- Large clearly-calibrated station-named dial.
- Internal high-gain Ferrox Aerial.
- 5.1 rration slow motion tuning.
- Fitted with the latest 12000 line high-flux loudspeaker.
- Power of 410 milliwatts from the single-ended push pull final stage.
- Specially designed aerial matching coil for use in a CAR.
- Only first grade fully guaranteed Mazda matched transistors and diodes are used.
- Double tuned IF transformers for maximum gain and knife-edged selectivity.
- Fully drilled printed circuit panel marked with component numbers.
- The two colour case measures 10 x 7 1/2 x 3 1/2 in. and weighs approx. 4 lbs.
- Battery lasts 4 months with normal usage.
- Book supplied with detailed assembly instructions, diagrams and circuitry.
- Anyone can build this set—everything supplied just a soldering iron required!

Inclusive price for all associated components cabinet and battery, complete in every detail. **£11.10** Plus

3/6 Regd. P.P. Or our BUY AS YOU BUILD SCHEME, any parts sold separately. Send for comprehensive descriptive manual and parts list 3/6 post free.

RADIO CLEARANCE LTD.

27 Tottenham Court Road London W.1

Telephone: Museum 9188

SELENIUM RECTIFIERS

F. W. BRIDGE	H.T. Types H.W.
6/12 v. 1 a... 3/11	150 v. 40 m.a. ... 3/9
6/12 v. 2 a... 6/11	250 v. 50 m.a. ... 3/11
6/12 v. 3 a... 8/9	250 v. 60 m.a. ... 4/11
6/12 v. 4 a... 12/3	250 v. 80 m.a. ... 5/11
6/12 v. 6 a... 15/3	250 v. 250 m.a. ... 11/9
6/12 v. 10 a... 25/8	(CONTACT COOLING)
6/12 v. 13 a... 35/9	250 v. 80 m.a. H.W.
24 v. 2 a... 14/9	6/11 250 v. 75 m.a.
	F.W. (Bridge) 10/11

B.S.R. MONARDECK TAPEDECKS
Speed 3 1/2 in. per sec. High quality recording heads. 7 gns. Carr. 5/-.

Suitable polished veneered walnut carrying case for above 39/6. (Space for amplifier).

EX-GOVT. CASES. Size 14-10 1/2 in. high. Well ventilated. black crackle finished. undrilled cover. IDEAL FOR BATTERY CHARGER OR INSTRUMENT CASE OR COVER COULD BE USED FOR AMPLIFIER. Only 9/9, plus 2/- postage.

HI-FI 10 WATT AMPLIFIERS
Slightly store soiled but guaranteed unused and in perfect order. Fitted Mullard valves. Dual inputs for "mike" and gram, etc. Bass and Treble Controls. High sensitivity and quality. For 6 gns. 230-250 v. A.C. Carriage 7/6.

R.C.A. TRANSCRIPTION PICK-UPS
Variable reluctance type for 78 r.p.m. and L.P. records. Normal price approx £4. Limited number, brand new perfect, at £3.19.6.

B.S.R. U48 AUTO-CHANGERS. With Turn-over Crystal Head. £6.19.8. carr. 5/-.

COLLARO CONTINENTAL DE LUXE MIXER AUTO-CHANGERS with Txs8 Transcription Pick-up. Very limited number at only £9.19.6. carr 5/-.

SPECIAL OFFER!

BRAND NEW CURRENT PRODUCTION TAPE RECORDERS BY LEADING MAKERS.

83 GN Model. 42 gns., Carr. 10/- 42 GN Model. 29 gns., Carr. 7/6. 28 GN Model. 17 gns., Carr. 6/6. All with manufacturers guarantees.

MULTI-METERS. Ferranti Universal A.C./D.C. 59/6.

CABY A10. Basic Meter sensitivity 155 micro-amps. A.C. and D.C. ranges. £4.10.0.

CABY B20. Sensitivity up to 10,000 ohms per volt. A.C. and D.C. £6.10.0.

TAYLOR MODEL 127A. 20,000 ohms per volt. 20 megs. 20 ranges £10. S.A.E. will bring descriptive leaflet for any of above except Ferranti.

MICRO-AMMETERS. 3 1/2 in. diam. 0-50 micro-amps. 33/9, 3 1/2 in. diam. 0-500 micro-amps. 39/9.

RELAYS. Carpenters' Type. Polarised. 2 times 9,500 turns at 1,685 ohms. 13/9. Miniature Moving Coil Differential Type. Single pole 2-way, or centre stable. Two coils each 350 ohms. Minimum operating current 140 micro-amps, nominal 400 micro-amps maximum 8 milli-amps. Two way contact current 100 mA at 50 v. A.C. or D.C. Size 1 1/2 x 4 x 1 1/2 in. approx. 13/9. Miniature Type G.E.C. 670 Sealed, wire ends. 4 covers. platinum M1095. 12/9.


SPECIAL OFFER EX-GOVERNMENT SELENIUM RECTIFIERS. 12v. 15 amp. with large square cooling fins. 19/9 each.

EX. GOVT. SMOOTHING CHOKES. 200 mA. 3-5 H. 50 ohms, Parmeko 8/9; 100 mA. 5 H. 100 ohms 3/11; 150 mA. 10 H. 50 ohms 9/8; 80 mA. 20 H. 900 ohms 5/8; 120 mA. 12 H. 100 ohms 8/9; 50 mA. 5 H. 1,000 ohms 6/9; 100 mA. 10 H. 100 ohms 6/9; 60 mA. 5-10 H. 250 ohms 2/11.

EX. GOVT. MAINS TRANSFORMERS
Primaries 200-250 v. 50 c.p.s. A.C. .. 10/11
250 v. 60 m.a. 6.3 v. 2 a. ... 21/9
270-0-273 v. 100 m.a. 8.3 v. 7 a. 5 v. 3 a. 21/9
300-0-300 v. 60 m.a. 6.3 v. 2 a. ... 12/11
300-0-300 v. 100 m.a. 6.3 v. 2 a. 5 v. 2 a. 18/9
350-0-350 v. 180 m.a. 6.3 v. 5 a. 5 v. 3 a. 27/9
10 v. 10 a. Parmeko Fully Shrouded 16/9
5 v. 10 a. Parmeko .. 11/9
4-4 v. C.T. 6-8 amps. Parmeko .. 7/9

2 VOLT ACCUMULATORS
Varleys small size 4 x 3 x 1 1/2 in. 2 v. 14 A.H. brand new. 6/9 ea. 3 for 15/6.

FIELD TELEPHONES



With bell. Require only small battery. Suitable for office, factory, warehouse, or outside communication. 59/6 each.

R.S.G. BRADFORD MANCHESTER (LEEDS) LTD. and LEEDS

TERMS: C.W.O. or C.O.D. No C.O.D. under £1. Post 1/9 extra under £2. 2/9 extra under £5 Open 9 to 6. Weds. until 1 p.m. Trade supplies. S.A.E. with all enquiries.
Mail Orders to 29-31 Moorfield Road, Leeds 12.
Callers to 5 and 7 County (Mecca) Arcade, Briggate, Leeds 1. and 8-10 Brown Street (Market Street), Manchester 2. or 56 Morley Street (next to Majestic Ballroom), Bradford.

H.A.C. SHORT-WAVE EQUIPMENT AND SHORT-WAVE KITS

Famous for over 25 years for S.W. Receivers and Kits of Quality.

H.A.C. were the original suppliers of SHORT-WAVE RECEIVER KITS for the amateur constructor. Over 10,000 satisfied customers—including Technical Colleges, Hospitals, Public Schools, Hams, etc.

Improved designs with Denco coils One-valve Kit, Model "C." Price 25/- Two-valve Kit, Model "E." Price 50/- New Addition: Model "K." Super sensitive "All Dry" Receiver. Special incl. price. Complete Kit. 77/-.

All kits complete with all components, accessories and full instructions. Before ordering call and inspect a demonstration receiver or send for descriptive catalogue and order form.

POST THIS COUPON NOW!


"H.A.C." SHORT-WAVE PRODUCTS (Dept. TH), 11 Old Bond Street, London W1

Please send me FREE and without obligation your 1961 literature.

NAME.....

ADDRESS.....

REPANCO "Kidset" Transistor Radio



- * DUAL WAVE PERMEABILITY TUNED
- * COMPLETE WITH BATTERY
- * ATTRACTIVE RED CABINET

33/-

LIGHTWEIGHT PHONES 17/6
Radio Experimental Products Ltd. 33 MUCH PARK ST. COVENTRY

DO IT YOURSELF

Build your own electronic keyboard. Build your own electronic keyboard and play everything! Send for free leaflet. Guitar, cello, flute and trumpet are all easy. Write now...

C. & S., 20 Maude Street, Darlington, Co. Durham.

NEW VALVES!

Guaranteed Set Tested 24 HOUR SERVICE

1R5, 1S5, 1T4, 3S4, 3V4, DAF91, DF91, DK91, DL92, DL94, SET of 4, 18/6.

DAF96, DF96, DK96, DL96, SET of 4, 26/-.

1D5	7/-	DL92	5/11	PCF82	7/8
1R5	5/-	DL94	6/9	PCL82	7/8
1S5	4/8	DL96	6/9	PCL83	11/-
1T4	3/9	EB91	3/-	PCL84	7/6
3S4	5/11	EBC41	7/6	PL36	10/9
3V4	6/9	EBF80	7/9	PL81	8/9
5U4G	4/3	EBL21	12/6	PL82	7/-
5Z4GT	5/8	ECC81	4/9	PL83	7/-
5Z4G	7/3	ECC82	5/9	PL84	9/6
6AM6	2/9	ECC83	6/3	PY32	10/3
6K7G	1/9	ECC84	8/-	PY80	7/6
6K8G	4/9	ECC85	7/9	PY81	6/3
6R7G	5/8	ECC86	8/3	PY82	6/3
6V8G	4/9	ECP82	8/3	PY83	7/3
6V8GT	6/8	ECH21	12/6	U25	12/-
6X5GT	4/9	ECH42	7/9	U26	10/-
12K7GT	4/8	EF40	7/6	UABC90	7/6
12K8GT	4/8	EF41	7/6	UAC42	8/8
12Q7GT	4/6	EF80	4/9	UBC41	7/-
35L6GT	6/8	EF85	5/6	UBF80	8/8
35Z4GT	5/3	EF86	5/6	UCC85	7/-
6P35	8/8	EF89	6/9	UC21	12/6
CL33	11/9	EF91	2/9	UCH42	7/6
DAC32	6/8	EL41	7/-	UCH81	8/-
DAF91	4/8	EL84	6/3	UCL22	10/-
DAF96	6/9	EY51	7/3	UCL83	13/-
DF36	9/8	EY66	7/6	UF41	7/9
DF91	3/9	EZ40	6/-	UF85	8/8
DF96	6/8	EZ41	6/9	UF89	6/6
DH77	8/-	EZ80	5/9	UL41	7/-
DK32	11/-	EZ81	6/9	UL84	7/-
DK91	5/-	GZ30	8/6	UY21	11/-
DK92	7/3	MU14	7/-	UY41	5/9
DK96	6/9	PCC84	7/3	UY85	6/3
DL33	8/8	PCC89	10/-	VP4B	8/8
DL35	9/6	PF80	7/3	Z77	2/9

Postage 6d. per valve extra. Any Parcel Insured Against Damage in Transit 6d. extra Any C.O.D. Parcel 2/6 extra. Office address, no callers.

GERALD BERNARD 90 CARR MANOR AVENUE LEEDS 17

AERIALS

BAND I BAND II BAND III

Combined Arrays I and III

- 1+3 Element Loft Mounting .. 38/3
- 1+5 Element Loft Mounting .. 46/9
- 1+3 Element Wall Mounting .. 15/3
- 1+5 Element Wall Mounting .. 61/-
- 1+3 Element Chimney M'ting. 57/10
- 1+6 Element Chimney M'ting. 66/9

Band I

- Single Dipole Wall Mounting .. 24/7
- Single Dipole Chimney M'ting. 40/2
- N Aerial Chimney Mounting .. 62/3
- H Aerial Chimney Mounting .. 67/7

Band III

- 3 Element Yagi Wall Mounting 33/-
- 6 Element Yagi Wall Mounting 43/-
- 9 Element Yagi Wall Mounting 56/-
- Chimney Lashing Mounting add 10/-
- Double 6 Array, only with clamp 83/-

Band II

- Single Dipole Wall Mounting .. 20/5
- Single Dipole Chimney M'ting. 29/9
- H Array Chimney Mounting .. 52/4

REPAIR KITS

- Band III Folded Dipole with Insulator. Complete .. 9/3
 - Band I Insulator With Two 1/2 inch Dipoles For 1 or 2 inch Booms. Complete .. 19/5
 - 6 inch Lashing Kit. 12/11. 7 1/2 inch Lashing Kit .. 14/8
 - 8 inch Wall Bracket With U Bolts .. 7/10
 - 1-1: 1-1 inch Clamps. 7/10. 1-2 inch Clamps Universal 5/4
 - Bracket Repair Kit. J Bolts. U Bolts. 20ft. Lashing Wire. Thimbles. Corner Plates .. 6/-
 - Insulators. All Types .. (Enquire)
 - Co-Ax. Semi Air Spaced, 7d. Vd. .. Plugs. 1/2
- Send 6d. for Lists. Please state Channel when ordering.
Cash with Order. Post and Packing 3/- extra.

SATISFACTION OR MONEY BACK GUARANTEE

WALKER & SQUIRES

PINNOX STREET, TUNSTALL, STOKE-ON-TRENT

Phone: Stoke-on-Trent 89767

Become a Television expert this easy way

The Bennett College offers you a complete course

THE Bennett College offers you personal tuition in a course that's non-mathematical and particularly easy to follow. It contains clear diagrams which cover everything you want to know from beginning to end (and even includes the basic principles of sound radio if you wish).

The complete home-study course covers everything: Production of the signal, scanning and reproduction of picture from signals. Aerials, types and purpose. The cathode-ray tube. Time-base oscillators, and output circuits. Synchronisation. Video frequency amplifiers. The TV tuner, turret incremental, etc. Television test gear. Television faults.

For more details, please fill in the coupon below. Your studies cost very little and the book you need is included in the cost.

To THE BENNETT COLLEGE (Dept. B104NTV, Sheffield)
Please send me details of the new
TELEVISION SERVICING COURSE

NAME

ADDRESS

AGE



Dept. B

152/153 Fleet St., London, E.C.4. Tel. FLE 2833

Business Hours: Weekdays, 9-6 Saturdays, 9-1

Stockists for

AMPLIFIERS, V.H.F. TUNERS, HI-FI SPEAKERS BY ALL THE LEADING MANUFACTURERS

THE NEW JASON range

for CONSTRUCTORS

- ★ JTV2 Tuner completely assembled ready for use £25.7.
- ★ FMT1 FM Tuner. In kit form for cabinet mounting. One of the most popular tuners. Up to 60 miles normal range. Including valves £6.15. Power Pack kit £2.14.9.
- ★ FMT2. In kit form with free standing case with power pack. Including valves £8.19.6.
- ★ FMT3. Variable tuner 88-108 mc/s. Variable AFC control dual limiters. approx. 80 mile range. including valves £10.19.6.
- ★ JTV2 Tuner self-powered switched tuner for FM and TV sound. Both BBC and ITA as required, including valves £13.19.6.
- ★ MERCURY II switched FM/TV sound tuner in kit form for building into cabinet, including valves, £10.10. Power pack kit, £2.14.9.
- ★ EVEREST 6 s/het transistor, portable, p/pull output, high quality speaker, matched transistors, neatly designed case, aerial input for use in car, complete kit £13.19.9.
- ★ EVEREST 7 transistor s/het portable, p/pull output, high quality speaker, extra RF stage, neatly designed cabinet, aerial input for use in car, all components complete £15.18.9.
- ★ 2/6 post and pkg. on all the above, S.A.E. for details.


PORTABLE BATTERY ELIMINATOR

MADE BY COSSOR

Housed in two containers which are to replace AD35 and B125 Batteries. 39/6, plus 2/- P. & P. Only suitable for use with Dk96 Series valves.

LIMITED NUMBER THIS STEREO OFFER!

Compact Stereo amplifier, 3 watts each channel using 2-ECL82, 1-EZ80, separate balance and tone controls, volume and on/off switch channel reverse switch designed for crystal pick-up separate power pack, including 2-6 1/2 P.M. speakers in cabinets, finished imitation Rexine. Complete and ready for use £8.19.6. P. & P. 10/-.




- ★ DECCA PORTABLE AMPLIFIER. As supplied in famous DECCAMATIC III. Complete with small cream knobs. Full range tone and volume controls. Employs ECL82 valve, Metal Rectifier. Size 3 x 3 1/2 x 8 1/2 in. Only 59/6 plus 2/6 P. & P.
- ★ SPECIAL CELESTION B x 6 in. elliptical high flux loudspeaker to fit. 30/- plus 1/- P. & P.

A SNIP FOR CONSTRUCTORS

Build the Labgear Audio Output meter. Two ranges—25 milliwatts to 1 watt, 1 watt to 100 watts. Accuracy 5% input impedance 3, 15 and 600 ohms. Printed circuit. All components including O-IMA moving coil meter and silver hammer tone enamel case. Kit complete with instructions 59/6, post and pkg. 1/6.

MORE "CONCORD" BARGAINS



Only **£5.10.0**. Build this beautiful "Symphony" radio for only **£5.10.0**. Sturdy, exceptionally well finished cabinet with horizontal dial. Covers all medium and long waves. Good selectivity and very good quality reproduction. For A.C. mains 240/250 volts. All high quality parts, gold insert knobs, etc. No knowledge needed—our **SIMPLE CONSTRUCTION ENVELOPE** makes it as easy as A. B. C. All our parts tested.

CAN BE BUILT FOR ONLY £5.10.0 including construction envelope and everything down to the last nut and bolt. Post and packing 4/- extra. C.O.D. 2/6 extra. (Parts sold separately, Components price list 1/-)

Only **£8.17.6** BRAND NEW! the latest 4-speed Autochanger. B.S.R. UA14. few only. Our Price **£8.17.6**. P. & P. 3/6. BRAND NEW! the B.S.R. 4-speed Autochanger. UA8. few only left. Our Price **£6.19.6**. P. & P. 3/6. BRAND NEW! the COLLARO Junior 4-speed record player. Our Price **75/-**. P. & P. 3/6. BRAND NEW! COLLARO Conquest. 4-speed Autochanger. Our Price **£7.19.6**. P. & P. 3/6.

Only **35/-** The "Copy" transistor radio is very sensitive—ideal for Office, Bedroom, Holidays, etc. Fits in the palm of your hand. Months' and months' listening on a 7d. battery. Can be built for only **35/-** inc. everything. Our **SIMPLE CONSTRUCTION ENVELOPE** makes it easy as A. B. C. Post and packing 2/- ex. (C.O.D. 2/6 ex.) Parts sold sep. Components price list 1/-.



CONCORD ELECTRONICS (Dept. PW27)

210, CHURCH ROAD, HOVE, SUSSEX. Orders receive prompt attention. Cheques accepted. Cash on delivery 2/- extra. Please print name and address in block letters. Suppliers to Schools, Universities, Government and Research Establishments. Complete range of components and valves stocked. Regret no C.O.D. abroad. DEMONSTRATIONS DAILY AT WORKS.

SOUTHERN RADIO'S WIRELESS BARGAINS

PORTABLE TEST METERS. 0-5000 ohms; 0-60 mA; 0-1.5 v., 0-3 v. 12/6 each.
METERS. 30-0-30 and 3-0-3 volts, with leads. 15/-.
ATTACHMENTS FOR "38" TRANSMITTER-RECEIVER: Headphones, 15/6; Throat Microphones, 4/6; Junction Boxes, 2/6; Aerials, No. 1, 2/9, No. 2, 5/3; Webbing, 4/-; Haversacks 5/6; Valves—A.R.P.12, 4/6, A.T.P.4, 3/6. Set of five valves, 19/- . Postage on each item 1/6 extra (except valves).
TRANSMITTER-RECEIVERS. TYPE "18", MARK III. Brand New, complete with 6 valves, etc. £4.10.0, carriage paid.
ATTACHMENTS FOR "18" TRANSMITTER-RECEIVER. Headphones, 15/6; Microphone 4s, 12/6; Aerials, 5/-; Morse Key, 6/6; Valves—A.R.P.12, 4/6, A.T.P.4, 3/6, A.R.8, 7/6; Set of six valves, 25/- . Postage extra (except valves) 1/6 each item.
QUARTZ CRYSTALS. Types F.T.241/F.T.243 2-pin 1/2 spacing. F.T.241 20 to 38.9 Mc/s (54th and 72nd Harmonic). F.T.243 5700 to 8650 kc/s (Fundamental), 4/6 each. Lists of available frequencies on request. Crystal Holders for F.T.241/243, 1/3. F.T.241/243 Crystals, New but not guaranteed (ideal for using the case or regrinding). 12/6 per dozen, post paid.
RECORDING BLANKS. New. 13in., 6/- each or 15 complete in Tin, 4s.
BOMBSIGHT COMPUTERS. Ex-R.A.F. Wealth of gears, motors, blowers, etc. Ideal for experimenters. £3.12.6, carr. paid.
RESISTANCES. 100 Asstd. Useful values, new wire-ends, 12/6 per 100.
CONDENSERS. 100 Asstd. Mica, Elec., Tubular, etc. New. 15/- per 100.
MORSE PRACTICE SETS. Key with Buzzer on Base, with battery, 12/6, postage 2/-.
LUFBRA HOLE CUTTERS. Adjustable. 3/4" to 3 1/2". 7/3.
STAR IDENTIFIERS. 1-AN. Covers both hemispheres, 5/6.
VISUAL INDICATORS (10Q4). Type 3 with 2 meter movements, 2 neons, New, 12/-.
MAGNETS. Strong Bar. 2" x 1/2". 1/6 each.
COMMAND RECEIVERS B.C. 454 3-6 Mc/s. B.C. 455 6-9 Mc/s. Complete with 6 valves, new condition. 47/6 each.

POST OR CARRIAGE EXTRA, FULL LIST OF RADIO BOOKS, ETC., 3d.

SOUTHERN RADIO SUPPLY LTD.

11 LITTLE NEWPORT ST., LONDON W.C.2. GER. 6653

BENSON'S BETTER BARGAINS

SWITCHES: Water: 2 pole, 4 way, 4 bank 1P3W3B, 4P3W2B, 1P7W3B, 1P11W3B, 4P2W3B, 3/6 each. Ceramic 2P1W1B, 1P5W3B, 1P11W, 3P3W2B, 4P3W1B, 3/6. **STUD.** 1P24W2B, 1P8W2B, 3/6; 1P19W2B, 5/6; 1P40W3B in brass case, 12/6. **TOGGLE:** DPS1, 2/-; SPST, 1/6. **MORSE KEY** with buzzer, on board, wired for 41 v. battery, 3/6 (p.p. 1/6). **TELE "E"** intercom, sets, good condition, pair 65/-, post free Gt. B. **METERS (10Q/4)** with two movements, 600 and 400 μ A, 3/6. **TRANSFORMERS.** Open, upright, input 200/250 v. Outputs—250-0-250 v., 150 mA, 5 v. 3 A and 6.3 v. A. 25/-; Input 110/230 v. Outputs—6 v., 2 A, twice, shrouded, 10/6 Input 110/240. Output 1800 v. 4 mA, 12/6. **MONITOR 55,** triggered oscilloscope, 230 v. A.C. input, with cables and circuit. Cathode probe unit extra, 17/6. **ES.10.0.** (Rat) 15/-; **CR100** Noise Limiter assemblies with valve, 3/6. **NEW M.C. METERS.** 3 1/2in. round flush, 501A, 70/-; 200 μ A centre zero, 50/-; 1 mA, centre zero, 45/-; 1 mA, 55/-; 2 1/2in. 1 mA, 22/6; 100 mA, 8/6; 2in. 300 mA, each 8/6. **RELAYS.** M.L. 20 v. A.C., 8/8; 300 v. A.C. 2 1/2in., 15/-; 100 v. A.C. 3 1/2in., 45/-; 150 v. A.C. M.L. 6in., in case 45/-; **VIBRATORS.** Mallory G63A, 12 v. 4-pin, 7/6; 12 v. 5-pin reversible, 7/6. **DRIVERS:** slow-motion, admiralty 200:1 ratio, scaled 0-100, 5/6. **R1155 S.M.** "N" type, new, 10/8. **VIBRAPAK,** 6 v. D.C. to 250 v. 60 mA, smoothed case, 22/6 (p.p. 3/6), or 12 v. 25/-; **DYNAMOTORS** (post 3/6), 12 v. to 230 v. 60 mA, 11/6; 6 v. to 250 v. 60 mA, 11/6. **CHOKES.** LF 10H, 200 mA, 8/8; 100H, 60 mA, 8/8; 9H, 100 mA, 5/8; Potted 10H, 100 mA, 7/8; "C" 10H, 250 mA, 12/6 5H, 400 mA, 10/8; 30H, 50 mA, 7/6. **R.F.T.** good cond., 18/- (p.p. 3/6). **BEATERS,** 8 1/2in., enclosed, 220 v. 100 watts, 3/8. Tuned, 115 v., 200 v. 2/-; 230 v. 475 w. 5/-; **RELAYS.** (LONDEX) co-axial, small 12/24 v. 7/6; **CRYSTALS** 1" to 3" Mc/s 5/- each (state frequency required).
LIST AND ENQUIRIES S.A.E. please. Terms, C.W.O. Postage extra. Imm. despatch. **Orders and post:** W. A. BENSON (P.W.), 138 Rathbone Road, Liverpool, 15. SEF 6853. **Collectors:** SUPERADIO (Whitechapel), Ltd., 116 Whitechapel, Liverpool 1. ROY 1139.

LOOK! TRANSISTORS

RED SPOTS 3/- WHITE SPOTS 3/6
YELLOW/GREEN 3/9 RED/YELLOW 6/6
 Germanium Diodes 1/- each, 3 for 2/6 7/6 per dozen.
 Mullard O A70, O A79, or O A81 4/- each. G.E.X. 34 Diodes 4/- each.
 Transistor Holders 1/3 each, 3 for 3/6. Miniature Slider Switches DP/DT (ideal for Transistor Sets) 2/9 each.
 Solon Instrument Irons 25W, 24/-.
LOOK! RECORDING TAPE
 American Ferrodynamic, "Brand Five" Standard Sin. 600ft, 16/-, 7in. 1200ft, 25/-, Long Play, Sin. 900ft, 18/6, 7in. 1800ft, 35/-.
LOOK! For the P.W. Pocket Superhet
 Repanco TT9 or TT10 Transformers, 12/6 each. Osmor Ferrite Rod Aerial, 10/-; Osmor Osc. Coil and Three I.F.T.s, 22/6 set. Celestion C25 2 1/2in., 1 mA Speaker, 2/6. Repanco D.R.X. Crystals Set Coil M. & L. 2/6. D.R.R.2 Dual Range Coil with Reaction, 4/-; Reaction Condensers, 0.0001, 3/-, 0.0003, 3/9, 0.0005, 4/-; Miniature Type 0.0003 or 0.0005, 4/- each.
 Sub. Miniature 15 volt Electrolytics in 2 1/2, 5 1/2, 8 1/2, 10 1/2, 25 1/2, 50 1/2, 100 1/2, 250 1/2, 500 1/2, or 1000 1/2, all 3/- each.

ALL SENT POST FREE IN U.K. by **PETHERICK'S RADIO SUPPLIES**
 22 High Street, Bideford, N. Devon

RES/CAP. BRIDGE 38/-

Check. all types of resistors, condensers 6 RANGES
 Built in 1 hour. Direct reading
READY CALIBRATED
 Stamp for details of this and other kits.
RADIO MAIL (Dept. HP)
 Raleigh Mews, Raleigh Street, Nottingham

CABINETS & HI-FI EQUIPMENT

We can supply any Cabinet to your own specification

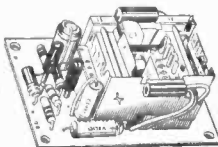
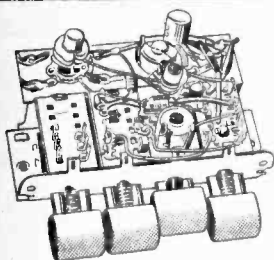


"Grosvenor" £19.19.0

This is only one example taken from our extensive range of stock cabinets. Write for our NEW 24 page fully illustrated catalogue on: **THE LARGEST RANGE OF CABINETS IN THE COUNTRY.** Equipment is also our speciality and we now offer, in a novel book form: **A NEW EQUIPMENT COMPARATOR** illustrating our range of radio chassis, speakers, tape decks, single players and autochangers. **SEND TODAY** for a copy of these two books, which are absolutely FREE.

LEWIS radio
 100 (P.W.21) Chase Side Southgate, London, N.14 Pal 3733

TRANSISTORISED MINIATURE R.F., I.F., AUDIO AND F.M. UNITS



using the
very latest
transistors

THE SMALLEST YET
Sub-miniature M/Coil Loudspeaker, LP45F. Oal dia 1 1/2 in. deep. 9,500 gauss ferrite magnet, precision engineered gap. Max. loading 0.3 watts; min., 1 mW. 25/- (inc. purchase tax).

Using the very latest transistors to provide new standards of sensitivity and low noise level, these units open up exciting new vistas in sub-miniature equipment design. All components are to precision standards and are mounted on printed circuits.

All Units are pre-aligned, factory checked and guaranteed.
Obtainable from all stockists of good equipment.

7 WAVEBAND CONVERTER TA-12401

With OC170 transistor in emitter injected autodyne converter circuit. S.W., 5.9-13 Mc/s; M.W., 510-1,620 kc/s; L.W., 150-275 kc/s. Wavechange and on-off by four pushbuttons. Overall size 3.4 x 2.1 x 1.8 in. 67/6 plus 22/9 purchase tax.
Set of aerial coils 9/-; 8 x 3/4 in. ferriterod 5/-

460 kc/s I.F. AMPLIFIER 322-0001

2 x OC169 transistors are used as very high gain common emitter amplifiers. High cut-off frequency makes neutralisation unnecessary; high gain provides for greatly increased degree of A.G.C. High "Q" double-tuned I.F. transformers give 5 kc/s square wave response. A signal separated from 460 kc/s by 9 kc/s will be 57 dB down. Size 3.5 x 1.5 x 1 in. 92/6

1 WATT A.F. AMPLIFIER GS-12005

2 x OC71's direct coupled cascade drive to 2 precision matched OC74's in Class B push-pull provide up to 1W undistorted output from 5 mV in at 1.5 K-ohm. Frequency response, 60-16,000 c/s ± 3dB. Overall size 3 x 2.2 x 1.2 in. 92/6.

Requirements for this and other 2 units—6 volt battery.

ALSO AVAILABLE

Transistorised FM Front Ends; 10.7 Mc/s I.F. transformers, OC169 transistors; Constructors' Manual No. 167, 2/6. Leaflets on request.

TSL

Inquiries invited from trade and manufacturing houses for quantity discounts. Available from all high class radio dealers.

TECHNICAL SUPPLIERS LIMITED
HUDSON HOUSE, 63 Goldhawk Rd., London W.12.
SHE. 2581/4794.

**FIRST-CLASS
RADIO COURSES . . .**

GET A CERTIFICATE!

QUALIFY AT HOME—IN SPARE TIME

After brief, intensely interesting study—undertaken at home in your spare time—YOU can secure your professional qualification. Prepare for YOUR share in the post-war boom in Radio. Let us show you how!

FREE GUIDE

The New Free Guide contains 132 pages of information of the greatest importance to those seeking such success-compelling qualifications as A.M.Brit.I.R.E., City and Guilds Final Radio, P.M.G. Radio Amateurs, Exams., Gen. Cert. of Educ., London B.Sc. (Eng.), A. M. I. P. E., A.M.I.Mech.E., Draughtsmanship (all branches) etc., together with particulars of our remarkable Guarantees of

SUCCESS OR NO FEE

Write now for your copy of this invaluable publication. It may well prove to be the turning point in your career.

FOUNDED 1885—OVER

150,000 SUCCESSSES—OVER
NATIONAL INSTITUTE OF ENGINEERING

(Dept. 461), 148 HOLBORN, LONDON E.C.1

S. Africa: P.O. Box 8417, Jo'burg.
Australia: P.O. Box 4570, Melbourne

BBC - ITV - F.M. AERIALS



B.B.C. (BAND 1). Tele-scope loft, 19/6. External, S/D, 26/3.

I.T.V. (BAND 3). 3 Element loft array 24/6, 5 Element, 32/6. Wall mounting, 3 Element, 33/9. 5 Element, 41/3.

COMBINED R.B.C. + I.T.V. Loft 1+3 Element, 41/3. 1+5 Element, 48/9. Wall mounting, 1+3 Element, 58/3. 1+5 Element, 63/9. Chimney and mast mounting units also available.

F.M. (BAND 2). Loft "H", 28/-, 3 Element loft, 52/6. S/D loft, 12/6. External S/D, 26/3. State channel when ordering. C.W.O. or C.O.D. P.P. 2/6. Coaxial cable, 8d. yd. Coaxial plugs, 1/3. Send 6d. stamps or illustrated lists.

K.V.A. ELECTRONICS (Dept. P.W.)
3B, Godstone Road, Kenley, Surrey.

WORLD RADIO HANDBOOK

1961

by Johansen 16/6 Postage 1/-

Beginners Guide to Radio, new 5th ed., by Camm, 7/6, postage 8d.

Dictionary of Electronics by Harler Carter, 35/-, postage 1/-.

A to Z in Audio, a new book by Briggs, 15/6, postage 1/-.

TV Engineers' Pocket Book new edition by Hawker, 12/6, postage 8d.

Mullard Reference Manual of Transistor Circuits, 12/6, postage 1/-.

The Oscilloscope Book by Bradley, 5/-, postage 6d.

Servicing Transistor Receivers by Pettit, 6/-, postage 6d.

UNIVERSAL BOOK CO.

21 Little Newport Street, London, W.C.2.

(adjoining Lisie Street)

THE PUNCH YOU NEED!

HOLE PUNCHES

One Minute Type

3/8" diameter 5/6 ea.
1/2" " 6/4 "

Screw-up Type

1/2" diameter 6/8 ea.
5/8" " B7G 7/2 "
3/4" " B8A, B9A 7/8 "
1 1/4" " 8/3 "
1 1/2" " 8/7 "
1 3/4" " 9/6 "
1" " 9/6 "

Post and packing 1/-

1 1/8" diameter Int. Octal ... 10/11 ea.

1 1/4" " 13/3 "

1 3/8" " 15/6 "

1 1/2" " B9G... .. 17/11 "

2 3/32" " Meter ... 27/8 "

Post and packing 1/9

OLIVER & RANDALL LTD.

Dept. 1

40 Perry Hill, London S.E.6

Tel.: BECKenham 8262

Eddy's (NOTTM.) Ltd.

172 Alfreton Road, Nottingham

BUILD YOUR OWN CAR RADIO!



7 Transistors Long and Medium Waves. Two watts output. RF stage and automatic gain control. (6 or 12 volts, please state). Supplied with full instructions at Size: 7½ x 7½ x 2½ in. **10½ Gns.** Speaker 17/11 extra (7 x 4 ellipt.) if required. Postage and packing 5/- extra per kit.

New or Surplus Valves Guaranteed and Tested by Return Post

DAF91	4/9	MU14	7/-	5Y3GT	3/9
DAF96	6/11	OZ4A	5/6	5Z4G	7/6
DF91	3/11	PCB84	7/3	5Z4M	11/-
DF96	6/11	PCF80	7/3	6A7	10/-
DK91	5/6	PCF82	7/6	6AG5	4/-
DK96	6/11	P61	2/3	6AQ5	6/-
DL96	6/11	PCL82	7/6	6AT6	7/-
DM70	7/6	PCL83	12/6	6B8G	2/11
EABC90	7/6	PEN36C	8/-	6BA6	5/11
EAF42	8/6	PEN46	5/6	6BE6	5/11
EB34	1/3	PEN44	12/6	6B16	5/11
EB41	6/11	PL36	10/9	6C4	3/-
EB91	3/6	PL81	9/-	6C6	4/9
EB93	5/11	PL82	7/-	6CH6	9/-
EB94	7/6	PL83	7/-	6F1	5/9
EBF80	8/-	PL84	10/11	6F6M	7/-
ECC35	6/9	PY31	8/3	6F15	9/6
ECC81	5/13	PY81	6/3	6F33	6/9
ECC82	5/11	PY82	6/6	6H6M	1/11
ECC83	6/16	PY83	7/3	6I5G	2/9
ECC84	8/3	SP61	2/6	6I5M	4/3
ECC85	7/11	TDD4	7/6	6I6	4/-
ECF80	9/-	TY86F	11/9	6I7G	5/-
ECF82	9/-	U25	12/6	6K7G	1/11
ECH42	8/3	UBC41	8/-	6K7GT	6/-
ECL80	7/-	UCH42	7/6	6K7M	7/6
ECL82	10/-	UF41	7/9	6K8G	5/3
EF36	3/6	UL41	7/3	6L6G	7/11
EF42	7/6	UUB	24/11	6P28	9/6
EF50	1/9	UY41	6/3	6Q7G	6/-
EF80	5/-	UY85	6/3	6SA7M	5/9
EF86	9/9	VT52(4p)	2/6	6SG7M	4/9
EF91	3/6	IA7GT	11/9	6S17M	5/-
EF92	4/6	ICSGT	9/9	6SN7GT	4/3
EL41	7/3	IDS	7/6	6U4GT	10/6
EL84	6/6	IHSGT	9/6	6V6G	4/11
EL85	10/3	IL4	3/6	6V6GT	6/-
EL91	4/6	INSGT	9/9	6V6M	6/-
EM81	9/-	IRS	5/6	6X4	5/9
EY51	7/11	IS5	4/9	6X5G	4/11
EY86	7/9	IT4	3/11	12K7	5/3
EZ40	6/3	3D6	4/11	12Q7	5/3
EZ41	7/-	3Q4	7/7	20D1	9/6
EZ80	6/-	3Q5GT	8/6	25L6GT	8/11
EZ81	6/9	35A	5/11	25Z4G	7/6
GTIC	6/11	3V4	6/9	35Z4	5/3
KT33C	6/11	5U4G	4/9	807B	3/9

All parcels insured against damage in transit for only 6d. extra per order. All uninsured parcels at customer's risk. Postage and Packing 6d. per valve extra. C.W.O. or C.O.D. only. C.O.D. charge 3/- extra. S.A.E. with enquiries.

BOOKS for CONSTRUCTOR

A NEW PRACTICAL WAY OF UNDERSTANDING BASIC ELECTRICITY, BASIC ELECTRONICS, THE WAY. The Complete Set sent on payment of first instalment. **LEARN WHILE YOU PAY** Write for FREE Illustrated Prospectus giving details of instalment plan! As advertised by THE TECHNICAL PRESS

MULLARD REFERENCE MANUAL OF TRANSISTOR CIRCUITS As advertised. 12/6, postage 1/-. **GET YOUR COPY NOW!** It may be out of stock in the New Year.

TRANSISTOR CIRCUITS No. 1 Gregory. 2/10. post free. 32 pages. 8 circuits. 24 plans and illustrations. Full constructional details, suitable for beginners and advanced.

TRANSISTOR CIRCUITS No. 2 Sinclair. 2/10. post free. 13 new projects including Transistors, FM Tuners, 1 watt Hi-Fi amplifier, several pocket radios and subminiature Transmitters.

TRANSISTOR CIRCUITS No. 3 Sinclair. 2/10. post free. 11 projects using prefabricated circuit units, complete commercial receiver included.

TRANSISTOR CIRCUITS No. 4 Sinclair. 2/10. post free. Full circuitry and constructional details for Hi-Fi Tape and pick-up pre-amp. Hi-Fi 3-watt amplifier. Two transistor superhets, 11 projects described. **ELECTRONIC NOVELTIES FOR THE CONSTRUCTOR**. Book 1. 3/6. post free. Book 2. 4/-, post free. We sincerely believe these two books provide the finest introduction to RADIO ever written.

HIGH FIDELITY TAPE RECORDER. Sinclair. 2/10. post free. 24 pages, 15 illustrations. This book described the construction of an elegant and high performance tape recorder with a frequency response of from 30 c/s to 12,000 c/s.

BOYS' BOOK OF CRYSTAL SETS AND SIMPLE CIRCUITS. 2/10. post free. 38 pages, 29 illustrations and plans. The know how on constructing 12 different sets without any previous knowledge.

ELECTRONIC NOVELTIES FOR THE CONSTRUCTOR. Bradley. 5/6, post free. **ELECTRONIC GADGETS**. Bradley. 4/-, post free.

RADIO CONTROL OF MODELS 5/6, post free. (Sommerhoff). **SERVICING TRANSISTOR RECEIVERS** Pettit. 6/6, post free.

USING AN OSCILLOSCOPE. Easterling. 7/-, post free. **BEGINNERS' GUIDE TO RADIO**. Hamlyn. New and Revised Edition. 8/-, post free.

SEND STAMP FOR LISTS SELRAY BOOK CO. 60 HAYES HILL, HAYES BROMLEY, KENT

18,000 o.p.v. A.C./D.C. MULTIMETER KIT. Kit includes new 3 x 2 1/2 in. 0-50uA meter, 1% multipliers, ready adjusted 1% star resistors, meter rectifier, knobs, switches, sockets, pots, circuit wiring diag. instructions, scale for meter, (ohms, d.B., uF, mA and V). Ranges 0-2.5 V. D.C. 0-10, 25, 100, 250, 500, 1000 V. A.C. & D.C. & O/P; Ohms 100 to 10M (2 ranges); 0.25, 2.5, 25, 250mA D.C. (2.5A range 1/2 extra). Details of 200 pF to 0.5 uF range and Oscilloscope Calibrator. Included. 67/6, post paid. **Instrument Rectifiers**. 1mA, 5mA, 7/6; **Excit-Govts.** 5-50mA. 50uA-1mA. 3/6; **Precision Wirewound Resistors**. 1 Watt 1 ohm to 1K, 1% 2/8, 1% 3/-, 0.2%, 4/3; to 5K 1% 3/3, 1% 3/6, 0.2% 4/9; to 20K, 1% 4/-, 1% 4/3, 0.2% 6/-; to 100K, 1% 4/3, 1% 4/6; **Wirewound Pots**. 1K, 10K, 50K, 2/8; 5, 50, 100, 500, 1000, 1/6. All spindled. 1uF 2% 3/6, 0.01, 1000F, 1000F 2% 1/6. **Switches**, full size wafer, 1p 11w 3/11; 2p 11w, 6/3; 4p 11w 11/-; 1p 18w 7/6. 1% Hystabs up to 10 Meg 2/-, wood stock. List available. S.A.E. enquiries please.

PLANET INSTRUMENT CO., 25, DOMINION AVE., LEEDS 7.

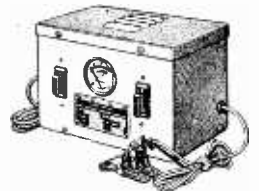
TRANSISTORS

Red Spots, 3/-; White Spots, 3/9; Yell/GR, 3/9; Ediswan X8104, 8/6; XA103 (4 Mc/s), 10/-; XA104 (6/8 Mc/s), 12/-; Mullard OC70, 14/-; OC71, 14/-; OC72, 17/-; OC44, 26/-; OC45, 23/-; OC170 (70 Mc/s), 35/-; Newmarket V15/10P (10 watt power), 15/-; Diodes, 1/- and 2/6; Mullard Diode, 4/-; Electrolytics (sub. min. 15 v.) 2, 4, 8, 50, 100 uf, 3/- ea.; Ardent Trans. D239, 8/6; D240, 8/6; D131, 12/6; D132, 12/6; T1079, 12/-; D167, 12/-; Headphones L.R., 8/6; H.R., 17/6; Resistors 10% tol., 6d.; 5% tol., 1/-; Desk Mike, 31/6; Balance inserts (use as earpiece or speaker), 2/6; M.C. Earpiece (use Min. Speaker), 5/-; Westalite Contact Rectifier 250 v., 60 mA, 7/6; Transformer 250-0-250 v., 6 v. and 5 v., 15/-; 6 v., Vibrator Pack, 120 v., 60 mA, out, 12/6; Garrard Portable Record Player, cabinet, battery turntable 45 r.p.m. and pick-up; takes transistor amplifier, 25, 10.0, plus carr, 3/3. Real bargain. Limited quantity.

TERMS—Cash with order. Post extra, excess refunded. Morco Reflex Rx, best 2-transistor Receiver. Send 8d. stamps for notes.

MORCO EXPERIMENTAL SUPPLIES 8 & 10 Granville Street, Sheffield 2 Tel.: 27461

"HEXA" BATTERY CHARGERS



Suitable for 6 and 12 volts complete with ammeter, fuses, polarity marked crocodile clips on output leads. Fully guaranteed 12 months.

2 amp.	48/-
4 amp.	67/6
6 amp.	84/6

C.W.O. or C.O.D. carriage 4/6.

Special terms to the trade
COMPLETE RANGE OF ACCESSORIES
List on request to
F. C. HILL & CO. LTD.
17 Bilston Street, Wolverhampton
Telephone 22259.

A 3d. stamp will bring you a copy of our latest

RADIO & TELEVISION COMPONENT Catalogue JAMES H. MARTIN & CO. FINSTHWAITE, NEWBY BRIDGE, ULVERSTON, LANCs.

"GLOBE-KING"

WORLD-FAMOUS KITS AND RECEIVERS for the Radio Amateur and S.W. Listener. Catalogue Free, enclose stamp for Postage. Kits from 79/6 at your dealers, or direct from **JOHNSONS (RADIO)** ST. MARTINS GATE, WORCESTER

WHAT DOES IT TAKE TO GET TO THE TOP?

BRAINS or GUTS?

It is a moot point, but after 21 years of helping young men to build fine careers in Electronics WE pump for GUTS. We truly believe that our success and the success of our pupils owes much to our school motto:

"There is no virtue without courage, No reward without labour."

If you are prepared to make it your motto and live up to it, we can help you to get to the top. It will take time, it will take effort, it will take courage, and on top of all this you will actually be charged fees.

If we haven't succeeded in putting you off, write for details, today, to:

Mr. J. SYKES

(M.I.E.E., H. Brit. I.R.E., M.I.N.)

Principal:

BRITISH NATIONAL RADIO SCHOOL
Red Lion Court, Stalbridge, Dorset.

Britain's premier Radio Correspondence School specialising in City and Guilds examinations.

PRINTED CIRCUIT

for

"PRACTICAL WIRELESS"

POCKET S'NET

(TRANSISTORISED)

A to Z Constructional Booklet 1/6

"Wonderful Results & So Easy to Build"

PRICE LIST & INFORMATION

OSMOR RADIO PRODUCTS LTD.

418 BRIGHTON ROAD

S. CROYDON

12in. SPEAKER and 5in. TWEETER by leading manufacturer. 75/- This is less than half list price. 3 oim.
CUT PRICE TOOLS, 5in. side cutters. 5/6. 5in. flat and nose tapered pliers. 5/6. 7in. flat-nosed tapered pliers. 8/6. Pocket neon testers with retractable screwdriver. 5/- 7in. combination pliers. 6/- 8in. Steel Block Planes 14in. blade. 10/6. FULL SIZE H/S TWIST DRILLS. Set 7 1/16 to 1/2in. in Wicket. 6/- Smaller size sets. 4/- Set 13. 9/6. Set 17. 1/16 to 1/2in. Bench Grinder. 6" x 1" stone 33/- NW 12in. SPEAKERS. 12 watts. Listed at £12/12/0. Our price £6/17/6.
STUDIO C CARTRIDGES. 21/-
PAXOLIN PANELS. 12 x 6 x 1/4in. 3/6. PAXOLIN TUBING. 1 1/2 x 7/16 x 72in. 17/6.
OUR FAMOUS TRANSFORMERS. Input 200/250. Output Lapped 3 to 30 v. 2 a or 5, 11, 17 v. 5a. Each 24/6.
F.W. METAL RECEIVERS. 12/6 volt. 1 a. 7/6; 1 a. 13/-; 4 a. 17/6; 6 a. 27/6; 24 v. 2 a. 23/6.
TOGGLE SWITCHES DPDT. 3/6. SP 1/8. MICRO SWITCHES. Make & Break. 5/6
MAINS TRANSFORMERS & RECTIFIER. Output 12 v. 1 a. D.C. 19/6; 30 v. 2 a. 33/6.
NICKEL NIFE BATTERIES. 1.2 v. 2.5 a. Size 3 x 2 1/2 x 1 1/2. 6/- or 3 for 16/-, 4 for 21/-, practically everlasting.
EX WD MORSE KEYS. 3/6. 6/- and 8/6.
RELAYS. We hold large stocks. Any contact combination and operating coil voltage supplied from 5/-.
KEY SWITCHES from 3/-.
P.V.C. TAPE. Finest quality 850ft. reels 19/6.
12 v. MINIATURE RELAYS. 1 1/2 x 1 1/2 x 1 1/2 in. Wgt. 14oz. S.P.C.O. 9/3. S.P.C.O. and 3 make. 0/6.
BENCH VICE with Clamp 21" jaw. 15/6.
W.W. RHEOSTATS. 12 v. 1 a. 2/6.
All items guaranteed and post free
Lists sent on request. Post orders only to

THE

RADIO & ELECTRICAL MART

P.O. BOX 9, G.P.O.,

TUNBRIDGE WELLS, KENT

For Government Departments, Laboratories and Export.

BC221 Frequency Meter

Crystal controlled heterodyne with individual numbered calibration book with check points. 0.01% accuracy.

Limited quantity tested and guaranteed at less than half price previously offered.

£19.10.0

ALTHAM RADIO CO. LTD.

JERSEY HOUSE

Jersey Street, Manchester 4
Central 7834/5/6

High Gain Potted Coils with Ferrite Cores for Transistors. 1st and 2nd I.F.s. 4/6. Osc. and 3rd I.F. 5/- Ferrite aerials from 7/6. These coils just stick on chassis. No boring holes. S.A.E. for particulars and lists.

JONNOS

32 Heathfield Gardens, Chiswick. W.4

PADGETTS RADIO STORE

40 MEADOW LANE, LEEDS 11

12in. TV Chassis for Spares. Four for 10/-, carr. 5/-
12in. TV Tubes. Mullard or Mazda types. 3 months' guarantee as removed from sets. 30/-, carr. 7/6.
SCR322 Receiver. (Complete with all valves. Sets as new. 16/-, carr. 7/6.
SCR Transmitter. Less valves but complete with Mod. and Driven Transformers. Like new. 5/-, carr. 5/-.
Special Offer. 14in. 13 channel BBC-ITV sets. Rush, Pye, Ferguson, Ekco, etc. All sets in good working order tubes not boosted. £7.10.0. 12in. TV sets as above £4.10.0. 12in. BBC only five channels. 55/- Carriage and insurance on any TV Set 17/- N.I. 30/- None Working TV Sets 14in. £8.0.0. 12in. BBC 30/-
New Tube Units complete with VCR87 and EP50 valves, etc. 15/-, carr. 7/6.
14.4 T.V. Complete. 16/-, carr. 12/-.
SPEAKERS removed from TV sets. P.M. 30 8" 6" 5" 7 x 4", all one price 5/-, post 2/- Best makes and in perfect guaranteed condition.
Valves removed from TV Sets—all tested and are 100 per cent as new. Three months guarantee. These valves are from Rental TV Sets and a lot of them have been replaced and are as new.

EF80	2/6	6H8	1/-	6P28	5/-
6SN7	2/9	KT89	5/-	6AL5	5/-
6SL7	2/9	FCL90	5/-	6X25	5/-
10P13	5/-	6AB8	2/6	10P14	5/-
10P1	3/-	EF80	2/6	L83	3/-
10C2	3/-	EY51	5/-	6J5	3/-
20P3	5/-	PY82	5/-	KT36	5/-
PY81	5/-	PZ30	5/-	N7	5/-
PL32	5/-	U25	4/-	6LD2	5/-
20D1	5/-	PY80	5/-	27SU	5/-
26L1	5/-	Z77	3/-	EBF80	5/-
Z6P1	5/-	5BX6	3/-	DH77	5/-
PL31	5/-	Z152	3/-	6F13	5/-
EF50	1/9	EP25	5/-	6F14	5/-
VR150/30	4/-	6P1	3/-	6F15	5/-
VR65	1/8	5U4	5/-		
VR51	1/-	PL39	5/-		

All Valves Post Free.

All types for 12in. G.E.C. TV Sets in Stock.



MEDIUM LONG AND SHORT WAVE

SEVEN TRANSISTOR SUPERHET

★ PRE-BUILT UNITS ★

— THE NEW EASY WAY TO BUILD A RADIO —

UNIT 1

Press Button Osc/Mixer stage. OC170 Transistor. S.W. 5.9 to 13Mc/s: MW 510 to 1620 kc/s: L W150-to 275 kc/s. Printed Circuit, size 3.4 x 2.1 x 1.8in. PRE-ALIGNED AND TESTED 90/3. P. & P. 1/-.

UNIT 2

460 kc/s I.F. Amplifier. 2-OC169 Transistors. Double tuned I.F.T.'s. Diode Detector, A.V.C., etc. Printed Circuit, size 3½ x 1½ x 1in. PRE-ALIGNED AND TESTED. 92/6. P. & P. 1/-

UNIT 3 (ILLUSTRATED).

4 Transistors, 1 watt Audio Amplifier. 60-1600 c/s ±3dB. 5mV input for 1 watt. 2-OC71 2-OC74 Transistors. Printed Circuit size 3 x 2.2 x 1.2in. 92/6. P. & P. 1/-.

SUNDRIES (FOR ABOVE UNITS)

8 x ¾in. M.L.S. Ferrite Aerial and Coils. 12/6.
176pF + 176pF Tuner, 9/6. 2-15pF Trimmers, 1/- each. 7x4in. 3 ohm Speaker, 20/- OR 9 x 6in. Cels., 25/-.

FULLY ILLUSTRATED BOOKLET SHOWING INTERCONNECTION OF ABOVE ... 2/6

TRANSISTORS
From **3/6** each

SEND FOR NEW FREE LIST WITH DATA AND USES
FULLY GUARANTEED
We can supply a Transistor for every need!

Crystal Microphone Inserts

Latest ACOS 43-1, 2½in. 12/6 P.P. 6d.
¾in. square (ex-units) 3/6 ea. P.P. 6d.
ACOS 1¾in. 9/6 P.P. 6d.
Also ¾in. x ¾in. 7/6 P.P. 6d.

DECCA AMPLIFIER

IDEAL FOR PORTABLE RECORD PLAYERS

- ★ FULL TONE and VOLUME CONTROL
- ★ SIZE 8½ x 3½ x 3in.
- ★ ECL82 VALVE and MAINS

OPERATED
BUILT AND READY TO USE
59/6 P.P. 2/-

9 x 6in Celestion Speaker for use with above Amplifier, 25/- P.P. 1/-.

Telescopic Chrome Aerials

7-Sections, 3ft. 6in. open; 6in. closed. Ideal for Portable Receivers. Walkie-talkies, Radio Control, etc.

With Clips 12/6. P.P. 1/-
64in. version with clips 17/6. P.P. 1/-.

"STEREO 3-D"



New high-gain circuit with full tone, balance and volume controls. Can be used with all types of records as well as stereo.

- ★ 2 WATTS PEAK PER CHANNEL
- ★ ECC83; 2-ECL82 VALVES
- ★ MAINS 110/250V A.C. **£5.7.6**

Complete with speaker sockets, calibrated dials, etc. P.P. 2/-
BUILT AND TESTED

- ★★ COLLARO 4-SPEED STEREO AUTO-CHANGER, ideal for use with above Amplifier. £7.10.0 P.P. 3/6
- ★★ 9 x 6in. large magnet Eiac speaker, for use with STEREO 3-D, 37/- pair. P.P. 1/6.

Crystal Microphones

ACOS 39-1 Stick Microphone with screened cable and Stand (List 5 gns.), 39/6. P.P. 1/6.

ACOS 40 Desk Microphone with screened cable and built-in Stand (List 50/-), 19/6. P.P. 1/6.

ACOS 45 Hand Microphone with screened lead, very sensitive, 29/6. P.P. 1/6

★ SPECIAL OFFER ★
6 MULLARD TRANSISTORS AND DIODE


- 1—OC44
 - 2—OC45
 - 1—OC71
 - 2—OC72
 - and
 - 2—OA81
- ONLY 60/- PER SET**

★ SPECIAL OFFER ★
6 EDISWAN TRANSISTORS AND TWO DIODES

- 1—XA102
 - 2—XA101
 - 1—XB103
 - 2—XC101
 - and
 - 2 Diodes
- ONLY 57/6 PER SET**

ALL TRANSISTOR BABY ALARM

The "Baby Sitter"



- ★ 100% Safe—Guaranteed
- ★ Fully Portable
- ★ No Mains—Battery Operated
- ★ Can be used over Any Distance
- ★ Battery life 3 to 4 months

USE IT AT HOME. TAKE IT ANYWHERE

Every Sound can be heard on large 5-inch Speaker
COMPLETELY ASSEMBLED WITH BATTERY AND MICROPHONE


£5.10.0 P.P. 2/6

— BE WITH YOUR CHILDREN ALL THE TIME —

(Illustrated leaflet free on request)

SUPER-3

PERSONAL POCKET RADIO



- ★ Medium Wave Tuning
- ★ Three Transistors and Diode.
- ★ 9 Months' Battery Life for 4½d.

- ★ Simple to Build
- ★ After Sales Service
- ★ Ideal for Beginners

BUILT-IN FERRITE ROD AERIAL

FREE Diagram On Request

Personal Earphone Output for Quality Listening

Total cost of all necessary items with earphone, battery and transistors, etc. **37/6** P.P. 1/6

All parts sold separately

Henry's Radio Ltd
5 HARROW ROAD, LONDON W.2

Opposite Edgware Road Tube Station
OPEN MON. to SAT. 9-6, THURS. 1 o'clock
Telephone PADdington 1008/9

SEE BACK PAGE

Free List by Return.
Valves, Quartz, Crystals,
Transistors and Components.

Practical Wireless

BLUEPRINT

SERVICE

ALL OF these blueprints are drawn full-size and although the issues containing descriptions of these sets are now out of print, an asterisk in the list below denotes that constructional details are available free with the blueprint.

The index letters which precede the Blueprint Number indicate the periodical in which the description appeared. Thus PW refers to PRACTICAL WIRELESS; AW to *Amateur Wireless* and WM to *Wireless Magazine*.

Send (preferably) a postal order to cover the cost of the Blueprint (stamps over 6d. unacceptable) to

PRACTICAL WIRELESS, Blueprint Dept., George Newnes, Ltd., Tower House, Southampton Street, London, W.C.2.

SPECIAL NOTE

THE following blueprints include some pre-war designs and are kept in circulation for those constructors who wish to make use of old components which they may have in their spares box. The majority of the components for these receivers are no longer stocked by retailers.

Title	Number	Price
-------	--------	-------

CRYSTAL SETS

Junior Crystal Set	PW94*	2/-
Dual-wave Crystal Diode	PW95*	2/6

STRAIGHT SETS

Battery Operated

Modern One-valver	PW96*	2/6
All-dry Three	PW97*	3/6
Modern Two-valver	PW98*	3/6

SUPERHETS

Mains Operated

A.C. Band-pass Three	PW99*	4/-
A.C. Coronet-4	PW100*	4/-
A.C./D.C. Coronet	PW101*	4/-

MISCELLANEOUS

The PW 3-speed Autogram	—*	8/-
The PW Monophonic Electronic Organ	—	8/-

TELEVISION

The PT band III converter	—*	1/6
---------------------------	----	-----

Title	Number	Price
A.C. Fury Four	PW20*-	2/6
Experimenter's Short Wave	PW30a*	2/6
Midget Short Wave Two	PW38a*	2/6
Band-Spread Three (Battery)	PW68*	2/6
Crystal Receiver	PW71*	2/-
Signet Two (Battery)	PW76*	2/6
Simple S.W. One-valver	PW88*	2/6
Pyramid One-valver	PW93*	2/6

BBC Special One-valver	AW387*	2/6
Short-Wave Two	AW429*	2/6
Short-Wave World Beater	AW436*	3/6

Standard Four Valve S.W.	WM383*	3/6
Enthusiast's Power Amplifier	WM387*	3/6
Standard Four Valve	WM391*	3/6
Listener's 5-Watt Amplifier	WM392*	3/6

QUERY COUPON

This coupon is available until 7th February, 1961, and must accompany all queries in accordance with the notice on our "Open to Discussion" page.

PRACTICAL WIRELESS, FEBRUARY, 1961.

The Contessa

COMBINED PORTABLE and CAR RADIO
6 TRANSISTOR MEDIUM AND
LONG WAVE SUPERHET
TERRIFIC SENSITIVITY

SPECIFICATION

- 425mW Push-Pull Output
- 6 "Top-Grade" Ediswan Transistors
- New Type Printed Circuit with all Components Marked
- Full Medium and Long Wave Tuning
- High "Q" Internal Ferrite Aerial
- Car Radio Adaptation and AVC
- Slow Motion Fingertip Tuning
- "Hi-Fi" Quality Speaker
- Attractive Rexine Covered Cabinet

CALL FOR DEMONSTRATION

- ★ **No Technical Knowledge Necessary. All Parts Sold Separately** ★

NEW DESCRIPTIVE LEAFLET AND PRICES ON REQUEST

TOTAL COST OF ALL NECESSARY ITEMS

£11.10.0 p.p. 3.6

● **NO EXTRAS TO BUY** ●

Definitely the easiest to build. Guaranteed to give the best in performance. Step by step instructions and full after sales service.

● Size 10 x 7½ x 3½ in. Weight 4½ lb.




RANGER-3

PERSONAL POCKET RADIO

FULL TUNING OF MEDIUM WAVEBAND AND AMATEUR TOP BAND (120 metres to 500 metres)

● **LUXEMBOURG GUARANTEED** (where normally receivable)



- ★ Full Station Separation
- ★ Calibrated Dial
- ★ Fingertip Control
- ★ 6 Months' Battery Life
- ★ Fitted Volume Control
- ★ 3 High Gain Transistors
- ★ Size 4½ x 3 x 1¼ in.

TOTAL COST with Personal Earphone, Battery, Transistors, etc.

79/6 P.P. 1/6

All parts sold separately and guaranteed

- **NO EXTERNAL AERIAL OR EARTH AFTER SALES SERVICE**

Full Instructions and Prices **FREE** On Request Continental as well as local stations—**GUARANTEED!**

RANGER-2

PERSONAL POCKET RADIO

FULL TUNING OF MEDIUM WAVEBAND AND AMATEUR TOP BAND

● **LUXEMBOURG GUARANTEED** (where normally receivable)



- ★ Full Station Separation
- ★ Two High Gain Transistors
- ★ 9 Months' Battery Life
- ★ Calibrated Dial
- ★ High Quality Output
- ★ 120 metres to 500 meters coverage
- ★ 4½ x 3 x 1½ in.

NO EXTERNAL AERIAL OR EARTH REQUIRED

Total cost of all items with battery, transistors and personal earphone, etc.

65/-

P.P. 1/6

All components sold separately and Fully Guaranteed.

- **After Sales Service**
- **Simple to Build**


Building Instructions and Prices FREE On Request

"PW" 6 Transistor Medium & Long Wave Pocket Superhet

- 6 MATCHED MULLARD TRANSISTORS AND DIODE
- 150mW Push-Pull Output
- Easy to Follow Printed Circuit with all Components Marked
- Full Medium and Long Wave Tuning
- High "Q" Internal Ferrite Aerial
- Quality 2½ in. Speaker

OUTSTANDING APPEARANCE AND PERFORMANCE

- ★ All Parts Sold Separately
- ★ No Technical Knowledge Required
- **NO EXTRAS TO BUY** ●



★ Size 5½ x 3 x 1½ in.

TOTAL COST OF ALL NECESSARY ITEMS

£9/19/6

ILLUSTRATED LEAFLET FREE

PRACTICAL TRANSISTOR CIRCUITS

ALL TRANSISTOR CIRCUITS

No. 2

GADGETS AMPLIFIERS RECEIVERS TEST UNITS TRANSMITTERS

Now contains 40 Easy to build Transistor Circuits for the home constructor with diagrams and prices.

ONLY 3/6 POST FREE

PLEASE



Henry's Radio Ltd 5 HARROW RD. LONDON W2

Opposite Edgware Road Tube Station. PADDINGTON 1008/9. Open Monday to Sat. 9-6, Thurs. 1 o'clock

★ **COMPLETE COMPONENT LISTS FREE ON REQUEST** ★