

The

Call Letter

of the Northwest Vintage Radio Society

Vol. 25

September 1999

No. 9

Radio Swap Meet

National Guard Armory,
Washington County
Fairgrounds

Hillsboro, Oregon

Admission \$2.00



Sept 25, 1999

9 AM until 2 PM

* Antique Radios and Parts * Vintage Audio *

* Vacuum Tubes *

In print since 1974

The Northwest Vintage Radio Society

The Northwest Vintage Radio Society is a non-profit historical society incorporated in the State of Oregon. Since 1974 the Society has been dedicated to the preservation and enjoyment of "Vintage radio" and wireless equipment.

Membership in the Society is open to all who are actively interested in historic preservation. The dues are \$15.00 for domestic membership, due on January 1st of each year (prorated quarterly).

The *Call Letter* has been a monthly publication since 1974. It was originated with the founder, Bob Bilbie, and our first president, Harley Perkins. Through several editors and with the assistance of numerous society members, the *Call Letter* has continued to be a publication that informs members of the society's business and that supports the hobby of collecting, preserving, and restoring vintage radios.

Society meetings are held the second Saturday of each month (except July and August) at the Abernethy Grange Hall at 15745 S. Harley Ave. in Oregon City, Oregon. They convene at or about 10 AM for the purpose of displaying radios, conducting Society business, and exchanging information. Guests are welcome at all Society meetings and functions (except board meetings).

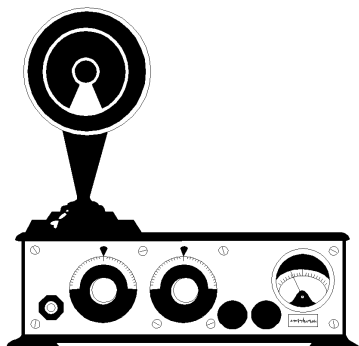
Other Society functions include guest speakers, auctions, radio show, and radio sales which are advertised in the *Call Letter* and are held in and around Portland.

Society Officers for 1999:

President	Charles Kent	(503) 281-9335
Vice-President	George Kirkwood	(503) 648-4809
Treasurer	Ed Charman	(503) 654-7387
Secretary	Liles Garcia	(503) 649-9288
Board member at large	Dave Rutland	(541) 929-4498
<i>Call Letter</i> Editor	Rick Walton	(503) 284-5648
Librarian	Tony Hauser	(503) 629-4836

The Society's address is:

The Northwest Vintage Radio Society
Post Office Box 82379
Portland, Oregon 97282-0379



September 1999

Table of Contents

From the Editor	2
NWVRS 1999 Calendar of Events	2
In the Shack	3
World's Record	7
Roster Corrections	7
Swap Shop	8

On the cover: That's right, it's the Fall Swap Meet. For more information call Myron White at (503) 629-5513.

Call Letter Deadline
10 days prior
to meeting day.

Regular meetings resume at the usual time on September 11 in the Abernethy Grange Hall. The monthly feature will be speakers — horn speakers, cone speakers, cathedral speakers, whatever. And don't forget the tailgate swap meet that starts at 8:30 prior to the meeting!

**The NWVRS web site is temporarily unavailable :-(
Watch this space for its return.**

The Call Letter is the official publication of the Northwest Vintage Radio Society. Circulation is limited to the membership and guests of the Society. The Society is not responsible for the material contributed for publication, nor the quality, timeliness, or accuracy of the items offered for sale in the SWAP SHOP. By common agreement of the board of directors, the buyer assumes all responsibility for the satisfaction of any transaction.

From the Editor

by *Call Letter* Editor, Rick Walton

Well, I survived vacation and managed to pick up a couple of small radios on the trip. In Minnesota I found a Silvertone 700 transistor set and a plastic tube caddy; and at a flea market in Fayetteville, Arkansas, I found a cute little white plastic Bendix.

We managed to get the new roster out last month, and thus far I've had only one correction notice. Hopefully next year's roster won't take so long.

Make it point to attend the September meeting because there are several important items to discuss. The most important is how we will use Jim Mason's gift to the club. There are some serious decisions to be made. Another important item will be the club web site. Dave Rutland, who has been taking care of the site through his publisher, has given up his internet connection and that means that there is no web site for the club. I am proposing that we take advantage of the special deal offered to non-profit organizations by Teleport for domain hosting. Those of you who ordered caps and jackets, I think Gordon plans to have them at the meeting. And finally, it is time to start thinking about how we'll celebrate the club's twenty-fifth anniversary! The display feature for this month is speakers — the stand-alone types from the early days of radio.

It's a pleasure to have Mike Parker back "In the Shack" this month with article on the Bosworth radios. And I've included another piece from the past by Tech Sloat.

And finally, don't forget the Fall Swap Meet. Contact Myron White for table reservations and information.

NWVRS 1999 Calendar of Events

September 11 Regular meeting. Bring your speakers for the monthly feature.

September 25 Fall Swap Meet. At the Hillsboro National Guard Armory, at the west end of the Washington County fairgrounds. Contact Myron White at (503) 629-5513.

October 9 Regular meeting.

November 13 Regular meeting.



In the Shack

by Mike Parker

What's a Bos Worth?

What is a Bos worth, anyway? Well, nobody really knows for sure. Yes, it is a radio, and no, it is not listed in the Bunis books, nor the Douglas books. So the answer must be, whatever the seller and the buyer agree on!



But wait, I have seen 3 Bosworth radios before, so I know they exist. One was a plain little battery set that had some very unusual small low-loss tuning condensers and was all original inside. The layout was not anything like the ordinary 1925 TRF design usually found. Don Iverson and I were looking at it one day at the famous Mike's Gold Anvil antiques on S. E. Foster, about 10 years ago. He thought that I should buy it, and I did not, I am sorry to say. Then, after visiting Don's "attic of the unusual", I saw that he had a Bosworth battery set, this was perhaps a little later version of the first one we looked at and had a real nice gold etched Bakelite front panel. This company was really making a battery set in a way that no others were. You can just look at one and tell that it is not your average radio...I don't quite know how to describe the feeling!

So, I turned to a couple of reference books that I can count on for listing the obscure. The "Radio Trade Directory" Aug., 1925, a reprint available through Antique Radio Classified, lists the address of the Bosworth company:

Bosworth Electric Mfg. Co.
Main & Lexington Aves.
(Norwood)
Cincinnati, Ohio

Right smack in the middle of some really strong competition, with the giant Crosley Radio Corp. nearby and Midwest Radio not too far away! I really wonder what electrical products they made other than radios.

Another good reference book that just about “lists it all” (well, not quite, I am still not finding the Masterphone Co.) is “Radio Collector’s Guide, 1921-1932” by Morgan E. McMahon, also available from A.R.C. It lists the Bosworth production as follows:

Bosworth Elec. Mfg. Co.

1925	B-1 Air Set	\$155	Table	3 dial	5 tube	Batt.
1926	B-2	\$115	Table	2 dial	5 tube	Batt.
	B-1	\$155	Table	3 dial	5 tube	Batt.
	B-3	\$155	Table	2 dial	6 tube	Batt.
1927	B-6	\$75	Table	1 dial	5 tube	Batt.
	B-3	\$100	Table	1 dial	6 tube	Batt.
	B-5	\$165	Table	1 dial	6 tube	AC
	B-7	\$250	Console	1 dial	7 tube	AC

Only in production for 3 years and I observe some very expensive radios...it seems like \$155 was their “prayer price.” That was a whole lot of money, in those days, for an average working man to plunk down for a table battery set. They sure must have been something special, at that price! I notice that the B-6 1-dial has a seemingly slashed price of only \$75. Could this show some incentive to cut prices to sell? Since this was their first 1-dial set, it must have taken some extra engineering and design work to come up with production of it. How did they do it? And how many of the model B-7 consoles do you think they sold, at a whacking \$250 a copy? Probably 20?

All of this is, of course, leading to the story of the Bosworth radio that you see in the photos that accompany this article. This set belonged to the late and great James Mason, and while we were at the auction preview, Don Iverson said to me, “Did you see that Bosworth set?”



“No, I replied...where is it?” I looked and looked, but could not find it, finally almost tripping over it, because it was sitting on the floor!

I noted that it sure did not look like any of the previous Bosworths that I had seen and, lo and behold, it was a plug-in AC set! This is absolutely the first AC set made by Bosworth and, I might add, a very early attempt at a completely self-contained AC radio by any company. The completely enclosed power supply uses a regular type 280 (80) rectifier tube. The set uses 6 tubes, 26's for the RF stages, a 27 detector and a 71-A audio output. Three really well made “binocular” RF coils, a la Grebe Synchrophase are used and have an engraved “B” insignia on the tops of each. The set has no sub panel, which I find rather primitive for an AC radio. The tube sockets and transformers are simply screwed to a wood base board, like a home-brew. The cabinet design is a radical slant-front, inspired, no doubt, by the Radiola 28. The 71-A audio tube is placed so far under the left side slant front of the set that one just about has to use a flashlight to replace this tube! The set has a very nice original factory tag that lists the model and serial number, the initials of each person that “bussed” and tested the set. All in all, a very original and untouched radio set. The two-dial drum tuner and horizontally mounted condenser are also quite inspired by the Radiola 28 look.



After drooling over it at the preview, I bid on it during the auction, and was outbid by Sonny Clutter. That was not bad, since I was able to keep track of the set and finally able to purchase it from him at a discount. Understand that Sonny (Radiolaguy.com) will always give a price break to a fellow club member, but you must also realize that he is not going to lose money below his bid price. I don't blame him a bit. He is doing a service to our club by obtaining some of these obscure radios that would otherwise be unobtainable. I am sure satisfied with it, anyway.

So, as far as what's a Bos worth? It looks like just about what it was worth in 1927!

Thanks to Sonny Clutter for the excellent photos of this radio, as well as all of the photos on his web site; www.radiolaguy.com.

QSO you next time.....IN THE SHACK

World's Record

by F.W.Sloat, W7AHK

Editor's note: This article by "Tech" Sloat first appeared in a 1992 issue of the Call Letter.

One may wonder about the validity of phrases used by manufacturers to advertise their products to the public. One of the entrepreneurs building radios in the 1920s and 30s was E.H.SCOTT of Scott Transformer Co., Chicago. Most collectors are aware of the 1925 "World's Record" copper clad superheterodyne built by the Scott Transformer Corp. These were followed in the 1930s by the beautiful, and costly, chrome plated all wave sets. The company had now changed their name to Scott Laboratories.

E.H.Scott was a native born New Zealander, described as a man "with a clean shaven happy face and merry blue eyes." In a May 1925 issue of N.Z. Wireless and Broadcast News, a story, "Au Revoir, Mr. Scott," reports Scott had returned to his native land bringing a superhet of his manufacture. He made some receiving tests which were highly successful. The story went on to report some details, that pre arrangements had been made with some Yankee broadcast stations and precise logs had been kept.

Some 25 broadcast stations had been received, all at a distance of over 6,000 miles. WCBD was received on a loop antenna. Scott claimed this had set several worlds records. Scott, according to the writer, left Auckland to return to his business in Chicago.

Roster Corrections

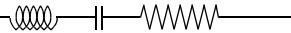
Hoke, Scott

6978 SW Tierra del Mar Dr.

Beaverton, OR 97007

(503) 646-9392 desk.jet@cwix.com

Tube Radios, incl. consoles.



R

Swap Shop

FOR SALE: Thousands of tubes, hundreds of radio parts, panels, meters, surplus, etc. R5-D3 electronic surplus, Bob Lee, 6111 SE 82nd Ave., Portland, OR, (503) 774-6560.

BUY, SELL, & TRADE: Vintage Radio, Early Television and Hi-Fi.

Wanted: Tubes, Parts and whatever you might have related to early radio & TV. Visit my web-site at: < <http://www.radiolaguy.com> > or e-mail me at: < sonny@radiolaguy.com >

Thanks, Sonny Clutter, phone (360) 834-5741

WANTED: The Crystal Radio Guy wants crystal sets and toy germanium diode radios. Buy outright, or trade for other radios. Galen (503) 231-9708.

WANTED: Zenith tube shields. Have non-Zenith shields (Philco, other brands) to swap. Contact Dick Dielschneider.

WANTED: White plastic knob with a long shank for a Bendix 55L3 white plastic table radio. Rick Walton, (503) 284-5648, rwalton@teleport.com.

WANTED: **Zenith Transoceanic parts, cases, non-working units, any models... also interested in T/O wannabe's by Hallicrafters, RCA, etc. Vance Daberko, (541) 753-3356.

WANTED: *Drive belt for Zenith 7J259, Chassis 5711. Ray Vanderzanden. (503) 648-2287


FOR SALE: **Atwater Kent Model 40 in nice working condition with tubes and very nice Type E speaker, \$165.00. Dave Brown (503)585-4667, dbrown@mail.ncn.com.

FOR SALE: **3 TV's: 10" Olympic wood table model, 12" Majestic wood table model, and 14" Admiral brown bakelite table model. Call for prices and details. Still have a few radios left to sell also. Jerry Talbott (503-649-6717)

Leads and Needs

Hickok TV-3B/U tube tester. Located in Canby, OR. Contact Pete Avery, (503)266-4010.

"The Best Built Set in America"
R-212



Embodiment of the Hazeltine Neutrodyne circuit in an improved form as to neutralization, workmanship, quality, appearance and efficiency of operation.

Radio Service Laboratories, 1000 11th Ave. Asbury Park, N. J.

Licensed by I. R. M. Inc., under Hazeltine Patents

Meeting Location!

Our monthly meetings are held in the Abernathy Grange Hall, located at 15745 S. Harley Ave. in Oregon City. Here are instructions for getting there and a map.

1. Take the OR-213 exit, exit number 10, towards PARK PLACE/MOLLA.
2. From the South, turn RIGHT onto SR-213, or from the North, keep RIGHT at the fork in the ramp and merge onto SR-213.
3. Turn LEFT onto CLACKAMAS RIVER DR.
4. Turn RIGHT onto S FORSYTHE RD. (appears on the map to turn into PARK PLACE)
5. Turn LEFT onto S HARLEY AVE. The Abernathy Grange Hall is a little past S. Taylor Lane.

The written instructions came from “Map Quest” on the Internet; the map is scanned from a AAA map with much detail removed for the sake of clarity.

