

Call Letter

of the Northwest Vintage Radio Society Portland, Oregon

Vol. 21

May, 1995

No. 5

MAY 13th, 1995
9 AM to 1 PM

The NW Vintage Radio Society's
Semi-Annual Radio Show & Sale

Multnomah Arts Center
SW 31st & Capitol Hiway

Free to the Public

Hundreds of radios on display. Most of them for sale.
Open to the public at 9 AM. Many tables are sold out
before 1 PM. Exhibitors are encouraged to keep selling
until 1 PM. For more information or to help set up call
Dick Dielschneider (503) 246-1062.

More than two decades in print

Northwest Vintage Radio Society

The Northwest Vintage Radio Society is a non-profit historical society incorporated in the State of Oregon. Since 1974 the Society has been dedicated to the preservation and enjoyment of "vintage radio" and wireless equipment.

Membership in the Society is open to all who are actively interested in historic preservation. The dues are \$15.00 for domestic membership, due on January 1st of each year (prorated quarterly).

The Call Letter has been a monthly publication since 1974. It was originated with the founder Bob Bilbie and our first president Harley Perkins. Through several editors and with the assistance of numerous members the Call Letter has continued to be a publication that both informs members of the society's business and that has supported the hobby of collecting, preserving, and restoring vintage radios.

Society meetings are held monthly (except July and August) at the Northwest Vintage Radio Museum, 7675 SW Capitol Highway (at 32nd street) in Portland Oregon. They convene at or about 10 AM for the purpose of displaying radios, conducting Society business, and information exchange. Guests are welcome at all Society meetings and functions (except board meetings)

Other Society functions include guest speakers, auctions, radio shows and radio sales which are advertised in the Call Letter and are held in and around SW Portland.

Society Officers:

President	Greg Bonn	(503) 642-5097
Vice President	Speed Feldschau	(503) 390-3928
Treasurer	Ed Charman	(503) 654-7387
Secretary	Ken Seymour	(503) 642-9115
Board member at large	Ed Pittaway	(503) 645-2883
Call Letter Editor	Dick Karman	(503) 281-6585
Museum Curator	Frank Rasada	(503) 246-3400

The Society's address is:

The Northwest Vintage Radio Society
Post Office Box 82379
Portland, Oregon 97282-0379

May 1995

Table of Contents

Meeting Minutes	2
Museum Report	3
Atmospherica	4
Is It 1929 Again	5
Leads & Needs	7
In the Shack With Mike Parker	8
Acquisition	11
SWAP SHOP	12
Calendar	14

The CALL LETTER

Editor, Dick Karman, (503) 281-6585

Word Processing, Binding, and Distribution,
Gordon Phillips (503) 234-3517

Don't Miss the
May Radio Show & Sale !
Multnomah Art Center ,
May 13th

The Call Letter is the official publication of the Northwest Vintage Radio Society. Circulation is limited to the membership and guests of the Society. The Society is not responsible for the material contributed for publication, nor the quality, timeliness or accuracy of the items offered for sale in the SWAP SHOP. By common agreement of the board of directors, the buyer assumes all responsibility for the satisfaction of any transaction.

Meeting Minutes

By Secretary Ken Seymour

The April 8th, 1995 meeting of the NW Vintage Radio Society was called to order by the club President, Greg Bonn at 10:05 AM, with 34 people in attendance. The minutes of the March meeting were accepted as published in the Call Letter. Ed Charman gave the Treasures report which was approved as read. The club welcomed two guests to the meeting: Roger Brown and Stanley Gibson.

Good Wishes None to Report. However, everyone was excited to see Don Iverson at the meeting!

Old Business

Dick Dielschneider reported that he had 6 tables left for the May 13th show. He encouraged members to get their table reservations in quickly.

Speed Feldschau mentioned that he would like the club to pay for the rental of a chemical toilet. This would be used at his next show in Kaiser. The idea was discussed, but no commitment was made at this meeting to set funds aside.

Dick Dielschneider also suggested that it would be nice to get somebody to video tape the May show. Everyone thought that this was a good idea and Richard Bixler volunteered to bring his camera a record portions of the show.

Ed Charman reported that 109 out of 161

members have paid up their dues for this year. He encouraged those who want to continue their membership to send in their dues.

New Business None reported

Next Meeting

The next meeting will be held on June 10th as the Show will take the place of the May meeting.


The radio contest for the June show will be postponed as a Representative from the Mohawk Finishing Products will have a presentation on their products. The April meeting was adjourned at 10:30.

Museum Report

By Dick Karman

A few years back the radio museum that "lived" on the campus of Foothills College in California was evicted. While the museum has been "in exile" some of its prize possessions have been threatened with loss or damage. There is a plan afoot to save the Perham Foundation Museum.

In downtown San Jose, Kelley Park boasts a historic reproduction of buildings out of San Jose's past. The plan is to construct two of these replicas, the first is a Victorian era Odd Fellows hall, and the business college building where Charles Herrold built his 1909 arc broadcast station SJN. These structures will house the Perham Foundation's fine collection of Radioana, and the foundation's archives which include the personal papers of Lee deForrest. The project requires a \$3 million fund raising drive.



The Foible of the Philco

*The Ad was in the Daily Blurb:
"An antique Radio Set"*

*Mrs. Hortense Martin-Glover
At twenty-three North Willamette*

*He got up at seven-thirty
He was an early riser ---
And scooted up to that address
Boy, did he surprise 'er.*

*He paid the hundred and fifty clams
For that cathedral, spiffy
But when he went to fire it up
His wisdom seemed more iffy.*

*With sweat and time and expertise
Spent on this stubborn actor
It growled once, and spat some tar
And then bit its benefactor.*

*He dimly saw a vision of
that sweet conniving granny
He cursed the day he bought her set,
Then ----- got up off his fanny.*

History: Twenty years ago everyone remembered the scratchy reception of the 30's and 40's. It was blamed on atmospheric conditions, defined as the cause of breaks in serious reception. Atmospheric conditions soon were referred to as "atmospherics." Founding member Tom James thought that our newsletter should have some breaks in serious reception and started to write poetry, titled first **Atmospherics**, and later as **Atmospherica**. Tom and his wife, Dorothy, are gone, but the *Call Letter* continues to publish Tom's works as a *break in serious reception*.

Is It 1929 Again?

By Bud Larson

Our heroes, Carlos Espinoza and Jeremy Taylor are teen-aged radio amateurs. Jeremy's father, Leon, had been given permission to search the old Roman Bros. Department Store for anything of value, or maybe a long-forgotten antique. The building was slated to be torn down for a new shopping mall. Leon left the attic to the boys.

The Roman Brothers had closed the store years ago. No one in the family wanted to continue the business during the depression. Then the war . . . Now it was the 90s and the run-down part of town was being cleared for a mall. Old frail Mrs. Roman remembered Leon from long ago and invited him over to pick up the long-unused key to the back door of the faded brick building. One morning on his way to work, Leon took the boys to the building, unlocked it, and left them with the warning "Be careful."

It was almost pitch black in the old attic. Cobwebs and dust were everywhere. Crunch! "Oh darn!" exclaimed Carlos.

"What is it?" Jeremy inquired, holding steady so he wouldn't step on a similar object.

"Shine the flashlight over here, Jeremy. See that carton? It's a Cunningham C350 tube, smashed! Old-time Electronics in Arizona would have given us some bucks for that one. Too bad! Let's see what else we can find in this creepy place." Carlos said as he pushed aside some disheveled boxes to reveal a dark brown door emblazoned with the letters 7ZZ. He pulled open the door to the screech of rusty hinges.

"Wow! Look at that. I bet it's an old ham radio station."

"Yeah, Carlos," Jeremy said, "I remember Dad talking about hearing of an early ham radio station. But I didn't know it was up here. I bet it's over sixty years old. See the coil of copper tubing, and, yeah, there's a UX 210 tube. This must be the transmitter. Grandpa used to tell us about those triodes used back in the 20's. Some guys used to run them red hot. I bet the

note they put out was terrible."

On the right side of the old, dust-covered bench was a small black panel with two National Velvet Vernier dials. Behind it on a board were two old globes with UX-201As on them. Between the tubes the basket-weave coils of the low-loss Schnell circuit were mounted. A pair of Baldwin phones hung from a coat hook and a rusty hand key was screwed down in front of the transmitter. The breadboard "rig" was hooked to an open-frame transformer. The rectifier tube and Mershon electrolytic filter were still there. The stripes on the receiver's batteries were still recognizable. An open notebook listed the calls made so many years ago. It was as if they had traveled back to 1929.

Since the building was to be demolished, Jeremy and Carlos carefully packed the equipment in boxes and carried it down the narrow stairs. It took time to get the gear out of the building and to Jeremy's place.

Later, the boys laid out the receiver on Jeremy's work bench. They used a squirt of WD-40 on the dials and tuning "condensers" of the old regenerative receiver to free them up to turn again. Jeremy had blown off the dust and polished the black panel till it shined again. The regulated 5-volts power supply was connected to the Fahnestock clips marked "FILS" and the warm glow of the old triodes greeted our modern-day adventurers. Setting the bench power supply to 45 volts, Jeremy hooked it to the binding posts labels B+ and B-. The old phones let out a squeal.

"I guess it's going to work, Carlos. Let's string some hookup wire over the door for an antenna." Jeremy said, trying to contain his enthusiasm.

"What do you think you'll hear?" Carlos asked.

"Let's see." Said Jeremy as he slid the "Baldies" over his ears. He had read about regenerative receivers and set the control to point where the squeal disappeared and the gentle "plop" and hiss greeted his ears as the set went into oscillation.

"Chow pit chow pit, chow chow pit chow." It was W6NVN, in Arizona. the band seemed to be filled with old fashioned-

sounding CW this evening. They were sending slow so our general-class hams could pick up quite a few calls. The notes were sort-of harsh, some wobbly, some chirpy.

"Carlos, I think I tuned in 1929 like that last entry in the old log. Listen!"

Carlos sat down and started to write down what he was hearing. Calls from all over the U.S. describing their equipment: Hartley, TPTG, TNT. "What's that, Jeremy?"

Just then Mr. Taylor drove up. "Hi Boys. What's going on?"

They explained their find and how they got the old receiver going. Leon Taylor then told them of what he had heard when he was young; how young Vern Roman had gone off to college, and never returned. He even knew why those chirpy signals were on the air. "This must be the Antique Wireless Association's 1929 contest. Let's get some dinner, and I'll tell you about the old days."


(All Rights retained by the Author.)

Leads & Needs

By Gordon Phillips

After the April business meeting the President called for leads and needs. Members spoke up and discussed their list, or single item that someone might be interested in. I encouraged them to list their items on the forms which we provide for that purpose, because I couldn't write them down fast enough to include them in the CALL LETTER. I hope those members present didn't misunderstand me. I am always willing to help write down leads and needs after the meeting or when folks call me at my home.

Also, I'll take your acquisitions and swap shop for those willing to give them to me. I'd like to include the price of items in acquisitions if members are willing to give them. It would give both old and new members an idea of what to pay when they are looking around at sales. Let me know what you think.



Ever since I became interested in 1920's radios, I decided there are two battery sets that I must have in my collection. An Atwater Kent breadboard and a Portland built battery set. Preferably a Halowat.

Well, I still don't have a breadboard, but I came across a Halowat last summer in a rather interesting way.

In the past few years, I have gotten to know Don Iverson quite well. Here is a guy as interesting as his collection of various radios and radio related items. A person with a full time repair shop known as "Wireless Antiques" and able to fabricate his own parts from scratch, if necessary. Don is a charter NWVRS member.

I have never seen Don without at least 3 or 4 projects going on at once, except during his recent time in the Hospital. A creative individual, Don has been "at it" for about 40 years. Name an old rare radio part or tube and sure enough, Don has it somewhere! Who else has a working spark transmitter in his living room?

One day while Don and I were prowling through his attic, a virtual "wrecking yard" of 1920's receivers. One was very complete and one appeared to be all there but missing some parts. Don wouldn't part with the good one but was willing to come to terms with me on the partial set, a 1926 model Halowat TR-5 three-dialMade in Portland!

Don didn't see any reason to have two Halowats and I discussed my plans to restore the parted out one to operation, so he decided to sell it to me. He even offered to look through his

junk for extra parts and eventually found a few.

As I put the old piece of "junk" in the car , I was so thrilled that I don't even remember driving home!

Upon closer inspection, "In the Shack", I found that it was missing the rheostat and the hard to find rheostat knob, the switch, some tube sockets and some binding posts. Someone, years ago, had cut out many of the square busbar connections under the panel, (Don swears he didn't do it) and found it "as is".

To the rescue came another friend and long time NWVRS member, Jim Mason. Jim had a nice Halowat TR-5 in his vast collection and when I told him my restoration plans, he kindly let me borrow his set to use as a model.

This kind of cooperation by Don Iverson and Jim Mason is what a radio club is all about and I thank them both for their efforts.

I carefully took Mason's Halowat out of the cabinet and set the chassis upside down. I could now see what my Halowat was missing.

After I compared the two, I marveled at how anybody, other than a nitwit, could have butchered a radio like that! The square busbars were clipped in a crude, illogical manner. Many nuts, bolts, and screws were lost including some hard to find acorn nuts, used to mount the tube sockets to the top of the bakelite sub-paned. The amber colored "spaghetti" tubing used to cover the busbars was gone. The whole set was filthy.

Many would have given up in disgust, but I had a vision....A perfect, playing Halowat receiver! I had to get busy, I couldn't keep Mason's Halowat forever and besides, I had a goal, to fulfill that vision.

I had to order new busbar from Antique Electronic Supply 6221 S. Maple ave. Tempe, AZ. 85283. Listed in their catalog as "Early Style Square Bus Wire", it is part No. SW-140 and costs \$2.00 per 10 ft. roll, plus S&H charges.

My own parts collection produced some of the Eby binding posts, as well as identical small "Mica Sandwich" capacitors, one with the grid leak clips. Also, an identical make rheostat

appeared. I had to send away for the correct switch.

Another well known NWVRS member, Sonny Clutter, unknowingly supplied the authentic color of wire spaghetti when I picked up a nearly stripped out 1929 Coast Guard receiver from his "free" pile at his radio garage sale last summer.

I cleaned every inch of the Halowat with cotton balls, Q-tips and water or liquid wrench. A lot of work but after a while, no more grime and no more bakelite scratches.

Finding the nickel plated acorn nuts was another story and I learned a lesson the hard way after several wild goose chases....Don't just go to Freddy's or Ace Hardware and expect things to magically appear. They won't! Go to specialty places like General Threaded Products, 2318 S.E. 10th, Portland or, Winks Hardware, 903 N.W. Davis, Portland. There other places I won't list here.

For about \$3.00 and \$20.00 worth of gas, I found the exclusive nickel plated caps at Winks. They are almost identical, but have a lower profile hex cut. They don't cut them nowadays like they did in the 1920's. The lesson here is; Anything new and nickel plated is very scarce, these days.

With all the parts ready, I went to work. The square bus wire pieces must be measured and bent accordingly. I used a long nosed pliers, being careful not to mar up or twist the bus wire, I cut the spaghetti to fit and butt spliced the new bus wire to the old, forming the pieces to look just like the ones in Mason's Halowat. I could just see the assembly workers in the 1920's, doing this all day for a mere pittance. We have come a long way in electronic assembly!

The bus wires require a lot of heat and I found that an old style big soldering iron worked the best, after I got the feel of it. They are clumsy at first. A high power soldering gun would work, as well.

Finally, the magic moment arrived and I put in the tubes and hooked it up. Response was very good and the Halowat is quite a performer. It pulls in a lot of stations with good volume for a 5 tube TRF and compares favorably to the Fada 192-A, Atwater Kent 20 and Grebe Synchrophase.

"Halowat" was a trade name used by the Hallock and Watson Radio Corporation and formed by combining the owners last names. The address on my set is 192 Park st. Portland, Ore.. With the help of my friend Bill Hayes, a local Portland historian and ex-radio repairman, we discovered the company was located in a building that still stands at the corner of S.W. Park and Taylor Streets. They also operated radio station KGG for a time.


According to McMahons "Radio Collectors Guide" Hallock and Watson listed a model RF-12 for 1922-23 at \$100. The last year listed was 1926 with my model TR-5 Halowat 3-dial (Serial No. 456) for \$90. and a 2 dial AW-5 for \$160. They may have made radios after that, as the Portland telephone directory lists Hallock and Watson as a radio repair shop on E. Grand Ave.

I would appreciate any info from other Halowat owners or any historical info on the company. I am looking for a copy of the 1990 "Call Letter" with an article on Halowat.

This was a fun project with a reward and I hope it will inspire anyone with "half a radio" to not give up and to finish the job.

Now, where is that elusive rheostat knob? It is 2 inches across, Black with an arrow part way around the skirt....Missing knobs are the curse of this hobby!

See you next time, "IN THE SHACK:....73"s, Mike Parker



The Author's Halowat receiver

Swap Shop

WANTED

Tuning Dial for Silver-Marshall Model 30 **Walter Humbird**
(503) 642-0202

Cutting needles for Webcor type older type records. Glen
Bricker 1030 N.11th St. Cottage Grove Or. 97424 (503) 942-3717

Philco parts. Speed Feldschau (503) 390-3928

Old CB Crystals Dick Bartlett (206) 365-3056

Cowan Publishing Co. Book "Command Sets" from about
1958. Russ Lawton (206)- 362-1708.

Anything DeForest related for my son's school project.
Mark Davidson (206)- 927-4838.

Riders Volume 3 Steve Metzenburg (206) 941-0699.

Hallicrafters S-53A & R-46. Steve Posey (206) 361-1967.

PRE-1920 Radio receivers. Steve Von Talge (206) 527-2829
or 783-2543

Parts for [1] PHILCO 37-690, [2] PHILCO 37-116 or 37-118:
Dial parts, Bezels, Speakers, Cabinet, Chassis and bandswitch
knob. [3] 1942 ZENITH 12-H-689: (Insignia) that goes on the
square dial glass with a hole in it. Jerry Cappoen (206) 874-
5490.

1938 Zenith 15-U-270 Console. Also interested in consoles
from 20's-40's. Debi Freal. (206) 334-7753

6A5 Tube, New in box, RIDERS or National Union Volumes
1, 21, 22. Steve Metzenburg (206) 941-069.

1920's Old crystal detector, Old Receiving tubes for collec-
tion (duds OK) 1920's thru 50's. Gil Arroyo (206) 244-2344.

TUBE TEST data charts for precision tube master series 10-
12 Bill Dymont (206) 782-3563.

Boys radios (2 transistor radios C. 1960-1963), pre 1950 TV
sets and literature, Crosley 59 chassis, Sky Chief radios, Syl-
vania 1202 radio. Ken Korhonen (206) 932-9363..

FOR SALE

Model 414 B&K TV Analyst with probes and manual; Model 455 B&K Cathode Rejuvenator with manual and charts; Model Y33 Sencore Flyback Tester with manual; Model CG 141 Color Generator with manual; **Glen Bricker, 1030 N. 11th Cottage Grove, Or. 97424 (503) 942-3717**

Early 50's TV's. Most are 17 inch table models, very reasonable. **Jerry Talbot (503) 649-6717.**

Over 200,000 tubes, panels, speakers, chassis, electronic surplus and supplies. **R5-D3 Surplus. Bob Lee, 6111 SE 82nd Ave. Portland, Or. (503) 774-6560.**

1942 Zenith 6G601M cloth-covered with wavemagnet and Sailboat grille \$40; Zenith 7C05 AM/FM 7 tube, wood cabinet \$35; RCA 6-XD-5 plastic radio with nipper grill, 2-tone green, \$40; Knight signal tracer, \$5; and many more **Bud Larson, 1325 Ridge Way, Medford, Oregon 97504; (503) 773-5214**

LEADS

Riders (Index 11 12 13) Manuals Abridged 1 to 5 plus 8 12 13 14; Philco 1939 year book. Supreme Publications M.N. Beitman Radio Diagrams- 4 books 1926-1938, 1940, 1941, 1942; Sams 1, 2, 3, 4, 5, 6, 8, 9, 11, 12, 13, 14, 15, 16, 17, 18, 19, 20, 21, 22, 23, 24, 25, 26, 27, 28, 29, (2)30, 31, 32, 37, 76, 121, 227, 237, 263, 275, (2)512; Zenith Technical information for Zenith record changers (Cobra). **Don Lacey (503) 654-1556.** Zenith 16 inch TV with turntable, A console. **Ed Charman (503) 654-7387**

AK 10 Breadboard \$1200.00 **Tom 642-3679**

Philco's (3) Consoles and some wood table radios. Need tender loving care. **Roger (206) 347-8674.**

Wilcox Gay Recordio Console **Martin (206) 277-6927.** Riders 6-12, 14, 15. Electronics Supply on 45th Ave. Seattle. (206) 632-2222.

Calendar

Compiled by Dan Howard

- | | | |
|-----------|-------|---|
| May | 13 | NW Vintage Radio Swap Meet 9AM |
| | 14 | PSARA Meeting, Seattle |
| | 20-21 | Yakima Ham Fest Middle School, Selah Wash. |
| June | 3-4 | SEAPAC Ham Convention - Seaside, OR |
| | 10 | NW Vintage Radio Meeting |
| | 18 | PSARA Meeting, Seattle |
| July | 8 | Speed's Swap Meet, Keizer, Oregon |
| | 15-16 | Antique Show - Portland Expo Center |
| | 16 | PSARA Meeting, Seattle |
| | 22 | Ham Fest Junior Hi. School North Bend, Oregon |
| | 23 | NW Vintage Radio Show, Forest Grove
Concours D'Elegance |
| August | 20 | PSARA Annual Swap Meet, Seattle |
| September | 9 | NW Vintage Radio Meeting |
| | 16-17 | Portland Ham Fair, Portland Meadows
1001 NE Schmeer Rd. Portland, Oregon |
| | 16-17 | Antique Show - Tacoma Dome |
| | 17 | PSARA Meeting, Seattle |
| October | 14 | NW Vintage Radio Meeting |
| | 15 | PSARA Meeting, Seattle |
| | 21 | Ham Swap Meet, Polk County Fair
Grounds. Rickreall, Or. |
| | 21-22 | NW Vintage Radio Display, Expo Center
NW Car Collector's show |
| | 28-29 | Antique Show - Expo Center |
| November | 11 | NWVRS Annual Fall Swap Meet |
| | 19 | PSARA Meeting, Seattle |
| December | | NW Vintage Radio Christmas Party |
| | 10 | PSARA Meeting, Seattle |
| | 16-17 | Antique Show - Oregon Convention Center |

Photos of the March Contest

