

Vol. 3

No. 11



Nov.

1977

CALL LETTER

RADIOLA III DAY -- NOV. 12, 1977

For Details See Page 13

Contributed By: Chuck Shively

NATIONAL RADIO NEWS

May, 1930

RADIO'S ONWARD MARCH SHOWN

Radio made new high records in 1929. Here are the complete and final figures as gathered by that prominent Radio Trade magazine—Radio Retailing.

1929 Radio Sales, at Retail Prices

Item	Units and Dollars	Item	Dollars
Radio Sets, factory-built (89% include consoles and built-in reproducers) ..	4,200,000 \$525,000,000	Storage (A) Batteries, Chargers and Socket Power Units ..	\$14,350,000
Radio-Phonographs (Combinations) ..	238,000 67,068,000	Other Accessories	9,600,000
Tubes, all types ...	69,000,000 172,500,000	Parts (Direct to Consumer) ...	7,500,000
Reproducers (Exclusive of 3,689,000 sold with sets and combinations)	800,000 16,000,000	Totals	
B-C (Dry) Batteries 30,530,000	Sets, plus Combinations	592,068,000
		Parts	7,500,000
		Accessories ..	242,980,000
		Total Sales for 1929	\$842,548,000


OUR PEOPLE

The Fall Swapmeet was a modest success. Everyone had lot's of fun selling, trading and buying. Quite a few people bought some of the Radio Craft and Shortwave Craft magazines that Bob Campbell brought. Joe Tompkins no longer needs a Kolster case; but, Chuck Shively sure does, since he traded Joe most of an AK 20 for the Kolster chassis. Don Iverson had many interesting tubes for sale including several experimental types. Other sellers included Hugh Rankin, Craig Hoaglin, Alan Shaddock, Glen Gonshorowski, Edwin Buhite, Lou Stober, Dick Howard, Jim Mason, Mark Moore, and Chuck Kibler.

Lou Stober watched his Crosley RFL 75 set on the table all day before it was sold (now I have two of them and they are very different Ed.).

The big event at the October meeting was a raffle for the club radio, a Crosley Showbox. The winner was Matt Gould. The raffle raised a little more money for the club treasury which can sure use it this time of year.

RADIOLA III--



Slow Saturday

There's a flea-market caper I know
(Quite large as flea-markets go)
But with our "radio-swap",
Was a bit of a flop;
As attested by Tom, Dick and Joe.

TJ 77



ATMOSPHERICA

By J

REQUISCAT IN PACE

The panel was MICARTA,
And the baseboard made of pine.
Dials were KURZ-KASCH verniers,
Tuning HAMMERLUND straight-line.

CARTER supplied the rheostats,
AMER-TRAN, the audio needs.
NA-ALDS held the CUNNINGHAMS,
FAHNSTOCKS, the battery leads.

SANGAMO condensers, a few
Resistors made by LYNCH.
Threaded tubes of BAKELITE
Made winding coils a cinch.

BELDEN wire for hook-up,
KELLOGG jacks for phones.
A FARRAND inductor speaker
To catch those dulcet tones.

Add an old VICTROLA cabinet,
And this collection came to be
The MASTERPIECE of my young life,
Old HYBRID number three.

PROSIT!

Our N-double U-V-R-S----
A boon to old sets in distress.
Many radios decrepit,
Would still be---exceptit,
Our nostalgia saved them--I guess.

Tom James

MARK'S MEMO

By:
Mark Moore

Heading the list of new members this month is Leslie Ball, an overseas member from New South Wales, Australia. He has several homebrew sets and an Erla five valve set.

Next is John Davis a very prominent phonograph and radio collector from Goldendale, Washington. Another Washingtonian who is known to other radio clubs is Richard Gunderson of Redmond. He owns and operates Cascade Television.

Some of you may remember that several months ago we put out the call to locate Edward Morrell; well we are glad to report that we now have his address and he hails from Klamath Falls, Oregon. Finally, from Phoenix, Arizona the welcome mat goes to Bill Pugh.

We welcome all of these new members, we are happy to have you with us.

NWVRS MEMBERSHIP INFORMATION

Annual Dues:

Regular Members	\$10.00
Senior Members(over 70)	7.50
Associate Members (More than 100mi. away)...	7.50
Overseas Members	12.00

Write to:

Alan Shadduck, Membership Chairman
13855 S.W. Farmington, Apt. 209
Beaverton, Or. 97005

Name _____ R A S O

Address _____ Date _____

City _____ State _____ Zip _____

Phone _____

Interest _____

LETTERS

Bradley, So. Dak.
Sept. 15, 1944

FLASH.....HOLD the PRESSES

I just invented the Reflex circuit. It will revolutionize radio reception. No need for those big ten tube sets. I was today again fooling around with my favorite homemade radio, which is a two tuber. A regenerative detector with a single audio stage, when I remembered something I read yesterday in my radio book. It seems as though a tube will amplify both RF and AF at the same time. Since I was already running RF back from the plate circuit to the grid, whereby gaining a big increase in signal--why not try and run the audio back through the RF stage as well and pick off the signal from the plate circuit. Admittedly, there is some problems to be worked out when using a regenerative detector, so for the time being I am just using a straight grid-leak detector. I am running the audio from the type 38 tube to the filament of the 1H4 (don't laugh at the choice of tubes, there is a war going on you know). I am getting an increase in signal about the same as with the regenerative detector. Darn what happened now? Oh oh my battery voltages are way down. Well the wind ain't blowed in most a week now. I am running a 32 volt windcharger system. We don't have electricity here on the farm yet. Boy as soon as the batteries get charged back up I'm going to get back to work on ironing out the bugs in that regenerative Reflex circuit. I know it will work, just have to keep experimenting to find out how.

For you scoffers who say that Marconi O'Dyne Reflex developed this circuit 20 years ago, I don't claim to have invented it first, I just invented it that's all. Building radios is fun, try it, you'll like it.

Did I tell you about the time I was building this Monstrous 18 tube Superohetrodyne? I was going to run four IF stages, but I only had two IF transformers. So I wound my own--PI wound to boot, but that's a different story.

Don Iverson

LETTERS cont.

Hi Bob & Cathi:

Just a line to let you know, Craig and I really enjoy the Call Letter and appreciate all the work that goes into it.

Had a big Hamfest Sept. 24-25th - about 500 turned out. Lot's of good buys in the swap shop. Tex Sloat sold quite a few sets and items. I picked up a 1915 Mercury Arc Rectifier, like the three prong one in Vintage Radio, only an earlier model.

Alan Shaddock and Mark Moore visited here about a week apart. We had nice visits.

Since you were here, I picked up a 1917 CN-208 crystal receiver - serial #1 like the National Electric Supply in Vintage Radio; it weighs 47 lbs.

Hope you and Cathi are finding some nice old sets reasonable. If you get a chance visit Bill Shawver in Kennewick, he is one of our members.

73 Pat Stewart

Gentlemen:

I have the following radios for sale. Pick up only, after 3 P.M. weekdays. Would suggest you telephone ahead. My number is: 509-882-1920.

1. General Electric #HC31	\$60.00
2. Philco model 86	30.00
3. Zenith Trans Oceanic #8C40	15.00
4. Philco table model 16	45.00
5. G.E. table model #203	10.00
6. Majestic model #50-52	55.00
7. Airline 1934 ? Series 07A	35.00
8. Crosley console(face plate missing)	20.00
9. Coronado 650 Battery	10.00
10. "Junior"?	10.00
11. Airline 62177	36.00
12. Zenith #55228	35.00
13. Gillfilan model 86U	25.00
14. Atwater Kent model 70, chassis L	52.00
15. Grunow model #508	25.00
16. Majestic #7YR752	35.00
17. Silvertone #4B376285	40.00
18. RCA Victor 9TX50	20.00
19. Dome Speaker	15.00

Charles J. Schwabauer
705 Hillcrest Road
Grandview, Washington 98930

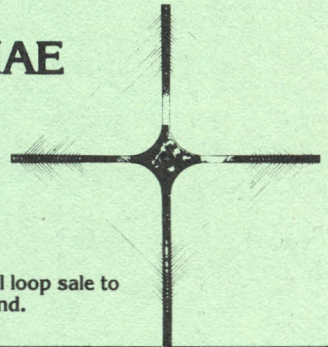


Hot Sale

OLD RADIOS, ETC...
BY G. STREETER
C.R.C.

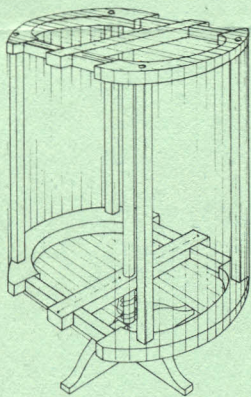
DEFOREST REPRODUCTION LOOP ANTENNAE

Beautifully prefinished and assembled with over 100 machined brass fittings and Bakelite parts, with a DeForest decal. Fits all D-7, 7A, 10, 12, and 17 sets. Wire not included.



PRICE \$60.00 (includes postage)

NOTE: 10% of all loop sale to AWA Museum fund.



RADIOLA AG-814 LOOP ANTENNAE

Precut Mahogany frame with an etched brass name plate and 1924 instruction card. This loop is a great addition to any collection and fun to assemble. Includes radiola type wire.

NEW PRICE \$37.50

(includes postage.)

NOTE: 10% of all loop sale to AWA Museum fund.



Radiola Grand Speaker Grills

Unfinished Mahogany is precision cut to the 1922 pattern. Needs only staining to complete your rare and unusual radio.

PRICE \$15.50
postpaid

Radiola Antenna Wire

Multi strand copper wire with a brown braided Celulon cover just like the original 500' roll

PRICE \$35
~~\$40.00~~
postpaid
Smaller Lengths — 10¢ ft.

Radiola V & VI Wooden Tops

Always missing, this solid Maple reproduction is the crowning compliment to another uncommon set. Unfinished.

PRICE \$19.50
postpaid

FOR INFO:

Photos available for \$1.00 each. Includes wire sample.

Send Sase and specify item photo.

Telephone:
213 / 541-3279

SATISFACTION ON ITEMS (NOT SAMPLES) GUARANTEED OR RETURNED FOR FULL REFUND.

GLENN S. STREETER 26008 CRENSHAW BLVD. / #106D / TORRANCE, CA 90505

A Simple Transformer Repair: If one or both windings of an audio transformer have gone bad, a temporary repair can be made by following the connections indicated in Fig. 1. If on test the primary circuit proves to be open, connect a 100,000 ohm resistor A across the P and B terminals of the primary winding and a fixed condenser C across the P and G terminals. The fixed condenser should have a capacity of from .006 to .01 microfarads. Try several and retain the one that gives the best results.

If the open circuit proves to be in the secondary winding, connect the condenser as before but instead of the resistor A connect a resistor B having a resistance of 500,000 ohms across the G and F terminals of the secondary. Incidentally, the value of this resistance can vary as long as it is not less than 100,000 ohms.




Fig. 1

In both of these repairs, the effect of connecting the condenser and resistance to the transformer terminals is to change the original transformer stage into an impedance-coupled stage. For this reason, there may be a slight reduction in volume.

If both windings prove to be open, connect all three units to the transformer; resistor A across the P and B terminals, resistor B across the G and F terminals, and condenser C across the P and G terminals. This will convert the original transformer circuit into a resistance-coupled stage.

RADIO STATIC

By
Glenn Gonshorowski

NAMES OF RADIOS, SOME LETTERS ARE MISSING. YOUR GOAL IS TO FILL IN THE MISSING LETTERS AND COME UP WITH A COMPLETE NAME. ANSWER IN NEXT MONTH'S ISSUE.

LAST MONTH'S ANSWERS

___ I R A ___

___ E N D ___

BENDIX

___ T I N ___

___ I L C ___

PHILCO

___ O S C ___

___ E M L ___

REMLER

___ I M P ___

___ I T H ___

ZENITH

___ T R O L ___

___ M E R ___

EMERSON

___ N O W ___

___ D I O L ___

RADIOLA

CARTOON CLIPPINGS


By Art Redman

RADIO TERM ILLUSTRATED



Suggested by:
L. B. Vantress,
Anatone, Wash.

Twisted Pair



"Raise the aerial a little higher, Gus!"

POWER SUPPLY

At the Fall swapmeet the ladies auxiliary sold miscellaneous items donated by club members. The women made about \$25 which will be donated to the NWRS treasury. Thanks gals we can use it. Thanks also to the members who donated the items that were sold. Dorothy James and Virginia Rankin spent the day at the Power Supply table.

The following recipe is from a booklet titled "Your Neighbor Lady", a late 1930's cookbook published by WNAX in Yankton, South Dakota.


GUMDROP COOKIES

- 1 cup BROWN SUGAR
- 1 cup WHITE SUGAR
- 1 cup SHORTENING OR BUTTER
- 2 EGGS
- 2 cups GUMDROPS, cut in small pieces
- 2½ cups FLOUR
- ½ teaspoon SALT
- 1 teaspoon BAKING POWDER
- 1 cup COCONUT

Method: Cream sugar and shortening. Add eggs and gumdrops. Mix all dry ingredients together and add to creamed mixture. Mix well and drop on baking sheet. Bake in moderate oven.

Learn the Code at Home with the Omnigraph

"Just Listen—The Omnigraph will do the teaching"



THE OMNIGRAPH Automatic Transmitter will teach you both the Wireless and Morse Codes—right in your own home—quickly, easily and inexpensively. Connected with Buzzer, Buzzer and Phone or Sounder, it will send you unlimited messages, at any speed, from 5 to 50 words a minute. THE OMNIGRAPH is not an experiment. For more than 15 years it has been sold all over the world with a money back guarantee. THE OMNIGRAPH is used by several Depts. of the U. S. Govt.—in fact, the Dept. of Commerce uses THE OMNIGRAPH to test all applicants applying for a Radio license. THE OMNIGRAPH has been successfully adopted by the leading Universities, Colleges and Radio Schools. Send for FREE Catalog describing three models, \$14 to \$30. DO IT TODAY.

THE OMNIGRAPH MFG. CO.
16B Hudson St. New York City

If you own a Radio Phone set and don't know the Code—you are missing most of the fun

When writing to advertisers please mention THE WIRELESS AGE

EDITORIAL COMMENT

RADIOLA III DAY, NOV. 12, 1977

Since I don't have a Call Letter to look for in the mail each month I look for letters from each of you. This month we received several letters, all of which are greatly appreciated. Keep them coming--we'd especially like to hear from our associate members in order to restore our faith in the U.S. mail.

Remember that annual dues should be paid no later than the December meeting, December 10th. 1978 dues are \$10 for regular members and \$7.50 for associate members.

The vote of confidence for the Call Letter at the last meeting was great and should keep me charged up for quite some time. Nevertheless, the Call Letter is not a one-man show. Tom and Dorothy James, Mark Moore, and Cathi have put in many hours of work writing, folding, stapling, etc. Thanks folks!

Cathi has been talking of quitting lately. Perhaps you can help me convince her to stay on. You wouldn't want my typong or speling.

I just read an article that states there are only 300-400 RCA Radiola III's in the country today. This seems a little low to me. How about if we make next meeting Radiola III Day? Everyone that has a three bring it to the Nov. 12th meeting. Let's see how many we have in our club. I'll take a guess and say 25-30. Can the NWVRS have 10% of the Radiola III's in the USA?

In the March 1924 issue of Wireless Age magazine the Broadcast Directory lists station KGG as being owned by Hallock & Watson Radio Service, Portland, Or. If anyone has information on KGG or Hallock & Watson please drop me a line.

See everyone at the next club meeting Nov. 12 at the Buena Vista clubhouse in Oregon City.

Bob Hay,
Editor


SWAP SHOP

- WANTED: Tube setting chart for Jackson model 634 tube tester.
Jim Mason
90 N.W. 150th Ave.
Beaverton, Or.
503-644-2343
- WANTED: Unusual Radio Tubes
Don Iverson
10115 N.W. St. Helens Rd.
Portland, Or. 97231
503-286-1144
- WANTED: Case for Kemper K-5-2 portable. Also would like to see one as a model for building one.
Bob Hay
5225 S.E. Brookside Drive
Portland, Or. 97206
503-659-8566
- WANTED: Paragon PB-2 and RA-6, DeForest MR-5, MC-1, MP-400 Interpanals, OT-25, RS-500, RS-501, SP-1, SP-2, SP-3, SP-4 and DeForest catalogs, will pay top \$ or trade
ALSO other rare items for same.
- FOR SALE: Nov. 1st list available for large S.A.S.E. with 24¢ postage
Glenn Streeter
26008 Crenshaw Blvd. #1060
Torrance, Ca. 90505

JA MAC PRODUCTS

Speaker Re-Coning
All Makes

8600 N.E. Sandy Blvd
Portland, Oregon 97220
252-2929



**WANTED ANYTHING MADE BEFORE 1940,
CASH PAID, ANY AMOUNT
WE PICK UP ANYTIME, ANYPLACE
QUALIFIED APPRAISALS**

Portland's largest selection
of vintage radios

MIKE'S GOLD ANVIL ANTIQUES

5901 S. E. FOSTER RD. - PORTLAND, OREGON
CALL COLLECT 1-503-771-1066

Proprietor

Mike Losli

Res. 1-503-645-1254


Mercantile Clerk

Bob Davis

Res. 1-503-775-9908

Portland Radio Supply

Since 1932



COMPLETE LINE OF AMATEUR EQUIPMENT

Celebrating the remodel of our Stark Street Store and
The Grand Opening of our Medford Store during the
Month of November

During November --

Specials

Visits from Factory Representatives

1234 SW Stark St.
Portland, Oregon 97205
Phone: 228-8647

1133 S. Riverside Ave.
Medford, Oregon 97501
Phone: 773-5815