



"THE CALL LETTER"
OF THE

NORTHWEST VINTAGE RADIO SOCIETY

VOL. II - NO. 9

9/28/76

WRITTEN & EDITED BY BOB BILBIE

MAILING LABELS BY DOUG EGGERT

*PRINTED BY LIGHTNING QUICK PRINT

All material should be mailed by the 25th of the month, to Bob Bilbie,

295 S. Knott St., Canby, Ore., 97013

We are a non-profit organization dedicated to the preservation and restoration of antique radio. We print this for the enjoyment of our members throughout the land, Thank you!

(Our Mistakes are free!)

A LITTLE ABOUT THE FAMOUS "CATHEDRAL RADIO"

As we promised last month, this issue will deal primarily with the radio we probably remember best of all, the "cathedral radio". In talking with people less knowledgeable than ourselves about radio, the conversation will invariably turn to the "bee-hive"! They were called midget sets by the manufacturers, but later became fondly known as the Cathedral Radio. They evolved from the first ECHO-PHONE ELECTRIC, using 4 201a tubes in an AC powered chassis to the more highly sophisticated PHILCO's of the late 30's. Who among us does not love the famous Atwater Kent, Model 84, the Model I7I, I2 tube CROSLY, or the ultra-famous PHILCO, Models 70 & 90?? There is, of course, a long and distinguished list of other fine old gems, possibly too long to mention here in this short newsletter. This type of radio at once provided us with a cabinet that was esthetic to both the eye and ear as well, and we feel a sorrow for those collectors who cannot appreciate this highly specialized breed over their battery sets. These are truly a tribute to American design, compact, beautiful, and very capable in doing their job! The PHILCO BABY GRAND, MODEL 90, is perhaps the most copied radio ever built and for good reason, for it was the epitomy of design and function!!




The grading of Cathedral Radios is somewhat confusing but lets say there are really three categories:

- A- The near cathedral-almost one but not quite,
- B- Plain cathedral that has all the features of one but lacks the "fancy" and last,
- C- The classic cathedral-those with special embellishments added to an already beautiful cabinet, such as the front panel set inside the outer shell. Is this how you would grade a cathedral? We would like to know if there are other grading methods, or are they ALL cathedrals?

The little PHILCO, Model 80 (Philco, Jr.) resides in the Smithsonian Institute as an example of American expediency to design, for it was this little (built to sell for \$19.50, during the great depression) radio that saved Philco from bankruptcy! It was unusual since it was a 4 tube regenerative-superhet. It too, deserves a place in anyones collection of radio memorabilia.

Several radios in this cathedral category that deserve special mention is Jim Mason's ornate GREBE, Alan Shaddock's PILOT DRAGON, most unusual band switching arrangement and your editors CROSLY, Model I7I, I2 tubes, perhaps the most tubes ever put in a cathedral. Let us know what you have and we'll publish that as well!

Genuine
R.C.A. UX 213
Full Wave
Rectifier



May be used in place of the UX 280 Tube. Filament 5 volts. Passes 65 MA. No. A-897 Price **25c**

" ATMOSPHERICS "

By TOM JAMES



"A Different Slant"

In Rock Springs, Wyo., an aunt
Kept a FADA as a stand for a plant,
But water leaked thru,
Loosening all of the glue,
As a stand, it's no good----for it can't!

An antique American Bosch,
Was purchased at auction, by Josh.
His wife let a squeal,
When apprised of the deal:
And, she LET HIM HAVE IT! By gosh.



NORTHWEST
VINTAGE RADIO
SOCIETY




"Call of the Wild"

The Golden Fleece, being fetched home by Jason
Brought odds he was constantly facin'.
So too with OUR hero,
His perils weren't zero,
Our venturesome member, Jim Mason

Up into the wilds of Wenatchee,
Thru realms of the tricky Sesquatchee,
O'er hill and down dale,
On a track nearly stale,
Surpassing a prowling Apache.

He climaxed his mission with joy
At the garage of a Peachy Street boy--
Buying old sets galore--
(A truckload or more)
And boxes of "je ne sais quoi!"

(*French-And boxes of I do not know what!)




The De Luxe A.C. 7 Broadcast and Long Wave Receiver has been designed to incorporate all the latest refinements of present day radio, to receive transmissions broadcast on wavelengths from 200 to 2000 meters, with single dial control, and eliminates the necessity of changing coils with the use of a special panel operated switching arrangement permitting the choice of broadcast on wavelengths from 200 to 550 or 550 to 2000 meters.

This receiver employs 3-235's (Screen grid vario mu), 1-224 (Screen Grid Detector), 1-280 (Full Wave Rectifier) and 2-247 (Pentode Power Output Tubes).

The finest materials available are used in the manufacture of this outstanding receiver which is mounted in an American Walnut Cabinet of beautiful design.

- No. A-3512 (For 110 to 120 volts 50-60 cycle current) **\$29.85**
- Price Less Tubes
- No. A-3513 (For 110-120 volts, 25-40 cycle current.)
- No. A-3514 (For 220 volt 50-60 cycle current.)
- No. A-3513--No. A-3514 **\$30.85**
- Price, Less Tubes
- Complete Kit of Licensed Guaranteed Tubes
- No. A-687 Speed **\$4.33** No. A-688 Arcturus **\$5.67**
- Price



"Anchors Awiegh"

Jerry & Nina have gone away
To Rochester, so they say--
We will miss their pleasant glow,
They were CHARTER stuff, you know

We wish them well in nwe found nest
But hope they'll not forget the West
As they dwell near Ontarios'shore
We hope to see them back once more!

Atmospherics (STATIC) A break in serious
reception-----T/J 73's

New 1932 **STRATFORD**
Mighty Midget

1932's
Newest

De Luxe
7 and 8 Tube
Superheterodynes

WHY THE MYSTERY??

We often wonder why some of our members are so reluctant to let us know of their finds each month? We feel that this would be a most interest- little addition to our paper. don't you? Realize we are not all Jim Masons, but that stuff is OUT THERE and someone is finding it, so let us know of your finds and get your name in the paper!!

I'll bet some of you wonder how this newsletter can so many mistakes in it, huh? Its easy -- I can't

type and the typewriter is an antique IBM electric, the first made by them. I have neither the inclination to change machines or learn to type so you just better bear (or bare) with us!! Besides if you think my copy is bad, you should see the material JOEY TOMKINS sends in to his writer-how it is re-written is beyond us, unless his writer is an Egyptologist or a paleontology expert. Sorry JOE, but facts are facts!! (and TOMMY JAMES, refuses to be called our literary*

The date for our SWAP MEET has been confirmed as the 23rd of OCTOBER, at the CLACKAMAS COUNTY FAIRGROUNDS in CANBY, ORE. Details for set up and selling will be in the next newsletter. We hope all you guys up in Wash. can revise your schedules somewhat and plan to be with us, because there will be fun for all. Refreshments will again be provided by LOAVES & FISHES. This time we are not limiting saleable items to just radios but other items that are collectible or antique, but PLEASE! -no Avon bottles or Tupperware!!

The above article takes care of the month of October, and now we have some more good news for you. Mr. Frank Haley, who operates the VERY GOOD Salem Flea Market has consented to allow our club to set up a RADIO DISPLAY at his flea market. Mr Haley will advertise it as The Salem Flea Market and Radio Show, pay- for the hall rental and ad costs. It will cost our club nothing except our time to set up! Those of you who are familiar with the Salem operation can attest to the fact that it is the BEST in the Northwest. It should get many dealers who have radios for sale to get them out on the tables where we can all have a chance to pick one up. Anyone in the club wishing to set up a table , the cost will be \$5 per. The editor & Sandy and old friend Joe Tomkins were instrumental in getting this done and all we lack is the club's approval. By the way our club will not have to play second fiddle and will receive mention as the NWVRS! This item will be on the agenda at the very next meeting so we can get it all in perspective by Feb. Please plan to attend, for we need your vote..... By the way, this event will be held at the Oregon State Fairgrounds in Salem.

NEXT REGULARLY SCHEDULED MEETING WILL BE OCT. 9-10 AM-BUENA VISTA CLUBHOUSE, AT I6TH & JACKSON, OREGON CITY, ORE. (SATURDAY) We put this in each month for there may be new members wishing to attend the meetings, but are not familiar with our clubhouse location. EVERYONE IS WELCOME, INCLUDING THE PUBLIC.....

There was so much news content this time that our Cathedral Issue will be disappointing to some but we promise in the future to do a truly informative issue of this type.

SO LONG FOR NOW , WE'LL SEE YOU NEXT MONTH AT YOUR LOCAL MAILBOX!

(*genius)

The club would like to take time to welcome the new members who we have not had a chance to meet yet. We will mention who they are next month. WELCOME, FELLAS!!



NORTHWEST VINTAGE RADIO SOCIETY

WANT ADS

BOB DEUEL-I058 Linda, Ashland, Ore. (new member)
Bob needs the following items: (BIG BOX TYPE)
Last bakelite tube section (the one with 3
brass tube sockets in it. A.K. Mod. 20
Interstage trans (good or bad) A.K. Mod. 20

By CHUCK KIBLER-Ph. 678-5066-needs:
Set up chart for Weston Mod 77I tube check.
Knobs, dial escutcheon-Philco Mod. 45
Small knob for Zenith I2-U-I58
K49C-K55B or JFD-B ballast tubes

By Art Redman Ph. 774-99I3
Cabinet for Music Master/One wave batt set
w/slope front

By Bob Hay Ph. 659-8566
Chassis for I93I Crosley (Lo-boy cab.-Mod.
unknown) (Call Bob for more information, Ed.)

By Jim Mason A larger truck for his next
load *****



FOR SALE

By Bob Bilbie-Several batt sets,
several cathedrals, several X-
tal sets, and a few horns. None
will be sold until everyone
has received a copy of this
newsletter. Call 266-5338



Did you know that there was a console type radio, made by Stewart-Warner,
that carried the name of a cathedral? Perhaps there are some out there that have
seen this old beauty, but it derived its name, not from the typical cathedral style
we have come to know and love, but instead it had a pressed wood front into which
the pipes of a cathedral organ were pressed out in design and on each side of the
organ had a stained glass window that became illuminated when the radio was turn-
ed on!! We saw one of these back in Denver, but unfortunately it was not for sale.
Surely a book could be written on the many unusual radios that been built thru
the years!

The editors first little cathedral was a DETROLA, Mod. 4 bought 5 years ago, at
the unheard of price of \$1.00. Brought this little fella home in a box in a 100
pieces and spent nearly 3 months putting it back together, using anything at hand
to get the job done, including popsickle sticks, toothpicks, and lots of Elmers'
Glue! It has survived many, many radio sales, I still have it and will never give
it up, since it was my first "kid"! (the fellas in the store were amazed that I
offered a whole dollar for it!)

We have not received any news from anyone as to what they have this past
month so we can't inform our club members as to your collecting progress, but
your old editor keeps rolling along anyway, for we found a BODINE LOOP AERIAL, in
very good condition, a U.S. RADIO tombstone, really neat, a RADIOLA 20-W/horn and an
extra base, a PHILCO Cath., Mod 7I, a SILVERTONE CATH. made by COLONIAL, which is
really ornate, an unusual small twisted horn (no base) an unusual JACKSON BELL, in
an art deco cabinet (Black) which can be seen on page I02 at the top of the page in
"Flick of the Switch", an AIRLINE battery set with built in speaker, a complete
set of Gerald Breckenridges' RADIO BOY Series (all 7 are in mint condition) and
several other little novelty items pertaining to RADIO.
