

NOVEMBER 6, 1980

SURVEY REVEALS EEs' CAREER CONCERNS/134

N-well C-MOS process yields 64-K static RAM/ 145

Microprocessor pushes a-d converter to 20-bit precision/ 151



FOUR DOLLARS A MCGRAW-HILL PUBLICATION

Electronics®



**Sensing the
real world
with
low-cost
silicon**

147A 060324 44CA2 MAY82
CS OSBORNE-JR
PERIPHICUN
BOX 324
LAVERTON OR 97075

HOW DEPENDENT SHOULD YOU BE ON THE ATE SUPPLIER?

Automatic board test equipment can provide a powerful solution to today's testing needs. But choosing the right system can be a complex and bewildering task, because of all the non-hardware factors to be assessed.

Purchase alternatives.

One factor is the question of system responsibility. At one end of this spectrum is a turnkey system. Here the ATE manufacturer assumes total responsibility and the user is dependent upon the supplier for hardware, software and system implementation. At the other end is the do-it-yourself system tailored to your exact application, in which case the user is almost self-sufficient. Other alternatives also exist. So how can you choose the right one?

Some helpful criteria.

The three most important criteria are: your environment, departmental resources, and the system supplier.

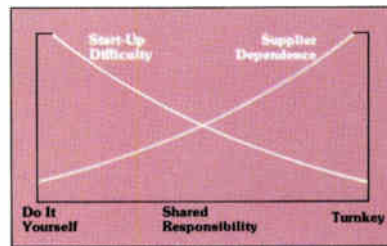
Production environment is critical. How high is the PC board volume? Are the boards extremely complex? How many new products are anticipated? For example, if you have fairly simple boards and few requirements for changes, a turnkey solution may be your answer. But for highly complex boards and a stream of new products, you may wish to keep expansion and revision control in-house. What about departmental resources? Do you have the technical people to assemble and program a do-it-yourself system?

Finally, the

system supplier should be evaluated. Does the company have knowledge of your business and applications engineers familiar with your needs? Will service and support personnel be available when and where you need them?

The concept of shared responsibility.

HP's answer is shared responsibility . . . a concept that minimizes both start-up difficulty and your dependence upon outside suppliers (see chart below).



When you choose the HP 3060A Board Test System, you get a system designed to put you on the road to independence. Here's why:

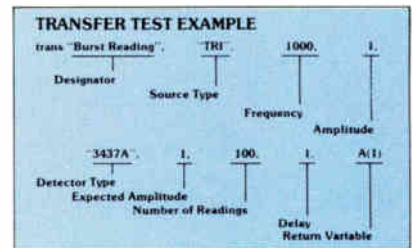
First, you get two weeks of intensive training in system use and software development. Second, HP supplies the software aids that take the mystery out of programming. Non-technical people can easily program in-circuit tests by entering node numbers plus parts values and tolerances. HP's In-circuit Program Generator (IPG) does the rest, selecting appropriate test methods, determining uncertainty, generating the test program and more.

Then, your technical people can easily master BTL (Board Test Language), using commands such as the one shown, to

program functional tests. Because they know the circuit best, testing becomes more thorough and more meaningful.

Third, you get reliable hardware that's ready to operate. Most systems are up and running the same day they're installed. And because the system is HP-IB compatible, you can modify and expand its capability right in your facility without a major software investment.

If you have problems, HP doesn't desert you. Our specialists are available to help. And with the self-diagnostics built into the system, you'll be up and running again quickly.



Supplier independence.

The net result is greater independence. With the HP 3060A, you learn to solve your own problems. That means faster response to changing needs. Direct control over expenses. And, generally, lower overall cost of ownership.

For additional information.

There are numerous other reasons to consider the HP 3060A (\$85,000* for standard operating system). To get complete details, write: Hewlett-Packard, 1507 Page Mill Road, Palo Alto, CA 94304. Or call your nearest regional sales office: East (201) 265-5000, West (213) 970-7500, Midwest (312) 255-9800, South (404) 955-1500, Canada (416) 678-9430.

*Domestic USA price only.

090/45

HP Circuit Testers —
The Right Decision



SURPRISE!



There's No Need to Resist HP's New Lamps.

HP's new resistor lamps can save you costs on additional hardware by eliminating the need for external current limiters. These LED lamps have the current-limiting resistors built in, making low-volume applications convenient and high-volume applications cost effective.


HP's resistor lamps are available in 5- or 12-volt standard Red (HLMP-3105, -3112), and 5-volt High Efficiency Red, Yellow, and Green (HLMP-3600, -3650, -3680). In quantities of 1000, the HLMP-3100 series is priced at \$.36* each, while the HLMP-3600 series is priced at \$.45* each.

They're in stock right now at your local HP components distributor. In the U.S., contact Hall-Mark, Hamilton/Avnet,

Pioneer Standard, Schweber, Wilshire or the Wyle Distribution Group (Liberty/Elmar). In Canada, call Hamilton/Avnet or Zentronics, Ltd. *Suggested U.S. domestic price only.



SURPRISE!



Power MOS FET's are now available from HP

Look to HP for high quality, high performance and reliable Power MOS FET's. These FET's are ideal for off-line switching power supplies, inverter and converter circuits, motor drives and general industrial applications. HP MOS FET's are available now and feature: high breakdown voltage (V_{DSS}), 450V minimum; low on resistance [$R_{(ON)}$], 0.85 Ω maximum; and fast switching speed, 50 nanoseconds typical.

HP Power MOS FET's operate at high frequencies (200 kHz or more), with simple drive circuits. Switching losses are low and smaller components can be used, lowering system size and weight.

They're in stock right now at your local HP authorized distributor. In the U. S. contact Hall-Mark, Hamilton/Avnet, Pioneer Standard, Schweber, Wilshire or the Wyle Distribution Group (Liberty/Elmar). In Canada, call Hamilton/Avnet or Zentronics, Ltd.



**HEWLETT
PACKARD**

113 Technical Articles

COMPONENTS

New applications open up for silicon sensors: a special report, 113

INSTRUMENTS

Digital multimeter satisfies bench and system needs, 123

CAREERS

Engineers of the '80s look to the future with optimism, 134

MEMORIES

64-K static RAM surrounds n-MOS cells with C-MOS circuits, 145

COMPONENTS

Single-slope a-d converter makes a comeback with 20-bit linearity, 151

DESIGNER'S CASEBOOK: 130

ENGINEER'S NOTEBOOK: 156

39 Electronics Review

PHOTOVOLTAICS: TI's solar system stores energy from silicon spheres, 39

Gas jets shape silicon ribbon, 40

SPEECH SYNTHESIS: Single chip talks at low bit rate, 41

MICROSYSTEMS: 32-bit chip set targets software-transparent multiprocessing, 42

SOLID STATE: Helium-neon laser monitor aids single-crystal silicon growth, 44

MEMORIES: U. S. reject rate still trails Japanese, 46

SOFTWARE: C, UNIX system take on all sizes of CPU, 46

Electronic mail goes independent, 48

63 Electronics International

GREAT BRITAIN: Single-channel repeater cancels out rebroadcast problems, 73

WEST GERMANY: Latest 256-K RAM design outdoes its two predecessors in flexibility, 74

JAPAN: Reactive-ion etching goes commercial, promising to boost VLSI yields, 76

THE NETHERLANDS: Fast on-chip serial I/O distinguishes Philips' microcomputers, 78

89 Probing the News

INSTRUMENTS: New systems to bow at Annual Test Conference, 89

CAREERS: Government report hits education gap, 93

MICROSYSTEMS & SOFTWARE: Tek takes new tack with development system, 98

LETTER FROM LONG ISLAND: 'The Island' gets high-tech push, 102

169 New Products

IN THE SPOTLIGHT: 4½-digit hand-held digital multimeters arrive, 169

Chip detects errors in 25 ns, 176

COMPONENTS: Gate structure cuts SCR losses, 186

COMPUTERS & PERIPHERALS: 16-bit terminals have 60-K-byte main memory, 200

INSTRUMENTS: Bit-slice development system emulates 35-ns memory, 214

SOFTWARE: Block structure comes to Basic, 226

COMMUNICATIONS: X.25 packet-switching node handles 1,500 virtual circuits, 234

INDUSTRIAL: Vision and software add talents to sorting and welding robots, 247

Departments

Highlights, 4

Publisher's letter, 6

Readers' comments, 8

News update, 12

People, 14

Editorial, 24

Meetings, 26

Electronics newsletter, 33

Washington newsletter, 55

Washington commentary, 56

International newsletter, 63

Engineer's newsletter, 160

Products newsletter, 255

Career outlook, 259

Services

Reprints available, 204

Employment opportunities, 261

Reader service card, 283

EDITOR-IN-CHIEF: Samuel Weber

MANAGING EDITORS

Technical: Raymond P. Capece,
Alfred Rosenblatt
News: Gerald M. Walker
International: Arthur Erikson

ASSISTANT MANAGING EDITORS:

Howard Wolf, Margaret Eastman

SENIOR EDITORS: Ray Connolly, Bruce LeBoss

ART DIRECTOR: Fred Sklener

ASSOCIATE EDITOR: Benjamin A. Mason

DEPARTMENT EDITORS

Aerospace/Military: Ray Connolly
Careers: Pamela Hamilton
Circuit Design: Vincent Blancomano
Communications & Microwave:
Harvey J. Hindin
Components: Roger Allan
Computers & Peripherals: Tom Manuel
Industrial/Consumer: Gil Bassak
Microsystems & Software: R. Collin Johnson
Test, Measurement & Control:
Richard W. Comerford
New Products: Jeremy Young,
Ana Bishop
Packaging & Production: Jerry Lyman
Solid State: John G. Posa

CHIEF COPY EDITOR: Margaret Eastman

COPY EDITORS: Mike Robinson,
Charlotte Wiggers

ART: Charles D. Ciatto, *Associate Director*
Paula Piazza, *Assistant Director*

EDITORIAL SECRETARIES: Maryann Tusa,
Aian Kleinberger, Dawn Ramsay,
Christina Lindauer

REGIONAL EDITORS

New York: Pamela Hamilton (212) 997-2666
Boston: James B. Brinton,
Linda Lowe (617) 262-1160
Chicago: Wesley R. Iversen (312) 751-3806
Los Angeles: Larry Waller (213) 487-1160
Palo Alto: Bruce LeBoss, *Manager*
Martin Marshall, *Computers & Instruments*
(415) 968-2712
Washington: Ray Connolly (202) 624-7592
Frankfurt: John Gosch 72-5566
London: Kevin Smith 493-1451
Paris: Arthur Erikson,
Kenneth Dreyfack 720-20-70
Tokyo: Charles Cohen 581-9816

McGRAW-HILL WORLD NEWS

Editor: Michael Johnson
Brussels: James Smith
Milan: Jeff Ryser
Moscow: Peter Hann
Stockholm: Robert Skole
Tokyo: Robert Neff

PUBLISHER: Paul W. Reiss

GENERAL MANAGER, DIRECT MARKETING
OPERATIONS: Horace T. Howland

CIRCULATION MANAGER: Herbert A. Hunter

RESEARCH MANAGER: Margery D. Sholes

PROMOTION MANAGER: Jane De Court

MARKETING ADMINISTRATION MANAGER:
Frances M. Vallone

BOOKS & SPECIAL PROJECTS MANAGER:
Janet Eyley

SERVICE REVENUE SPECIALIST:
Penny Reitman

Cover: Silicon sensors face up to reality, 113

One notable aspect of the microelectronics revolution is that silicon sensors are increasingly getting the call to team up with microprocessors. Though silicon has many advantages in this role, it is only recently that demand and technical advances have brought its costs down to practical levels—and these developments are just in their early stages, promising both a huge market and new types of solid-state sensors, says this special report.

Cover illustration is by Solid State Editor John G. Posa.

Tek unveils development system plans, 98

In a departure from past practice, Tektronix Inc., the instrument maker, has announced an entire new family of microcomputer development systems, although only the first member is ready. The reason: Tek wants to give potential users the "full picture," letting them know that they will be able to shift to different design environments without undue expense and hence revealing the "real value" of its single-user system.

EEs say the future looks bright, 134

Five years of record well-being for the electronics industries has given electronics engineers an optimistic view of their future, according to this special report based on a survey of *Electronics* subscribers. Still, the memory of past recessions lingers, so that they are pressing for increased professional recognition.

64-K static RAM boasts the best of two worlds, 145

To build the largest-capacity static random-access memory so far, Japan's Matsushita Electric Industrial Co. went with an n-channel memory-cell array and complementary-MOS peripheral circuitry. Thus it achieved high density without the usual power consumption penalty. What's more, it opted for n-type wells, instead of the common p-type, because of the predominance of n-channel devices.

Single-slope a-d converter bounces back with 20-bit linearity, 151

Passed over for some time now, the single-slope analog-to-digital converter has come back with the aid of the microprocessor. In a prototype, the two together deliver a linearity of 20 bits and an absolute accuracy that depends primarily on the voltage reference used.

And in the next issue . . .

Automotive electronics: a special report . . . a comprehensive preview of December's International Electron Devices Meeting . . . upgrading Fortran for modular programming . . . a video display processor for home use . . . a Winchester disk drive controller for microprocessors.

November 6, 1980 Volume 53, Number 24 104,763 copies of this issue printed

Electronics (ISSN 0013-5070). Published every other Thursday by McGraw-Hill, Inc. Founder: James H. McGraw 1860-1948. Publication office 1221 Avenue of the Americas, N.Y., N.Y. 10020; second class postage paid at New York, N.Y., and additional mailing offices. Executive, editorial, circulation and advertising addresses: *Electronics*, McGraw-Hill Building, 1221 Avenue of the Americas, New York, N.Y. 10020. Telephone (212) 997-1221. Teletype 12-7960 TWX 710-581-4879. Cable address: MCGRAW HILL NEW YORK.

Subscriptions limited to professional persons with active responsibility in electronics technology. No subscriptions accepted without complete identification of subscriber name, title or job function, company or organization, and product manufactured or services performed. Based on information supplied, the publisher reserves the right to reject non-qualified requests. Subscription rates: in the United States and possessions \$18 one year, \$31 two years, \$46 three years; company addressed and company libraries \$23 one year, \$41 two years, \$58 three years; APO/FPO addressed \$35 one year only; Canada and Mexico \$19 one year, \$32 two years, \$47 three years; Europe \$50 one year, \$85 two years, \$115 three years; Japan, Israel and Brazil \$70 one year, \$115 two years, \$165 three years; Australia and New Zealand \$95 one year, \$170 two years, \$240 three years, including air freight; all other countries \$50 one year, \$85 two years, \$125 three years. Limited quota of subscriptions available at higher-than-basic rate for persons allied to field served. Check with publisher for these rates. Single copies: \$4.00; special Anniversary issue: \$9.00 each. Please allow four to eight weeks for shipment.

Officers of McGraw-Hill Publications Company: Paul F. McPherson, President; Executive Vice President: James E. Boddorf, Gene W. Simpson; Group Vice President: Daniel A. McMillan; Senior Vice President-Editorial: Ralph R. Schut; Vice Presidents: Kemp Anderson, Business Systems Development: Stephen C. Croft; Manufacturing: Robert B. Doll,

Circulation: James E. Hackett, Controller; William H. Hammond, Communications; Eric B. Herr, Planning and Development; John W. Patten, Sales; Edward E. Schirmer, International. Officers of the Corporation: Harold W. McGraw, Jr., President, Chief Executive Officer, and Chairman of the Board; Robert N. Landes, Senior Vice President and Secretary; Ralph J. Webb, Treasurer.

Title registered in U.S. Patent Office; Copyright © 1980 by McGraw-Hill, Inc. All rights reserved. The contents of this publication may not be reproduced in whole or in part without the consent of copyright owner. Where necessary, permission is granted by the copyright owner for libraries and others registered with the Copyright Clearance Center (CCC), P.O. Box 8891, Boston, MA 02114, to photocopy any article herein for the base fee of \$0.50 per copy of the article plus \$0.25 per page. Payment should be sent directly to the CCC. Copying done for other than personal or internal reference use without the express permission of McGraw-Hill is prohibited. Requests for special permission or bulk orders should be addressed to the publisher. ISSN 0013-5070/80\$0.50+.25.

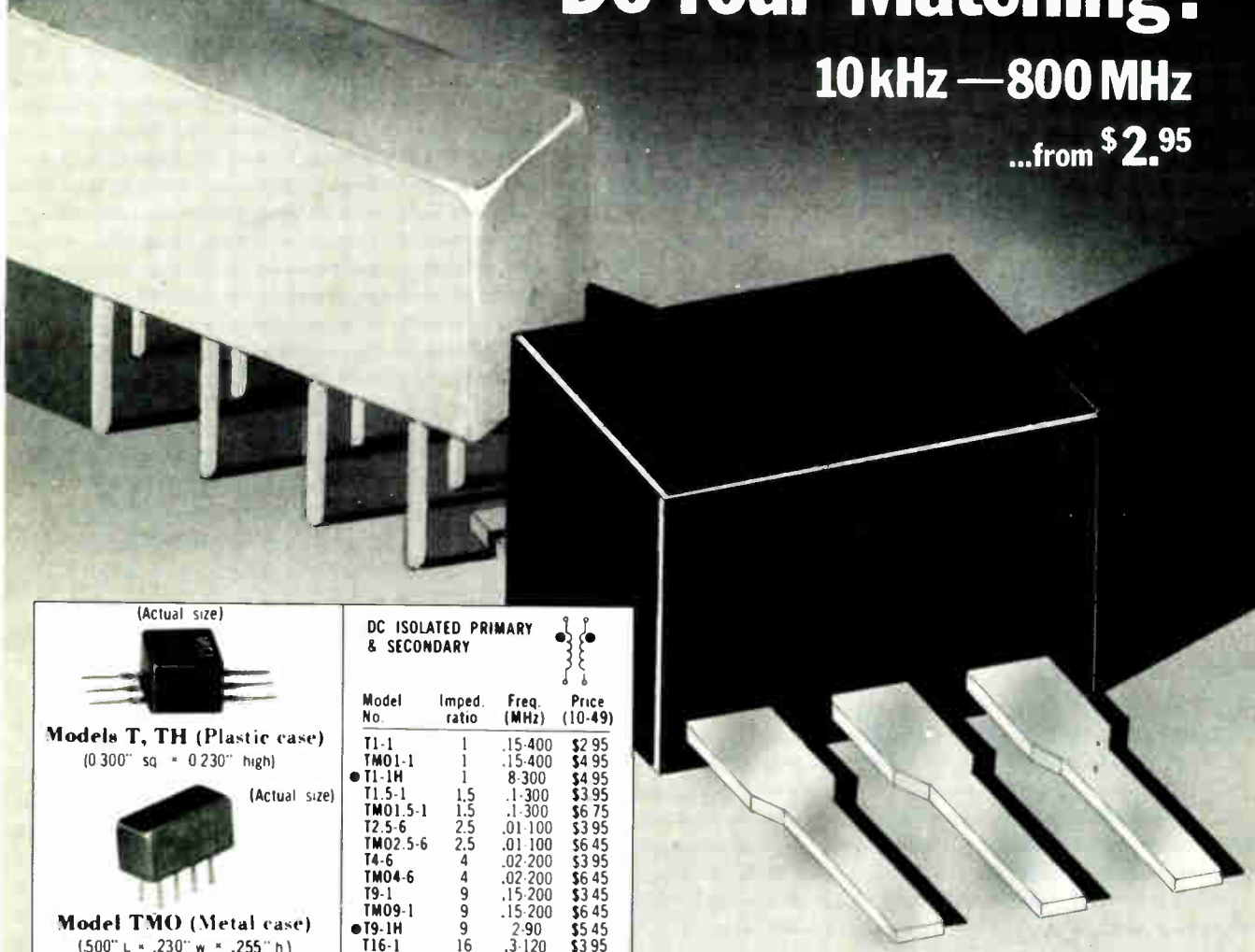
Subscribers: The publisher, upon written request to our New York office from any subscriber, agrees to refund that part of the subscription price applying to copies not yet mailed. Please send change-of-address notices or complaints to Fulfillment Manager; subscription orders to Circulation Manager, *Electronics*, at address below. Change-of-address notices should provide old as well as new address, including zip codes. Attach address label from recent issue. Allow one month for change to become effective. Subscriber Service: call (609) 448-8110, 9 a.m. to 4 p.m. EST.

Postmaster: Please send form 3579 to Fulfillment Manager, *Electronics*, P.O. Box 430, Hightstown, N.J. 08520.

Let Mini-Circuits' RF TRANSFORMERS Do Your Matching!

10 kHz — 800 MHz

...from \$2.95



(Actual size)




Models T, TH (Plastic case)
(0.300" sq. x 0.230" high)




Model TMO (Metal case)
(.500" L x .230" w x .255" h)

DC ISOLATED PRIMARY & SECONDARY



Model No.	Imped. ratio	Freq. (MHz)	Price (10-49)
T1-1	1	.15-400	\$2.95
TM01-1	1	.15-400	\$4.95
● T1-1H	1	8-300	\$4.95
T1.5-1	1.5	.1-300	\$3.95
TM01.5-1	1.5	.1-300	\$6.75
T2.5-6	2.5	.01-100	\$3.95
TM02.5-6	2.5	.01-100	\$6.45
T4-6	4	.02-200	\$3.95
TM04-6	4	.02-200	\$6.45
T9-1	9	.15-200	\$3.45
TM09-1	9	.15-200	\$6.45
● T9-1H	9	2-90	\$5.45
T16-1	16	.3-120	\$3.95
TM016-1	16	.3-120	\$6.45
● T16-1H	16	7-85	\$5.95


CENTER-TAPPED DC ISOLATED PRIMARY & SECONDARY



Model No.	Imped. ratio	Freq. (MHz)	Price (10-49)
T1-1T	1	.05-200	\$3.95
TM01-1T	1	.05-200	\$6.45
T2-1T	2	.07-200	\$4.25
TM02-1T	2	.07-200	\$6.75
T2.5-6T	2.5	.01-100	\$4.25
TM02.5-6T	2.5	.01-100	\$6.75
T3-1T	3	.05-250	\$3.95
TM03-1T	3	.05-250	\$6.45
T4-1	4	.2-350	\$2.95
TM04-1	4	.2-350	\$4.95
● T4-1H	4	8-350	\$4.95
T5-1T	5	.3-300	\$4.25
TM05-1T	5	.3-300	\$6.75
T13-1T	13	.3-120	\$4.25
TM013-1T	13	.3-120	\$6.75

● Up to 100mA DC without saturation

UNBALANCED PRIMARY & SECONDARY



Model No.	Imped. ratio	Freq. (MHz)	Price (10-49)
T2-1	2	.025-600	\$3.45
TM02-1	2	.025-600	\$5.95
T3-1	3	.5-800	\$4.25
TM03-1	3	.5-800	\$6.95
T4-2	4	.2-600	\$3.45
TM04-2	4	.2-600	\$5.95
T8-1	8	.15-250	\$3.45
TM08-1	3	.15-250	\$5.95
T14-1	14	.2-150	\$4.25
TM014-1	14	.2-150	\$6.75

It's easy to transform impedance and reduce VSWR.

Chose from 40 models, 12.5 to 800 ohms, 10 kHz to 800 MHz, ultra-low distortion (H models) balanced, unbalanced and center-tapped . . . immediate delivery . . . at prices that can't be matched, starting at \$ 2.95

World's largest manufacturer of Double-Balanced Mixers
 **Mini-Circuits**
 MINI-CIRCUITS LABORATORY
 A Division of Scientific Components Corp

FOR ADDITIONAL INFORMATION, COMPLETE SPECIFICATIONS, AND PERFORMANCE CURVES, REFER TO 1979-80 MICROWAVES' PRODUCT DATA DIRECTORY pgs. 161 to 368 or 1979 EEM 2770 to 2974.

2625 East 14th Street Bklyn, New York 11235 (212) 769-0200
 Domestic and International Telex 125460 International Telex 620156

500 Watts of H.F. Power

ENI A-500
broadband
power amplifier
delivers 500 W
0.3 to 35 MHz



Here is the biggest, toughest, ruggedest, solid state Class A linear amplifier we make. It's designed to stand up in hostile environments, yet it's easy to field service because all major subassemblies are "plug in" replaceable.

Designed for use in HF transmitters, RFI/EMI applications, linear accelerators, and gas plasma equipment, the ENI Model A-500 broadband power amplifier is capable of delivering more than 500 watts of output over the frequency range of 0.3 to 35 MHz.

And like all ENI power amplifiers, the A-500 features unconditional stability, instantaneous failsafe provisions, and absolute protection from overloads.

For more information, a demonstration, or a full line catalog, please contact us at ENI, 3000 Winton Road South, Rochester, N.Y. 14623. Call 716/473-6900 or telex 97-8283 ENI ROC.

ENI



The advanced
design line of
power amplifiers

Publisher's letter

The world may be turning digital, thanks to the growth of microprocessors, but the missing integrated link between the digital processors and the real, analog world is the sensor. So the time is right for an overview of solid-state sensors.

"With so many microprocessors coming into use, especially low-cost devices, the push is on sensors," says components editor Roger Allan. Finding that the small companies that have been selling solid-state sensors are being joined by large companies looking for big sales in consumer and industrial markets, Roger concluded that a survey of the situation would be welcome at this time. The result is the special report that starts on page 113.

The potential applications for solid-state sensors in home appliances, automobiles, and process controls are enormous, he explains. As a result, a raft of devices has been coming on the market, from the popular pressure and temperature sensors to those for position, acceleration, and liquid and gas flow.

A dramatic illustration of the trend, a single-chip gas sensor developed by Stanford University is replacing an instrument normally the size of a desk top. The gas sensor designed at Stanford, as small as a cigarette pack, can be carried in a shirt pocket. Another plus—solid-state sensors are inherently more reliable than the instruments or electromechanical devices they replace.

Comments Roger, "The big breakthrough has been universal sensing chips made possible with packaging improvements that make the device more mass-producible and more mass-usable."

Like most people, engineers like to compare their careers with those of others in the same profession. We have provided that opportunity with the report on an exclusive survey conducted for *Electronics* by the McGraw-Hill Publications Co.'s research department.

Making this project still more interesting was comparing the results with those of a similar questionnaire done three years ago. In

fact, the first survey, also done by the research department, formed the basis for this year's effort.

Armed with the tabulated results, compiled by Ann Graham Hannon and Jeffrey Wolf of the research department, careers editor Pam Hamilton prepared the report (p. 134). "I hope that this survey starts a dialog among engineers and between readers and us," Pam remarks. "The salary statistics alone should generate lots of discussion."

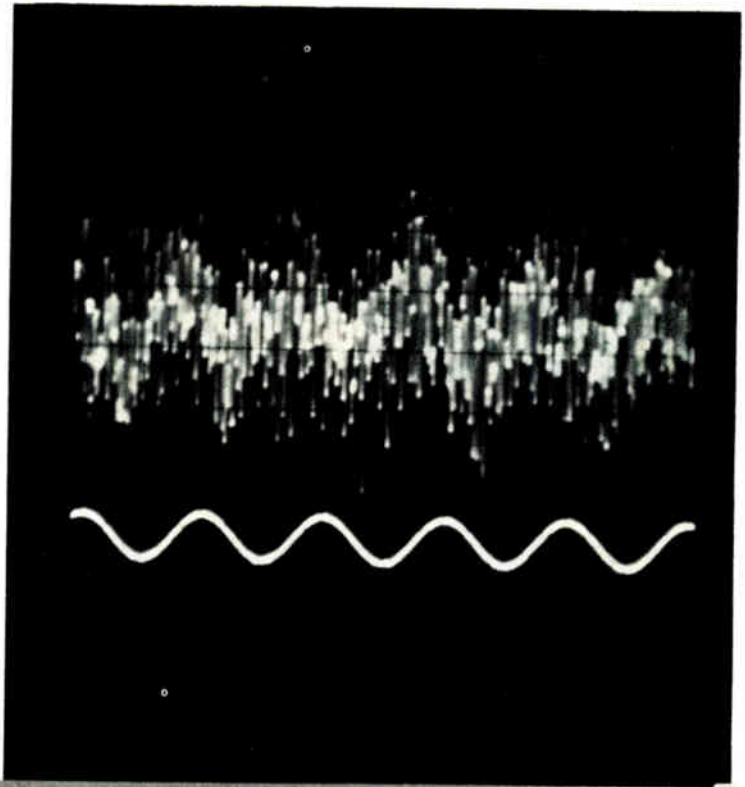
Another informative aspect of the survey was the opportunity for writing in comments, which gave insight into the mood of the respondents. "We could tell that on some topics, like job frustrations, feelings are running high," Pam declares.

What were the findings? They are detailed in the report, but it is interesting to note that the majority of respondents in the wake of extended good times are satisfied with the EE career. In addition, most respondents are confident that they can follow engineering as a lifelong career, in contrast with 1977, when a smaller number thought so.

A striking comparison with the 1977 survey is the increased impact of microprocessors and software on EEs. In 1977 a little over half of the respondents said they had to learn microprocessor technology. In 1980 that fraction has jumped to over three quarters. In addition, over 68% of the respondents in 1980 report they spend some time programming. This figure compares with a little over 47% back in 1977.

New to this year's questionnaire was the topic of personal computers. Based on this survey, personal computers will be big business with EEs. About one third already own and use such equipment. And of those who do not have one, over half intend to buy a personal computer in the next two years.

**Searching
for signals
buried
in noise?**



**New
narrow band
filter
finds and
tracks them
automatically**

Krohn-Hite's New Model 3800 Narrow Band Tracking Filter can find and lock on a signal below 100 kHz and track it automatically. With or without an external frequency reference. Even if it's buried 10 dB below the background noise level.

Other features include:


- Bandwidth variable from 1 kHz down to 0.001 Hz
- Filter Q to 100,000,000
- Automatic gain control with 70 dB dynamic range

For immediate information call us at (617) 580-1660.

**KH KROHN-HITE
CORPORATION**

Avon Industrial Park, Avon, MA 02322 • (617) 580-1660 TWX 710 345 0831

AL, Huntsville (205)534-9771; AZ, Phoenix (802)279-1531; CA, Inglewood (213)674-8850, San Jose (408)292-3220; CO, Denver (303)773-1218; CT, Canton Center (203)893-0719; FL, Orlando (305)859-7450, Sunrise (305)742-2115; GA, Atlanta (404)455-1208; HI, Honolulu (808)941-1574; IL, Chicago (312)283-0713; IN, Carmel (317)844-0114; KS, Overland Park (913)649-8998; LA, Gretna (504)367-3975; MD, Towson (301)321-1411; MA, Chelmsford (617)256-9081; MI, Detroit (313)981-3042; MN, Minneapolis (612)835-4818; MO, St. Louis (315)437-6668; NC, Burlington (919)227-3639; OH, Chesterland (216)729-2222, Dayton (513)294-2476; OK, Jenks (918)299-2836; OR, Portland (503)297-2248; PA, Pittsburgh (412)261-2604; SC, Greenville (803)271-8543; TX, Dallas (214)661-0400, Houston (713)688-1431; UT, Salt Lake City (801)486-8729; VA, Falls Church (703)573-8787; WA, Bellevue (206)454-3400; WI, Milwaukee (414)545-8400; CANADA, Montreal, Quebec (514)744-5829, Ottawa, Ontario (613)725-1931, Toronto, Ontario (416)625-0600, Calgary, Alberta (403)276-7567.



New Textool MINI GRID ZIP Sockets

**Versatile standard series
accepts most devices...**

Lead configurations pose no real challenge to the unique flexibility of Textool's new standard MINI GRID ZIP socket series.

The MINI GRID ZIP socket is capable of testing almost any plug-in device fitting within its 10 x 10 grid (100 mil). You get optimum versatility without extra tooling costs. And, since only those positions actually required are available to the operator (100 maximum), the possibility of incorrect lead positioning is eliminated.

Simple mechanical action, characteristic of all Textool zero insertion pressure sockets, allows a user to literally "drop" a device into the MINI GRID ZIP's funnel entries which guide the leads to socket contacts. Then, simply flip a lever to test or age. Another flip of the lever allows extraction of the device with zero contact pressure, thus virtually eliminating mechanical rejects caused by bent or distorted device leads.

Regardless of device configurations — TO's, DIP's, Pin Grid's, platform — the versatile MINI GRID ZIP socket accepts them all! And, if required, Textool's larger size GRID ZIP (14 x 21 grid) is capable of accepting up to 294 positions.

Detailed information on these and other products from Textool... IC, MSI and LSI sockets and carriers, power semiconductor test sockets, and custom versions... is available from your nearest Textool sales representative or the factory direct.

**Textool Products Department
Electronic Products Division/3M**
1410 W. Pioneer Dr., Irving, TX 75061
214/259-2676



Readers' comments

Take care of triboelectricity

To the Editor: The article on static discharge by Yennis and Huntsman ["Guarding ICs against static discharge," July 17, p. 115] is an excellent example of the type of work needed to make a true science out of investigations in this area. However, one additional test might be useful.

The authors demonstrate the relative merits of plain plastic, antistatic carbon-loaded plastic, and metal DIP tubes with regard to electrostatic discharge shielding, but they do not consider the effect of triboelectric charge generation.

Clearly, the sliding motion of integrated circuits contained in half-loaded DIP tubes is significant and potentially capable of generating a triboelectric charge. An investigation of this condition would be a welcome addition to the study.

Mark H. Polczynski
Engineer—Quality Control
Count Central/Systems Division
Eaton Corp.
Watertown, Wis.

Problems of Academe

To the Editor: I agree wholeheartedly that good teachers are being sucked out of the universities by industry [Editorial, July 3, p. 24]. Inadequate financial compensation by the universities does play a large part in this drain. But it would be wrong to conclude that better pay or shinier equipment would reverse this drain.

The university as a separate, tax-exempt institution is obsolete in today's fast-changing technical world. An intensive, four-year university education no longer lasts a lifetime. "Batch-process education" is giving way to "continuous education," which integrates work and learning so that engineers do not become quickly outmoded.

Yet the universities are not even very good at this "batch processing." For example, if engineering students were simply given a microcomputer of their own, rather than forced to take an irrelevant beginning programming course using the campus dinosaur, they would learn far more—and use less teaching labor.

The universities have none of the standard incentives to increase productivity through capital spending. Since they are tax-exempt, depreciation and investment tax credits mean nothing. Having "free labor" in the form of students skews labor-capital analyses toward labor. And the professor's own low salary is used to show that capital expense to save his labor is not justified!

Doing applied technical research at a university is also a bad idea. At least half of all grant money is skimmed off the top for "administrative overhead," adding only red tape.

Further, government research money, the lifeblood of university research, comes with strings like equal opportunity and time cards to keep track of time spent on each project. (I'm not against equal opportunity, just the red tape it creates.) This money also flows more freely if one is after a better bomb instead of a better refrigerator.

Business money for research is not available in any quantity because businessmen justifiably want to see a return on their investment, and tax-exempt universities cannot accept money under those conditions. This arm's-length relationship hampers cooperation from both sides, creates conflicts of interest for the faculty, and seriously impedes the transfer of university technology to the marketplace (for example, UCSD Pascal).

A better approach to the teaching problem would be the accreditation of technical teaching and research institutions that are profit-making. They could have much closer ties with other businesses and could commercialize their own research, if necessary. A tax-deductible tuition (through depreciation), even for degree programs, would more than offset the higher tuition fees required.

Henry G. Baker Jr.
Rochester, N. Y.

Correction

The microprocessor in the lead photograph in the Microsystems & software Technology Update (Oct. 23, p. 151) should have been identified as Motorola's complementary-MOS 146805E2.

Interested in higher performance software?

The Mark Williams Company announces **COHERENT**,™ a state of the art, third generation operating system. The design of **COHERENT** begins with the basic technology of the highly-acclaimed Western Electric UNIX operating system. From this starting point, it goes on to include further substantial software innovation. The primary goal of **COHERENT** is to provide a friendly environment for program development. The intent is to provide the user with a wide range of software building blocks from which he can select programs and utilities to solve his problems in the most straightforward manner.

COHERENT and all of its associated software are written totally in the high-level programming language **C**. Using **C** as the primary implementation language yields a high degree of reliability, portability, and ease of modification with no noticeable performance penalty.

Features

COHERENT provides **C** language source compatibility with programs written to run under Seventh Edition UNIX, enabling the large base of existing UNIX software (from numerous sources) to be available to the **COHERENT** user. The system design is based on a number of fundamental concepts. Central to this design is the unified structure of i/o with respect to ordinary files, external devices, and interprocess communication (pipes). At the same time, a great deal of attention has been paid to system performance so that the machine's resources are used in the most efficient way. The major features of **COHERENT** include:

- multiuser and multi-tasking facilities,
- running processes in foreground and background,
- compatible mechanisms for file, device, and interprocess i/o facilities,
- the shell command interpreter—modifiable for particular applications,
- distributed file system with tree-structured, hierarchical design,
- pipes and multiplexed channels for interprocess communication,
- asynchronous software interrupts,
- generalized segmentation (shared data, writable instruction spaces),
- ability to lock processes in memory for real-time applications,
- fast swapping with swap storage cache,
- minimal interrupt lockout time for real-

time applications.

- reliable power failure recovery facilities,
- fast disc accesses through disc buffer cache,
- loadable device drivers,
- process timing, profiling and debugging trace features.

Software Tools

In addition to the standard commands for manipulating processes, files, and the like, in its initial release **COHERENT** will include the following major software components: **SHELL**, the command interpreter; **STDIO**, a portable, standard i/o library plus run-time support routines; **AS**, an assembler for the host machine; **CROSS**, a number of cross-assemblers for other machines with compatible object format with 'AS' above; **DB**, a symbolic debugger for **C**, Pascal, Fortran, and assembler; **ED**, a context-oriented text editor with regular expression patterns; **SED**, a stream editor (used in filters) fashioned after 'ED'; **GREP**, a pattern matching filter; **AWK**, a pattern scanning and processing language; **LEX**, a lexical analyzer generator; **YACC**, an advanced parser generator language; **NROFF**, an Nroff-compatible text formatter; **LEARN**, computer-aided instruction about computers; **DC**, a desk calculator; **QUOTA**, a package of accounting programs to control filespace and processor use; and **MAIL**, an electronic personal message system.

Of course, **COHERENT** will have an ever-expanding number of programming and language tools and basic commands in future releases.

Language Support

The realm of language support is one of the major strengths of **COHERENT**. The following language processors will be supported initially:

- **C** a portable compiler for the language **C**, including stricter type enforcement in the manner of **LINT**.
- **FORTRAN** portable compiler supporting the full ANS Fortran 77 standard.
- **PASCAL** portable implementation of the complete ISO standard Pascal.

- **XYBASIC**™ a state of the art Basic compiler with the interactive features of an interpreter.

The unified design philosophy underlying the implementation of these languages has contributed significantly to the ease of their portability. In particular, the existence of a generalized code generator is such that with a minimal effort (about one man-month) all of the above language processors can be made to run on a new machine. The net result is that the compilers running under **COHERENT** produce extremely tight code very closely rivaling that produced by an experienced assembler programmer. Finally, the unified coder and conformable calling sequences permit the intermixture of these languages in a single program.

Operating System

In part because of the language portability discussed above, and in part because of a substantial effort in achieving a greater degree of machine-independence in the design and implementation of the **COHERENT** operating system, only a small effort need be invested to port the whole system to a new machine. Because of this, an investment in **COHERENT** software is not tied to a single processor. Applications can move with the entire system to a new processor with about two man months of effort.

The initial version of **COHERENT** is available for the Digital Equipment Corporation PDP-11 computers with memory-mapping, such as the PDP 11/34. Machines which will be supported in the coming months are the Intel 8086, Zilog Z8000, and Motorola 68000. Machines for which ports are being considered are the DEC VAX 11/780 and the IBM 370, among others.

Because **COHERENT** has been developed independently, the pricing is exceptionally attractive. Of course **COHERENT** is completely supported by its developer. To get more information about **COHERENT** contact us today.



1430 W. Wrightwood Ave. Chicago IL 60614
TEL 312-472-6659 TWX 910-221-1182

board computer you can buy.

The Am96/4116 lets you do a whole lot more in a whole lot less time. More data acquisition, more data manipulation, more number crunching, more anything.

What about support? No problem. We've got plenty of software and a whole family of 16-bit peripheral boards.

And if you're worried about reliability, don't be. We burn in every Am96/4116 to make doubly sure it's reliable and ready to go.

What's so super about Supercomponents?

The Am96/4116 is the newest member of our Supercomponent family.

Supercomponents are LSI-intensive boards built to save the serious designer a whole lot of time and money. They are changing the make-or-buy rules.

Here's why:

Supercomponents are absolutely state of the art. They are designed in like 86-pin components and they think like VLSI. All are plug-in ready. All are Multi-bus compatible. And, of course, we have a complete family of peripherals, memories, enclosures, power supplies, card cages and software.

If you're looking for the fastest way to catch the bus, call Advanced Micro Devices.

We've got just the ticket.

Advanced Micro Devices

901 Thompson Place, Sunnyvale, CA 94086 · (408) 732-2400 ext. 2400

Right, From The Start.

STOP POWER SUPPLY HASSLES

Misleading specs, excessive failures, false promises, poor service . . .


GO WITH DELTRON . . .

Truthful specs, low field failures, honest promises, outstanding service.

"We take pride in high ethics and professional performance."



V05-3.0C @ \$24.



QD 12/15-1.7 @ \$68.



MPS-1 \$86.



CP640 \$390.



S5-20.0 @ \$199.



SD 300-12 @ \$469.



ST 150-122 \$289.



SQ175-1221 \$329.

SINGLES

LINEAR

- 105 Models
- 5V-28V, to 27A

SWITCHER

- 12 Models
- 5V-28V, to 60A

DUALS

LINEAR

- 32 Models
- 5V-24V, to 12A

SWITCHER

- 12 Models
- 5V-28V, to 60A

TRIPLES

LINEAR

- 31 Models
- 5V-24V, to 15A

SWITCHER

- 42 Models
- 5V-28V, to 60A

QUADS

LINEAR

- 14 Models
- 5V-24V, to 30A

SWITCHER

- 63 Models
- 5V-28V, to 20A

- 311 MODELS • STOCK ON MOST UNITS • 3 YR. WARRANTY, UL and CSA • INDUSTRY STANDARDS • UNITS FOR MICROS, DISK DRIVES, PRINTERS • CUSTOMS AVAILABLE.

AC36

Deltron inc.


P.O. BOX 1369
WISSAHICKON AVENUE ■ NORTH WALES, PA 19454
PHONE 215/699-9261 TWX 510/661-8061

Circle 12 on reader service card

FREE

Brochure describes Electronics editorial reprints, services, books...

- More than 70 article reprints in 15 subject categories
- Handy wall charts
- Custom-made reprint services
- Books especially for **Electronics'** readers
- Convenient postage-paid order cards



For your free copy, circle #275 on the reader service card.

News update

■ The recession is all washed up, and now begins the gradual return to normality: by the second half of 1981 it will be business as usual for most electronic firms. So conclude five top executives representing a cross section of New England's high-technology industries. The panel discussion of the five is a follow-up of one last year also sponsored by the American Electronics Association's New England chapter to get a reading of the state of the electronics economy in New England [*Electronics*, Oct. 25, 1979, p. 24].


Healthy. William R. Thurston, president and chief executive officer of GenRad Inc., who last year predicted that the proliferation of electronics in consumer and industrial products would blunt the effects of a recession, affirmed that 1980 represented "but a temporary slowdown in a healthy long-term uptrend." He expects his segment of the industry—test and measurement—to grow about 18% in 1981, compared with 1980's 15%.

Ray Stata, chairman and president of Analog Devices Inc., believes that U. S. reindustrialization, requiring modernization and automation of production, is one of the major noncyclical demand factors that will fuel a 18.5% compounded annual growth in semiconductor consumption through 1984. He warns that rebounding demand could once again outstrip the supply, extending delivery times.

More growth. Codex Corp. president Arthur Carr foresees a 20% overall growth in telecommunications next year, with such segments as data communications pushing ahead by 30% to 35%. Andrew C. Knowles, vice president of Digital Equipment Corp.'s technical group, also is very optimistic, predicting a 35% growth rate for computers and peripherals in 1981.

Increased defense spending will have an impact in the region, says Robert L. Seaman, vice president of planning for Raytheon Co. He believes that U. S. uneasiness over the end of detente with the USSR will spur spending for electronic warfare equipment. -Linda Lowe

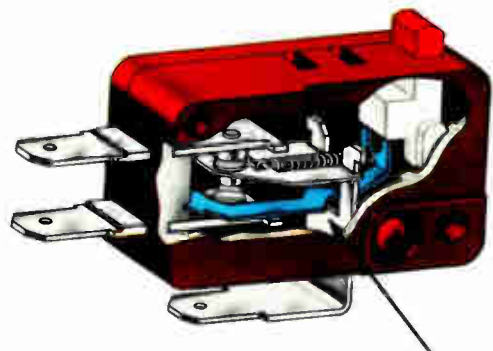
Just a flutter of
pressure...



...and **snap**

Less than 2 grams of force actuates this Cherry snap-action miniature switch. Outside, a $2\frac{3}{8}$ " long aluminum lever provides unusually low operating force. Inside, an extra internal actuator reduces operating force even more while maintaining solid contact pressure for reliable performance.

Our unique light force miniature design is available with other external levers offering operating forces ranging from 3.5 to 15 grams... rated 3 amps, 125VAC. Gold crosspoint contact versions bring this same, dependable switching to your low energy (0.1 amp) solid state circuits. Or, choose higher electrical ratings of 5, 10 or 15 amps with increased... but still low... operating forces.



EXTRA INTERNAL ACTUATOR
reduces force required at button plunger while
maintaining solid contact pressure.

CHERRY 

**MINIATURE
LIGHT FORCE**

SWITCHES

CHERRY ELECTRICAL PRODUCTS CORP. 3608 Sunset Avenue. Waukegan, IL 60085—312/689-7700—TWX 910/235-1572

Our worldwide affiliates and phone numbers: Cherry Semiconductor Corp., Cranston, RI, U.S.A., 401 463 6000 • Cherry Mikroschalter GmbH, Auerbach, Germany, 09 643 181 • Cherry Electrical Products Ltd., Harpenden (Herts) England, (05827) 63100 • Chercro Brasil Industria E Comercio Ltda., Sao Paulo, Brazil, 011 246 4343 • Hirose Cherry Precision Co., Ltd., Kawasaki, Japan, 044 933 3511

Circle 13 on reader service card



UNIQUE NEW DOUBLE DUTY DATA LINK

New TRW Optron bi-directional design slashes costs of fiber optic data links!

A unique new design allows TRW Optron to offer the only bi-directional fiber optic data link in the marketplace. And, it's inexpensive and immediately available!

A pair of transceivers and a length of Crofon 1040 cable form a fiber optic data link which through multiplexing can receive and transmit over a single fiber. This cost-saving design eliminates the need for two receivers, two transmitters and two lengths of cable. You save money, board space and assembly time.

Other cost reductions include the use of crimp-on brass ferrules to terminate the cable instead of sophisticated connectors. The housing is designed for snap-in mounting to PC boards and is flow solderable.



Each transceiver contains a gallium arsenide phosphide LED and a silicon PIN photodiode concentrically mounted in a clear plastic package. A raised ring molded in the package ensures proper alignment and firm seating of the ferrule terminated cable.

The data link is intended for distances to 10 meters and has a bandwidth of 1.5 MHz. When the LED is driven at 50 mA with a $V_R = 12$ V through 3 meters of cable, photodiode output current is 200 nA minimum.

It is ideally suited for automotive, and board-to-board or chassis-to-chassis data transmission applications.

Detailed technical information and Application Note No. 106 relating to the OPB950 are available on request. Contact your nearest TRW Optron sales office or the factory at 1201 Tappan Circle, Carrollton, Texas 75006 USA. TWX 910-860-5958 • Tel 214/323-2200.

TRW OPTRON
A DIVISION OF TRW INC.



People

ITT's Micic to emphasize service to the customer

His big frame and square shoulders make Ljubomir Micic look like an American football player. But the outside interest of the recently appointed managing director of the ITT Semiconductors Group in Freiburg, West Germany, is philosophy, not sports.

More important to Micic (pronounced Mit-chitch) right now than the teaching of the ancient and modern thinkers, however, is the philosophy he wants to pursue as head of the 3,400-employee group, with its production facilities in England, France, the U. S., and West Germany. And one aspect of that is what he calls quality of sales.

"In the semiconductor business it is not always profitable to think of profits alone," says the 50-year-old Yugoslav-born executive, who has a master's degree in telecommunications from the University of Belgrade. To ensure a customer's loyalty, "one must invest in advance service by working with him to help solve the problems he may have with applications." Such assistance and after-sales service tend to keep customers loyal.

Now the group has tightened its product spectrum, and Micic wants "to penetrate deeper into our established markets—the consumer, communications, and data-processing sectors—with narrow-line, high-volume integrated circuits and discrete components." In this effort, the lead that the group has in automated and mechanized production techniques should be a valuable asset, he declares. "And customers should benefit from the prices that such techniques make possible."

At the same time, Micic will emphasize microcomputers (where a second-source agreement with Texas Instruments Inc. should help) as well as memories. ITT Semiconductors will announce a concept of signal-processor/memory combinations next year, the first producer in Europe to do so, as well as a 64-K random-access memory.



Digging. ITT Semiconductors' Micic aims to penetrate his markets more deeply.

Micic is convinced that with this strategy his group will sustain the above-average growth it has enjoyed in the past. The target for 1985 is worldwide sales of \$500 million, twice the expected total for this year.

Past technology inspires Williams with new ideas

History is a great teacher, agrees Jim Williams of National Semiconductor Corp., Santa Clara, Calif., and author of the article on an analog-to-digital converter with 20-bit linearity that starts on page 151. "Much of today's innovation is nothing more than a refinement of techniques worked out hundreds of years ago," he observes.

One of that rare breed who see art in science and engineering, he points proudly to his collection of very early scientific equipment and apparatus, which he studies carefully for insights into solving modern circuit problems. Among the instruments are 150-year-old chronometers, one of the original Crookes tubes, an early electrometer built by Lord Kelvin, microscopes that date back to the late 1700s and early 1800s, some of the first Weston ac voltage and current meters, and nearly every conceivable type of beam balance.

"Scientific antiques beautifully combine craftsmanship, engineering,

PDP11/03·L[®] PDP11/23[®] LABORATORY SYSTEMS



FIRSTLAB[™] PDP11[®]

WHY IS FIRSTLAB YOUR BEST BUY?

FIRSTLAB OFFERS MORE FOR YOUR DOLLAR.

PROVEN HARDWARE

Digital Equipment Corporation's PDP11[®] has gained the acceptance of the scientific community. Tens of thousands installed world-wide.

SUPERIOR SOFTWARE

Our laboratory support software can increase your throughput by more than 100%. Benchmarks have run two to three times faster than the standard DECLAB[®] package. No software modifications are required to run your current DECLAB[®] applications. FIRSTLAB utilizes Digital's most popular real-time operating system (RT11 V3B) and the latest version of Fortran. Both the operating system and compiler are supported world-wide by Digital Equipment Corporation.

WORLD-WIDE FIELD SERVICE

FIRSTLAB systems are installed and maintained by Digital Equipment Corporation's own Field Service Organization. No third party maintenance to worry about.

EXPANDABLE UNBOUNDED SYSTEM

FIRSTLAB systems are upgradeable to the PDP-11/23 with a maximum of 256KB of memory. You can start with a floppy disk system and grow to a hard disk system with up to 261MB per drive. For numerically intensive applications you can add our new FPS 100 Array Processor which can provide the computation power of a main-frame computer.

COMPLETE SYSTEM

When you purchase a FIRSTLAB system there is nothing more to buy. Your system is assembled and fully tested, all the required hardware/software is provided so that you can concentrate on your specific application needs. No other Laboratory System in this price range can approach FIRSTLAB in performance, features or benefits. You owe it to yourself to investigate what FIRSTLAB can do for you.

Dedicated to serving the needs of the Scientific Community with Superior Computer Systems

First[™]

computer corporation

corporate square / 825 north cass avenue / westmont, illinois 60559 / (312) 920-1050

TWX NUMBER 910-651-1916

*Trademark First Computer Corporation

®Registered trademark of Digital Equipment Corporation

L2

Circle 15 on reader service card

SPEC STACKPOLE CARBON FILM RESISTORS FOR MORE STABILITY AT LESS COST.

A sharp-pencil resistor series that offers uniform characteristics for uniform performance.

- Industrial and commercial grades
- Interchange size-for-size with carbon comps
- Compatible with most automatic sequencing and insertion equipment
- Fast delivery

Your Pick of Packaging:

- Bulk package
- Strip package
- Cut and formed
- Lead tape reel

Your Pick of Performance:

- Power: ¼ and ½ watt
- Resistance: 1.0 ohm to 10.0 megohm
- Tolerances: ± 2% and ± 5%



Looking back. Jim Williams says his collection of old instruments inspires him.

and scientific principles," he says. "They can tell us where technology has come from and assist us immensely in solving problems. For example, a beam balance is a perfect analog of an op amp."

Though he has taught at Massachusetts Institute of Technology, Williams is a self-taught man who never obtained a college degree—he left Detroit's Wayne State University in 1968 in his sophomore year. Then, in 1969, following a nine-month, 20,000-mile cross-country motorcycle vacation, he found himself at MIT in Cambridge, Mass., and at the start of his electronics career.

Persuasive teacher. It took him six months to persuade MIT officials to give him a job there with some biochemists who were designing instrumentation for measuring and automating fermentation processes. He stayed for eight years, teaching and supervising bachelor's and master's thesis programs, all the while working as an independent consultant. In 1977, he joined Arthur D. Little Inc. in Cambridge as a consultant and a year later formed his own consulting firm, Consultek Inc., in nearby Wellesley.

His employment at National began last year. In this, too, Williams showed a characteristic unconventionality. "I actually spent about a year investigating about 30 potential employers before I settled on National," he explains.

Make Stackpole your first choice in resistor products. For complete information on our carbon film and other resistor products, call or write: Marketing Department, Stackpole Components Co., Electronic Components Division, P.O. Box 14466, Raleigh, NC 27620. Phone: (919) 828-6201. TWX: 510-928-0520.



STACKPOLE

Get to know us. We can help.

90ns
ACCESS

MK4802:
The fastest, highest
density static available.

MOSTEK



Until now, 16K density was strictly dynamic RAM territory. But not any more. Now you can get speed, static simplicity and all of the organizational benefits of x 8 memories in one 16K static device.

Introducing the Mostek MK4802: The first and only fast 16K static RAM with 8K volume production experience behind it. The distinction is significant because the proven circuit designs used to fabricate the MK4802 were first developed for our highly reliable MK4118. That's a measure of confidence you won't often find in a new generation memory.

Organized 2K x 8, the

MK4802 is also fully interchangeable with other BYTEWYDE™ RAM, ROM and EPROM memories from Mostek. And all of these wide-word memories have a JEDEC-approved pinout.

Find out more about the new generation 16K static from the company that has generations of commitment to BYTEWYDE memories. Contact Mostek, 1215 W. Crosby Road, Carrollton, Texas 75006. (214) 323-6000. In Europe Mostek Brussels 660.69.24.

16K

Static

Circle 17 on reader service card

\$995

\$595

\$295

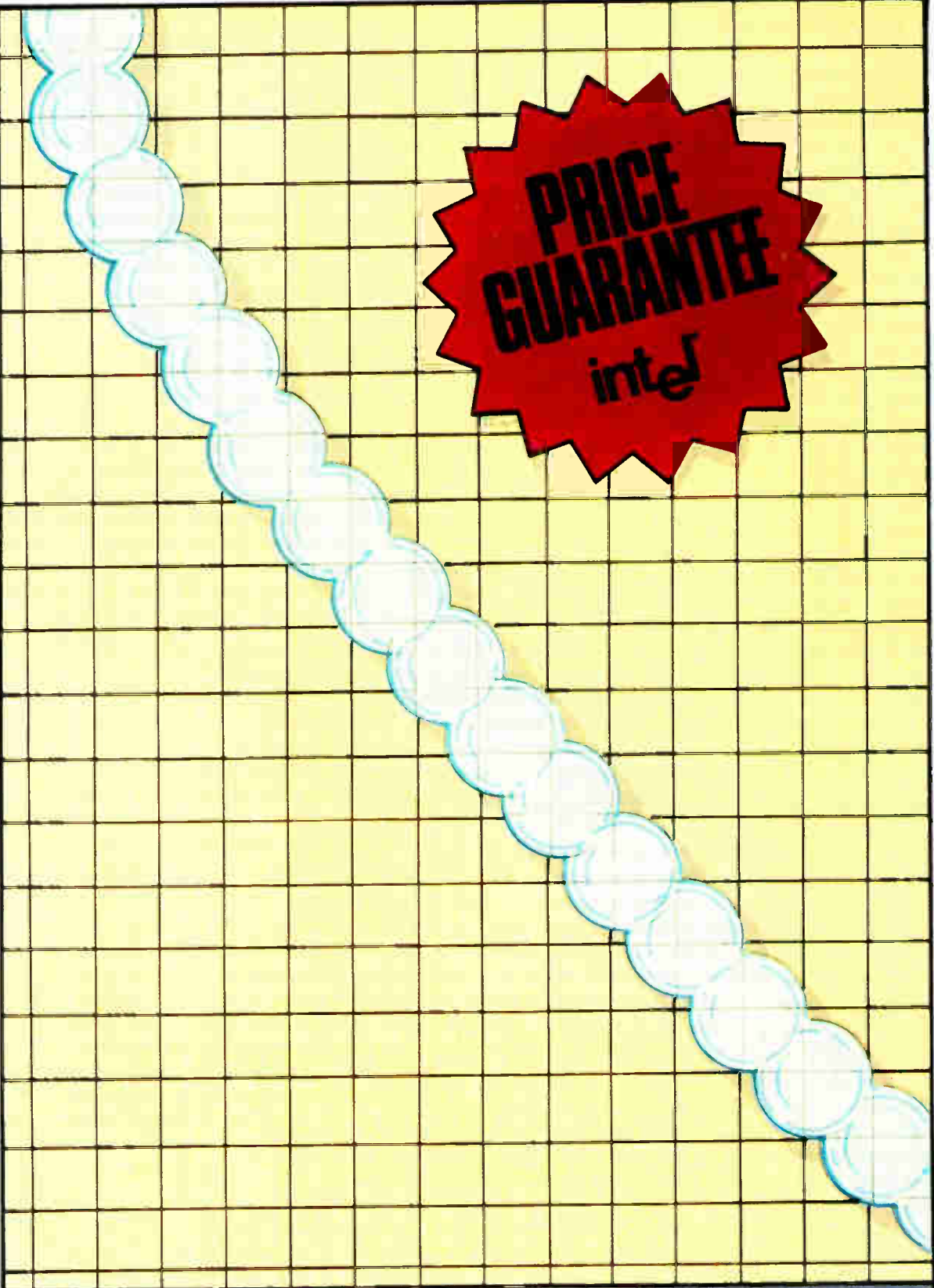
**PRICE
GUARANTEE
intel**

8/80

8/81

8/82

BUBBLE MEMORY PRICING



Bubble Price Break

Intel reduces prototyping prices of 1-megabit bubble memories by 40% now. And guarantees a volume price of \$595 for complete component sets by August 1981.

Fast-breaking bubble technology. You've been hearing about it for years. Now Intel announces the kind of break you've been waiting for: a price break.

On August 11th, Intel lowered its 100-unit price for the BPK72 Bubble Memory Kit by 40% to \$995—less than 100 millicents per bit.

By August 1981, the price of megabit bubble memories ordered in 5,000-unit lots will be an unprecedented \$595. That's 60 millicents per bit. Not "projected." Not "expected." *Guaranteed.*

One year later, for 25,000-piece orders, the unit price will be \$295—cutting the per-bit price in half once more. Again, we guarantee it.

How can Intel guarantee such a sharp price reduction? Simple. Intel was the first to bring production 1-megabit bubble memories to market. We've been delivering them for over a year, for a wide range of applications, and now we're moving prices down the manufacturing learning curve.

Get more than bubbles

Intel's bubble memory is a complete set of bubble components for microprocessor-based applications. This set consists of six special support ICs: a controller, a formatter/sense amp., three packages for coil driving and a current pulse generator. It interfaces to Intel® and other microprocessor system buses via the controller, which handles up to eight bubble memory packages, and provides built-in power fail protection and error correction.

The bubble element and its small set of associated ICs can be

treated as a peripheral subsystem. This allows designers to concentrate on higher level system objectives, instead of spending time learning the intimate details of bubble device interfacing. Thus minimizing expense in hardware and software development.

Add more value to your product

With Intel's solid-state bubble memory, all that moves is the information. That means high reliability and low maintenance for your products, even in harsh or unclean environments—the kind where disks and tapes won't go. And since the memory is completely nonvolatile, your data


remains secure when the power goes off. No battery backup or replacement is necessary.

sumption of your products. As the natural mass storage for LSI microprocessor-based systems, Intel's megabit bubble memory makes it practical to design more features into your equipment. So now you can build in programmability. Portability. Reduced service and repair costs. All with ensured data integrity, even in hostile environments. Consider what that means in your applications.

Start designing now

Everything you need to start designing your next generation product is included in our Bubble Memory Prototype Kit (BPK72), available now from distributor stock. It contains all the components necessary for a 1-megabit system, plus a printed circuit board and complete documentation.

To find out how bubble memories can give you that competitive edge in your next project—and to receive our bubble brochure, contact your local Intel sales office/distributor. Better yet, have one of our field sales engineers give you a firm quote based on exactly what you need for your next product. Write Intel Corporation, 3065 Bowers Avenue, Santa Clara, CA 95051. Or call (408) 987-8080.



remains secure when the power goes off. No battery backup or replacement is necessary.

Furthermore, Intel's bubble memory system is small, lightweight and silent. By packing over 1 million bits into less than 100 square centimeters of board space, it allows you to reduce the size, weight and power con-

intel® delivers solutions.

Europe: Intel International, Brussels, Belgium.
Japan: Intel Japan, Tokyo. United States and Canadian distributors: Alliance, Almac/Stroum, Arrow Electronics, Avnet Electronics, Component Specialties, Hamilton/Avnet, Hamilton/Electro Sales, Harvey, Industrial Components, Pioneer, L.A. Varah, Wyle Distribution Group, Zentronics.

More board testing.

Zehntel announces three new advancements for the industry's most production-minded in-circuit tester.

New! THE PRODUCER™ reduces programming time and costs.

In a few days or even a few hours, you can generate complex test programs that might take weeks or months with other testers. An extensive test template library lets you produce an entire digital/analog test program by simply calling up test elements stored in memory.

With CRT prompting in simple English, syntax correction, choice of formatting, and more, THE PRODUCER gets you into production testing faster.

New! DATA DIRECTOR™ simplifies complex LSI testing.

Now you can test microprocessors and other LSI devices by "talking" to them in the language they understand. By responding directly to LSI instruction codes, the DATA DIRECTOR simplifies programming and testing of the most complex LSI printed circuit boards.

With the TROUBLESHOOTER 800™ and DATA DIRECTOR, in-circuit testing of LSI and hybrid boards becomes as cost-effective and efficient as analog testing.

TEST COMPLETE...

ATTACH DIAGNOSTIC PRINTOUT TO BOARD

INSTALL NEXT BOARD



TROUBLESHOOTER 800

Less test programming.

New! THE VERIFIER™ ends costly program reworking.

Take automatic program verification off your wish list . . . THE VERIFIER lets you fine-tune your test programs during the program generation phase by automating many tedious debugging tasks.

You start production testing with a program that works under actual production conditions. Your testing is not delayed for reworking of the program. Like all TROUBLESHOOTER 800 features, THE VERIFIER helps keep your test production moving.

Production-line-designed for fast board test throughput.

The TROUBLESHOOTER 800 is designed for maximum efficiency on the production floor. The tabletop is clean and uncluttered. The keyboard tucks away inside. External controls are reduced to two buttons. The diagnostic printer is on the front, in easy reach but out of the way. There's nothing to hamper the smooth flow of production testing.


With the TROUBLESHOOTER 800, you get today's most production-oriented design,

combined with today's most sophisticated in-circuit test technology. For full details, send for our TROUBLESHOOTER 800 brochure, or call Plantronics/Zehntel, 2625 Shadelands Drive, Walnut Creek, CA 94598, (415) 932-6900.



PLANTRONICS
Zehntel

Circle 21 on reader service card



The Tektronix 4054 Desktop Computer



(Below) Using the 4054's Dynamic Graphics option, design symbols can be selected from a menu, dragged into position in refresh mode, then transferred to storage mode at the push of a button.



Copyright © 1980 Tektronix, Inc. All rights reserved. OEM quotations available on request.

(Above) The 4054 screen's 13 million addressable points let designers work with whole circuit board layouts without sacrificing clarity of detail.

High speed. Dynamic graphics. Precise curve forms.

We're helping designers cut corners with confidence.

Design productivity reaches its peak on the 4054:

It gives you straight answers fast, without burdening your host computer. It gives you real graphic curve forms instead of stair-step approximations.

Nothing else even comes close to the combined computing power and exacting, interactive graphics of the Tektronix 4054.

Fast graphic computing frees you from delays and uncertainties and keeps the work flowing productively.

Even complex engineering designs can be completed in minutes. Your design tools include 36 distinct dot-dash patterns and four stroke-generated character sizes for labels, text and titles.

Its computational capabilities are some of the fastest and most powerful you'll find on a desktop.

Special matrix functions are built-in. Strings and transcendental functions execute with desktop speeds unique to Tektronix.

Dynamic graphics option lets you move symbols and text around the screen under built-in thumbwheel control.

Complex graphics objects can be quickly and easily assembled, then stored in place with the push of a button. With easy BASIC, you focus on the project, not protocol.

Choose from a family of supporting products. Like data communications option for tapping into central data bases.

Or a range of special function ROM packs, advanced peripherals and powerful applications software. Whatever you design, we'll help you trade in the hard work for higher productivity! For more information call, toll-free, 1-800-547-1512 (in Oregon, 644-9051 collect).



Tektronix, Inc.
Information Display
Division
P.O. Box 1700
Beaverton, OR 97075

**Tektronix
International, Inc.**
European Marketing
Centre
Post Box 827
1180 AV Amstelveen
The Netherlands

THE GRAPHICS STANDARD

Tektronix®
COMMITTED TO EXCELLENCE

The threat of technological illiteracy

"Where will the teachers come from?" That's what we asked last summer [*Electronics*, July 3, p. 24] and that's what the Government is beginning to wonder. Warning that the U. S. is heading toward virtual scientific and technological illiteracy, an eagerly awaited 230-page report from the Department of Education and the National Science Foundation views with alarm the accelerating shortage of faculty members, not to mention up-to-date equipment, in computer science and most engineering disciplines at the college and university level.

The report — "Science and Engineering Education for the 1980s" (see p. 93) — even looks at the relatively recent competition from foreign companies when it says that "we fear a loss of competitive edge" as the Soviet Union, Japan, and West Germany outdistance the U. S. in elementary school science and mathematics programs. In case there is any doubt of this country's falling educational standards, take a look at a neighborhood high school's mathematics department and see how many trigonometry courses it offers. Or try to find a high school student who has progressed in math beyond algebra and geometry.

Educational shortcomings strike at the very heart of U. S. technological leadership. Movers and shakers in the electronics industries, among others, have been trying to draw attention to the trend for some time. Indeed, who knows better than they that the pipeline leading to the advanced technology of tomorrow is the new engineering talent of today? Electronics leaders, in taking the long view of the manpower shortage of today, see no cause for optimism. Take, for example, Andrew S. Grove, president of Intel Corp.

When he commented recently on the shortage of electronics engineers and software people, he called the situation a "catastrophe." He maintains that technical departments of colleges and universities are simply not getting their rightful and needed share of funds, compared with their liberal arts brethren, and concludes that things will probably get worse before they get better.

The NSF-DOE report calls for new programs lest the impetus to scientific and technological education provided in 1957 by the Soviets' launching of Sputnik be lost altogether. As industry has suggested, a major part of any new effort should be inducing newly minted engineers to stay in school beyond their bachelor's degrees so that they may eventually teach the next generation of engineers and scientists. But few of them are taking that course, and lack of money is the root of the problem. For it is understandable when a young engineer chooses the \$18,000 or \$20,000 starting salary being waved at him by a semiconductor, aerospace, or computer company over the sometimes threadbare life of a graduate student, leading finally to the dubious financial rewards of professorship. Teaching is, to be sure, satisfying. But, as a sage once observed, it is difficult to feed satisfaction to your children.

The Government can perhaps be forgiven for ignoring the pleas of the industry types who have been saying all along what this report enunciates on a broader scale and in more depth. But the danger is that — as is so often the case in Washington — the report will be filed and forgotten while the situation worsens, until another Sputnik-like crisis awakens official attention. It is evident that action must be taken now.

“What if we...”

What if we built a versatile new 5½-digit multimeter that you could expand into a fully-programmable measurement system?

You'd call it an excellent value, and wonder why nobody thought of it before. Our product designers call it the Fluke 8860A Digital Multimeter, an excellent new 5½-digit DMM that easily becomes either a programmable benchtop

system or a powerful **IEEE-488** instrument.

A powerful benchtop DMM.

As a precision DMM, the 8860A is an excellent value: a practical, hard-working voltmeter with 0.01% basic dc accuracy, five functions,

autoranging, and four advanced math functions - offset, peak-to-peak, limits testing and dc and ohms zero. All in a portable package.


A stand-alone multimeter system.

To make your 8860A fully programmable, we offer an optional calculating controller that ties the program execution capabilities of an RPN scientific calculator to the analog measurement power of the precision DMM. This allows you to develop software for your specific application. To integrate the 8860A into a larger system, we also offer an inexpensive talk/listen IEEE-488 interface for use with an IEEE instrument controller.

“Tell me more!”

Any way you configure your new 8860A DMM, you'll streamline your applications today and leave the door open for new opportunities tomorrow. For more information, call toll free 800-426-0361; use the coupon below; or contact your Fluke sales office or representative.

“We designed the 8860A to be a powerful, accurate multimeter, with low-cost options that make it fully programmable. This kind of flexibility makes the 8860A a practical solution for a wide range of measurement needs.”



Input protection to 1000V; safety design uses recessed input jacks and eliminates four-terminal ohms and guard shorting links.

5½-digit resolution with function annunciators.

Five-function DMM features autoranging, four advanced math functions and 0.01% basic dc accuracy.

Exclusive Portable Test Instrument Packaging lets you stack-and-latch the 8860A with other Fluke PTI Instruments.

Excellent value in an easy-to-operate DMM. The basic 8860A is \$1395; add \$295 for the IEEE-488 interface, or \$550 for the calculating controller.

-----Fast-Response Coupon-----

IN THE U.S. AND NON-EUROPEAN COUNTRIES:	IN EUROPE:	E 1 11/80
John Fluke Mfg. Co., Inc. P.O. Box 43210 MS #2B Mountlake Terrace, WA 98043 (206) 774-2481 Telex: 152662	Fluke (Holland) B.V. P.O. Box 5053 5004 EB Tilburg, The Netherlands (013) 673 973 Tlx: 52237	

- Please send me complete 8860A specifications and applications literature.
- I have to see this computing multimeter for myself. Please have a salesman call.

Name _____

Title _____ Mail Stop _____

Company _____

Address _____

City _____ State _____ Zip _____

Telephone () _____ Ext. _____

For technical data circle no. 25

salon international des
**composants
électroniques 81**

PARIS
april 6 - 11



The big european yearly electronic components show.

- 1515 exhibitors from 31 countries*
- 87243 visitors from 98 countries*

Further information and invitation card on request: S.D.S.A. 20, rue Hamelin, F 75116 Paris ☎ (33-1) 505 13 17 ☐ 630 400 F
In U.S.A.: International Trade Shows in France, 1350 Avenue of the Americas - New York, N.Y. 10102 ☎ (212) 582 4960 ☐ 427 563 Frshows

*1980 salon official figures OIS controle office

Please send me an invitation card and full information

Name _____
Position _____ Company _____
Address _____

Meetings

Gomac-80—Government Microcircuit Applications Conference, Department of Defense *et al.* (Gomac Secretariat, 201 Varick St., New York, N. Y. 10014), Shamrock Hilton Hotel, Houston, Texas, Nov. 19-21.

International Conference on New Systems and Services in Telecommunications, Université de Liège (Prof. G. Cantraine, Institut d'Electricité Montéfiore, Sart Tilman, B. 28, B 4000 Liège, Belgium), Palais des Congrès, Liège, Nov. 24-26.

13th Annual Workshop on Microprogramming, Association for Computing Machinery and IEEE (Micro-13, Engineering Science Department, Colorado State University, Fort Collins, Colo. 80523), Broadmoor Hotel, Colorado Springs, Colo., Nov. 30-Dec. 3.

Fifth International Conference on Pattern Recognition, IEEE and International Association on Pattern Recognition (5th ICPR, P. O. Box 639, Silver Spring, Md. 20901), Konover Hotel, Miami Beach, Fla., Dec. 1-4.

Advanced Strategies in Data Processing and Communications, The Yankee Group (P. O. Box 43, Cambridge, Mass. 02138), Harvard Club, New York, Dec. 2-3; Hyatt Rickey's, Palo Alto, Calif., Dec. 9-10.

U.S./Southeast Asia Telecommunications Conference and Exhibit, EIA (2001 Eye St., N. W., Washington, D. C. 20006), Mandarin Hotel, Singapore, Dec. 3-5.

IEDM—1980 International Electron Devices Meeting, IEEE, Washington Hilton Hotel, Washington, D. C., Dec. 8-10.

PLANS 80—Position Location and Navigation Symposium, IEEE, Resorts International Hotel, Atlantic City, N. J., Dec. 8-11.

1980 Computer Networking Symposium, IEEE and NBS Institute for Computer Sciences and Technology

(Washington, D. C. 20230), National Bureau of Standards, Gaithersburg, Md., Dec. 10.

19th IEEE Conference on Decision and Control, IEEE, Albuquerque Inn, Albuquerque, N. M., Dec. 10-12.

3rd Miami International Conference on Alternative Energy Sources, Clean Energy Research Institute, University of Miami (P. O. Box 248294, Coral Gables, Fla. 33124) *et al.*, Sheraton Bel Harbour, Bel Harbour, Fla., Dec. 15-17.

MIMI 81—14th International Symposium on Mini and Microcomputers, International Society for Mini and Microcomputers (P. O. Box 2481, Anaheim, Calif. 92804), Hotel del Coronado, San Diego, Jan. 7-9, 1981.

1981 International Consumer Electronics Show, EIA (CES, 2 Illinois Center, Suite 1607, 233 N. Michigan Ave., Chicago, Ill. 60601), Las Vegas Convention Center, Las Vegas, Jan. 8-11.

PTC '81—Pacific Telecommunications Conference, Pacific Telecommunications Council (PTC '81 Director, 2424 Maile Way, Rm. 704, Honolulu, Hawaii 96822), Ilikai Hotel, Honolulu, Hawaii, Jan. 12-14.

National Radio Science Meeting, IEEE and U. S. National Committee for the International Union of Radio Science (URSI), University of Colorado, Boulder, Jan. 12-15.

High Speed Digital Technologies Conference, IEEE Electron Device Society and American Vacuum Society, San Diego Hilton Hotel, San Diego, Jan. 13-15.

Southcon/81 Show and Convention, IEEE, Georgia World Congress Center and Omni International Hotel, Atlanta, Jan. 13-15.

Annual Reliability and Maintainability Symposium, IEEE *et al.*, Marriott Motor Hotel, Philadelphia, Jan. 27-29.

"We asked for a high frequency counter that measures accurately in tough RF environments. We weren't disappointed."

"Measuring frequencies on-site can be a difficult job. Signals from nearby transmitters can interfere with the frequency we're monitoring. But Fluke has packed all the features we need for high frequency


measurements into their new 7220A Frequency Counter, and then some."

"A full 10 Hz to 1300 MHz bandwidth through 2 input channels, and 5 mV rms basic sensitivity give us the full frequency coverage we

need. The 7220A's X1 to X100 variable attenuator, effective overload protection, and 100 kHz low-pass filter on the Channel A input help us take clean, stable readings of audio signals with RF contamination. And an integral stainless steel RF shield surrounds this \$1050 U.S. counter."

"We take accuracy with us."

"An optional battery pack combines with a choice of ovenized oscillators for high-accuracy, no-warm-up readings - even in the field."

"And because the 7220A is a member of Fluke's Portable Test Instrument (PTI) family, this counter quickly stacks-and-latches to any PTI Instrument. With the 1120A IEEE-488 Translator, we can even assemble an inexpensive, transportable  system."

Convincing Evidence.

Communications specialists everywhere are finding that the new Fluke 7220A makes their tough frequency measurements on the bench or in the field. For more information on Fluke Counters, call toll free 800-426-0361, use the coupon below, or contact your Fluke Sales Office or Representative.



Fast-Response Coupon

IN THE U.S. AND NON-EUROPEAN COUNTRIES: IN EUROPE:
 John Fluke Mfg. Co., Inc. Fluke (Holland) B.V.
 P.O. Box 43210 MS #2B P.O. Box 5063,
 Mountlake Terrace, WA 98043 5004 EH Tilburg,
 (206) 774-2481 The Netherlands
 Telex: 152662 (013) 673 973 Tlx: 52237

- Please send me the 7220A Brochure.
- Please have a Sales Engineer contact me.

Name _____
 Title _____ Mail Stop _____
 Company _____
 Address _____
 City _____ State _____ Zip _____
 Telephone () _____ Ext. _____

For technical data circle no. 27

Powerful HP Series 9800 desktop acquisition and control: the time

Imagine a computer with the interfacing power to automate your test and measurement system in days, instead of weeks or months. A computer that puts the entire system under your personal control—even if you're not a programmer.

Imagine how much more productive you could be with an HP Series 9800 computer.

A balance of power.

If you've been thinking that a desktop computer just isn't powerful enough for data acquisition and instrument control, think about this:

Today's Series 9800 desktop systems let you send completely formatted data at rates up to 16K bytes per second and handle up to fourteen channels of vectored interrupt (with high and low priorities). Direct Memory Access (DMA) permits capture of real-time data from high-speed devices at up to 800K bytes per second. And, with user-addressable memories ranging from 62K to 449K bytes, built-in magnetic tape drives, optional I/O ROMs and a wide variety of peripherals to choose from, the Series 9800 delivers big system power you'd never have thought possible in such compact and conveniently integrated packages.

Pick a card. Any card.


Interfacing to your instruments and any combination of HP printers, plotters, and storage devices has never been so easy. Just choose the plug-in interface card that's right for your needs: HP-IB, Bit-Parallel, BCD or RS-232-C. The I/O drivers are already built-in, so you can concentrate on your applications, and not on system configurations. The result? Less development time (which means a lower total cost), and a more productive system all around.

Plenty of room for growth.

The Series 9800 represents a wide range of desktop computers, so you can start building the system that makes sense for your jobs.

Our high-speed HP 9825, for example, is ideal for interactive device control. The System 35 gives you the option of an alphanumeric CRT and Assembly-language programming. The System 45 offers advanced graphics. And our new HP 85 personal computer provides an excellent balance between power and price for low-cost automation.

What's more, if your applications warrant it, you can get an added dimension of versatility by linking your desktop computer to our powerful HP 1000 minicomputer system. Communication is easily managed, and by combining the




computers for data they save is your own.

relative strengths of desktops and minis, you'll get a remarkable degree of flexibility and efficiency for test, measurement, and control jobs.

If you'd like to find out more about how HP Series 9800 desktop computer systems can help you improve your engineering productivity, just contact your local HP sales office listed in the White Pages. Or write for more information to Hewlett-Packard, Attn: Fred Bode, Dept. 682, 3404 East Harmony Road, Fort Collins CO 80525.

Circle 29 on reader service card



**HEWLETT
PACKARD**

Compare our data and time domain logic analyzer with the industry's leading data-domain-only unit.

For complete analysis, the K100-D outperforms H-P's 1610B!

Before you settle for the Hewlett-Packard 1610B data domain analyzer, compare it with the general purpose Biomation K100-D, our fastest-selling logic analyzer ever.

Compare depth of information.

A data domain (software) analyzer—even a unit as sophisticated as the H-P 1610B—simply does not give you all the information you need for debugging your main-frame, mini- and microprocessor-based systems. During the critical system-integration stage of a development cycle, a problem that looks like a software failure may turn out to be a not-too-obvious hardware malfunction. The K100-D's data timing capability lets you analyze software-hardware relationships and find the problem, wherever it originates. You can display up to 16 channels of critical timing information about race conditions and phase relationships between signals.

So vital is this timing information to complete problem analysis that industry trends indicate logic analyzers of the future will have both data and timing analysis capabilities—like the K100-D has today!

Compare data domain range.

The high-speed K100-D gives you data domain capability to 70 MHz—as compared with the 1610B's 10 MHz rate—for use with faster multiplexed microprocessors, computers, and ECL bit-slice processors. At 12 to 70 MHz, the K100-D gives you 16 channels of data display, with 1024 words of memory.

Operating at 0 to 10 MHz, both units give you 32 channels of data domain information. But the K100-D's memory is 8 times as deep as the 1610B's—512 words versus 64. The 1610B's 7 levels of triggering exceed the needs of most users, and those who do need this capability can generally get it from their development system. With the K100-D, you don't sacrifice vital timing information for data domain capabilities you don't need.

The final analysis.

To help you evaluate your needs before you buy, we've prepared a point-by-point competitive comparison of the Biomation K100-D and the H-P 1610B. (Incidentally, it also shows how the K100-D beats H-P's general purpose 1615A

hands down.) To get your free copy, just use the reader service number or write Gould Inc., Instrument Division, 4600 Old Ironsides Drive, Santa Clara, CA 95050. For faster response, call 408-988-6800.



Hewlett-Packard 1610B
A sophisticated data-domain-only logic analyzer




Analysis: Software
Speed: to 10 MHz
Channels: 32 data
Memory: 64 words

Biomation K100-D
The industry's finest data/timing logic analyzer



Analysis: Software & Hardware
Speed: to 70 MHz data domain
to 100 MHz time domain
Channels: 32 data to 12 MHz
16 data to 70 MHz
16 timing to 100 MHz
Memory: 1024 words @ 16 channels
512 words @ 32 channels

We've Always Offered More Graphics Solutions.



Now CalComp adds the full line of Talos digitizing tablets to what is already the most extensive line of computer graphics solutions available from any manufacturer.

Talos gives you a wide choice of digitizers in sizes from 11" x 11" to 44" x 60", with the option to back-light and rear-project images. And that's the kind of selection you need for your varied applications, including pipeline layouts, printed circuit boards and data reduction. Plus, they can accommodate conductive materials for digitizing seismographic and well-head logs.


Our newest products, the 800 Series and the Wedge, both feature electromagnetic technology to allow you to digitize from conductive materials, and to give more precise data input and greater data stability.

The flexible 800 Series with MULTIBUS[®] module lets you use dual tablets, dual cursors, and multiple interfacing for greatly expanded system capabilities.

The Wedge, designed especially for applications using small systems, offers end users and OEMs an affordable yet highly dependable alternative to traditional CRT control devices. And to aid operation ease and efficiency, the Wedge offers a unique five-degree sloped surface.

The 600 Series, using electrostatic technology and incorporating the "active inch" principle, is also available in a wide range of sizes and surface options.

With
Talos Digitizers,
We Offer Them
All.



To further expand accuracy and high speed performance, we offer SMART software packages for the 600 and 800 Series. SMART provides local processing of digitized data to let you combine functions and calculations, and much more depending on your working requirements.

CalComp for all the alternatives in computer graphics.

CalComp offers full lines of drum, flatbed and beltbed plotters; controllers; computer output microfilm (COM) units, and electrostatic plotter/printers. And, new from CalComp, the Graphic 7 display system.

Plus CalComp support. All CalComp products—including Talos digitizers—are backed by the largest professional team of sales, systems and service people in the industry—direct from CalComp. And our worldwide service organization means we can give you fast assistance wherever you're located.

We have all the solutions to your graphics needs. Call today to see how we can find the right one for you.

CALCOMP

California Computer Products, Inc.
2411 West La Palma Avenue
Anaheim, California 92801
Telephone (714) 821-2011
TWX 910-591-1154

Graphics Sales Offices: Tempe, AZ: (602) 894-9468; Orange, CA: (714) 978-7111; Santa Clara, CA: (408) 727-0936; Englewood, CO: (303) 770-1950; Norcross, GA: (404) 448-4522; Schaumburg, IL: (312) 884-0300; Shawnee Mission, KS: (913) 362-0707; Metairie, LA: (504) 833-5155; Waltham, MA: (617) 890-0834; Southfield, MI: (313) 569-3123; Bloomington, MN: (612) 854-3448; St. Louis, MO: (314) 863-2711; Woodbridge, NJ: (201) 636-6500; Fairport, NY: (716) 223-3820; Cleveland, OH: (216) 362-7280; Dayton, OH: (513) 276-5247; Tulsa, OK: (918) 663-7392; Portland, OR: (503) 241-0974; Pittsburgh, PA: (412) 922-3430; Wayne, PA: (215) 688-3405; Dallas, TX: (214) 661-2326; Houston, TX: (713) 776-3276; McLean, VA: (703) 442-8404; Bellevue, WA: (206) 641-1925

Circle 32 on reader service card

Book-to-bill ratio for semiconductors down in third quarter

According to the closely watched book-to-bill ratio, the semiconductor industry's third quarter of 1980 turned out to be the weakest such period since the 1974-75 recession. As computed by consultants Integrated Circuit Engineering Corp. of Scottsdale, Ariz., from figures compiled by the Semiconductor Industry Association, **the key ratio stood at 0.77 for September.** However, an SIA spokesman cautions that this figure represents an average for the three months and points out that September actually improved over July and August.

What drives this ratio lower, of course, is new orders not keeping pace with billings; for instance, September shipments of \$515 million were estimated at a 34% higher rate than those for the same month of 1979. On the other hand, September bookings of about \$358 million are down sharply, says ICE, from a peak of about \$583 million in March. Both ICE and SIA forecast 1981 growth at about 15% over this year, which itself looks to be up 28% from 1979. SIA also foresees a 1:1 ratio by Jan. 1.

HP to offer new top-end business computer

Within a month or so, Hewlett-Packard Co.'s Computer Systems division in Cupertino, Calif., will unveil the series 44, a new top of the line for its 3000 family of 16-bit business computers. Code-named Grizzly, the system reportedly offers **1.7 times the throughput of the current top machine, the HP 3000 series III, but costs less than \$6,000 (or 5%) more.** Unlike prior family members using a processor based on silicon-on-sapphire technology, the series 44's processor opts for standard Schottky TTL technology and pushes it to the limit.

Tymnet seeks to link office PBXs with X.25

A new way to deal with the problems of interoffice communications in the office of the future is being advanced by Tymnet Inc. of Cupertino, Calif. The concept is based on the use of a very intelligent private branch exchange, rather than a network processor or computer, to tie together word processors, facsimile machines, and other data terminals. To enable such PBXs to talk to each other, Tymnet proposes packet switching using the X.25 protocol. Mark W. Radwin, a consultant to Tymnet, says **the company is "well past the discussion stage" with several manufacturers of data or data and voice PBXs to see how its public packet network could be meshed with those inherently internal digital PBX devices.**

Hybrid Systems shows 14-bit converter in monolithic form

Hybrid Systems Inc. is upping the ante in the converter market by introducing what it says is the first monolithic 14-bit digital-to-analog converter. Until now, say spokesmen for the Bedford, Mass., firm, commercial monolithic technology reached 12-bit resolution. Not only does the new unit offer 14-bit resolution, **but it has 14-bit linearity and monotonicity as well.** Priced at \$39 singly and \$33 in hundreds, this is the first commercial monolithic converter from a hybrid house.

New Two Pi CPU to be twice as fast as company's V/32

Two Pi Corp., Santa Clara, Calif., developer of the V/32, which is recognized as the first 32-bit minicomputer compatible with IBM 370 software, has a new family of high-performance central processing units in engineering. The initial member of the new family, all of which will be field-upgradable from a basic V/32, is slated for introduction next spring. Called the V/33 inside the company, it will execute 500,000 instructions

per second, which is nearly twice the performance of its predecessor and equivalent to an IBM 370/148 or the more recent IBM 4331 group 2 processors with cache memory [*Electronics*, May 22, p. 48]. Other members of the family, all based on standard and advanced Schottky TTL technology, are projected to perform up to 1 million instructions per second, and possibly more.

C-MOS RAM design survives 5×10^5 rads of nuclear radiation

Computer simulations have researchers at Harris Corp.'s Semiconductor Products division confident that they may soon deliver a super-hardened complementary-MOS random-access memory. **An extra photomasking level, special processing steps, and a Harris-developed silicon substrate** in combination allow a standard Harris HM650 4-K static RAM to operate without derating in the presence of up to 5×10^5 radiation-absorbed doses, or rads (100 rads is lethal to humans). Present devices resist 2×10^4 rads. Jointly funded by the Jet Propulsion Laboratory, the Naval Research Laboratory, and Applied Technology Inc., the Harris project currently is in final layout, and the Melbourne, Fla., division could be delivering prototypes by next summer.

TI system to convert text into speech

Texas Instruments, Dallas, plans to describe a text-to-speech system at the Fall Conference on Consumer Electronics, to be held Nov. 10-11 in Chicago. **The system converts incoming ASCII characters into natural-sounding speech by joining allophones**, which are variants of phonemes, the basic units of human speech. Besides having an unlimited vocabulary, the voice-response unit will be inexpensive and will interface easily with microprocessors and minicomputers. It is based on a microcontroller and TI's TMS5200 synthesizer chip, which uses linear predictive coding for reduced memory requirements.

National's Moose yields highest output current

National Semiconductor Corp. has developed a bipolar linear process, called Moose, based on a new integrated-circuit fabrication structure that allows the Santa Clara, Calif., firm to make high-current transistors on half the die area of standard processing. The first device to be built with the process is a single-chip adjustable voltage regulator, soon to be introduced, able to supply in excess of 10 A and to operate at power levels of up to 70 W, **or twice that of the present highest-output-current IC regulator available, National's own LM138**. The new device, called LM196, is to be available the first quarter of 1981.

Telic terminal to be marketed for consumer use

The Telic terminal, developed in France to replace the telephone book via access to the French videotext system, will soon have a modified American cousin. The as yet unnamed American version will be distributed by Source Telecomputing Corp. of McLean, Va., which will package the terminal with a subscription to its data base and sell it for from \$500 to \$600. Calling it the ideal consumer terminal, Source has signed an agreement with the designers of the American version, Reliable Communication Products Inc. of Franklin Lakes, Ill., **to market at least 250,000 terminals over the next three years**. The American version includes a 9-in. screen, an integrated 300-baud modem, and a keyboard, but not the integrated handset that the Telic terminal has.

**YES, THERE'S
A REASON
WE DELIVER
ROMs FASTER
THAN THE
OTHER GUYS**

Industry average delivery on ROM samples is 6 to 8 weeks. EA delivers 8K, 16K and 32K ROM samples in 4 to 5 weeks.

Industry average delivery on production runs is 10 to 20 weeks. EA delivers in 8 to 10 weeks.

How do we do it? By a unique process called "Contact Mask Programming." N-channel silicon gate ROMs generally require seven masking steps from raw through finished wafers. Other ROM manufacturers diffuse your bit pattern in the first mask, then take another 4 to 5 weeks just to finish the wafer. Not us.

We commit your bit pattern at the *fifth* mask. This allows us to pre-fabricate every wafer through the first four masks, and thereby have 70% of its fab cycle completed before you send us your bit pattern. You get your ROMs faster, we get more ROM orders.


Skeptical? Try us. Electronic Arrays, 550 East Middlefield Rd., Mountain View, CA 94043. (415) 964-4321; Philadelphia (215) 643-1447; Chicago (312) 858-8508.

**ELECTRONIC
ARRAYS**

**THE HOUSE
OF ROMs**



**Only one company
can deliver octal interface
in four weeks.**



Get speedy delivery on Monolithic Memories LS and S 54/74 buffers, latches, registers & transceivers.

Monolithic Memories' broad family of octal interface devices is rolling off the lines right now, with up to five thousand pieces of each type available in four weeks... a fraction of the delivery time quoted by other suppliers!

Industry standard and multiple sourced.

Many of these are the same enhanced parts developed by Monolithic Memories and formerly designated our 57/67 series. We added such niceties as on-board inverters, Schmitt triggers with true hysteresis and high-output-current options. We put them in our space-saving 20-pin SKINNYDIP™ packages. And now they're



renumbered, part of the industry standard, widely second-sourced 54/74 family.

Now pick from three octal transceivers.

To our 54/74LS645 transceiver we've now added two brand new companions: the 54/74LS245 and the hi-drive (48 mA)

74LS645-1, allowing you to pick just the right transceiver for your application.

Contact your nearest Monolithic Memories franchised distributor or sales representative for a complete brochure on our entire octal interface family. Monolithic Memories, Inc., 1165 E. Arques Ave., Sunnyvale, CA 94086.

TM—SKINNYDIP is a trademark of Monolithic Memories, Inc.

Monolithic Memories 

Circle 37 on reader service card

XENIX OS.

It would have made Edison proud.

"Genius," said Thomas Edison, "is 1% inspiration and 99% perspiration." How right he was. Microsoft is taking the authentic UNIX™ Version 7 OS— an inspiration to us all—and is working to make it even better.

How? By applying every bit of our system software expertise towards the creation of a standard operating system to unite all 16-bit microprocessor software development. Now, and through the 80's.

We call it the XENIX™ OS. You'll call it genius.

First, the XENIX-11 OS for PDP-11's.

The first adaptation of our XENIX operating system is the XENIX-11 system for DEC PDP-11™ computers.

If you're a PDP-11 user, you're no doubt familiar with the remarkable UNIX system from Bell Laboratories. It is a highly sophisticated, interactive, multi-user, multi-tasking OS featuring a vast array of utilities. Features include device-independent I/O, tree structured file directory and task hierarchies, a user-space command language, pipes and signals, and security protection.


Do you get all this with the XENIX-11 system? Of course. Plus a lot more, all at a very reasonable price.

Positively inspiring.

UNIX is a trademark of Bell Laboratories.

PDP-11 is a trademark of Digital Equipment Corporation.

XENIX is a trademark of Microsoft.



Genuine UNIX OS. Not a look-alike.

Understand first of all that Microsoft's XENIX-11 system is the very same UNIX OS you know and love. Under license from Bell Laboratories, we offer the same proven code that's been subjected to intense field testing throughout the world for over five years. In fact, thousands of successful installations attest to the quality of the UNIX OS.

Finally, a standard you can depend on.

In addition to the XENIX-11 OS, Microsoft is also transporting the XENIX system to run on all new 16-bit micros. That means the XENIX system will define the standard operating system environment in the 1980's.

Which will in turn make it as popular as the lightbulb. Because now,

you and your software can stay with the XENIX OS, even after moving to new 16-bit hardware.

Very ingenious.

Solid support from the experts.

Best of all, the XENIX OS is brought to you by Microsoft, the leading innovator in quality system software. We believe in full support for our customers, no matter how much perspiration we expend in the process.

That explains our long-term commitment to keep the XENIX OS state-of-the-art. And our obligation to pass each advancement on to our customers through periodic improvements and updates.

Because as Thomas Edison might have said, "No one stays on the forefront of technology by taking a back seat to progress."

An object license for the XENIX-11 OS is available to single-copy buyers or OEMs for a very reasonable price. For more information, contact Microsoft or your local Microsoft dealer.

Microsoft

10800 NE Eighth, Suite 819
Bellevue, WA 98004
206-455-8080
Telex 328945

Vector Microsoft

Research Park
B3030 Leuven
Belgium
016-20-24-96
Telex 26202

ASCII Microsoft

102 Plasada
3-16-14 Minami Aoyama
Minato-ku
Tokyo 107, Japan
03-403-2120 Telex 2426875

We set the standard.

MICROSOFT

TI airs details of low-cost solar collector

by John G. Posa, Solid State Editor

Novel photovoltaic design uses silicon spheres; conversion efficiency is 13%, cost is projected at 4¢/kW-h

The revolutionary solar energy system from Texas Instruments Inc. is ready for public airing. With a novel storage concept and a competitive conversion efficiency of around 13%, TI's design dramatically slashes the cost and energy required to build a collector—considerations of increasing importance in figuring a system's overall cost-effectiveness.

Because the design allows storage of energy, the Dallas company is confident its system can replace—rather than just supplement—existing electrical utilities. In fact, TI says, extensive cost studies and computer models have already shown that the system should produce more than 90% of a typical home's power at 4¢ per kilowatt-hour—the present cost of electrical power and well below the national goals for solar-energy systems.

Development. The system has been known to be in development for some time, with partial funding from the U.S. Department of Energy [*Electronics*, June 7, 1979, p. 55]. Co-inventor is Jack Kilby, the TI semiconductor pioneer often credited with originating the concept of the integrated circuit. Now that patent issues have been resolved, TI is ready to go public with its development.

The collector contains an array of small silicon spheres—with either n centers and p coatings or p centers and n coatings—having metal elec-

trodes that form anodes and cathodes, respectively (see diagram). These force a trickle current through a hydrobromic acid electrolyte, separating it into its constituent parts, liquid bromide and hydrogen gas, which are stored separately and recombined in a fuel cell to generate electricity on demand, as well as reconstituted electrolyte.

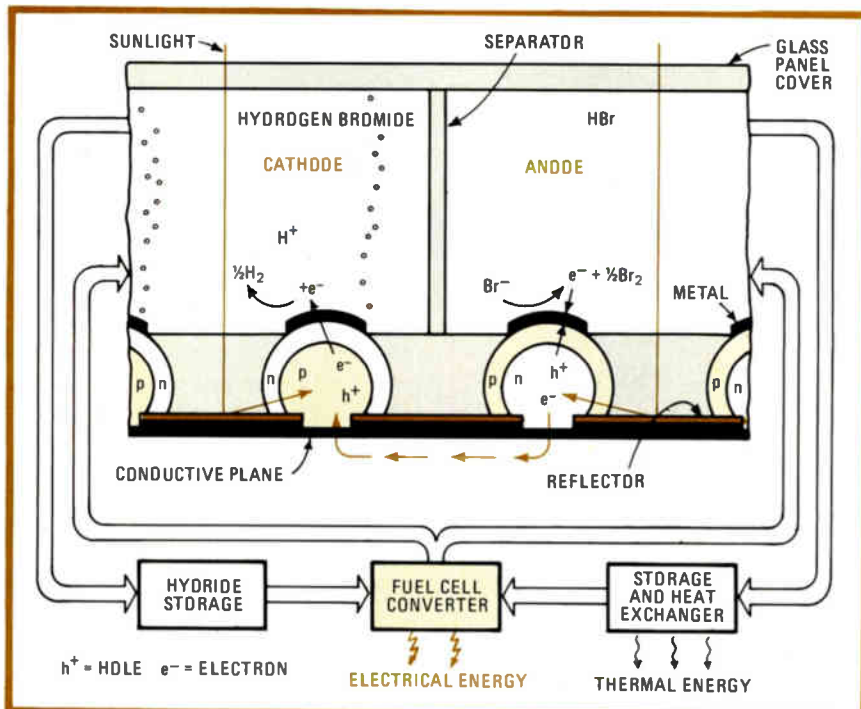
In this closed-loop system, the collector fluid is also warmed by the sun, so it is cooled by being passed through a conventional heat exchanger. "The only input is solar radiation, and the output is electrical and thermal energy," remarks project manager E. L. "Pete" Johnson.

Other photovoltaic collectors de-

mand banks of batteries that are expensive, bulky, and difficult to maintain. The bromide in TI's system, in the form of tribromide ions in solution, is easily stored.

Though the storage of a large volume of hydrogen gas can be tricky because of its bulk and volatility, new methods are gaining prominence. One is to force the hydrogen atoms into the interstices of a metal alloy, forming a hydride compound.

Savings. At least as impressive as the storage concept is the ingenious design that lends itself to radically cheaper production. Conventional photovoltaic panels require large amounts of costly single-crystal or polycrystalline silicon. There, round



Light to power. TI's solar-cell-plus-electrolyte system, using spherical silicon collectors and a glass matrix exploits a reversible reaction: $2\text{HBr} + \text{H}_2\text{O} + \text{electricity} \rightleftharpoons \text{H}_2 + \text{Br}_2 + \text{H}_2\text{O}$.

ingots waste collector area and silicon, and ribbon-growing or casting methods so far deliver only moderate efficiencies for the expense of the procedures that shape them.

In contrast, TI's little silicon balls are made like lead shot; molten silicon is forced through an orifice, solidifying into crystalline beads. "No silicon is wasted," Johnson says.

Arrays. Since solar cells are low-voltage devices, they must be interconnected for kilowatt capacities. With ordinary systems, interconnection is labor-intensive and flaws in or excessive leakage from a single cell can seriously degrade performance.

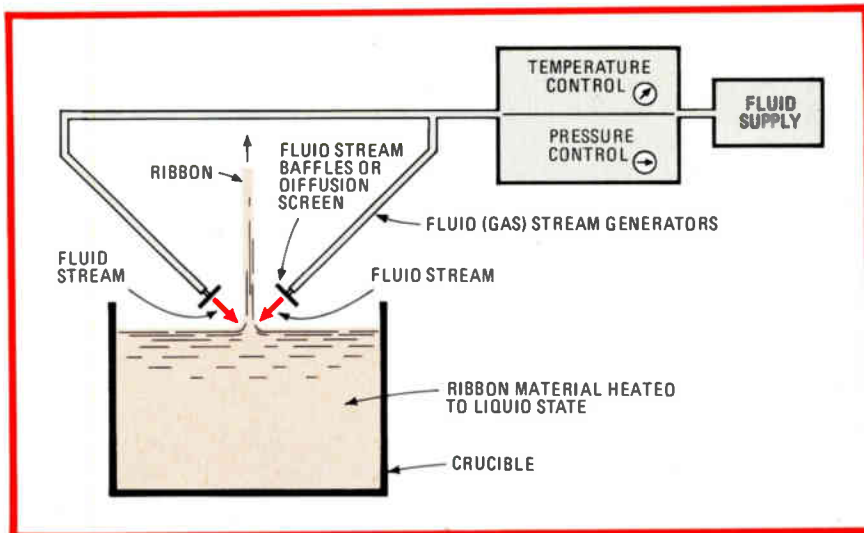
But TI's silicon spheres are inexpensively cast into a glass matrix and automatically interconnected with a conductive backing layer. Thus, complete silicon coverage of the collector area is unnecessary, no electrical connections to the collector need be made, and open or shorted cells are tolerable. Johnson says sheets as large as 4 by 8 feet may be practical.

Though TI will not give a timetable on commercial introduction of its system, it does say that residential installations are its primary target. Home use "represents one of the few [markets] large enough to justify the costs of full-scale development," Johnson says.

He will describe the system at the Government Microcircuit Applications Conference—Gomac-80—to be held at Houston's Shamrock Hilton Nov. 19-21. More than 100 papers will address the general theme—signal processing—and a long list of other application areas.

Gas jets shape silicon ribbon

Like the developers of Texas Instruments' new solar energy system, many researchers are pursuing the goal of high-efficiency solar cells produced cost-effectively. One promising technique receiving attention is fabrication of the silicon substrates in ribbons rather than ingots, and two Boston researchers report experimental processes they say sidestep



Gas shaping. In an experimental method, silicon ribbon for photovoltaic cells is shaped as it comes from the melt by carefully controlled jets of hydrogen or an inert gas.

yield problems hobbling other ribbon approaches.

In one process, developed by Welville B. Nowak, a mechanical engineering professor at Northeastern University, gas jets shape a silicon ribbon as it emerges from the melt. Patents are pending on the other approach, developed by Emanuel Sachs, an engineer at the Massachusetts Institute of Technology's mechanical engineering department in Cambridge, so he and his sponsor will not discuss the process's key mechanism, only its results.

Improving. Nowak says his method improves on current ribbon processes, such as those employed by Westinghouse Electric Co., and Mobil Tyco Solar Energy Corp. [*Electronics*, July 19, 1979, p. 110]. As in the ingot-producing Czochralski method, a silicon-crystal seed lowered into molten silicon starts the process; as the seed is withdrawn, it brings with it a column of single-crystal silicon from the melt.

Surface tension produces cylindrically shaped ingots in the Czochralski method, but Nowak's uses jets of inert gas or, since the crucible environment is inert, hydrogen. Applied to the column, they flatten it into a ribbon as it rises from the melt (see figure). Varying the temperature, pressure, angle, and number of gas jets configures the silicon to a desired width and thickness.

This method eliminates the use of dendrites and special dies to shape the silicon into ribbons. The dendritic method used at Westinghouse, Nowak notes, produces ribbons with irregular edges and suffers from a high incidence of crystal deformities. Dies used in Mobil Tyco's edge-defined film-fed growth process dissolve on contact with the silicon melt, introducing impurities.

Control. A crucial factor with Nowak's method is the need for precise regulation of the gas jets. But he believes that sophisticated equipment available to industry will circumvent this difficulty.

The initial performance of the Sachs' ribbon-production method looks good. Of this approach, the developers will say only that it also works without dendrites or dies to shape silicon drawn from a melt. It has produced good-quality polysilicon ribbons with uniform 1-inch widths, manufacturing them at up to 6 in. per minute, they claim. Nowak, whose lab equipment limits him to 1-centimeter ribbons, sees no width limitations in his process.

Sachs' method allows the temperature of the molten silicon to vary 10°C or more, whereas current methods may need to keep variations to within 0.1° to ensure high-quality results. (Production of polysilicon ribbons, rather than the single-crystal ribbons he is producing, allows

greater leeway in temperature control, Nowak comments).

Potential ribbon width with this method is about 4 in., figures Edward J. Cook, a physicist with Arthur D. Little Enterprises, sponsor of Sachs' work. He claims that ribbons with crystals several centimet-

ers square have been achieved and that the photovoltaic properties of the ribbons compare well with those produced by present processes. He says Sachs' technique is relatively simple, allowing continuous operation when monitored by even an unskilled operator. **-Linda Lowe**

Speech synthesis

Speech processor on single chip talks at low bit rate with novel coding technique

The latest entry in the voice synthesis sweepstakes is a complete speech processor on a chip from General Instrument Corp., and it is the kind of offering that will boost talking integrated circuits into the realm of commodity products. Potential users of the growing number of speech-synthesis ICs have been looking for a low-cost, single-chip solution, and GI aims to make just that available in quantities in early 1981.

The SP-0256 can produce human-like speech at a surprisingly low bit rate because of its novel speech-encoding techniques. This efficient processing contributes to the competitive size of the IC: at 45,000 square mils, it is about the same size as the synthesizer IC alone in Texas Instruments Inc.'s three-chip set and three fourths the size of Matsushita's single-chip speech processor.

Complete. The n-channel MOS chip from GI's Hicksville, N. Y., Microelectronics division holds the synthesizer (the two solid-color blocks in the figure), a mask-programmable read-only memory, and a 4-bit microcontroller. Its 16-K ROM stores all data and instructions to produce 256 discrete sound sequences; for more words or higher quality sound, as much as 512 K of external ROM may be added.

The drive to produce ICs that can speak [*Electronics*, May 22, p. 95] is taking several routes. The chip duo from National Semiconductor Corp. uses waveform digitization; the chips from TI and others like Telesensory Systems Inc. use linear predictive coding, which models the vocal tract

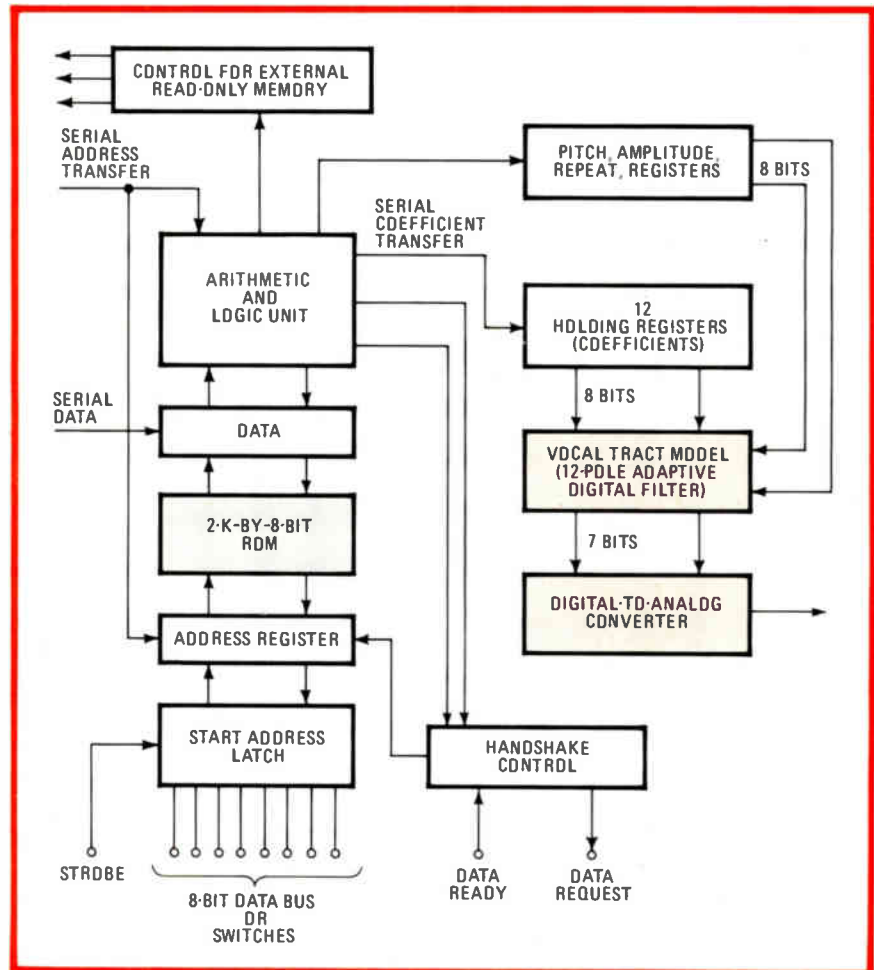
with a multiple-stage lattice filter; boards—and now chips—from the Votrax division of Federal Screw Works use formant coding, which combines frequency components (formants) into words.

In effect, GI combines linear pre-

dictive and formant coding, deriving the coefficients for an LPC algorithm from the frequency domain, rather than from the time domain, as in other LPC systems. This allows the extraction of redundant information to reduce bit rates.

Furthermore, the lattice filter is adaptive to accept changed coefficients, allowing GI greater programming flexibility than with time-based LPC systems. Thus the SP0256 can be programmed across a range from high-quality human speech, at the rate of one word for every 1,000 bits, to robotic speech, at one word for every 500 bits.

Using the frequency domain lets GI cut the amount of data necessary to reproduce words. "LPC is a mathematical procedure, but with [time-based approaches] you can't identify what information is redundant in



Talkative. GI's single-chip speech processor can hold as many as 32 words and associated instructions in its programmable ROM; adding more memory gives a bigger vocabulary.

speech because you can't identify what is important," says Stephen G. T. Maine, group director of advanced products. "With our algorithm, redundant information may be extracted."

Formants. GI will start with a tape of the sounds the customer wants. "We will do straight synthesis of that voice," Maine says. "We can model the voice using six formants. But we can throw away three of those formants and still reproduce the voice. We can reduce the data needed to be stored by up to 60%."

Thus the single chip can completely process speech for applications

that need a few dozen words, like clocks, calculators, and instruments. In fact, GI sees the SP-0256 as another in its long line of commodity parts—and it plans to be shipping production quantities in 1981's first quarter priced at \$10 to \$12 in 25,000-unit volumes.

Moreover, the company is ready to quote a price for quarter-million-unit lots: \$5 each. Also coming soon are 64- and 128-K add-on ROMs and development and prototyping support systems. "There are a lot of applications," Maine says. "With 32 words on a chip, you can do quite a bit."
-Pamela Hamilton

company expects the price will fall to about \$200 by 1984.

The three chips are the 43201 instruction-decode unit, the 43202 instruction-execution unit, and the 43203 input/output interface. However, Intel clearly sees these very large-scale integrated circuits as basic building blocks for high-performance machines.

Automatic. To this end, the processing units in a multiprocessor system are self-dispatching: each recognizes the instructions it is to execute and pulls them out of the instruction stream. This capability is achieved in part by integrating on the silicon many operating-system functions that have been software-based.

The hardware can schedule and dispatch concurrent processes to execution units. Interprocessor communication and memory management are handled similarly, including the mapping of a virtual memory space of 2^{40} bytes maximum into the physical space of 2^{24} bytes.

Hardware implementation of these functions is possible because of the 432's VLSI level of density: six times that of the 16-bit 8086. There are more than 200,000 devices in the three-chip set.

Just as in mainframes, hardware implementation of software functions contributes to an extremely

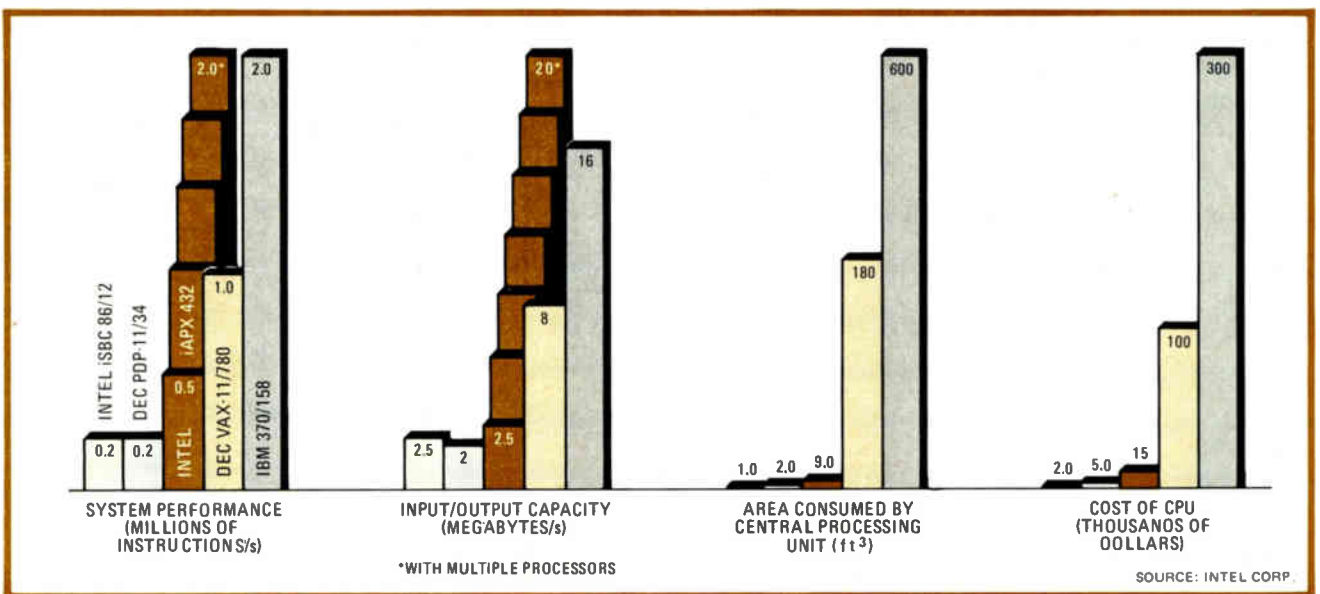
Microsystems

Intel's 32-bit three-chip set promises software-transparent multiprocessing systems

At three invitation-only sessions, Intel Corp. is disclosing key details of its forthcoming 32-bit microprocessor, the iAPX-432, to potential major customers. Details on these sessions are scant, but what is surfacing gives the picture of a system whose processing power can be incremented solely by plugging in additional units, without affecting the software. In other words, 432-

based multiprocessing systems are software-transparent.

The three-chip minimum configuration [*Electronics*, May 22, p. 39] is the equivalent of a mainframe computer, and Intel is not shy about comparing anticipated systems with minicomputers and mainframes (see figure). When the set becomes available next year, it will cost about \$3,000, but the Santa Clara, Calif.,



Stacking up. Intel expects systems based on its forthcoming 32-bit microprocessor, the iAPX 432, to excel small minicomputer by a wide margin. In fact, it does not hesitate to stack the new offering up against mainframes and high-performance minicomputers.

Buying a pre-owned instrument can help maximize your cash flow. With today's ballooning interest rates, tight money and soaring inflation, it's tougher than ever to justify large cash outlays for new equipment. A pre-owned instrument from USIR can save you up to 40% over a new one, and you don't have to sacrifice quality.

Field-tested instruments provide high reliability—I guarantee it. Any product that relies on solid state components runs the greatest risk of failure in its first hundred hours. All previously owned instruments have already proven themselves in day to day use. Because they've been

continually maintained by USIR technicians, they are functionally (and most often cosmetically) as good as new. We offer a 90-day parts-and-labor warranty on every item;* and you can return anything within 10 days if you feel what we sent you wasn't what we promised on the phone.

Top quality test equipment off-the-shelf.

Delivery on a new instrument usually takes months; you can get a guaranteed, like-new pre-owned instrument from USIR in a few days. And our selection is continually being updated. We're ready to give you up-to-the-minute information on available inventory. We carry over 200 lines with more than

1000 models to choose from, so whether you're interested in renting, leasing, or buying, we can help. 2121 S. El Camino Real, San Mateo, California, 94403, (415) 574-6006

**Except BWOs, TWTs and YIGs*

United States Instrument Rentals, Inc.

US

A U.S. Leasing Company



"PRE-OWNED TEST EQUIPMENT WORKS LIKE NEW FOR A LOT LESS MONEY. THAT'S VERY IMPORTANT TODAY."

—Anthony Schiavo, President.



high throughput. Intel also is specifying 0.4 and 5 microseconds for 32-bit addition and multiplication, respectively, and only 27 μ s for 80-bit floating-point multiplication.

Language. To circumvent the tedium of low-level assembly-language programming, Intel mapped the features of a modular high-level language—the Department of Defense's Ada—directly into the hardware, making it the computer's native tongue. Then, to standardize the manipulation of all of Ada's varied constructs, which range from simple to complex data types and from nested tasks running on one processor to messages among the various processors, Intel adopted the notion of an object.

An object is simply a standardized format for a set of operations or data that can be referenced by a program. The format subsumes Ada's constructs in a way that unifies the 432's software and hardware operations into a consistent picture for the programmer.

Emulating mainframes, the 432 offloads I/O interrupt management into front-end processors, functions that Intel's Multibus line and the forthcoming iAPX-286 single-chip processor can serve. The 16-bit 286, featuring memory management and protection in silicon, also was discussed in detail at the invitation-only session.

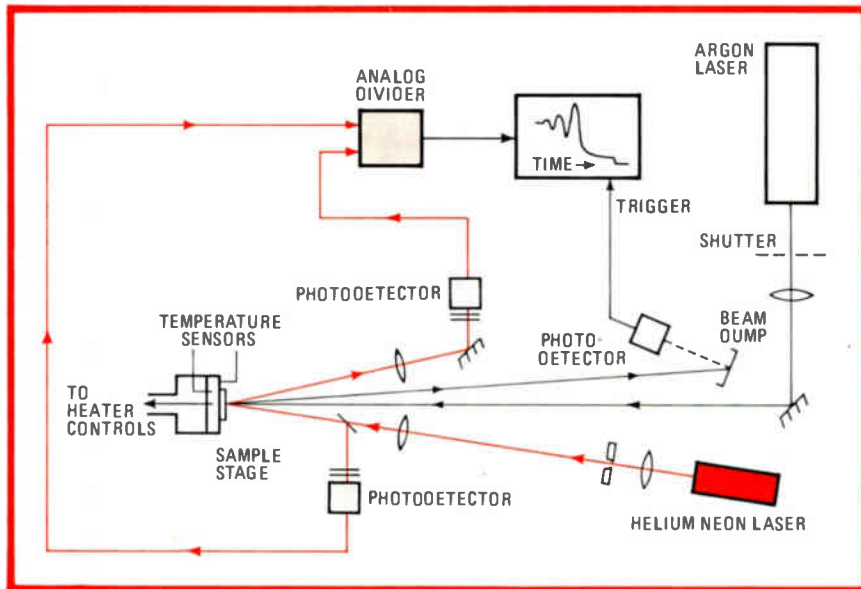
-R. Colin Johnson

Solid state

Laser monitor aids single-crystal growth

Coming over the semiconductor-processing horizon is what looks to be a key use of the laser: a real-time tool to measure precisely—and therefore control—growth of silicon single crystals. Hughes Research Laboratories has rigged up a laser duo, with a helium-neon unit monitoring crystal growth rates that result from the heating of amorphous silicon by an argon continuous-wave laser.

The results of the HeNe laser's monitoring are used to fine-tune the



Precise growth. In Hughes Labs' experimental setup, HeNe laser monitors the crystal-growing activity of an argon laser, permitting fine-tuning of the growth.

action of the argon laser, already a precise and flexible tool for crystal growth. Though the initial work in the year-old project is with amorphous silicon, the jackpot is likely to be hit with polysilicon, from which prized large crystals can be grown.

Payoff. If these crystals are large enough, entire devices or circuits can be fabricated in them. The payoff is true three-dimensional micro-electronics, because devices can be stacked in successively grown layers.

Industry experiments have been limited to growing crystals with diameters of 20 micrometers. But Hughes says it already can do better than that, although efforts are only getting started with polysilicon and silicon dioxide layers.

Purely as a research tool, Hughes' laser-based annealing and monitoring technique shows such potential that "it is bound to stir intense interest," predicts LaVerne D. Hess, head of the laser chemistry section in the chemical physics department at the Malibu, Calif., labs. "Clearly, there are important advantages in the Hughes technique," says Walter L. Brown, head of the radiation physics department at Bell Laboratories, Murray Hill, N. J., which was a pioneer in laser application to semiconductor processing [*Electronics*, March 1, 1979, p. 88].


Brown is especially intrigued with the "feedback scheme of the Hughes work, which is very plausible," since it adds flexibility to control of the heat laser. He says Bell has worked with a second laser as a measurement tool but did not take the real-time feedback route.

Even more useful would be putting the whole setup under minicomputer control, something Hess says Hughes is already pursuing. Currently, the argon laser is adjusted by a researcher after seeing a readout of the test results.

Operation. The Hughes experimental gear is configured so the probe beam focuses to about 10 μ m within the 30- μ m spot of the argon laser annealing beam. Photodetectors sample the ingoing beam's intensity as well as the filtered, reflected intensities (see figure) and display the results on a chart recorder or oscilloscope.

Hess says the precise measurement of crystal growth is an order of magnitude better than those of conventional furnace-firing techniques, which have resolutions of only 300 angstroms or so. The measurements come from monitoring optional interference effects, which occur when the heating laser causes the thin film to crystallize. The heating unit uses from 5 to 20 watts; the helium-neon

"Every time we ask a MOS/LSI company about their custom experience, they change the subject."



That's no surprise. Most MOS/LSI companies take on custom work only when market conditions force them to. And, no matter how big they may seem, they're usually only willing to handle a few limited jobs. So they really don't have much custom experience worth talking about.

AMI does. As the leader in the field, we have 14 years of successful custom work behind us. Since we opened for business in 1966, our engineers have designed over 1,300 LSI circuits. And for the entire period of time, custom has been the major—and most important part—of what we do.

We've designed circuits for appliance and consumer electronics companies, the telecommunications and EDP fields, the automotive industry and the military. In fact, we've created custom solutions for virtually every kind of company.

Which means that whatever business you're in, you can be just about certain that we'll understand your problems. And that we'll be able to offer you a MOS system solution tailored to the exact needs of your application.

We can design a MOS peripheral circuit for you that will interface with any standard micro-power memory and 4-, 8- or 16-bit microprocessor (ours or someone else's). Or we can offer you one of our own standard circuits customized to your specific requirements.

We've also designed complete systems on a chip with as many as 60,000 devices, and we're able to combine both linear and digital circuitry on the same piece of silicon. So if you need a chip with

switched capacitor filters, A/D and D/A converters and other linear type circuits, we can give it to you.

What's more, our SIDS (Symbolic Interactive Design System) is the world's most advanced design system. It's the reason we've been able to cut design time while producing increasingly more complex circuits.

We're very flexible. AMI's engineers work in 14 variations of the three major MOS processes: the very mature P-channel, high speed, state-of-the-art N-channel and CMOS. So when the time comes for you to choose the process you want, unlike other companies, we have no limitations to impose on you.

But AMI's flexibility doesn't end there.

If you want to design your own LSI circuits, we make it easy for you to work with us. We can interface with you at any stage of chip development, and we have the industry's only group specially organized to handle customer designed circuits. In six years, they've managed the production of over 750 of these circuits.

You'll be in good company. AMI's list of satisfied customers includes some of Fortune 500's biggest companies. But we work for a lot of small and medium size companies, too. That's another part of our flexibility. We're set up so that we can provide cost-effective, state-of-the-art results for just about any size company—and just about any size job.

If what AMI has to offer sounds like what you've been looking for, mail in the coupon. We'll send you two books that will help you decide if custom MOS is right for your application and tell you everything you should know about AMI's custom capability.

It's really the quickest way for you to start taking advantage of our experience.

I want to know more about AMI's custom LSI capabilities.

Send me the books. Have your applications engineer contact me.

Name _____ Title _____

Company _____

Address _____

City _____ State _____ Zip _____

Phone _____

What is your application? _____

Send to: American Microsystems, Inc.,
Dept. 11-6, 3800 Homestead Road,
Santa Clara CA 95051.

AMI
AMERICAN MICROSYSTEMS, INC.

laser uses only 3 milliwatts.

"The single crystal grows out from the amorphous/crystal interface toward the surface," Hess explains. Actual growth rate is calculated from the variation in intensity of the reflected probe beam hitting both the material surface and the advancing crystal. Time-dependent changes in reflectivity make possible continuous measurement.

When perfected, the entire process will take only a fraction of a second, compared with 15 minutes or more for a furnace growth and up to a day to measure it, says Hess. He expects the first implementations of the technique to follow quickly, because laser annealing equipment, which Hughes uses, is available already at most sites involved in this kind of advanced materials research. Within a year or two, experimental devices will probably be fabricated with the technique.

-Larry Waller

Memories

U. S. reject rate still trails Japanese

U. S. semiconductor makers are significantly improving the quality of their parts in an effort to regain market share, but their Japanese competitors still best them, says a prominent user of semiconductor memories, Hewlett-Packard Co. "It's my assessment that the Japanese semiconductor industry is ahead of the U. S. on MOS memory," states Richard W. Anderson, general manager of HP's Cupertino, Calif., Computer Systems division.

With much skepticism, the division began buying 16-K random-

access memories from Japan when the supply from U. S. vendors started to dwindle several years ago. As Anderson told a seminar in Washington, D. C., last spring [*Electronics*, April 10, p. 81], not only was the quality good, it was superior to that of U. S. RAMs.

Range. "It appeared we were finding failure rates from U. S. products five to six times as great as from the Japanese. We and others, since, have seen an improvement in American products," he now says. HP saw the improvement in functional and parametric tests performed after simulated life tests conducted from January through August on 16-K RAMs from five Japanese and four American vendors (see table).

"There is still a large offset in favor of the Japanese," Anderson says. "The best U. S. performance is still worse than the worst Japanese." Although U. S. performance is about twice as good as in his earlier report, he notes, "the Japanese still show about a 3:1 superiority."

HP has only begun to qualify 64-K RAMs, and the only supplier it has accepted so far is Japanese. "We believe there are three Japanese vendors and three Americans who will qualify," Anderson says.

Concern. The Japanese are now "a little ahead on the 64-K RAM. Worse, they are at least at parity on emitter-coupled gate-array logic. Since this is what high-performance computers are going to be built of, this should greatly concern not only U. S. semiconductor manufacturers but also U. S. computer manufacturers. It certainly concerns us."

At least one U. S. semiconductor maker vigorously rebuts Anderson's conclusions, citing present failure rates close to the best of the Japa-

nese. Arguing that the U. S. industry leads in productivity and quality, Charles E. Sporck, president of National Semiconductor Corp., told a Dataquest Inc. conference of semiconductor executives in Scottsdale, Ariz., late last month that the quality of American firms' parts "has been improving at an outstanding rate."

Push. Sporck says his Santa Clara, Calif., firm has improved its rejection rate in customers' tests from as high as 0.85% in fiscal 1979 to 0.1% by the end of fiscal 1980. For the current fiscal year, ending May 31, 1981, the goal is a reject rate of 0.05%. These figures are representative of U. S. semiconductor manufacturers, he believes.

Another major semiconductor producer, Advanced Micro Devices Inc., is aiming at a rejection rate of 0.1% for MOS read-only memories and RAMs, 0.2% for bipolar linear, logic, and interface chips, and 0.3% for large-scale integrated MOS logic and bipolar memory chips. These levels will be guaranteed to customers by April 1981, says W. J. Sanders III, president of the Sunnyvale, Calif., firm. AMD, in fact, has always manufactured all its chips to pass the performance tests in MIL STD 883.

-Bruce LeBoss

Software

C, UNIX system takes on all sizes of CPU

After 10 years of wide use within the Bell system and at universities, the UNIX operating system and its companion programming language, C, are spreading to many more processors, from Z80s to Amdahl 470 V/8s. Bolstering this trend, the new C/70 mid-range minicomputer is billed by its builder, BBN Computer Corp., Cambridge, Mass., as a software development system optimized for C.

The UNIX software was developed at Bell Laboratories, as was C, in which it was written, and C/70 uses an enhanced version of the operating

COMPARING 16 K RAM FAILURE RATES AFTER BURN IN

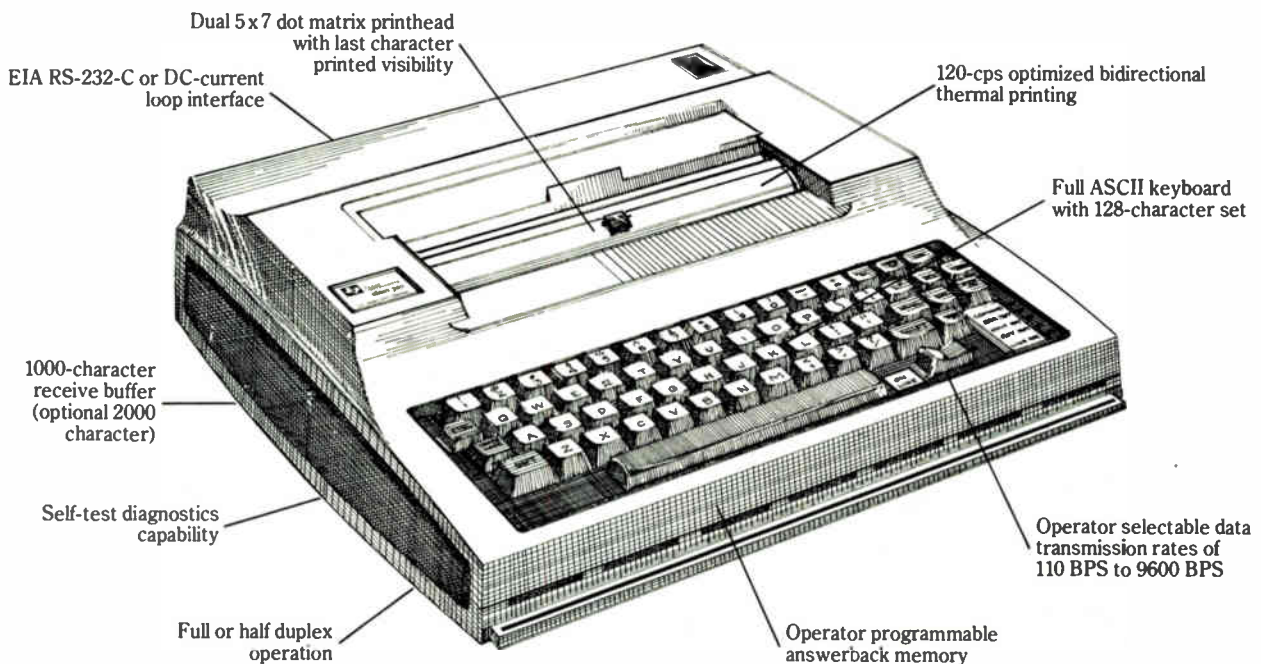
Japanese vendor	Failure rate	American vendor	Failure rate
Ja	0.05 %	Aa	0.60 %
Jb	0.10 %	Ab	0.50 %
Jc	0.12 %	Ac	1.20 %
Jd	0.35 %	Ad	0.70 %
Je	0.25 %		

SOURCE: HEWLETT-PACKARD CO

The Task Master.

783 KSR

Keyboard Send-Receive Data Terminal



Ideal for commercial applications, TI's *Silent 700** Model 783 KSR Data Terminal can master your workload with high-quality, efficient thermal printing. Offering a variety of user-oriented standard features and options, the virtually silent 783 KSR takes less work space while it maximizes printing throughput. That's why the versatile 783 KSR was designed to handle your most demanding

printing tasks.

TI is dedicated to producing quality, innovative products like the 783 KSR Data Terminal. TI's hundreds of thousands of data terminals shipped worldwide are backed by the technology and reliability that come from 50 years of experience, and are supported by our worldwide organization of factory-trained sales and service representatives.

For more information on the 783 KSR, contact the TI sales office nearest you or write Texas Instruments Incorporated, P.O. Box 1444, M/S 7784, Houston, Texas 77001, or phone (713) 937-2016. In Europe, write Texas Instruments Incorporated, M/S 74, B.P. 5, Villeneuve-Loubet, 06270, France.



*Trademark of Texas Instruments †Service Mark of Texas Instruments Copyright © 1980, Texas Instruments Incorporated

TEXAS INSTRUMENTS

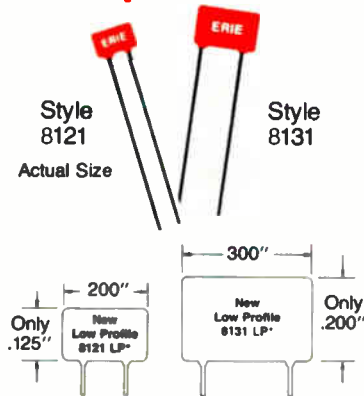
We put computing within everyone's reach.

Circle 47 on reader service card

Now available...
LOW PROFILE



MONOBLOC®
Ceramic Capacitors



ERIE
Low Profile Red Caps
are available in several
temperature
characteristics

- Temperature Compensating
- Stable
- General Purpose

Packaging height problems? Specify Erie's new Low Profile Red Cap line where board spacing requires packaging density... and get the industry's leading quality in Erie dipped Monobloc ceramic capacitors at the same time. Capacitance to 1.0 μ F... and voltage ratings 50 to 500 Vdc.



ERIE standard size Red Cap Monobloc and Weecon® (Plate) Ceramic Capacitors are available in a full range of sizes with capacitance values from 1 pF. through 10.0 μ F.

Write for our new Red Cap catalog
 SC8100-R1



ERIE TECHNOLOGICAL PRODUCTS, INC.
 State College, Pennsylvania 16801
 814-237-1431

Electronics review

Electronic mail goes independent

Electronic mail software that is independent of the user's central processing unit and therefore more cost-effective will emerge by early 1981 from the BBN Information Management Corp. To achieve this feat, the company is writing the package in Ratfor, for rational Fortran, which is a structured version of the high-level language. The absence of unstructured looping, as with GO TO statements, means that the program is easier to develop, read, and debug. To adapt the package to a particular CPU, the company translates Ratfor in a preprocessor into Fortran, which the user converts into the object code for his particular network.

The parent company, Bolt Beranek & Newman Inc., Cambridge, Mass., already offers electronic mail software, but each package must be written from the ground up for the particular application. BBN Information Management, also in Cambridge, has set up the software based on modules for ease of alteration as applications requirements and computer communications change. The modules handle communications, terminals, data-base management, electronic mail commands, and protocols separately. Like other electronic mail software, the package will act as a mailbox and a store-and-forward message system, and it will call up files for individual users and permit information exchange among terminals. "We intend to make this package available on most of the popular CPUs, as users requested," says John M. McQuillan, vice president of the subsidiary.

-Harvey J. Hindin

system licensed from Western Electric. The combination should aid programming because the high-level language runs nearly as efficiently as machine language.

In fact, the UNIX/C combination is both efficient and portable, whereas Pascal, the other burgeoning structured high-level language, is only portable, says Bill Plauger, president of Whitesmiths Ltd., New York, one of several firms that offer software based on the UNIX/C duo. He estimates there are more than 1,000 installations outside the Bell System now and says the number is growing rapidly.

Trio. Contributing to its growing popularity are all three parts of the typical software system: the UNIX kernel, which takes up only 25- to 100-K bytes of memory; the C programming language, which occupies a small memory space and has good structuring facilities and compact notation; and a complete set of development tools and utilities for running a multiuser system.

Allowing structured programming, C encourages designing software in small modules, typically one-page functions. Thus programs can be built up easily, and the army of programmers experienced with high-level languages find it easy to use.

Since the UNIX system and the language make extremely economical use of memory, they are naturals for minicomputer and microprocessor systems. Their modularity gives easy adaptation to different computers that is quickly realized with the development tools, so that the combination is highly portable.

Development tool. The C/70 also includes a network-control program compatible with Arpanet and Telenet, electronic mail facilities, and word-processing capabilities. Its builder is a recently established subsidiary of Bolt Beranek & Newman Inc., also in Cambridge, the developers of Arpanet and Telenet packet-switched data networks.

BBN Computer Corp. already offers processors that function as packet-switching controllers. Though the C/70 is in effect a general-purpose minicomputer, its builder is pushing it as a software development tool because it thinks the users of many other machines will seek such a system as their interest in the UNIX operating system rises.

The C/70 is a microprogrammable 20-bit computer with a 32-K-to-1-megabyte main memory, an instruction mapper, a memory management unit, both source and destination buses, and error-detection



**SEMICONDUCTOR
CIRCUITS**

"Can you give me a Switcher with no derating from -40°C to $+71^{\circ}\text{C}$?"



Yes we can!

Let the ambient temperature inside your system climb to $+71^{\circ}\text{C}$. Our SA Series of single output, off-line switchers will keep delivering full output power with extremely low noise characteristics. We've developed this switcher series to cure your derating problems, and we've designed in features for maximum operating efficiency. Overvoltage and overcurrent input/output circuitry protects your system. Soft-starting and remote shutdown ensure safety and control. Every unit in the SA Series operates at greater than 75% efficiency over a full 2:1 input-voltage span. And our units are designed with unique integral channels for greater design flexibility in any of four mounting planes.

Reliability. Efficiency. Choice. 5V, 12V, 24V, and 48Vdc are available in 60W and 125W versions. The 60W

series is unit priced at \$229.95 and the 125W at \$259.95.

Each switcher and each unit in our long line of modular, encapsulated power sources proudly carries the "No Derating" feature . . . because you need cool operation. We are Semiconductor Circuits. Call on us for problem solving. Look to us for innovation. See our product listings in EEM and Gold Book and ask for a free wall chart of our products.

Problem Solving Through Innovation



**SEMICONDUCTOR
CIRCUITS**

218 River Street
Haverhill, MA 01830
(617) 373-9104

© Semiconductor Circuits, Inc. 1980

Easy Data Acquisition and Control.

PROSYS I

Here's an intelligent data acquisition and control system that is so simple to use even a child could operate it. One of its secrets is its English-language software that allows users with little or no programming training to easily communicate with PROSYS I. Standard application program aids are readily available for a wide variety of uses.

Its flexibility makes the PROSYS I ideal for laboratory, industrial control, test and measurement applications. PROSYS I offers cost effective solutions that fill the gap between large, expensive CPU based systems and less powerful programmable controllers.

The basic system includes a CPU, memory, a dual-port serial interface, a double-density floppy-disk drive, and a CRT terminal. This comprehensive system can accommodate any of 38 ADAC I/O devices. The entire system is DEC-compatible which makes it even more flexible for future modification.


Simple to use software. Field-proven hardware. The capability to handle practically any I/O function. That's what makes PROSYS I a remarkable tool.

And PROSYS I sells for only \$14,000 plus optional I/O.



70 Tower Office Park • Woburn, MA 01801
617-935-6668

Circle 50 on reader service card





For programming. Executing the C language and UNIX operating system, BBN Computer's C/70 is a minicomputer billed as a software development system.

and -correction capabilities.

The machine implements many of the C instructions in microcode for fast, efficient processing. These instructions take up 5-K bytes of the 32-bit-wide micromemory, leaving 3-K bytes for the user.

Offerings. Right now BBN and Amdahl are the only computer companies offering complete UNIX hardware and software systems. Amdahl's package, to be available next year, will run on all its machines; in fact it will run on any computer that uses IBM 370 code, because its compiler produces 370 object code. Amdahl says its software development group wanted the package, and enough customers—including American Telephone & Telegraph Co. operating companies—asked for it to suggest there is a significant market.

Certainly the most common machine operating with the UNIX software is Digital Equipment Corp.'s PDP-11, because AT&T makes heavy use of this minicomputer. However, DEC does not yet offer it, although Whitesmiths has just introduced Idris, a UNIX-based operating system for the PDP-11. Whitesmiths also offers a package for Z80s.

Other UNIX-based offerings include the just-introduced Xenix operating system [*Electronics*, Oct. 23, p. 310] from Microsoft for 16-bit microprocessors. 3Com Corp., Menlo Park, Calif., licenses a communications package for systems with UNIX software. **-Tom Manuel**

Bad news for NMOS.

RCA cuts prices on CMOS Microboards, up to 47%.

More compelling reasons why you should consider CMOS Microboards for your next design. With our new low prices, CMOS doesn't cost any more than NMOS, and may even be less.

And consider the design advantages you get with CMOS, at no additional cost. Ultra-low power consumption. Low heat dissipation. High noise immunity. Portability. Advantages that add up to total savings.

Listed below are only a few of the 23 readily available Microboards. Compare these prices and you'll realize why it's time to switch to CMOS.

For complete information on our entire Microboard line, contact any RCA Solid State sales office or appointed distributor. Or contact RCA Solid State headquarters in Somerville, N.J. Brussels, Belgium. Hong Kong. Sao Paulo, Brazil. **Or call Microsystems Marketing toll-free (800) 526-3862.**

Microboard description	(U.S. only) Old price	(U.S. only) New price	% reduction
CDP18S601—Computer board	\$549	\$349	36%
CDP18S602—Computer	\$469	\$299	36%
CDP18S603—Computer	\$475	\$249	47%
CDP18S604—Computer	New	\$199	—
CDP18S622—8K RAM/Battery Back-Up	\$795	\$525	34%
CDP18S623—8K CMOS RAM	\$650	\$495	24%
CDP18S642—12-Bit D/A Conv.	\$430	\$295	31%
CDP18S660—Memory—I/O	\$450	\$325	28%

Another reason to switch to CMOS.

All electronic problems are



MS-180 FREON® TF Solvent – High purity, low surface tension and fast evaporation. For critical cleaning of electronic components.



MS-190 FREON TMC Solvent – Fast cleaning action removes all types of organic flux.

FREON is Du Pont's registered trademark for its fluorocarbon compounds.



MS-165 FREON TMS Solvent – Outstanding for removal of activated rosin flux, ionic soil and particulate matter.



MS-176 FREON TES Solvent – Offers long term compatibility with reactive metals and other solvent-sensitive materials.

cleaning not alike...



That's why we offer 15 different solutions



MS-160 FREON T-P 35 Solvent — Excellent for precision cleaning and water film displacement.



MS-185 FREON TA Solvent — Stronger solvent action for oil film removal and other tough cleaning applications.

We've developed and perfected 15 different precise solvent cleaners. Miller-Stephenson spray cleaners are specially designed to meet the toughest kind of cleaning problems you'll encounter on printed circuit boards or any other electronic application.

For years we've recognized industrial cleaning as a vital link in maintaining component and system reliability. That's why we take every possible precaution to make sure that every Miller-Stephenson product has the lowest residual contamination in the industry — some approaching 5-7 parts per million. The general industry range is 50-130 ppm.

We use only the highest grade manufacturer certified solvents and nonflammable propellants and we *double filter* our solvents and propellants, first with a 5 micron filter, then with a Millipore 0.2 absolute filter. The filtered product goes directly into seamless cans, eliminating any possibility of flux contamination from seamed cans. We have complete quality control, from tanker to customer.

Send for free Solvent Selection Guide...

To help you quickly and easily find the precise solvent cleaner for your particular application, we're offering a FREE booklet. Simply circle the Miller-Stephenson reader service form in this magazine — or write to us.

 **miller-stephenson
chemical co., inc.**

George Washington Highway, Danbury, CT 06810
Phone: (203) 743-4447

• LOS ANGELES • CHICAGO • TORONTO • DANBURY, CT.
WORLDWIDE DISTRIBUTION

DIGITAL/ANALOG ANALYSIS: THE TEST SYSTEM FOR THE 80's.

Introducing the new Paratronics PI540 Logic Analysis System.

The smarter your product becomes for the 80's, the harder it's going to be to test. Up to now you've been using state and timing analyzers to wrestle with synchronous and asynchronous digital problems. But there are still analog signals out there, and you still need a waveform recorder.

Now the Third Generation Paratronics has looked at testing in the 80's and developed the PI540 in order to combine state, timing and waveform recording functions into one compact piece of gear.

Our new Logic Analysis System gives you 32 state channels, 8 more channels for timing (or state), and one analog channel—the number and type of monitoring functions you'll need to develop and test today's bus-oriented products. But monitoring power alone is not enough: the great news is that we let you link any or all of these analysis resources to ferret out the cross-domain problems you'll be encountering.

For example, in the analysis of μ P-based processor controller, the PI540's

linked resources allow you to trace sequences beginning with an analog input, continuing with its conversion to digital, and ending with its ultimate effect on program flow.

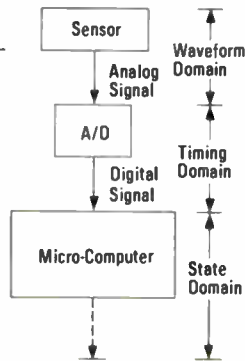
The Most Complete Analysis Tool Available

The PI540's standard features include variable threshold probes, 16 levels of nested triggering, signature analysis, cross-correlation processing, comparison memories, and hex, octal, binary, decimal, ASCII, timing and waveform display formats.

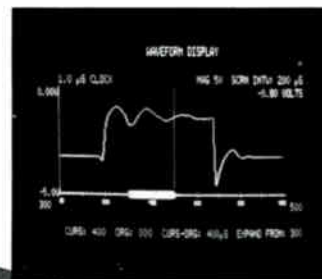
A Word About the System 5000 Mainframe

The PI540 utilizes Paratronics' new System 5000 mainframe which houses a large, 9-inch (23-cm) CRT; a protective folding keyboard with positive-action, domed keys; and a general-purpose microcomputing system. The individual analyzer functions unique to the PI540 reside in the System 5000's applications card cage. In this manner, the PI540 can be configured with the analysis resources you need now, and upgraded later.

If you're going to keep smart machines working smartly in the 80's, you'll want to know all about our PI540. For complete information or a demonstration by one of our local sales engineers, contact Paratronics, Inc., 2140 Bering Drive, San Jose, CA 95131; (800) 538-9713 (toll free) or (408) 263-2252 (California).



Typical Application



PARATRONICS INC.

For additional information circle 180
For a demonstration circle 203

U.S. base price under \$7,000

Washington newsletter

GTE may compete directly in new markets, FCC rules

General Telephone & Electronics Corp., the nation's second largest telephone company, will be exempt from the requirement imposed on the American Telephone & Telegraph Co. to offer deregulated data-processing equipment and services through a fully separated subsidiary, the Federal Communications Commission says. Also in its 4-to-2 vote at the end of October reaffirming most of its landmark April ruling in the Second Computer Inquiry [*Electronics*, April 24, p. 104], the FCC relaxed the requirement that AT&T separate by March 1982 the cost of all terminal equipment—an estimated \$10 billion—from the cost of service. The deadline will now apply only to new installations after that date. Meanwhile the FCC will begin a new inquiry by year-end on how to deregulate terminals already installed.

IBM, Sperry Univac win parallel awards for Navy's NECS

Two new Navy shipboard computer systems to begin 1984 production under the Naval Embedded Computer System (NECS) will feature throughputs up to 4.5 times greater than those of existing systems, according to parallel competitive development contracts awarded to International Business Machines Corp. and Sperry Univac. Under the three-year awards by the Naval Sea Systems Command, IBM's Federal Systems division got \$20.2 million and Univac Defense Systems \$15.8 million to develop the AN/UYK-43 large-scale shipboard computer. It will be able to directly address 4 billion words of memory with a throughput of 2.3 million instructions per second when using cache memory. The system will replace the AN/UYK-7 first produced by Sperry Univac in 1969. At the same time, IBM and Sperry Univac received parallel awards for \$12.1 million and \$10 million, respectively, in a separate set of three-year contracts to develop the AN/UYK-44. It is a micromilitarized reconfigurable processor for small-ship installations to replace the Univac AN/UYK-20. Three configurations of the new system will be developed.

Comsat General enters manufacturing for two markets

Comsat General Corp., the domestic-satellite subsidiary of Communications Satellite Corp., says it will design, develop, and manufacture equipment for two new markets—computer-aided design and computer-aided manufacturing (CAD and CAM) systems, and high-technology communications hardware. The Washington, D. C.-based company's CAD/CAM unit in Palo Alto, Calif., Comsat General Integrated Systems Inc., will initially develop an integrated design, manufacturing, and test system for microwave integrated circuits. The communications equipment operation, Comsat General Telesystems Inc., is in Maryfield, Va.

Makers of EFT systems to get first market index

Producers of equipment for electronic funds transfer (EFT) systems will get their "first systematic measurements of the growth and use" of their technology with the unveiling later this month of EMI—the Electronic Money Index—by the Electronic Money Council at its national financial conference in the capital. The council, an association of equipment manufacturers, data-processing firms, banks, and other financial institutions, says it has been developing the index for a year and will publish it quarterly. The first index to be put out on the first day of the Nov. 10–11 meeting at the Four Seasons Hotel will include data for the base year of 1979 and the first three quarters of 1980 based on reports from 140 selected financial institutions in 35 states and the District of Columbia.

Stimulating long-range growth

Are American government and industry at last beginning to work in concert to meet global competition in high technology? The answer may be yes if last month's meeting of the Computer and Business Equipment Manufacturers Association (CBEMA) is any example. For it was there that two men of vastly dissimilar backgrounds—one a captain of the computer industry, the other a senior Government regulator—expressed strikingly similar views on how the nation's industries can most effectively compete in the world's markets. The speakers addressing separate CBEMA sessions were NCR Corp. chairman William S. Anderson and the Federal Trade Commission's Albert A. Foer, an assistant director of the Bureau of Competition.

Both men agree, for example, that the "reindustrialization" of America is more a popular national buzzword than a workable short-term solution for the national economy. They also agree that industrial tax codes need revision to stimulate innovation. Moreover, both see a need for the country's corporate leaders to take a longer view of the future.

On the last point, Anderson addressed his CBEMA peers with remarkable candor. "In contrast with some of our international competitors," he observed, "we have frequently subordinated long-range planning to short-range expediency. We have too often been interested in where our companies will be next year than in where they could be 5 or 10 years from now. We have also devoted too much time and too many resources to shoring up eroding markets and too little time and too few resources to penetrating emerging new markets. We've preached about the need to keep the spirit of enterprise alive, but too often when it came time to put our chips on the board, we've been excessively cautious."

The FTC's Foer was no less straightforward than Anderson: "I see managerial failure as a major problem. We need to structure more of our companies to encourage risk, innovation, and long-term payout. Short-term concern for the bottom line is an attitudinal problem of national dimension. Investment in our future managers and innovators should be a high national priority. For example, a greater effort must be made to get state-of-the-art, high-technology equipment into our engineering schools. Reindustrialization must be viewed as a long-term process, intimately related to our educational base."

Anderson also addressed conventional attitudes toward reindustrialization: "One panacea, currently a popular one in some Government

circles, is based on the premise that the economy can be revitalized, and America's foreign trade interests advanced, by establishing a kind of economic supreme court. Presumably, such a group—comprising government, business, and labor representatives—will study the problems, weigh the alternatives, and then develop a master economic plan for the 1980s."

To suggest that such central economic planning—which the chairman points out has already failed in the United Kingdom and elsewhere—"could anticipate ever-changing market conditions or correctly determine which industries should or should not receive help flies in the face of all logic and experience."

Foer argues the same issue from the standpoint of a political realist. "What can we expect if Government picks winners and losers [among industries] on a national level? Suppose, in our mutual desire to promote American winners on the world market, the investment tax credit were denied to dogs and given to stars. A Government agency would have to define the dog industries. But who would willingly be classified as anything but a star? Can you imagine how the dogs would bark and how the Congress would bite! How the appeals would drag on! It couldn't possibly work."

Rx for progress

What both men made clear is that America's adoption of an economic model made in Japan—or worse, the UK—would be a catastrophic mistake. Rather than a crash program to turn the national economy around immediately, the nation needs rational revisions of tax laws that will stimulate innovation with credits for increased research and development, accelerate depreciation rates so they will be in step with technology's rapid advances, and encourage capital investment in high-risk technologies.

Finally, there is an urgent need for America's corporate leaders and their Government counterparts to learn to communicate without suspicion and distrust. "We seem to have lost the capacity for forthright talk, when that is the only kind of talk that will be understood," says NCR's Anderson. "How often have we seen the spectacle of business leaders who, appointed to high positions in Government, grow suddenly mute when the business viewpoint cries to be heard? How many of these industrial 'statesmen' have been willing to say, when the occasion demanded it, 'Mr. President, with all due respect to you and your office—you are wrong'?"

-Ray Connolly

When you need a custom circuit, make sure it's you pulling the strings.

Customer Owned Tooling — where you perform the circuit design yourself and take it to the semiconductor industry for production — gives you invaluable control for your product. Control on costs. Control on time. Because no one else but you is pulling the strings.

It makes sense to bring your design to Synertek. We're one of the top custom houses in the industry and can meet head-on your volume demands with our N-channel or CMOS Silicon Gate production lines. Efficiently. Economically. It takes outstanding engineering talent, all out service, attention to detail and the ultimate in reliability controls. It takes Synertek.

We can do it because our engineering staff works closely with you. To provide insight into design rules and process capabilities. To do all that we can to make your design work the

first time out. So you can meet your production schedule. On time.

The whole point is to save you money. And time. Customer Owned Tooling gives you minimum design cost and production timing yet maximizes your design security and controls.

To get ahead of the competition, take your circuit design to the company that made its mark in custom. Take it to Synertek. To control the design. To control the costs. With no one but you pulling the strings. Contact Custom Product Marketing direct at (408) 748-7105.

Synertek performs as a major MOS supplier of high volume parts with advanced technologies and techniques behind everything we make. ROMs. Static RAMs. Custom circuits. Single-chip Microcomputers. Systems. 6500 Microprocessors and Peripherals.



SYNERTEK

3001 Stender Way, P.O. Box 552,
Santa Clara, California 95052.
(408) 988-5600. TWX: 910-338-0135

Circle 57 on reader service card



NO-FAULT SUPERMUX


Intersil Fault Protection Policy

WITH NEW IH5108/5208 ANALOG MULTIPLEXER

1. SUPERMUX protects transducers: All channels open when multiplexer power supply turns off.

2. SUPERMUX protects system circuitry: Overvoltages will not pass from multiplexer input to output.

3. SUPERMUX protects itself: Multiplexer will not draw excessive current during overvoltage conditions.



INSURANCE: FROM INTERSIL.

Fault protection for MUX, transducer and following circuits.

Announcing SUPERMUX.™ The world's only truly fault-protected analog multiplexer — guarding both the input and output ends of the MUX. So when an input overvoltage or power supply failure hits, the MUX stays intact, the external components stay intact, and the devices behind the MUX stay intact.

SUPERMUX (IH5108/5208) is a family of monolithic CMOS eight-channel multiplexers with a special new switch structure. Should the MUX power supply go down, all channels turn OFF. Period. So your transducers can't talk to each other, and no MUX input currents can flow. Should an input exceed the power supply, no excessive input current is drawn, and the MUX output is clamped to 1.5V below supply value. Protecting op amps, A/Ds or other circuits that follow. And eliminating the possibility of cross-talk damage to "good" channels.

The bottom line is fail-safe fault protection for your system.

High accuracy in the bargain.

Up till now, multiplexers have tried to increase fault protection with techniques that raised ON resistance. And designers have tried to create their own fault insurance with large input resistors. Both sacrificed system accuracy. But SUPERMUX solves that prob-

lem. Because ON resistance is kept low. And leakage currents are kept low. So accuracy stays high.

Check these specs*:

Fault Condition: I_s (off) = 10nA

I_s (over-voltage) = 10nA.

Standard Operation: $R_{DS(ON)} = 1K\Omega$

$I_{D(ON)} = 0.2$ nA.

Industry standard pin-outs.

SUPERMUX comes in a 16-pin DIP that will drop right into existing MUX sockets. The IH5108 is a one-of-eight-channel, single-ended device. The IH5208 is a two-of-eight-channel, differential device. Both operate over the full MIL temperature range. Both are fully TTL and CMOS compatible for easy system upgrades.

Peace of mind.

Add it all up: Hassle-free system design. High accuracy. Plus the ultimate in fault protection.

When you consider the cost of a catastrophic system failure, you can't afford to be without SUPERMUX. So stop worrying. Now you've got no-fault insurance — from the Intersil innovators.

Intersil sales offices:

CALIFORNIA: Sunnyvale (408) 744-0618, Long Beach (213) 436-9261 • COLORADO: Aurora (303) 750-7004 • FLORIDA: Hollywood (305) 920-2442 • ILLINOIS: Hinsdale (312) 986-5303 • MASSACHUSETTS: Lexington (617) 861-6220 • MINNESOTA: Minneapolis (612) 925-1844 •

NEW JERSEY: Englewood Cliffs (201) 567-5585 • OHIO: Miamisburg (513) 866-7328 • TEXAS: Dallas (214) 369-6916 • CANADA: Brampton, Ontario (416) 457-1014

Intersil franchised distributors:

Advent (IN, IA) • Alliance • Anthem • Arrow • Bell Industries • Cardinal • CESCO • Component Specialties • Components Plus • Diplomat (FL, MD, NJ, UT) • Harvey (upstate NY) • Kierulff • LCOMP • Newark • Parrott • R.A.E. Ind. Elect. Ltd. • RESCO/Raleigh • Schweber • Summit • Western Microtechnology • Wyle • Zentronics

*All at 25°C max.

INTERSIL

ANALOG PRODUCTS —

ANALOG SWITCHES

10710 N. Tantau Avenue, Cupertino, CA 95014

Tel: (408) 996-5000 TWX: 910-338-0171

Dear Intersil:

Your new no-fault-insurance is just what I need!

_____ Rush me all the details on your IH5108/IH5208 SUPERMUX.

_____ Also include a Victor Hugo poster from your "famous quotations" ad series.


Name _____

Company _____

Address _____


City/State/Zip _____

Phone _____




E11680

Giant nuclear power station...



...or compact solar cell, the key to successful sales in Japan lies here:



Energy is one of the many growth fields of the Japanese economy today. And attracted by the market potential, foreign corporations engaged in this and other electronics-related fields are entering the Japanese market in increasing numbers.

But in a complex market like Japan's, success seldom occurs overnight. The market needs to be approached from a longer-term perspective.

It helps, also, to have the right connections. Which is where we can help.

Japan's leading vernacular electronics magazine, *Nikkei Electronics* is read by more than 43,000 key decision makers in

Japan's foremost electronics publication

Nikkei Electronics

NIKKEI-McGRAW-HILL, INC.
The Publisher of *Nikkei Electronics*
Wataru Makishima, Manager, Advertising,
Nikkei Annex Bldg. 2-1-2, Uchi-Kanda, Chiyoda-ku,
Tokyo, Japan. Telex: J26296 NKMCGRAW


leading Japanese corporations. It is published bi-weekly and is distributed on subscriber basis.

Nikkei Electronics. A powerful way to make your name known in Japan.

Subscriptions: 43,345 (July 9, 1980 issue)
Circulation 40,465 (Jan.-Dec. 1979)
Japan ABC
Regularly audited by the Japan ABC

For further information, write to:
H.T. Howland, Marketing Services Manager,
Electronics, McGraw-Hill Publications Co.,
1221 Avenue of the Americas, New York,
N.Y. 10020, U.S.A. Tel: (212) 997-6642

FUJITSU: READILY AVAILABLE




World famous for design and quality, these Fujitsu components are available now.

And through our national network of distribution. This means the most popular configurations are in stock and as near as your telephone. You'll find that Fujitsu com-

ponents not only have the reliability others can only hope to attain but that they are competitively priced as well. Just contact your local distributor. Should you need technical help, don't hesitate to call on Fujitsu direct.

You'll quickly see why Fujitsu has the products, quality and the service that is known around the world as the finest.



FUJITSU AMERICA, INC.

Component Sales Division
910 Sherwood Drive-23, Lake Bluff, IL 60044
(312) 295-2610, Telex: 206196, TWX 910-651-2259

AND CAPACITORS AND KEYBOARDS AND

The night has no secrets from these RCA camera tubes.

RCA SIT Tube.

Image photographed live from monitor with .001 foot candles illumination.



RCA ISIT Tube.

Image photographed live from monitor with .0001 foot candles illumination.



After dark, prowlers have an advantage. Fortunately, so do RCA low light level camera tubes.

From .001 foot candles.

Our silicon intensifier target tube (SIT) can see down to .001 foot candles, the equivalent of quarter-moon light. And there's little trade-off in performance. You still get high resolution, very high output sensitivity, with little "comet-tail" effect, and very low lag.

Plus, we've made improvements to reduce highlight blooming. So that small intense light sources have minimal effect on the picture.

Down to .0001 foot candles.

Need to keep watch in near total darkness? Then choose our intensifier silicon intensifier target tube.

The ISIT produces usable pictures down to .0001 foot candles, and even lower.

About what you get from the stars on a clear moonless night.

ISIT offers the same low lag, minimal "comet-tailing," and low bloom performance as the SIT.

Plus 40 times as much sensitivity.

For complete technical data on RCA low light camera tubes, contact RCA Electro Optics and Devices, New Holland Avenue, Lancaster, PA 17604. Phone: (717) 397-7661. Or contact RCA, Buenos Aires, Argentina. Brussels, Belgium. Sao Paulo, Brazil. Sunbury-on-Thames, Middlesex, England. Paris, France. Stuttgart, West Germany. Mexico 16 D.F., Mexico.

RCA

Electron-beam imager rivals both optical and X-ray systems

Philips Research Laboratories in Redhill, Surrey, England, has scaled up its electron image projector [*Electronics*, Nov. 9, 1978, p. 63] to process 4-in. instead of 2-in. wafers with a resolution of $0.25\ \mu\text{m}$ and a throughput of 25 wafers per hour. This rate could be increased to 60 per hour in a carousel-loading production version, which would therefore afford significantly lower manufacturing costs than the best optical systems. Moreover, the imager rivals X-ray systems for submicrometer lithography, since, unlike the usual electron-beam approach, it uses a 4-in.-diameter flood electron beam to expose an entire wafer in 30 seconds. The new projector incorporates both an automatic X-ray alignment system that positions masks to within $0.1\ \mu\text{m}$ and an electrostatic chuck that flattens bowed wafers. **A decision on whether to market the system is likely within 12 months.** Significantly, Philips and Electron Beam Microfabrication Corp. of San Diego, Calif., at one time the approach's sole backers, have been joined by Japan's Toshiba Corp. and others in developing such imagers.

USSR models net that switches both packets and circuits

Data-communications networks, because of the great variety of terminals and user needs, should be capable of handling both circuit switching and packet switching, according to Stanislav I. Samoylenko, deputy chairman of the Council for Cybernetics of the USSR Academy of Sciences. Speaking at the International Conference on Computer Communications in Atlanta, Ga., last week, Samoylenko described an adaptive switching system, currently at the experimental stage, that under computer control dynamically reassigns channel capacity as needed from circuits to packets and vice versa and also **automatically fills idle periods in intermittent circuit transmissions with packets.** The new method complies with X.25 and other standard protocols.

Intermetall chip processes digital signals in real time

Intermetall GmbH, the lead house of the ITT Semiconductors Group, is currently developing what it claims is the first digital signal processor chip to come from a Europe-based company. Releasing preliminary details on its MAA 1000 at the Nov. 6-12 Electronica components show in Munich, the Freiburg, West Germany-based company says the device features very fast multiplier hardware that allows complex real-time signal processing. **The basic arithmetic operation, the multiplier and accumulator function, is executed in 250 ns.** The clock frequency checks in at 20 MHz. Using $3\text{-}\mu\text{m}$ MOS technology, the chip is about $30\ \text{mm}^2$ ($46,500\ \text{mil}^2$) in area and has an internal word length of 24 bits. The device is programmable for linear, nonlinear, and logic operations. Changes in the stored program can be made via an asynchronous serial interface—a feature that Intermetall says facilitates the design of adaptive systems.

Britain's Ptarmigan is production-bound

Under a mammoth modernization program involving the largest military communications contract ever placed in Britain, the British Rhine Army is to be equipped with a new all-digital battlefield trunk communication system called Ptarmigan [*Electronics*, Aug. 19, 1976, p. 73]. Equivalent systems are under development in France and West Germany and should be able to work together, but **an initial-phase four-year contract worth \$357 million** makes Ptarmigan one of the first to enter production.

West German post office to link videotext systems

The usual interactive videotext services have access only to their own data bases, but in the view of West Germany's Deutsche Bundespost, access to external data bases also is essential if such services are to be cost-effective, says Jens Otto, in charge of data- and text-communication terminals for the post office. In recent tests in West Germany, in which **computers controlling different data bases communicated successfully with one another**, "the user gained access to data bases of private organizations such as mail-order houses, publishers, banks, and insurance companies," Otto told the International Conference on Computer Communications in Atlanta, Ga., last week. He says a fully operational system can be expected by 1982 with dozens, if not hundreds, of organizations belonging.

British Telecom makes first move to electronic mail


In a first move toward electronic mail, British Telecom, part of the British Post Office, has placed a \$48,000 contract with computer and communications consultants Logica Ltd., London, to define a specification for an interface device code-named Albert. **Albert's job would be to enable many different kinds of text-handling machines**, such as a Telex, facsimile, word processor, cathode-ray-tube display, teletypewriter, or Prestel set, to communicate with each other directly or over telephone, Telex, or packet-switched networks. If the nine-month study is successful, contracts to industry will follow for prototype devices to be used in a small market trial. A final production version would be highly modular and also likely adopt a multimicroprocessor configuration.

Japan likely to accept more data lines from abroad

Japan's international telecommunications monopoly—Kokusai Denshin Denwa Co.—has announced it will apply next month for postal ministry approval to ease its regulations on international data-transmission lines. The new policy, deemed certain of approval, is good news for such U. S. data-service companies as Control Data Corp., which have been allowed to link only one U. S. computer center to data-transmission lines entering Japan. The ability to link whole networks of computers to such lines will **vastly expand the number of services that U. S. firms will be able to offer Japanese customers.**

Addenda

Thomson-CSF will get **roughly one third of the \$3.25 billion military naval contract signed in mid-October between Saudi Arabia and the French Ministry of Defense.** The Paris-based electronics group is to supply a wide variety of radar, navigation, fire-control, and missile systems for the four frigates ordered by the Saudis. . . . Munich-based Siemens AG is **expanding its tube factory in West Berlin with a new 60,000-ft² building at a cost of about \$8 million.** The West Berlin facility produces, in addition to voltage-surge protectors, some 15,000 transmitting tubes and 10,000 vacuum switching tubes a year. The new building is to add production capacity for such devices. . . . In a one-year technology transfer agreement with France's Centre National d'Etudes des Télécommunications, Eurotechnique SA, a new joint venture of National Semiconductor Corp., Santa Clara, Calif., and the Saint-Gobain-Pont-à-Mousson industrial group, **will be training French government engineers in n-MOS technology.**



ONLY ONE OF THE LEADING TEST EQUIPMENT MANUFACTURERS HAS THE TOTAL SOLUTION TO THE ATE PUZZLE.

Until now, buying automatic test equipment was a puzzle. You had to work with whatever pieces were available. But who has time for hit-or-miss problem solving? And who has unlimited resources?

ComputerAutomation's 4000 Series of CAPABLE testers is a totally integrated, interlocking solution to the ATE puzzle. Truly modular in design, a CAPABLE tester meets your need now. And later CAPABLE makes test equipment affordable today so that you can relax, knowing you won't have to buy a whole new tester every time your product changes.

For example, a basic system can be reconfigured to include higher pin capacities and new logic families. Hybrid boards? Add the analog option. Memory

Pattern Generation (MPG) with easily programmed, hardware algorithms is available as an add-on for highly repetitive functions like memory testing.

All configurations allow you to add emulation, the most powerful technique for speeding up manual program generation using ComputerAutomation's Integrated Circuit Description Language (ICDL). Want to eliminate manual program generation entirely? Try Automatic Test Generation (ATG-II) with its automatic fault analysis.

And the CAPABLE Real-Time is the best piece of all to complete the puzzle

for all those devices you can't touch with a static tester: microprocessors and their interface chips, dynamic/static memories, UART's, shift registers — all types of LSI and VLSI devices.

No other ATE company is pushing technology for your productivity and flexibility like ComputerAutomation. But then, ComputerAutomation is the only ATE company that's CAPABLE of solving the ATE puzzle.

Contact ComputerAutomation, Industrial Products Division, 2181 Dupont Drive, Irvine, California 92713, (714) 833-8830 Ext. 522.



ComputerAutomation Industrial Products Division
For productivity...today and tomorrow.


U.S. regional offices in Santa Clara, CA (408) 727-6600, Bensenville, IL (312) 860-1830, Bloomfield, NJ (201) 338-8870. District Offices in Newport Beach, CA; Boston, MA; Raleigh, NC; Dayton, OH; Dallas, TX. In Europe: CAI Ltd., Rickmansworth, Herts., England 011-44-9237-71211. Offices in Frankfurt, Germany and Rue Fourny, France.

ComputerAutomation and CAPABLE are trademarks of ComputerAutomation, Inc.

Circle 65 on reader service card

FAIRCHILD

A Schlumberger Company



We just reduced your bus

Introducing the fastest single-chip IEEE-488 bus in the business.

Fairchild's 96LS488 is the first and only General Purpose Interface Bus that performs all the functions of Talker, Listener and Talker/Listener on a single low-power Schottky chip. And it's microprocessor-independent.

No one can touch the 96LS488 for speed, either. It operates at the full bus specifications of 1 MHz data rate—four times faster than its closest competition.

It drives the bus directly.

The 96LS488 contains all the termination resistors and 48 mA drivers for the management, bus handshake and parallel Poll required for the bus. It implements

all IEEE-488 functions internally and features simple system handshake for ease of interface.

A bus load of features.

The 96LS488 requires only a single 5V power supply. It has:

Separate Talk and Listen address capability.

Secondary address capability.

Talk only and Listen only capability.

Source handshake delay programmable for low or high-speed data drivers.

Serial Poll and parallel Poll capability.

A device Trigger and Device Clear outputs.

The capability to implement Remote/Local function.

And all bus I/O signals comply with IEEE-488 input threshold, termination and output specs.

We'll route you an evaluation kit today.

The 96LS488E is

available to you now. You can begin to design with it immediately by contacting your local Fairchild Semiconductor distributor for an evaluation kit. This kit includes:

Two 96LS488E's.

A complete data sheet describing the functions and parameters of the 96LS488.

An application guide showing information on hookup with various microprocessor-based systems.

The names of our 96LS488 applications specialists you can call to answer any additional questions.

There's no longer any need to spend extra time designing an interface logic. Our bus gets you there much faster. And much easier, too.

For more information call or write 96LS488 Bus at Fairchild Semiconductor Products Group, P.O. Box 880A, Mountain View, California 94042. Tel: (415) 962-3716. TWX: 910-379-6435.

Fairchild Camera and Instrument Corporation

interfacing problems.



RAPID START IN HIGH-SPEED G3 FACSIMILES

NEC is supplying domestic and overseas customers with high-speed facsimile equipment that meets newly established international standards (G3).

The first overseas user of NEC's G3 equipment is a major broadcasting network in the United States. The equipment has been specially design-

ed for the American market and is sold under the brand name NEFAX 180.

In Japan and other countries, NEC's G3 facsimiles are called NEFAX-6200. The first domestic units were delivered to a Tokyo whisky distilling company in February 1980.

High-speed facsimile equipment has a great potential for intra-country or

international communications because it offers higher efficiency than medium or low-speed products. However, incompatibility between the models of different manufacturers was a problem until the CCITT set international standards last November.

Since the G3 standard was adopted, manufacturers have been racing to market equipment that meets it. By taking the lead in this race, NEC has proved that its facsimile equipment is one crucial step ahead in a highly competitive market.

Circle 39 on reader service card

ADVANCED RADAR
SYSTEM FOR
SINGAPORE

Singapore's new Changi Airport is putting safety first with an advanced approach control radar (ACR) system to control taking-off and landing. The NEC system consists of primary surveillance radar (PSR) with a range of 64 nautical miles, and secondary surveillance radar (SSR) with a coverage of 128 nautical miles. The system can display aircraft at altitudes up to 40,000 feet.

The new ACR system features special bright displays with digital scan-converters to reduce eyestrain for air controllers. Conventional displays are operated in a darkened room. NEC display screens can be easily observed even in a bright room because they are ten times brighter than conventional equipment.

Another significant feature of the system is its ability to track and display aircraft positions using alpha-numeric symbols on a large (40 cm) flat display screen. Better tracking and less eyestrain add up to an extra margin of airport safety.

The ACR system is integrated with the airport's long range radar and display system to improve the flexibility and efficiency of air traffic control.



Circle 40 on reader service card

MNC-80A PORTABLE CAMERA
FOR ACTION TV.

TV audiences are demanding more dynamic and varied programs. This, in turn, creates a need for versatile, high-performance cameras that can be used with equal ease in the studio or out on location. NEC has been responding to this need with a growing line-up of advanced television cameras.

The latest offering is the MNC-80A series fully self-contained portable color camera. Light enough for hand-held operation, it is engineered for maximum stability and reliability both in the studio or out

in the open air.

The MNC-80A weighs only 4.5 kg and measures 260mm (h) x 100mm (w) x 293 mm (d).

Yet it produces pictures of astounding clarity, and because its circuitry is based on extensive use of LSIs, the MNC-80A consumes significantly less power than comparable cameras. In fact,

it runs on a mere 24 watts.

The MNC-80A series comes with a wide range of accessories; models are available for NTSC, PAL, PAL-M and SECAM standards. Circle 69 on reader service card



INDIA SWITCHES TO
SPC PHONE SYSTEM

In a determined move to improve both domestic and international telephone services, India is introducing its first electronic switching systems.

NEC will manufacture and supply four ND 10 toll switching systems for the Posts and Telegraphs Department. In addition, NEC will supply three NXE 20 international switching systems to the Overseas Communications Service. Both ND 10 and NXE 20 are space-division, fully-stored-program controlled electronic switching systems.

Circle 41 on reader service card

The four ND 10 systems will be installed in New Delhi, Bombay, Calcutta and Madras. They will open a total of 15,000 circuits. The ND 10 is capable of accommodating up to 160,000 local or 64,000 trunk lines.

The three NXE 20 systems will be installed in Bombay, New Delhi and Madras. Accommodating a total of 925 international circuits, they will improve telephone services and traffic to and from India. The NXE 20 system has the capacity to handle up to 4,000 terminals.

NEC

Nippon Electric Co., Ltd.
PO Box 1, Takanawa, Tokyo, Japan

The super intelligent S6809 is the most powerful 8-bit processor this side of the Milky Way.

A perfect clone of the MC6809, its cosmic design lets you get up to 10 times more from your system. Without spending 16-bit money or redesigning your programs.

And with AMI's Starlord, you have a secret weapon against rising soft-


ware costs. Because it's armed with dazzling cerebral powers that make microprocessor programming easier and more cost-effective than ever before.

The S6809 is the first 8-bit MPU with advanced instruction set capabilities, which until now you could find only in the most sophisticated 16- and 32-bit processors. Including

multiple addressing mode, memory efficient position independent code and multiple hardware stacks. These features let you design your programs using streamlined modular techniques. And test and debug them at nearly the speed of light.

What's more, with software from AMI, you can do your programming on all of the most popular develop-

Introducing AMI's Starlord: the



ment systems. And you'll be able to count on the support of AMI's own Phoenix 1™ development station.

The Starlord also has stellar hardware enhancements. Like 3 priority interrupts, 2 stack pointers and 2 index registers. All of which make it an all-star performer in any processing environment — and especially those with frequent interrupts.

To put the Starlord in command of your system, call your nearest AMI distributor. Or contact us at AMI 56800 Marketing, 3800 Homestead Road, Santa Clara, CA 95051. Phone (408) 246-0330.

all-powerful S6809.



The AMI S6800's all-star cast.

MPUs

S6800	1.0 MHz MPU
S68A00	1.5 MHz MPU
S68B00	2.0 MHz MPU
S68H00	2.5 MHz MPU
S6801*	Single Chip MCU with Clock
S6801E*	Single Chip MCU with External Clock
S6802	MPU with on-board Clock and RAM
S6803*	Single Chip MCU without RAM and/or ROM
S6805	Low Cost Single Chip MCU
S6808	MPU with on-board Clock
S6809	Enhanced MPU/on-board Clock
S6809E*	Enhanced MPU/External Clock Input

PERIPHERALS

S1602/S8868	UART
S2350	USRT
S6821	} Peripheral Interface Adapter (PIA)
S68A21	
S68B21	
S68H21	
S6840	} High Speed PIA
S68A40	
S68B40	
S68045	
S68047	} Programmable Timer Module (PTM)
S68488	
S6850	
S68A50	} CRT Controller
S68B50	
S6852	} Video Display Generator (VDG)
S68A52	
S68B52	
S6854	
S68A54	} IEEE 488 Bus Adapter
S68B54	
S6894	
S6894	ACIA
S6852	} Synchronous Serial Data Adapter
S68A52	
S68B52	
S6854	
S68A54	} Advanced Data Link Controller
S68B54	
S6894	
S6894	Data Encryption Unit

MEMORIES

S6810	} 128 x 8 Static RAM
S68A10	
S68B10	
S6831	16K Static ROM
S68332	32K Static ROM
S6834	4K EPROM
S68364*	64K Static ROM
S6846	16K ROM with on-board I/O and Timer

*Consult factory for availability

AMI
AMERICAN MICROSYSTEMS, INC.

Contact us and we'll send you an out-of-the-world poster of our entire S6800 family

The quiet performer.

The New Gould 2200S. Our new 2200S oscillographic recorder with incremental chart drive performs so quietly you'll barely know it's running. Plus, you get unmatched versatility from the following innovative features:

- **Quiet drive, smooth trace**—A microprocessor-controlled stepper motor greatly reduces noise by eliminating mechanical transmission used in most recorders. Increments of 0.0125 mm/step create smooth, accurate traces.
- **Versatile chart speed control**—Twelve standard chart speeds from 0.05 mm/s to 200 mm/s are selected by front panel pushbuttons or by TTL remote control. Plus, there is a continuously variable front panel speed control.
- **Added recording dimension**—Since chart speed is controllable by an external pulse input, the 2200S can display a signal as a function of any variable that can be transformed into a pulse train. Thus, the 2200S can function as a Y-Xt recorder.
- **Use it anywhere in the world**—The Gould 2200S operates on line voltages of 100, 115, 200, or 230 Vac from 50 Hz to 400 Hz.

- **Synch output**—Recorders can be slaved together by synchronizing chart speeds using this TTL pulse output.

- **High accuracy**—Crystal-controlled clock provides a chart speed accurate to $\pm 0.25\%$.

- **One or two channels**—One 100mm or two 50mm channel models are available with exceptional frequency response up to 125 Hz. 99.65% linearity full scale, square wave recording with less than 1% overshoot and rectilinear trace representation. Exclusive pressurized ink or fine-line thermal writing is available.

- **Application flexibility**—The 2200S accepts the Gould 4600 Series of plug-in amplifiers for a broad range of industrial, scientific and biophysical measurement applications.

For more information, contact Gould Inc., Instruments Division, 3631 Perkins Ave., Cleveland, Ohio 44114.

In Europe, contact Gould Instruments S.A.F., 57 rue St. Sauveur, 91160 Ballainvilliers, France.

For brochure call toll-free: 800-331-1000 (in Oklahoma, call collect: 918-664-8300).

Circle 72 on reader service card



 **GOULD**
An Electrical/Electronics Company

Single-channel repeater cancels out problems

by Kevin Smith, London bureau manager

British company reveals the circuit techniques that prevent outgoing signals from swamping incoming ones

Hilly terrain can play havoc with mobile communications systems, blotting out voice communication when near line-of-sight contact is lost. But two years ago Plessey Avionics and Communications Ltd. came up with a solution called Groundsat, a small portable repeater that could be perched atop high ground and used to keep base station and front line groups in direct communication with each other on a single operational frequency [*Electronics*, Oct. 12, 1978, p. 70]. Other such operator-manned repeaters need at least two channels and careful operational planning.

Groundsat's simplicity both impressed and puzzled observers, who wondered how transmitter and receiver could be operated in such close proximity on the same frequency without the rebroadcast signal swamping the incoming one. But last week, at a meeting of the Institution of Electrical Engineers attended mainly by competitors, Chris Richardson of Plessey Electronic Systems Research Laboratory, Roke Manor, Romsey, Hants., gave a first description of the techniques employed and wrote another chapter in the communications text books.

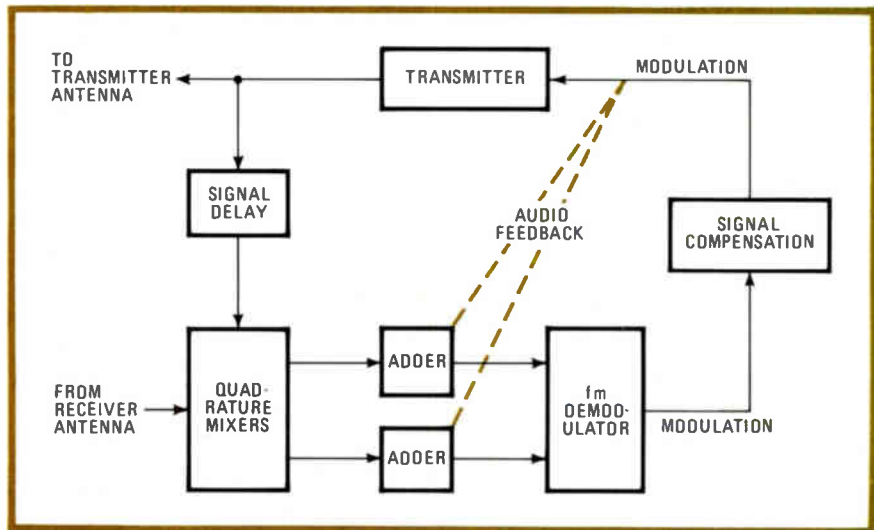
The secret. Groundsat, he explained, was designed to receive a weak signal, amplify it by at least 100 decibels, and retransmit it simultaneously on the same channel.

It is also designed to operate anywhere in the military tactical band of 30 to 76 megahertz without special setup procedures and to work with standard equipment—for instance, it uses conventional omnidirectional whip antennas that need be separated by only 20 meters.

Several techniques have been tried to cancel a swamping rebroadcast signal but with limited success. Groundsat, says Richardson, wins out by employing a direct-conversion receiver—a well-known though little used technique. In such a receiver the local oscillator operates at nominally the same frequency as the distant transmitter, so by beating the incoming signal with the local oscillator signal, a difference frequency representing the wanted modulation is formed directly before final detection. In a superheterodyne receiver, in contrast, an intermediate frequency is formed first.

Richardson realized that by operating the local detector oscillator at the same frequency as the rebroadcast transmitter, a single device could be made to serve both functions, thereby eliminating at a stroke many of the problems of achieving a perfect rebroadcast cancellation.

The difference. In Groundsat the modulated output from the local oscillator is fed both to the rebroadcast antenna and to the incoming detector mixer via a delay line element. The receiver antenna picks up a rebroadcast signal and applies it to the other side of the mixer simultaneously with the internally applied oscillator signal. Since the mixer generates only the difference frequency between these two signals, its net output from them is a slowly varying dc level, and the dc element is effectively blocked by ac coupling into the first amplifier stage. The low-level incoming signal, however,



Coming and going. Repeater feeds high-level rebroadcast signal to receiver for removal from latter's input. From the low-level frequency left, the system derives an audio signal.

is demodulated conventionally.

To compensate for transmission delays in the transmitter and receiver antenna feeds, an equivalent 2-meter length of coaxial cable is inserted between the Groundsat oscillator and mixer stage. The rebroadcast signal traveling in a direct path from transmitter to receiver antennas is effectively canceled, but distant reflections cannot be entirely compensated for. The unwanted residual signal is almost phase-coherent with the modulation waveform and therefore can largely be removed by combining a small proportion of the modulated signal 180° out of phase with the unwanted signal at the mixer output.

Real life. Though the cancellation technique is simple in concept, additional engineering refinements have to be built into a practical system. Since the polarity of the instantaneous frequency deviation from nominal is lost in a single mixer, for

example, a quadrature two-path receiver is employed. This detects whether the instantaneous received signal frequency is above or below the oscillator frequency as a 180° phase change of one quadrature signal relative to the other.

The demodulator, too, poses novel problems, since its output is unrecognizable as speech, being a constant-amplitude audio signal whose frequency varies as the amplitude of the modulation voltage at the distant transmitter. Richardson recovers the original audio signal by a processing technique in which the quadrature components I and Q are differentiated and cross-multiplied to yield $(I dQ/dt - Q dI/dt)$, which result is divided by $(I^2 + Q^2)$.

Lastly, the rebroadcast loop has to be stabilized. In the final system, however, duplex rebroadcast operation was achieved on a single frequency with a dynamic range of at least 130 dB.

an input or output port during one cycle. In contrast, the 256-K RAMs from Nippon Electric Co. and National Telegraph and Telephone Public Corp.'s Musashino Laboratory appear much more like multiples of 64-K RAMs and do not offer the throughput-enhancing features.

According to Hans J. Penzel of Siemens' Data Systems group, who described the part at the First International Conference on Circuits and Computers held last month in Portchester, N. Y., his company feels that the flexibility added to the RAM by the mode register will be necessary at the 256-K density level for low cost per bit. That could well be the case, for although 16-K RAMs borrowed heavily from 4-K chips, MOS producers are finding that circuit design and processing improvements are needed to go from 16- to 64-K RAMs. Likewise, quarter-megabit chips will demand another set of inventive new design techniques.

Mode. The 256-K RAM's mode register will consist of from 100 to 400 static RAM cells, arranged in an array of 9-bit words, with the ninth bit for parity. It must be accessed through a special select pin, but addresses and data intended for the register could use existing interface lines. The register plus the other throughput-enhancing features and the redundancy should use up only 3% of the total die area, according to its designer.

Although in most redundancy schemes the manufacturer hardwires in good circuit elements for defective areas, Siemens hopes to let the user

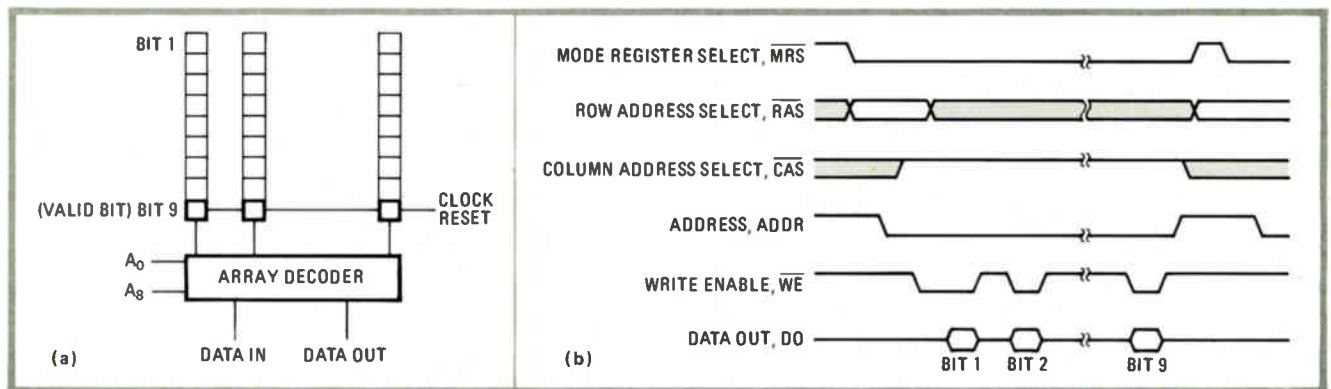
West Germany

Latest 64-K dynamic RAM outdoes its two predecessors in flexibility

Munich's Siemens AG has become the third semiconductor manufacturer in the world to describe a quarter-megabit dynamic MOS random-access memory. But a unique mode register that raises both its yield and its throughput sets the West German device apart from its two 256-K dynamic RAM predecessors from

Japan and also from all 64-K devices.

The mode register allows the user, and not just the manufacturer, to replace bad memory bits with good ones from a redundant group of 5,120 cells. It can improve throughput by such options as allowing a serial stream of data to pass through



Mode register. Key to the user's ability to enhance throughput and yield of Siemens' 256-K RAM is this mode register (a), consisting of nine cells for address, code, and parity information. A mode-register select line triggers it for reading (b) and writing.

THE SUN NEVER SETS ON HYSOL.

 TOKYO

 PITTSBURG, CA

ONTARIO 

SEABROOK, NH 

OLEAN, NY 

TOMS RIVER, NJ 

 LONDON

PARIS 

MUNICH 

 ANDERSON, IN

 INDUSTRY, CA

 MEXICO CITY

If you haven't tried Hysol epoxies yet, you're probably wondering how Hysol got to be the largest specialty epoxy company in the world.

Do we have to draw you a map?

Sure, we maintain one of the largest R&D efforts in the specialty chemicals field.

And sure, we make state-of-the-art epoxy encapsulants and adhesives for just

about every application around. Semiconductors. Aerospace. Electronic. Telecommunications. Industrial. You name it, we make it.

But there's one more important thing to remember about Hysol epoxies, and you won't find it on any spec sheet.

Hysol epoxies and epoxy products are manufactured at *eight* production facilities. In *five* countries. On *three* continents.

Supported by additional

customer service offices in *four* more cities. In *three* countries. On *two* continents.

So when you need an epoxy resource you can rely on for performance, service *and* delivery, you can be sure you've come to the right place when you come to Hysol.

Any place in the world.

 **HYSOL DIVISION**
THE DEXTER CORPORATION

15051 East Don Julian Road,
Industry, CA 91749.
Telephone (213) 968-6511.



do the substituting in its RAM via the mode register. Quality and reliability would then be in users' hands.

To ease mapping of good and bad areas, the company plans to partition the device into eight 32-K sectors, each with redundant bits. With such an architecture, if a sector could not be repaired, it could simply be dropped. Indeed, one of the options will be a 64-K RAM look-alike, obtained by choosing two sectors.

Throughput. The mode register will also command the throughput-enhancing options. For example, the number of bits to be read or written during a data-streaming operation—2, 4, or 8—would be loaded into the mode register as control information.

Then the data, synchronized with column-address strobe pulses, would be accepted by a data-in pin or emerge from a data-out pin with an effective cycle time of from 40 to 80

nanoseconds. An on-chip shift register will perform all serial-to-parallel conversions.

An 18-pin dual in-line package will house the part, with 16 pins having industry-standard assignments, 1 pin acting as the mode-register select, and the last pin left unconnected for address expansion to the 1-megabit level. Alternatively, the chip could be put into a 16-pin DIP if the user did not care to have the special options.

Siemens also plans to offer a pin-swapping mode on its 256-K memory. In this configuration, address lines will be expanded into bidirectional interface pins, allowing 8-bit data transfers, 1 bit to or from each of the eight sectors. One big drawback with this mode, admits Siemens, is elevated power dissipation resulting from the concurrent activation of all the sectors. —John G. Posa

akusho Ltd., expects to be able to ship 30 of the new systems during the 12-month period starting in November. And to make sure that its potential customers are aware of the system, Tokuta will feature it at Semicon in Tokyo in November, at Semicon West in May, and at Semicon East in September. In the U. S., in-house reactive-ion etching systems have been in use for the past two years both at International Business Machines Corp. and at Bell Laboratories.

In Toshiba's system, the wafers are processed in a cavity between two parallel plates 30 to 80 millimeters apart. High-frequency energy at 13.56 megahertz turns the gas into a plasma. Because the side of the cavity on which the wafers are mounted is smaller than the opposite side, geometrical effects cause it to develop a self-bias that makes it several hundred volts negative. Positively charged ions in the plasma are therefore accelerated onto the wafers and react at the point they strike, thus eliminating undercutting.

For highest throughput the system has separate evacuated loading and unloading chambers into which cassettes holding up to 25 wafers can be loaded. During processing the wafers are mounted on a turntable, a section of which actually forms the smaller side of the gas-filled cavity, and this arrangement helps maintain the advertised etching uniformity of 5%—on each wafer, between all the wafers in a batch, and among the different batches.

Efficient. The system can handle up to six 3- or 4-inch wafers or five 5-inch wafers simultaneously, with five etching cycles for an entire lot. Typically it will take 40 minutes for

Japan

Reactive-ion etching goes commercial, promising to boost LSI and VLSI yields

Semiconductor manufacturers on both sides of the Pacific will soon be able to share the benefits of a reactive-ion etching system designed for mass production of both large- and very large-scale integrated circuits. Toshiba Corp. is now using prototype models on its production lines of high-density 64-K n-channel MOS dynamic random-access memories and 16-K static RAMs fabricated using both n-channel and complementary-MOS technology. The yield is said to be as much as double that of conventional dry etching. Toshiba is also using the same systems in its effort to develop a still denser, 256-K dynamic RAM.

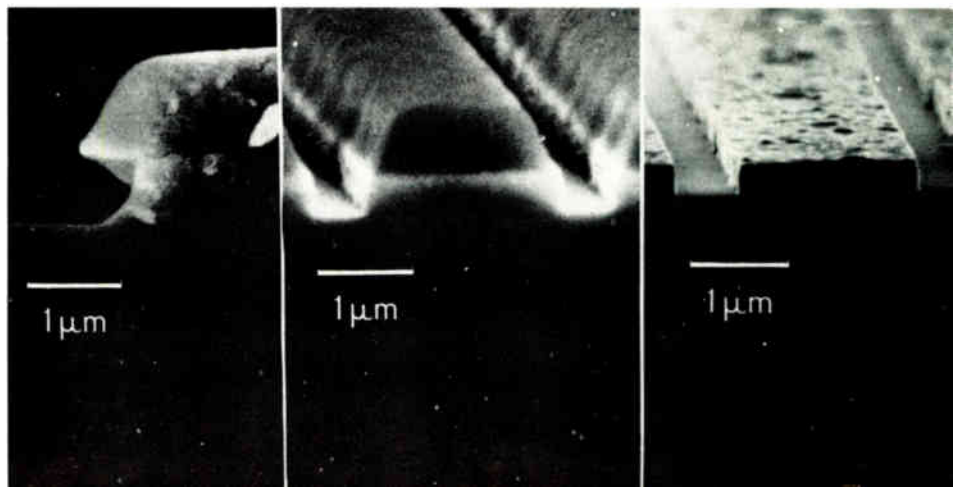
Perpendicular. The great beauty of the reactive-ion etching system is that it etches anisotropically. Specifically, etching proceeds selectively in

the direction perpendicular to the plane of the device, essentially eliminating undercutting of the masked pattern (see photograph).


This feature becomes especially important as mask rules fall below 2 micrometers, because etching through a polysilicon layer 1 μm thick with an isotropic etching system would reduce line width to zero. Thus conventional plasma-etching systems—the so-called chemical dry etch—which Toshiba developed earlier, cannot be used.

Toshiba's subsidiary, Tokuta Seis-

Straight up. The undercutting of chemical dry etching (left) is eliminated by Toshiba's reactive-ion etching, which gave the results shown with (center) and without resist.



YOU KNOW THE LARGEST ELECTRONIC COMPANIES IN THE WORLD. DO YOU KNOW ISKRA?



Iskra group has some 29,000 employees including 2,000 research and development engineers in 81 factories, research, marketing and other organizations, and the most up-to-date technologies to work with. With a total turnover of 1.294 billion dollars last year, it has been classified among 16 largest manufacturers of electronic products in Europe.

In its development, Iskra is oriented towards tomorrow's activities which go far beyond the traditional limits of electromechanics and extend to the widest application of electronics with priority being given to the promotion of the development of computers, communications, automation, microelectronics, optoelectronics and engineering activities. All to ensure that every project we handle comes within schedule and budget requirements and meets performance and client expectations.

Iskra has 24 trading companies, representative offices and production plants in 18 countries all over the world. In the period 1974-1979, Iskra's exports increased by 153% reaching 120 million dollars in 1979. In 1980, the total turnover is expected to be 1.486 billions of dollars and the export figure approximately 145 million dollars.

For more information call or write:

Iskra Commerce, Trg revolucije 3, 61001 Ljubljana, Yugoslavia, Telephone-international: + 38 61 324 261; Telex: 31 356 yu iskexp
 USA: Iskra Electronics Inc., 8 Greenfield Road, Syosset, N.Y. 11791, Tel.: (516) 364 2616—Germany: Iskra Elektronik, GmbH, Furtbachstrasse 2b, 7000 Stuttgart 1, Tel.: (711) 60 30 61—CEFRA, GmbH, Ungererstrasse 40, 8000 München 40, Tel.: 39 20 61—Italy: Iskra Elettronica Italiana, S.r.l., Piazza de Angeli 3, 20 146 Milano, Tel.: 49 80 036—France: Iskra France, 354, rue Lecourbe, 75015 Paris, Tel.: 554 04 27—United Kingdom: Iskra Limited, Surrey CR 3 2 HT, Redlands, Coulsdon, Tel.: 66 87 141—Switzerland: Iskra Electronics AG, Stalden 11, CH 4500 Solothurn, Tel.: (065) 22 81 22—Czechoslovakia: Iskra, Lazarska 5, 11000 Prague, Tel.: 20 27 71—Poland: Iskra, Swietokrzyska 36 m 15, Warsaw, Tel.: 20 12 53—Germany DR: Iskra, Hermann-Maternstrasse 46, 104 Berlin, Tel.: 28 28 322—Rumania: Iskra, Str. Visarion nr. 6, Bucharest, Tel.: 50 26 75—U.S.S.R.: Iskra, Mosfilmovskaja 42, Moscow, Tel.: 147 84 03—Egypt: Iskra, 34 Adly Street, Cairo, Tel.: 74 76 95—Iran: Iskra Teheran, 9th Street No. 6, Maydan Sanai, Teheran, Tel.: 82 67 65—Turkey: Iskra Istanbul, Yenicasari Biltex Han No. 40, Galatasaray, Tel.: 44 75 00—Venezuela: Eurocommerce S.A., Apartado 68901, Altamira, Caracas, Tel.: 72 88 21.



Iskra



Tell it and forget it...

... the new CY500 stored program stepper motor controller runs its own program, freeing your host computer for other jobs.

No more one-pulse, one-step operation requiring your host computer to tie itself down to a stepper motor. Now Cybernetic Micro Systems brings you a function-oriented stored program stepper motor controller that allows the user, or host computer, to program it and forget it...

The CY500 executes 22 hi-level instructions, either in command mode or as a sequence of internally-stored commands, using single byte code such as 'P' for position, 'R' for rate, and 'S' for slope. Parameter values can be expressed in ASCII-decimal for keyboard programming or binary code from the host computer. Parallel asynchronous communication.

The stored program capability allows the use of 'DO-WHILE' program looping and 'WAIT-UNTIL' operation. Ten different operational modes allow absolute or relative positioning, full- or half-step operation, hardware or software control of direction, start/stop, ... and many more.

Numerous input and output control lines allow synchronizing the CY500 with external events or devices and allow each step to be triggered. Stepping at rates up to 3500 steps/sec, the CY500 also provides ramp-up, slew, and ramp-down operation, all under software control. Two interrupt lines request the host's attention if needed.

This +5 volt N-MOS TTL-compatible controller is available from stock, today, for only \$95.00. Contact Cybernetic Micro Systems. We want to see you program your stepper motor and then ... forget it.



Cybernetic Micro Systems
445-203 South San Antonio Road
Los Altos, California 94022
(415) 949-0666

(Use your MASTER CHARGE or VISA charge card)

Electronics International

a lot in which polysilicon 4,000 angstroms thick must be etched—to define a gate, for example. The materials for which the system is suitable include all forms of silicon, aluminum, and silicon dioxide.

Automated. As befits a production machine, this system is fully automated. The loading, unloading, and transport of the wafers through the system are controlled by microcomputer, as is the adjustment of the high-frequency power for the best etching conditions. Also automatic is the control of six varieties of gas, either singly or as mixtures: a mass controller admits gas to the reaction region at a constant rate, while a variable-conductance aperture adjusts the exhaust to maintain a constant pressure in the region. Further-

more, if the plasma fails to start during low-pressure operation, the control gets it going by injecting thermal ions into the gas from an auxiliary filament. If desired, the automatic controls provide conventional chemical dry etching as well as reactive-ion etching.

The loading chamber isolates the reaction cavity from the atmosphere, ensuring reproducible results. Water cooling keeps wafer temperature low to prevent the photoresist from melting. And to minimize the requirements for valuable clean-room space, the system is compact, measuring 1.75 m (69 inches) wide by 1.66 m (65 in.) deep by 1.84 m (72.4 in.) high.

The price of the system in Japan is \$215,000. —Charles Cohen

The Netherlands

Fast on-chip serial I/O distinguishes Philips' family of five microcomputers

So far, West European semiconductor houses have restricted their microcomputer endeavors mainly to copying the readily available U. S. designs and at best to modifying them for particular applications. But a recent transatlantic urge to become self-sufficient in all advanced devices has spurred NV Philips Gloeilampenfabrieken to come out with its own family of one-chip microcomputers.

The n-channel MOS 8-bit 8400 family has been closely tailored to customers' requirements, says the Dutch electronics giant. The first five members, varying in memory capacity, will be introduced in the course of next year. To be announced at the Nov. 6–12 Electronica components show in Munich, they were developed in West Germany at Hamburg-based Valvo, an affiliate of Philips' Electronic Components and Materials division in Eindhoven, the Netherlands, and will be manufactured at Valvo's Lokstedt plant, where the 8048 family started production earlier this year [*Electronics*, May 22, p. 70].

The 8400's principal feature, one that Elcoma says sets it apart from other designs, is the high speed of up to 100 kilobits per second of its on-chip serial input/output interface. In a system of several microcomputers, this interface conveniently implements distributed processing, providing the advantages of fewer connections and low overall system cost, points out Theo Akkermans, strategic planning manager for MOS microcomputers at Elcoma. In a TV set, for example, an 8400 might control a lot of equipment ranging from video games and recorders to teletext decoders.

Alike. In other respects, the 8400 chips have a lot in common with members of the Intel 8048 family, particularly the 8021. Their central processing unit includes an interrupt facility but otherwise is based on the 8021 type of CPU. (Compared with the 8048 CPU, with its more parallel setup, the 8021 CPU occupies less chip area.) Their instruction set resembles the 8048's with a few modifications.

The new family's first member is

Command the rf power you really need.



Electronics international

designed for microcomputer systems prototyping and testing. Designated 8400 like the whole family, it is a piggy-back version with 128 bytes of random-access memory for data storage but without a read-only memory. Instead, a 4- or 8-K-byte erasable programmable ROM can be plugged into a socket on top of the 8400.

The other four devices, for more complex applications, come with mask-programmable ROMs for program storage and differently sized RAMs for data storage. The 8405 has 0.5-K byte of ROM and 32 bytes of RAM. For the 8410 it is 1-K byte of ROM and 64 bytes of RAM. The 8420 checks in with 2-K bytes of ROM and also 64 bytes of RAM. And the 8440 sports 4-K of ROM along with 128 bytes of RAM.

The instruction cycle time for the family is 6.77 microseconds. Of the 28 pins of each device, 22 serve the input or output lines. Of these, 20 are for bidirectional I/O ports and the other 2 for direct program scanning and external interrupts. Timing pulses are derived from a 4.43-megahertz external crystal, a type of crystal often used in consumer equipment like TV sets. Only one supply of 5 volts \pm 10% is needed.

To extend the family's potential applications, Elcoma will have 8400 microcomputers in two temperature ranges: from -10° to $+70^{\circ}$ C and from -25° to $+85^{\circ}$ C. Furthermore, the division plans to supply the single-chip devices not only in n-channel but eventually also in complementary-MOS technology.

Flat packs, too. On top of that, Elcoma will not confine itself to using only the standard 28-pin dual in-line package. With an eye on personal data-processing equipment, it also plans to make the 8400 available in a 28-pin flat pack, only slightly more than 2.5 millimeters high and just under 18 mm long.

Design support for the 8400 is available in the form of software for program development and hardware tools for emulation. Every system currently supporting an 8048 can easily be adapted to support the devices in the 8400 family, Akkermans says.

-John Gosch

You may need it to drive an ultrasonic transducer. Or deliver cw or swept frequency signals at a usable field strength for rfi susceptibility testing. Or for NMR research involving both broadband and high-power capabilities.

In any event, you needn't look beyond Amplifier Research for the right answers. Bandwidths? Choose from sub-octave to five-decade models with top frequencies up to 1 GHz. Output power? How's one watt up to 10 kW?

AR amplifiers are unconditionally stable, immune even to worst-case load mismatch such as infinite VSWR or shorted or open output terminals with-

out damage to themselves or shutdown of the system. And their full bandwidth is instantly available—no tuning or system adjustments needed for continuous or automatic sweeping.

When you command your rf power from AR, the chances are very good that we'll have whatever combination you seek—clean bandwidth, reliable output power, linearity as needed, pulse capability, adjustable gain—often in an amplifier about half the size of its nearest "competitor."

SEND FOR FREE BOOKLET




7334 © ar

AR **AMPLIFIER
RESEARCH**

160 School House Road, Souderton, PA 18964
215-723-8181 • TWX 510-661-6094



Oh, Look! SCOUT can do new tricks.



Perform, SCOUT™
perform.

But wait! What are these? These are new tricks.* Now SCOUT is smarter. Now SCOUT is stronger. Now SCOUT can do more.

New tricks from SCOUT—all with ISOLITE™. So

if SCOUT performs badly, you simply replace his badly performing

board. And in about 3 minutes, he is off and running again. Quick like a bunny.

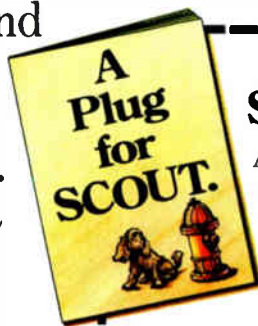
Run, run, run. Save, save, save.

If you were an OEM, would you like SCOUT? Of course you would.

SCOUT starts at less than \$1,000 for a CPU, I/O, 32K Byte RAM and card cage.

And now he knows new tricks.

He is one smart SCOUT, isn't he? Wouldn't you like to design him a nice little home?



See SCOUT's new tricks.

And every other bit of the 16-bit performance you need. Plus amazing feats of operating economy. It's all in our how-to-save-on maintenance primer, *A Plug for SCOUT*. Get your free copy with this coupon and a business card. Or, for immediate information, call (714) 833-8830, Ext. 455.

Name _____ Title _____

Company _____

Address _____

City _____ State _____ Zip _____



Computer Automation

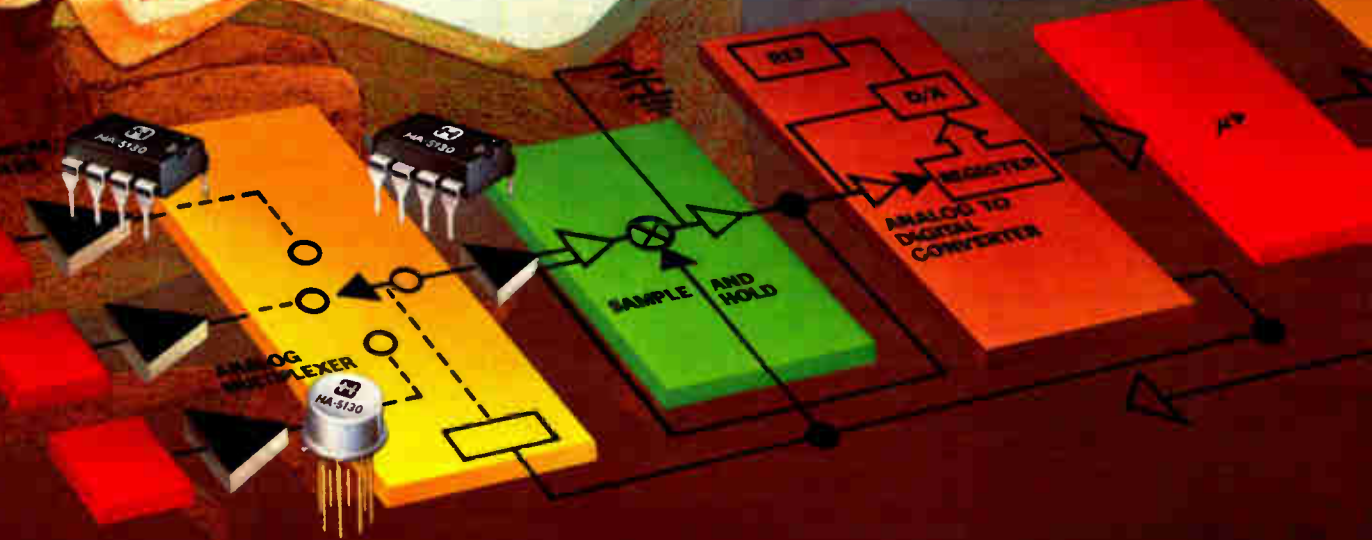
NAKED MINI® Division

Where OEM'S come first.

18651 Von Karman, Irvine, CA 92713

*Digital-to-Analog Converter; 32-bit Parallel Digital I/O Module; Universal Floppy Controller; Dual Single-Sided, Single-Density Floppy Subsystems; Dual Quad Floppy Subsystem; 2/4 Channel Async I/O Module and Battery Back-up/Watchdog Timer Module. Existing, previously announced modules include CRT Async I/O - RS232C; Modem Async I/O - RS232C; Paper-Tape Reader; Paper-Tape Punch, General Purpose Parallel I/O; Analog-to-Digital input and Solid-State Relay output.

SCOUT and ISOLITE are trademarks of Computer Automation, Inc.




Harris Technology at Work

Critical instrumentation demands economical Harris precision Op Amps!

Now, Harris gives you the outstanding accuracy and stability of modular and monolithic chopper-stabilized operational amplifiers — but at a significantly lower cost!

Enter the Harris HA-5130 Precision Op Amp. Because of its exclusive dielectric isolation (DI) processing, the new Harris HA-5130 Op Amp puts a lot of super performance into one small, efficient package:



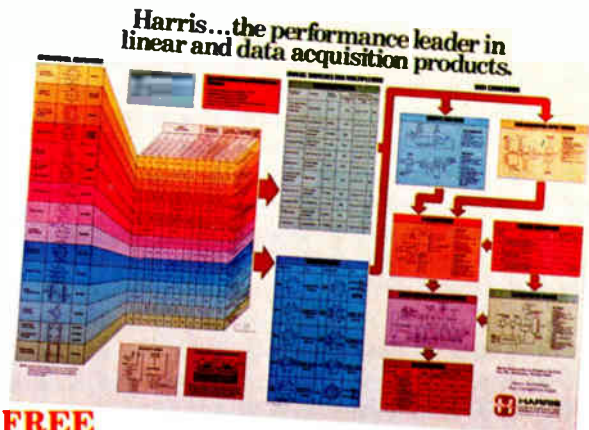
- Ultra-low offset voltage
less than $10 \mu\text{V}$
- Ultra-low offset voltage drift
only $1 \mu\text{V}/^\circ\text{C}$
- Low noise
 $10 \text{ nV}/\sqrt{\text{Hz}}$ @ 1KHz
- Low power consumption
dc performance of the OP-07 — twice the ac performance at $1/3$ the power consumption...you'll find that the HA-5130 is the ideal, cost-effective amplifier for most of your low-level signal processing applications.

Replace your chopper amplifiers. Put new performance and economy into your system. Harris HA-5130 Op Amps can replace more expensive chopper amplifiers in high accuracy, high resolution instrumentation. Or use them in precision summing circuits, for precise integration and timing, or as critical biomedical amplifiers.

HA-5130 is pin-compatible with designs currently using the PMI OP-07 amplifier.

High performance, low cost, fast delivery. The Harris HA-5130 Precision Op Amp is priced competitively...from \$2.81 (100-up quantity). And it's available now from stock.

It's another example of Harris technology working for you...delivering new devices with years-ahead performance at competitive, down-to-earth prices!




FREE WALL CHART! For more examples of Harris technology at work, request your copy of the Harris Linear and Data Acquisition Products wall chart. It puts at your fingertips helpful data on Operational Amplifiers, Switches and Multiplexers, and Data Conversion products — including pinouts and functional schematics.

Use the Harris Hot Line, or write to:
**Harris Semiconductor Products Division,
Box 883, Melbourne, Florida 32901.**

ON THE HORIZON

**Exciting Harris Semiconductor Products
Now in Development**

HA-5310/15 Precision Sample-and-Hold Amplifiers
HI-400/401 High-Speed Analog Switches
HI-5712 High-Performance, 12-Bit Analog-to-Digital Converter



**HARRIS HOT LINE!
1-800-528-6050, Ext. 455**

In Arizona: 1-800-352-0458, Ext. 455

Call toll-free (except Hawaii & Alaska) for phone number of your nearby Harris sales office, authorized distributor or expedited literature service. Or check your IC MASTER for complete product listing and specifications.

*Harris Technology
...Your Competitive Edge*



**HARRIS
SEMICONDUCTOR
PRODUCTS DIVISION**
A DIVISION OF HARRIS CORPORATION

IMAGINE


As your ideas race into the future, you need products to match your stride. Today Zilog offers you the most advanced family of microprocessor products made: components, support devices, software, development systems. All available in production quantities with worldwide support.

Elegant but soundly conservative scaled n-channel manufacturing processes combine with generation-ahead architecture to give Zilog products uncommon performance levels. The 8-bit Zilog Z80 revolution-

ized the microprocessor industry.

Today it's become the still more powerful Zilog Z80B. Its cousin, the Zilog Z8, packs an ingeniously flexible, complete 8-bit microcomputer onto a single chip. And, as you would expect, the incredible 16-bit Zilog Z8000 has set the microprocessor performance standards for the 1980's.

Give your imagination some of our hard, profitable facts to work with. Write: Zilog, Dept. E, 10460 Bubb Road, Cupertino, CA 95014. Or, call your nearby Zilog distributor.



**THE POWER TO DESIGN
THE MOST ADVANCED MICROPROCESSOR-
BASED SYSTEMS IN THE WORLD.
AT YOUR COMMAND TODAY. FROM ZILOG.**



**The new ZSCAN 8000
emulator lets you develop
your Z8000-based
systems in less time.**

This compact in-circuit emulator gives you real-time support for your Z8001 and Z8002 development needs. It's usable with almost any standard CRT and software host development system and can be transparent for direct communication to both. Its "friendly" operator interface makes it easy to learn, easy to use.



An affiliate of **EXON** ENTERPRISES INC.


Circle 85 on reader service card

N F E T

**HIGH INPUT
IMPEDANCE**

**LOW
DISTORTION**

**SINGLE SUPPLY
OP AMPS
AND COMPARATORS**



*The next logical step in the evolution
of linear FET technology.
From Texas Instruments ...*

Introducing NFET.

Single supply FET op amps.

High impedance. Low distortion.

More linear leadership from TI.

The high input impedance of BIFET *plus* single supply operation. That's NFET. An evolutionary advance in op amp circuitry that combines N-channel junction FETs with bipolar circuitry on a monolithic chip.

The result? *The first N-channel FET devices ever.* FET op amps that operate on a single supply voltage of 3 to 36 V.

The difference? NFET technology allows the op amps to process signals at or near ground. With no negative power supply required.

Compared to other single supply devices, TI's new TL091 Family has significantly better distortion characteristics. *And, the high input impedance of BIFET.* Imagine the possibilities. For applications never before possible with any single supply system. For automotive, telecommunications and instrumentation applications. With big savings in cost, design time and board space.

Quads here now

Singles, duals on the way

The TL091 Family of JFET input op amps share these common features:

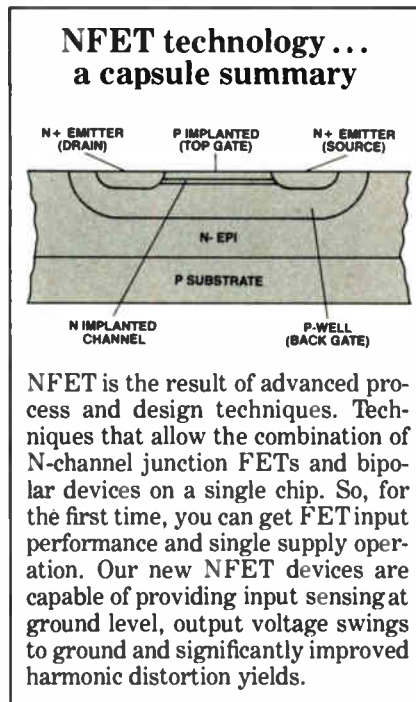
- a wide range of supply voltages — 3 to 36 V
- class AB output stage
- high input impedance — N-channel JFET input stage 10^{12} ohms (typ)
- internal frequency compensation
- short circuit protection
- input common mode range includes V_{CC}
- low input bias current — 100 pA (typ)
- low input offset current — 50 pA (typ)

Slew rates are typically 0.6 V/ μ S, bandwidths are 1 MHz open-loop and a typical noise of 34 nV/ $\sqrt{\text{Hz}}$ at 1 kHz.

TL094 (quad) NFET op amps are available now at a 100-piece price of \$1.97*. Singles (TL091) and duals (TL092) will join the family soon.

New NFET comparator, too

The TL311 comparator uses new NFET processing, allowing us to offer

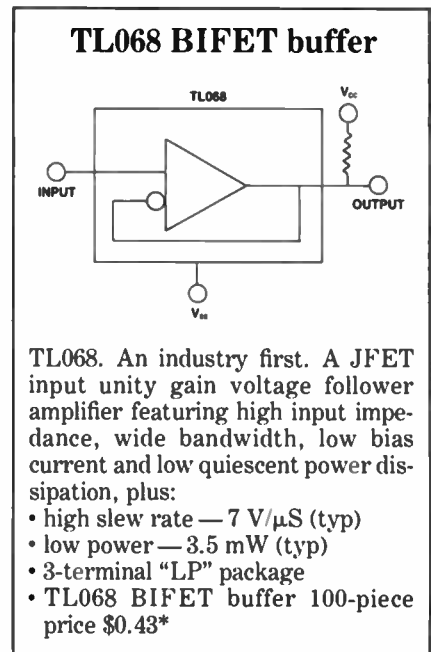


you features like:

- first true single supply FET input comparator
- common mode input voltage range includes V_{CC}
- pin-compatible with popular LM311
- high input impedance — 10^{12} ohms (typ)
- low input bias current — 100 pA (typ)
- low input offset current — 50 pA (typ)
- strobe capability
- input offset voltage — 2 mV (typ)
- supply current — 2.5 mA (typ)
- response time — 165 ns (typ)
- TL311 comparator 100-piece price \$1.37*

Family portrait

The new TL091 NFET Family joins the industry's broadest BIFET line. A line of general purpose (TL081), low noise (TL071), low power (TL061) and low input offset voltage (TL087/TL287)



BIFET op amps. Eighteen products available in singles, duals and quads.

Imagination unlimited

Just as BIFET spawned a whole new generation of improved products, so too, the bright promise of NFET augurs much the same. A generation of products not previously technically acceptable. Until now.

The powerful, positive thrust of the new NFET technology is twofold. For us, it's another strong commitment to linear leadership. For you, it's the assurance of product design support at the leading edge of the state-of-the-art.

TI's new NFET Family and BIFET products are available now at your nearest authorized TI distributor.

For a free brochure on TI's NFET and BIFET products, write to Texas Instruments Incorporated, P.O. Box 225012, M/S 308, Dallas, Texas 75265.



*U.S. prices, subject to change without notice.
© 1980 Texas Instruments Incorporated

Pushing performance to the physical limits, yet versatile and easy to use.

HP's new 3456A DVM.

Performance well beyond what you expect in a DVM. That's what HP's new 3456A offers. You get standards lab accuracy under many test conditions, with quiet, repeatable 100 nanovolt resolution on the 100 millivolt range. What's more, the inherent noise rejection of integration is enhanced by an advanced A to D converter to give you 48 readings per second with useable one microvolt resolution. That's performance approaching theoretical limits.

And, you enjoy this state-of-the-art performance with no sacrifice in flexibility or ease of use. The 3456A brings unusual convenience to your application, on the bench or in a system.

Maximum versatility over a wide range of uses.

For example, you can easily tailor the 3456A for optimum measuring conditions. Choose from a solid one microvolt resolution at up to 48 rdgs/s, or 10 microvolt resolution

And the 3456A memory lets you store both program instructions and measurement data. . . up to 350 readings or 1400 bytes of instructions.

What a system DVM should be.

For systems, the 3456A is much more than HP-IB compatible. It provides a combination of hardware and firmware that speeds system integration and improves system efficiency. For example, with its intelligence and program memory, the 3456A can store a sequence of operations, perform them, store the results, and signal the computer when done. You can also use the front panel to send program information. This means less programming effort for you, and more effective use of your computer.

Outstanding as a bench instrument.

On the bench, the 3456A's front panel math and measurement functions are easy to use and totally flexible. Its comprehensive set of statistics functions preprocesses data to save you time in data reduction.

One keystroke lets you make thermistor temperature measurements directly in °F or °C. And the Reading Store mode lets you acquire readings as fast as 200 rdgs/s without a controller. Convenience features include comprehensive self-tests and front panel calibration. With its superior performance and modest price, the new 3456A is one of today's outstanding DVM values.

Find out more about HP's remarkable new 3456A, priced at just \$3500.* For a data sheet, write: Hewlett-

Packard, 1507 Page Mill Road,

Palo Alto, CA 94304. Or call the HP regional office nearest you: East (201) 265-5000, West (213) 970-7500, Midwest (312) 255-9800, South (404) 955-1500, Canada (416) 678-9430.

Domestic U.S.A. price only

at 330 rdgs/s. There's a choice of 3, 4, 5 and 6½ digit display as well.

Select the noise rejection you need at the speed you want. You can use the analog input filter, digital averaging, or both. Integration time is selectable, too, as is the settling time delay. Built-in delays in the AC, ohms, and filter functions give you confidence that the reading is right, regardless of the measurement environment.



HP-IB Not just IEEE-488, but the hardware, documentation and support that delivers the shortest path to a measurement system.



**HEWLETT
PACKARD**

Testers rise to VLSI challenge

Makers of automatic equipment to show new systems in Philadelphia featuring trend toward more pins and autoprogramming

by Martin Marshall, West Coast Computers & Instruments Editor

With growing excitement about meeting the challenge posed by very large-scale integrated circuits with higher pin counts, greater accuracy and flexibility, and autoprogramming, makers of automatic test equipment are preparing to go to Philadelphia for their Annual Test Conference, Nov. 11-13.

Not only will technical sessions describe the latest techniques [*Electronics*, Oct. 23, p. 91], but such ATE manufacturers as Teradyne, Fairchild, Eaton's Macrodata division, Tektronix, Hewlett-Packard, Zehn-tel, Lomac, and Accutest will also show up with new offerings that cover the spectrum of testing requirements.

Among the highlights are products from the Fairchild Test Systems group of Fairchild Camera and Instrument Corp. in San Jose, Calif. A perennial power in the ATE systems business, Fairchild has been losing its market share in recent years, but is hoping to bounce back with a series of introductions. The first is the series 80 analog test system, intended for design characterization as well as production testing of analog and mixed-signal integrated circuits such as coder/decoders, data converters, operational amplifiers, filters, and receivers.

Fairchild is also introducing model 5588, a 25-megahertz memory test system that is a second-generation enhancement of its 5582 tester. It has a new host computer and a new test head with 72 channels. The channel capacity of the Sentry series will also be increased with introduction of the Sentry series 20, a 20-MHz system with a new 120-pin test head. The Sentinel line will also be

expandable to 120 pins and improved by the addition of a 16-phase multiple timing module and a pattern processor module.

Work together. Eaton Corp.'s Macrodata division, Woodland Hills, Calif., will introduce its Detective series. Despite the new name, they are compatible with previous systems, and some models represent enhancements of earlier systems. For example, the Detective 001 (starting at \$137,000) is really an enhancement of the M-1 25-MHz memory test system, with the addition of a topological display and an optional data image simulator.

The Detective 002, however, is totally new. Whereas the 001 is intended as both an engineering and a production test system, the 002 is a low-cost production-only system. Its price starts at \$100,000 for static or dynamic random-access memory versions. It is software-compatible with the production test-oriented instructions of the Detective 001 and M-1, and it can be interfaced with a wafer prober or chip handler.

In the memory-board tester area, the Detective series includes the new 10-MHz MD-300 (\$93,800) and MD-301 (\$69,500) test systems. The MD-300 is an upgraded version of



Versatile. Tektronix' new 3275 can be interfaced with any large computer. Its 2952 pattern processor will handle 16 clock phases for better data-stream pipelining.

Probing the news

the MD-207/11, but has added a guided probe feature, fault isolation in one-pass testing, signature analysis, and transition counting.

The MD-301, like the Detective 002, is meant for production testing. It does not have the shmoo plots and engineering graphics of the MD-300, but it does have the 96-channel capacity of the MD-300, with 16 megabits of memory behind each channel. In both systems there is a real-time failure record provided for each pin.

Some queries. The MD-300 and MD-301 also make use of an interactive program generator, which forms the test program after asking the programmer a series of questions such as whether the board is synchronous or asynchronous, what its refresh cycle is, what its maximum number of words and data bits are, and what its clock timing is. This information is used by the system's program to access its own data base of subroutines and link them to create a workable program.

A similar technique for automatic program generation appears in the Producer, a software package developed by Plantronics/Zehntel Inc., Walnut Creek, Calif., for its Troubleshooter 800 test system. The Producer is aimed at simplification of the system's input list creation, program generation, and library maintenance, and it contains subroutines that cover the verification of fixture

and node wiring, the documentation of the fixture, input list preparation, cathode-ray-tube-prompted probing, syntax error detection and correction, and user-controlled format and sequencing.

The Producer software also helps the IC-probing portion of the board-test program by generating a network analysis that extends three levels away from the probed IC. The program automatically adjusts to voltage and current levels to compensate for network effects on the voltage and current of the probed pin, and it decides where to put grounding guards to avoid stray current.

For the people at Tektronix Inc., Beaverton, Ore., the star is the new model 3275 test system. It is similar to the previous 3270, but has a new pattern processor, clock generator, pin electronics cards, and a networking option. The networking option allows the 3275 to be interfaced with any large computer.

The primary hardware improvement is in the model 2952 pattern processor, which now can handle 16 clock phases for better pipelining of the data stream. It supplies full functional data, including force, compare, inhibit, and mask signals, to all 128 pins at the tester's 20-MHz maximum test speed. Moreover, it combines the functions of stored-table pattern sequencing with algorithmic (or formula-driven) pattern generation. Addresses can then be scrambled by a topological memory, an integral part of the pattern proces-

sor. The memory itself is set up as 4 kilowords by 12 bits.

The clock generator includes several improvements other than the 16 clock phases, including a phase-edge resolution of 125 picoseconds and skew of less than 1 nanosecond with calibration. The clock can operate in a free-running mode, be synchronized to the test device, or be switched on a cycle-by-cycle basis.

The new system also features revised software that has a real-time debugging feature and true foreground-background operation. Called Tektest III, Version IV, the software enhancement requires a minimum memory configuration of 42,000 words, memory management, and a floating-point processor. The 3275, which has a median price of \$675,000, will not be available until October of next year.

HP represented. Hewlett-Packard Co.'s Loveland Instruments division of Loveland, Colo., is also planning to introduce a test system that will test large boards with 200 or more digital ICs on them. Users will be able to troubleshoot beyond the node, and the tester will provide the high-speed clock and test signals needed to exercise large-scale and very large-scale integrated circuits. The system will make use of signature analysis and will also ease transition from the design state to production.

Other, smaller vendors will also be polishing up new entries in the ATE race, including a new general-purpose memory test system, the model 7800, from Accutest Corp. of Sunnyvale, Calif., and the Zip board option from Lomac Corp. of San Jose, Calif. The Zip board (\$3,750) is an intelligent serial interface that can be used with Lomac's line of electrical wafer parametric test systems. It is both pin- and software-compatible with the standard Lomac single-channel serial interface board, and it provides for the spooling of data to be printed out during production testing and engineering evaluation. The board has its own Z80A-based processor and 4 kilobytes of RAM to relieve the burden of printer and host computer input/output operation from the test system's central processor. The result is a two- to five-fold increase in throughput. □

An Invisible presence

The latest and greatest test systems have traditionally made their debut around the time of the "Cherry Hill"—now Philadelphia—Test Conference. Based on that, buyers start making room in the next year's budgets. GenRad Semiconductor Test Inc., however, believes it has a general-purpose test system worth waiting for. So the Santa Clara, Calif., firm will begin a campaign at conference time asking those prospective purchasers not to make any commitments until it is ready to unveil its first product in January.

According to industry sources, the system, for testing very large-scale integrated circuits, will have less than half the 100-megahertz capability previously announced by Takeda-Riken of Japan—the highest tester frequency yet claimed. Still, since the system, to be called the model 16, will be modular from the card level up, expansion should not be a problem.

The tester, which will be expandable from about 50 to 100 pins, will feature self-diagnostics, complete auto-calibration, parallel test operation, and multiuser capability. It will also handle chips with the latest on-chip test facilities, as well as custom logic such as gate arrays. The basic configuration should come in for under \$500,000.

—Richard W. Comerford

Now, EAROM is airborne.



Applications for General Instrument's popular and proven non-volatile EAROM memory chips are soaring. In fact, they're on today's most advanced aircraft.

Our Hi-Rel EAROMs meet full military temperature requirements (-55°C to $+125^{\circ}\text{C}$) and are processed and screened per Mil-M-38510/Mil-STD-883B. Quality assurance and reliability are guaranteed by manufacturing controls which are certified to Mil-Q-9858A and Mil-I-45208A.

The design maturity and performance reliability of General Instrument's EAROMs are proven facts. Over 6-million devices have been shipped. Enough to position our EAROMs at the forefront of available technology,

Features	EAROM	RAM & Battery	UV PROM	TAPE	CORE	DISC
Word Alterability In-System	Yes	Yes	No	Yes	Yes	Yes
Access Time	$1\mu\text{s}$	$<0.5\mu\text{s}$	$<0.5\mu\text{s}$	secs	μs	ms
Re-programming Time	11ms	$<500\text{ns}$	15 mins	secs	μs	ms
Radiation Hardness	good	poor	poor	good	good	good
Temp Range	-55°C to $+125^{\circ}\text{C}$	ltd. by battery	-55°C to $+125^{\circ}\text{C}$	limited	limited	limited

replacing memory devices listed on the table here. With bit densities from 512 to 8192, EAROMs offer significant size, weight, reliability and power advantages over rotating memories and core, as well as clearcut advantages over RAMs and UV PROMs. The electrical alterability of EAROMs also facilitates in-system re-programmability.




General Instrument's Hi-Rel EAROMs are currently used in flight recorders, navigation and guidance systems, industrial instrumentation and measurement... wherever data recording and retention are needed. Unpowered data retention is guaranteed for one year over the Hi-Rel temperature range.

For more information on our Hi-Rel and Industrial EAROMs, write to: Microelectronics Division, General Instrument Corporation, Dept. LD, 600 West John Street, Hicksville, New York 11802, or call 516-733-3358 for applications assistance.

We help you compete.[®]

GENERAL INSTRUMENT

SETTING NEW STANDARDS ISO-CMOS™ OCTAL INTERFACE THE LS REPLACEMENTS



Remember when microprocessor designs were an either-or proposition — either high speed but power hungry bipolar TTL or low power but painfully slow CMOS?

Mitel Semiconductor has come up with a solution that gives you your highs with your lows — HIGH SPEED and LOW POWER ISO-CMOS technology. Established pin-outs and logic layouts of a range of 20 standard Octal circuits have been incorporated with a proven production process that does justice to today's LSI.

ISO-CMOS achieves fast propagation by use of a recessed oxide silicon-gate process that minimizes the inherent long time constants of traditional metal-gate CMOS. All the advantages of noise immunity and practically no quiescent power dissipation have been retained.



Our family of latches offer transparent or clocked operation and include inverted or non-inverted 3-state outputs. The decoder family has single one of eight, latched or unlatched, or dual one of four configurations. Bus buffering is catered for with high-current drivers having assorted configurations of chip selects for single or bi-directional connection.

A comprehensive range of circuits allows improvement of design, by direct pin for pin compatibility with their 74LS series counterparts. For redesign to maximize ISO-CMOS advantages, a simplification of layout is achieved by the preferred bus-oriented 74SC5XX selections.

- MD 74 SC 137 1 of 8 Inverting Decoder with input latches
- MD 74 SC 138 1 of 8 Inverting Decoder
- MD 74 SC 139 Dual 1 of 4 Inverting Decoder
- MD 74 SC 237 1 of 8 Decoder with input latches
- MD 74 SC 238 1 of 8 Decoder
- MD 74 SC 239 Dual 1 of 4 Decoder
- MD 74 SC 240 Octal Inverting Buffer
- MD 74 SC 241 Octal Buffer
- MD 74 SC 244 Octal Buffer
- MD 74 SC 245 Octal Transceiver
- MD 74 SC 373 Octal Transparent Latch
- MD 74 SC 374 Octal D Type Flip Flop
- MD 74 SC 533 Octal Inverted Output, Transparent Latch
- MD 74 SC 534 Octal Inverted Output, D Type Flip Flop
- MD 74 SC 540 Octal Buffer
- MD 74 SC 541 Octal Buffer
- MD 74 SC 563 Octal Inverted Output, Transparent Latch
- MD 74 SC 564 Octal Inverted Output, D Type Flip Flop
- MD 74 SC 573 Octal Transparent Latch
- MD 74 SC 574 Octal D Type Flip Flop



MITEL SEMICONDUCTOR

United States: 2321 Morena Blvd., Suite M, San Diego, California, U.S.A. 92110. Telephone (714) 276-3421, TWX: 910-335-1242, 1223 Westchester Pike, Havertown, Pennsylvania, U.S.A. 19083. Telephone (215) 449-5556, TWX: 510-662-6653.

Canada: P.O. Box 13089, Kanata, Ottawa, Ontario, Canada K2K 1X3. Telephone (613) 592-2122, Telex: 053-4596, TWX: 610-562-8529.

Europe: Hamilton Road, Slough, Berkshire, England SL1 4QY. Telephone 0753-36137, 0753-36138, Telex: 847730. Fredericiagade 16, Suite 309, 1310 Copenhagen K, Denmark. Telephone (01) 119302, Telex: 22321.

Asia: TST P.O. Box 98577, Kowloon, Hong Kong. Telephone 3-318256, Telex: 64235.

Circle 92 on reader service card

TM Trademark of Mitel Corporation
Copyright 1980 Mitel Corporation

Careers

Government report hits education gap

Study says U. S. neglect of engineering training could cost it ground in world computer competition

by Ray Connolly, Washington bureau manager

The United States, creator of the Computer Age, is running short of electronics engineers—particularly computer specialists—just as it confronts increased world competition and bigger markets, the White House has been warned. Moreover, “the current shortage of trained computer professionals is expected to persist beyond 1990” despite recently rising enrollments in college and university electrical engineering departments, says a new study by the National Science Foundation and the Department of Education.

Demand for technicians in all engineering disciplines is also outpacing supply in a tight market, according to the study, as a result of an uncoordinated effort to meet the demand that “has largely been a haphazard enterprise, . . . a combination of on-the-job training, a few technical institutes, and vocational training in secondary schools.” It is an effort that compares unfavorably with those of West Germany, Japan, and the Soviet Union, which, the report notes, “place heavy emphasis on training technicians in special vocational schools” that lead to “not only good jobs but considerable social status as well.”

Entitled “Science and Engineering Education for the 1980s and Beyond,” the 230-page report ordered by President Carter last February foresees no shortage of trained scientists for U. S. industry in the coming decade except for “current spot shortages” in subfields on which the electronics and energy industries draw heavily. These include solid-state physics, plasma physics, optics, polymer and analytical chemistry, and toxicology.

Engineering and how it is taught represent a serious problem, however, according to the report. It attributes existing and predicted shortages to “a shrinking of our national commitment to excellence and international primacy in science, mathematics, and technology” over the past 15 years. That decline was highlighted early in the last decade by the de-emphasis in secondary schools of mathematics and science that has led to the point where, the study points out, “only about one-sixth of all secondary-school students take junior- and senior-year courses” in those fields.

National educational emphasis

focused instead on social goals of “providing equal access at all levels to the disadvantaged and underrepresented—minorities and women, and, later, the physically handicapped.” For technologies like electronics, there is “an undesirable ‘either/or’ choice and change of direction that compares poorly with other nations’ goals,” says one NSF contributor to the study (see “The U. S. decline: compared with what?”).

The period of rapid expansion of college and university engineering and science departments came to an end in the late 1960s as enrollments declined, followed by cuts in “real-dollar Federal investments” in

The U. S. decline: compared with what?

An examination of the long-term outlook for U. S. technological leadership is grim if the nation’s secondary school system is any example. The situation is worse than that when the decline is measured against the systems in Japan and West Germany, with which America competes, according to an assessment jointly prepared for the President by the National Science Foundation and the Department of Education.

Whereas one third of U.S. school districts today require more than one year in mathematics or science for high school graduation, three fourths require more than one year of social studies. Japan and West Germany, on the other hand, continue to stress mathematics and science at the secondary level—with West Germany beginning chemistry and physics as laboratory courses in the fifth grade, following biology in the third. Algebra begins in the seventh grade, and students are introduced to a new mathematics and science subject each year through the tenth grade. Then those with an average of B or B+ go to upper secondary schools through grade 13; the rest go on to vocational schools or work.

Although the education system in Japan is structured differently, the approach is similar to West Germany’s, with Japan requiring about 25% of the time in grades seven through nine to be spent on math and science. The number of engineering degrees granted in Japan has recently “surpassed the number granted in the U. S., though its population base is roughly one half of ours,” the U. S. study says. Unchanging numbers over the past decade show that 20% of all baccalaureate and about 40% of all master’s degrees are granted to engineers in Japan, compared with about 5% at each degree level for the U. S.

-R. C.



Now with
**SINGLE &
TRIPLE
OUTPUTS**

92% efficiency in a compact 200 watt 400Hz to DC power supply

High wattage power supplies needn't be hot, heavy or bulky. Tecnetics' new 4200 Series packs 200 watts of power in 60 cubic inches of space, and delivers it with up to 92% efficiency. It's accomplished through pulse width modulation techniques, a technology pioneered by Tecnetics.

What did we give up to achieve these impressive specs? Nothing. Just look at

the state of the art features: remote error sensing, full encapsulation, MTBF up to 30,000 hrs. on single output units, EMI filter, overload and short circuit protection, excellent regulation, and environmental specs that meet the requirements of MIL-E-5400.

This impressive power supply series is now available with single and triple outputs to meet a wide variety of military and aerospace power conversion needs. Get full specs on this and over 1000 other AC-DC and DC-DC power supplies by sending for our catalog.

4200 SERIES 200 WATT AC-DC POWER SUPPLIES — 3 PHASE

Output voltage:	5-48 VDC
Output power:	200 - 250 Watts
Frequency:	360 to 440 Hz, 3 phase Y
Dimensions:	6 X 4 X 2.6 inches
Terminals:	Barrier strip, screw type
Weight:	70 ounces, (4.4 lbs.)
Prices: (1 to 9)	Single output—\$835 Triple output—\$1000 to \$1030

tecnetics INCORPORATED The Power Conversion Specialists

P. O. Box 910, 6287 Arapahoe Avenue,
Boulder, Colorado 80306
(303) 442-3837 TWX 910-940-3246

Circle 94 on reader service card

Keeping you ahead of the pack...

You (and we) are in a quick-moving business. News breaks frequently. Change is the name of the game. Awareness is the way to win.

Give us one hour of your time every two weeks and we will keep you aware of what's going on around you and around the changing world of electronics technology.

Keep ahead of the pack. Send in one of the subscription cards in this issue.



Electronics Magazine

Probing the news

science education as costs of the war in Vietnam escalated. Despite an upturn in Federal research and development investments in 1975, many schools were using obsolescent laboratory equipment.

Teachers, gear. Compounding their problems was an "erosion" of technical faculties as teachers dropped out, rejecting obsolete equipment and overcrowded classes in favor of industry jobs paying up to 25% more and offering, at least in major corporations, state-of-the-art R&D facilities that few schools can match in an era of rapid technological change and rising equipment costs. By one estimate college laboratories have a shortage of an estimated \$750 million in equipment.

Supply and demand laws took hold as the U. S. registered a 25% decline in the award of engineering doctorates in all fields between 1973 and 1979, dropping from 3,338 to 2,494. The decline since last year is more severe than even those numbers show; the study notes that "about one third of the new Ph. D.'s were non-immigrant foreign nationals," up to half of whom were expected to return to their homelands. The price paid in academia has been "severe difficulty" in recruiting doctoral faculty, while industry salaries for baccalaureate computer professionals and electrical, mechanical, and chemical engineers rose from 53% to 58% between 1974 and 1979. In contrast, increases for holders of bachelor's degrees in business and the humanities amounted to 37% and 42%, respectively.

Though the report projects that the supply of BSEES between 1978 and 1990 should be "adequate" to fill U. S. demand except for academia and the computer industry, even that forecast—172,000 degrees awarded to fill about 121,000 job openings—is sharply qualified by some contributors to the NSF-DOE survey. They note that factors like increased defense spending and the severe strain on teaching facilities could keep the market tight.

Computer makers and users have sought to cope with their shortages

AEG-TELEFUNKEN

Quality has a name:
AEG-TELEFUNKEN

Small in size – large in power CNY 70 the reflective optocoupler

Our broad and successful program of optoelectronic components has been extended to include yet another new type. The new component is designated CNY 70 and can for example be used for the automatic stopping of tape recorders.

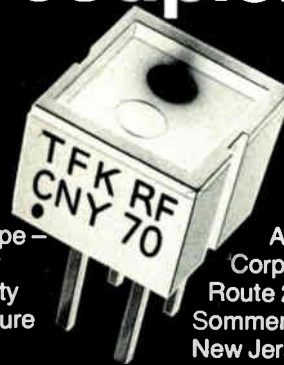
But, like all of our components: they are versatile. The CNY 70 Reflex-coupler can also be used for scanning and switching, code-strip-scanning, position- or direction recognition, colour-code recognition and many other applications.

The CNY 70 is an optoelectronic coupling device which contains emitter and sensor elements from the tried and tested standard program. In a case with dimensions 7x7x6 mm!

Because the upper edge of the input (or output) plane of the light is set back by about 1 mm, the reflecting medium is automatically kept at an optimum distance, ensuring maximum efficiency.

In short, the most important features are:

- compact shape – 2,54 mm-raster
- high sensitivity
- low temperature coefficient
- built in IR-Filter
- no adjustments are necessary because of the special way of mounting the two elements.




Simply ask for our new information sheets at:
AEG-TELEFUNKEN Corporation
Route 22 – Orr Drive
Sommerville
New Jersey 08876
Tel.: 7 22 98 00

Just call us up – If you wish, you can contact one of our nearest agent

Circle 95 on reader service card

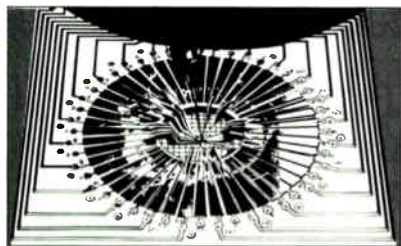


AEG-TELEFUNKEN
Semiconductor-Devices



In East Kilbride every successful company makes the same thing.

Profit.



WAFER FABRICATION AT MOTOROLA

That's why companies large and small are in business.

And that's exactly what large and small companies who operate in East Kilbride are geared to.

Profit, expansion, success.

Companies like Motorola, Cable & Wireless, Rolls Royce, Waverley Knitwear, Lyle Barclay and Contrology. All highly successful companies sharing in the unique advantages of being located in Scotland's industrial heartland, locked into the pulse of Europe's market place.



waverley

contrology



ROLLS ROYCE



UKS



MOTOROLA



LYLE BARCLAY LIMITED

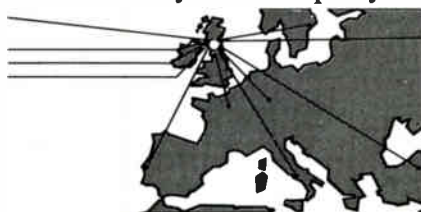


THE SYMBOL OF SUCCESS IN SCOTLAND

EAST KILBRIDE

The East Kilbride Development Corporation with over 30 years experience in developing a balanced community and progressive business climate, is itself highly profitable. Profits which are reinvested to ensure continuing growth in the future.

We offer you part of that future. Whatever your size, it could be a giant step forward for your company.



Contact George Grassie our Director of Development at East Kilbride Development Corporation, Atholl House, East Kilbride, Scotland. G74 1LU. Telephone East Kilbride 41111 Telex 779141.

Probing the news

by getting graduates in other disciplines to switch fields. At the doctoral level, for example, the largest exodus occurred in physics and astronomy, producing in 1979 about 3.5 times as many Ph.D.s working with computers as ever earned degrees in the field. Similarly, there were 2.7 times as many 1977 baccalaureates working in computer jobs in 1979 as had earned degrees two years earlier.

Weak on solutions. The NSF-DOE report sharply defines the problems of U. S. science and engineering education in strong language, but its recommendations are generally regarded as weak. They consist in large part of calls for collection of more data, broader surveys, greater spending for college and university laboratory equipment by industry and mission-oriented government agencies, and a presidentially convened national conference on the subject involving leaders in education, business, the media, private interest groups, and foundations.


The report's stronger recommendations propose that advanced-degree study in fields where shortages exist might be modeled on the work-study medical traineeship program of the National Institutes of Health. Also suggested is that the NSF, working with the Pentagon and other agencies with personnel shortages, aid colleges and universities in structuring one- and two-year programs that would allow science and engineering undergraduates to transfer to related fields of study where shortages exist and that industry be urged to form consortiums to support university research groups or offer money, equipment, and personnel in exchange for research.

"This is a statement of the problem for the President's and public's information. Admittedly, we do not have all the answers," explains one top lieutenant in the office of Frank Press, science and technology adviser to the President, in defense of the study. "We spoke with many people and many groups and collected and analyzed a great deal of data. The solutions must be proposed by the President and enacted by the Congress." □

East Kilbride Development Corporation,

Atholl House, East Kilbride, Scotland. G74 1LU. Telephone East Kilbride 41111 Telex 779141.

HP's Small Wonders.



02008 A

Superb performance in new quartz oscillators.

- High Short-term Stability.
- Low Phase Noise.
- Fast Warmup.
- Low Power Consumption.

HP's new 10811A/B Oscillators are designed for equipment requiring a compact, rugged, precision frequency source. Ideal for instruments, communication and navigation equipment and precision time keeping.

- Look at the superb performance you get:
- Aging rate: < 5 parts in 10⁶/day
 - Phase noise: better than 160 dBc at 10 kHz offset
 - Warm up: within 5 parts in 10⁶ of final frequency in 10 minutes
 - Time Domain stability: better

- than 5 parts in 10¹² for a 1-second averaging time
 - Power consumption: approximately 2 watts, after warmup
 - Output frequency: 10 MHz (10.23 MHz on special order).
- Both are plug-compatible with HP's 10544 Series oscillators, and offer higher performance. Price is \$800* (add \$100* for B model with provisions for shock mounting). Call your nearby HP sales office, or write to Hewlett-Packard, 1507 Page Mill Road, Palo Alto, CA 94304.

*U.S. domestic prices only.



**HEWLETT
PACKARD**

Circle 97 on reader service card

TOP EFFICIENCY



TSK-125A Unit

in continuous heat treatment — drying and thermal fixing — of ropes made of synthetic and natural fibers in UHF field:

Physical and mechanical properties of synthetic ropes
SIGNIFICANTLY ENHANCED:

- relative extension
REDUCED BY 20 to 40 %
- mass of linear meter
REDUCED BY 6 to 12 %
- breaking load
INCREASED BY 6 to 12 %

Circumference of handled ropes, mm
50 to 125

Throughput, kg/h	not below 150
Extension of ropes during thermal treatment	at 10 to 20 % of tensile strength
Parasite radiation level within operating area	within accepted norm (10 mmW/cm ²)
Overall dimensions, mm	16,000 x 2,500 x 2,000

THE OPERATION IS SIMPLE, WITH AUTOMATIC CONTROL THROUGHOUT.



TECHMASHEXPOR

35, Mosfilmovskaya Ul. 117330 Moscow, USSR. Tel. 143-86-60. Telex: 411 068 TEHEX SU

Electronics / November 6, 1980

Circle 268 on reader service card 97

Microsystems & software

Tek's new system means new tack

Instrument maker departs from cautious approach by announcing whole development system family a year in advance to help users plan

by Bruce LeBoss, San Francisco regional bureau manager

In its 34-year history, Tektronix Inc. has earned the reputation of being a very precise and conservative company. Thus, it is most unlike the Beaverton, Ore.-based producer of instruments and information display equipment to announce products that will not be available for a year. Yet that is what it did earlier this month when it unveiled the first member in a new family of microcomputer development systems. A closer look at the present and future offerings reveals why.

Designated the 8500 modular MDL series, the family is to provide design, debugging, and integration tools for the development of microcomputer-based products in three design environments. Unlike the multiuser system with which rival Hewlett-Packard Co. entered the development system business last year [*Electronics*, Sept. 13, 1979, p. 41], the initial family member, the 8550 microcomputer development lab, is a single-user system [*Electronics*, Sept. 25, 1980, p. 33]. However, it will be joined within the next 12 months by both a multiuser system (the 8560) and a host-computer system (the 8540).

Considering the huge capital investment a potential user must make in a microcomputer development system and the rapid increases in the complexity of chip architecture

and in performance, as well as a growing trend among designers to use microcomputers from many vendors, it is easy to understand why Tektronix is tipping its hand. "By giving only part of the story and cutting it off there, we wouldn't be giving users the full picture they need to make a decision," says Mike Maerz, business unit general manager of microcomputer development products. "We would be telling them only one tenth of the real value of the system they're buying," he says.

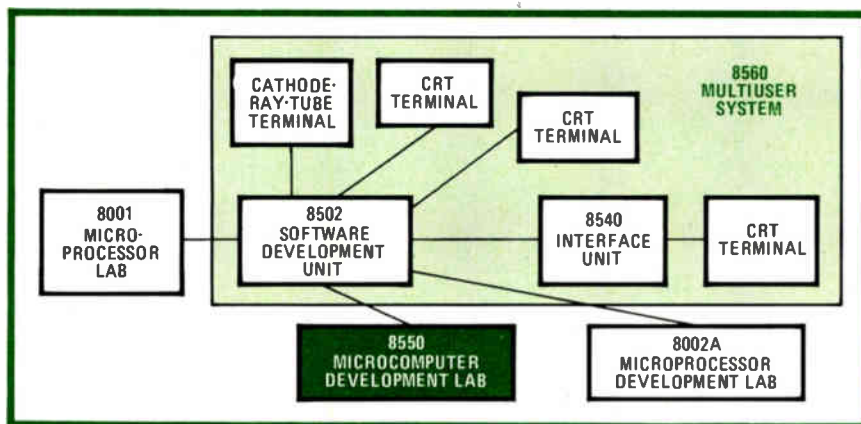
The basic 8550, priced at \$14,300, consists of two major components: the 8301, a development unit that houses the operating system software, 32-K bytes of static program memory, a like amount of static user memory, a language processor, and an emulator controller; and the 8501 data-management unit, which handles files and auxiliary input/output for the operating system and manages the movement of user files between its dual-sided, double-density flexible disks and the 8501.

Of major significance, Tektronix

is providing to users a "graceful migration path from one environment to another," Maerz explains, so that "they can minimize their capital investment in software and hardware tools. Also, if the user has to learn how to use a system only once, he can protect his source code, among other things, and maintain his productivity."

For example, the 8550 can be directly integrated into the upcoming 8560 multiuser system, itself an LSI-11/23-powered microcomputer development system for up to eight work stations. Similarly, the 8540, a self-contained peripheral station that integrates hardware and software in conjunction with a host computer, can be used as an integration work station in the multiuser environment. What's more, Tektronix' existing base, users of its 8001 and 8002A Universal Development Systems, can link these single-user systems into the multiuser environment, Maerz points out.

This compatibility between 8500 family members includes software support packages Tektronix already offers, so that present users of the 8001 and 8002A will find emulators already available from Tektronix to be upwardly compatible with the 8500 series. Such support currently includes 23 8-bit chips, among them 10 mem-



Family portrait. Tektronix will initially unveil the 8550 to be followed within a year by the 8560 and the 8540. System will be compatible with the older 8001 and 8002A.

bers of Intel's MCS-48 and MCS-80/85 families and three members of Motorola's 6800 family, as well as members of Texas Instruments' 16-bit 9900 series. Tektronix plans to offer full support soon, including emulation for more advanced 16-bit microcomputers, such as Intel's 8086, Zilog's Z8000, and Motorola's 68000.


Perhaps equally significant, Tektronix' strategy calls for it to take advantage of what Maerz calls "the power of modular architectures, so as to provide users with the flexibility" to configure their systems with any mix of software and hardware-software integration stations, each tailored to a specific task.

Semiconductor manufacturers, such as Intel and Motorola, "have as their end goal in this business the sale of chips and boards," Maerz states, "and the objective of some instrument manufacturers in the field may include the sale of computer systems. We don't have either of those biases. We have to live by the tools themselves."

Whole job. Thus, with the 8550 single-user station or any other RS-232-C-compatible cathode-ray-tube terminal in an 8560 multiuser environment, a user can generate, edit, and debug software programs. The next step—taking the software, putting it into a prototype system, and handling hardware-software integration—is basically what an emulator does. "And that's the role of the 8540," Maerz notes. "The person doing hardware-software integration needs a full emulation capability. On the other hand, we felt it was important for the software designer to have only what he needs."

Tektronix plans to increase the flexibility of its development system offerings with several hardware and software additions over the coming year. One of these will be the 8502, an advanced version of the 8501 data-management unit that will be the core of the 8560 multiuser system. Furthermore, it plans to offer within the next six to nine months an enhanced version of the real-time prototype analyzer (RTPA) it is offering initially as an option for the 8550. The RTPA permits the location of critical timing problems and hardware-software sequence problems in

THE ULTIMATE SPECTROSCOPIC DETECTOR:



RETICON HAS IT.

The Reticon type RL-1024S is the first solid state image sensor designed specifically for spectroscopy applications. Some key features of this device are:

- Simultaneous integration on 1024 individual sensor elements with 25 μ center-to-center spacing
- Internally self-scanned to provide real time computer compatible serial electronic output
- Integration and readout times as short as 1 msec for time resolved spectroscopy
- Integration times as long as 100 msec at 20°C (or as long as minutes or hours with cooled operation) for low light level applications



Each sensor element has 100:1 aspect ratio (25 μ m center-to-center by 2.5 mm wide.)

- Wide dynamic range (greater than 10,000:1)
- Wide spectral response range (200-1,000 nm)
- All solid state stability and reliability
- Plug-in integrated circuit type package
- Choice of quartz window or fiber optic face plate
- Fiber optic face plate with phosphor for X-ray applications.
- Complete clock drive and amplifier circuits available
- Shorter S-series devices with 512 or 128 elements also available.

For a detailed data sheet call or write:


 **EG&G RETICON**

345 POTRERO AVENUE, SUNNYVALE, CALIFORNIA 94086
(408) 738-4266 TWX: 910-339-9343

For assistance call: Boston (617) 745-7400, Chicago (312) 640-7713,
San Francisco (408) 738-4266, Tokyo, Japan 03-343-4411,
Wokingham, Berks, England (0734) 790772

*In Celebration of the 50th Anniversary
of Electronics Magazine . . .*

*The most exhilarating, comprehensible look
at past and future developments
in electronics that has
ever been published.*



**AN AGE OF
INNOVATION**
The World of Electronics
1930-2000

by the Editors of *Electronics*
300 illustrations, many in full color. 274 pages, \$18.50

Order today!

Electronics Magazine Books
P.O. Box 669
Hightstown, NJ 08520
Tel. (609) 448-1700, ext. 5494



Please send me _____ copies of AN AGE OF INNOVATION @ \$18.50

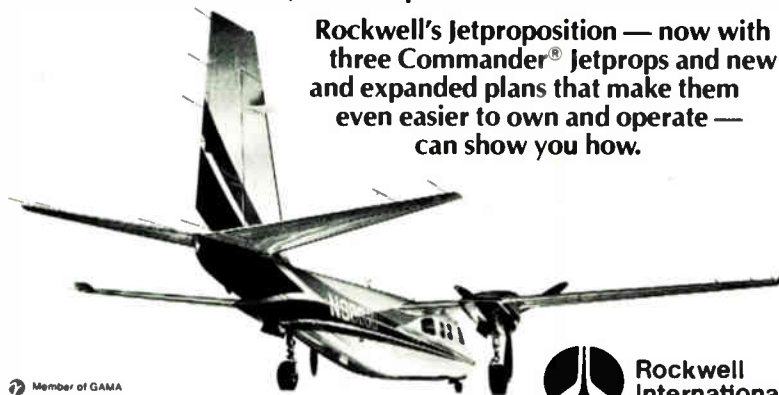
Name _____
Company _____
Address _____
City/state/zip _____

McGraw-Hill pays regular shipping and handling on pre-paid orders.
Ten-day money-back guarantee on all books. ELQ

Write in for this write-off.

Want to save taxes, travel expense and time?

**Rockwell's Jetproposition — now with
three Commander® Jetprops and new
and expanded plans that make them
even easier to own and operate —
can show you how.**



Member of GAMA



where science gets down to business
For full information on the many
advantages of owning your own
Commander Jetprop, call 800/654-4483. Or write:
Dept. 25, Commander Jetprop
Information Center,
Rockwell International,
5001 N. Rockwell Avenue,
Bethany, Oklahoma 73008.
TWX 910-830-6870. AEROCOM.

*In Oklahoma, call collect:
405/789-5000, Ext. 228. EL 11

Name _____
Title _____
Company _____
Street _____
City _____ State _____
Zip _____ Phone _____
Present aircraft owned _____

Probing the news

the prototype, and the enhanced version, called the Trigger Trace Analyzer (TTA), "will expand integration beyond just the CPU," Maerz states. It is expected to be of particular value in emulating 16-bit one-chip central processing units.

Shift seen. According to Maerz, Tektronix is banking its investment in the development system business on what it believes is a major shift from dedicated systems, used to support chips from a single vendor, to universal systems that support microcomputers from multiple vendors.

"What before was a marketplace dominated by one vendor, Intel, is now a three- or four-company [Motorola, Zilog, TI] marketplace," Maerz maintains. "Over 40% of our customers responding to a market research inquiry are currently using chips from more than one vendor. One third said they are adding another vendor or changing vendors when going to their next design."

Chuck Taylor, senior analyst for instrumentation industry service at market researcher Dataquest Inc. in Cupertino, Calif., agrees that such a shift is occurring, although not quite as rapidly as Tektronix believes. According to Taylor, the dedicated (single-vendor) portion of the micro-computer development system market accounted for 96% of a \$48 million total worldwide market in 1976. Last year, when the total market reached \$235 million, the universal (multivendor) portion increased its share of market to 14%. Dataquest forecasts that the market will reach \$475 million in 1982, with dedicated systems accounting for 72%, universal ones for 28%.

Meanwhile, Intel, the principal supplier in the development system business, sees itself addressing the universal system market, as well. "When you consider that our systems support more chips [all of Intel's] than are available from our competitors, they can be viewed as universal too," states Tal Hurant, development systems product manager for Intel's Microcomputer Systems division in Santa Clara, Calif. "It all depends on what your definition of the universe is," he says. □

THE FIVE BEST WAYS TO ISOLATE A PROBLEM.

We've developed the industry's broadest line of 6 and 8-pin optoisolators because you can't solve all electrical noise problems with one product.

For instance, we took care of data rate problems with our 1 Mbit 6N136, and the 300 Kbit 6N139 offers 400% CTR at 500 μ A input.

Or if you need to switch SCR's or TRIAC's our SCS 11C4 is rated at 400V (peak) and handles a 300mA (RMS) load.


Our SPX 7000 series provides controlled gain at input currents of 1mA, 5mA, or 10mA. At 5mA LED drive current the SPX 7590 provides a 90-200% CTR at $V_{CE} = 5V$.

For high output current (up to $I_C = 125mA$) or low input current ($I_F = 1mA$), specify our SCD 11B1 darlington.

Our entire line is U.L. recognized to 3500 VAC under file E58979.

Finally, we supply industry standard 4N optoisolators including transistors and darlings off the shelf.

The choice is yours for replacing pulse transformers, twisted wires and coaxial cables in computer peripherals, data terminals, home appliances and telephone systems. And for providing protective isolation between microprocessor and 120-240V power lines.



NO CHARGE
Please send me free samples of your optoisolators so I can design the noisy electrical charge out of my next application.

SPX74A1 SPX7270 6N135 SCS11C3 4N28

Name _____ Street _____
Company _____
City _____ State _____ Zip _____
Application _____ Annual Usage _____
 New Design Current Design E

The point is, no two electrical noise problems are exactly alike. That's why we offer more ways to isolate them than anybody else.

For more information on our optoisolators and other optoelectronic products, call us at 214 234-4271. Or write to 830 East Arapaho Road, Richardson, Texas 75081.

Spectronics
A Division of Honeywell

Letter from Long Island

'The Island' gets high-tech push

Industry, government, and universities pitch new business with Long Island's technological strengths and stable work force

by Pamela Hamilton, New York bureau manager

Long a bastion of Government and military electronics companies, New York's Long Island had been left on the sidelines in recent years with the growth of Silicon Valley in California and Route 128 in Boston as electronics centers. Now, a movement is afoot to push the Island—as its residents call it—back into the electronics limelight. Involved are high-technology companies, universities, government, financial institutions, real-estate developers, and research laboratories, with university representatives, company executives, and government officials joining to reinvigorate high-technology growth.

There are three main groups working toward this goal in the two counties—Nassau and Suffolk—that, along with New York City's boroughs of Brooklyn and Queens, form the Island. The Long Island Association of Commerce and Industry, which acts much like an enlarged Chamber of Commerce,

consists of many businesses, both high-technology and otherwise. The Long Island Forum for Technology was started about 10 years ago and is in existence basically to provide seminars on high technology on the Island. From these two grew the Action Committee for Long Island Inc., a prime mover and shaker over the last two years for renewed interest in the growth of high-technology industries.

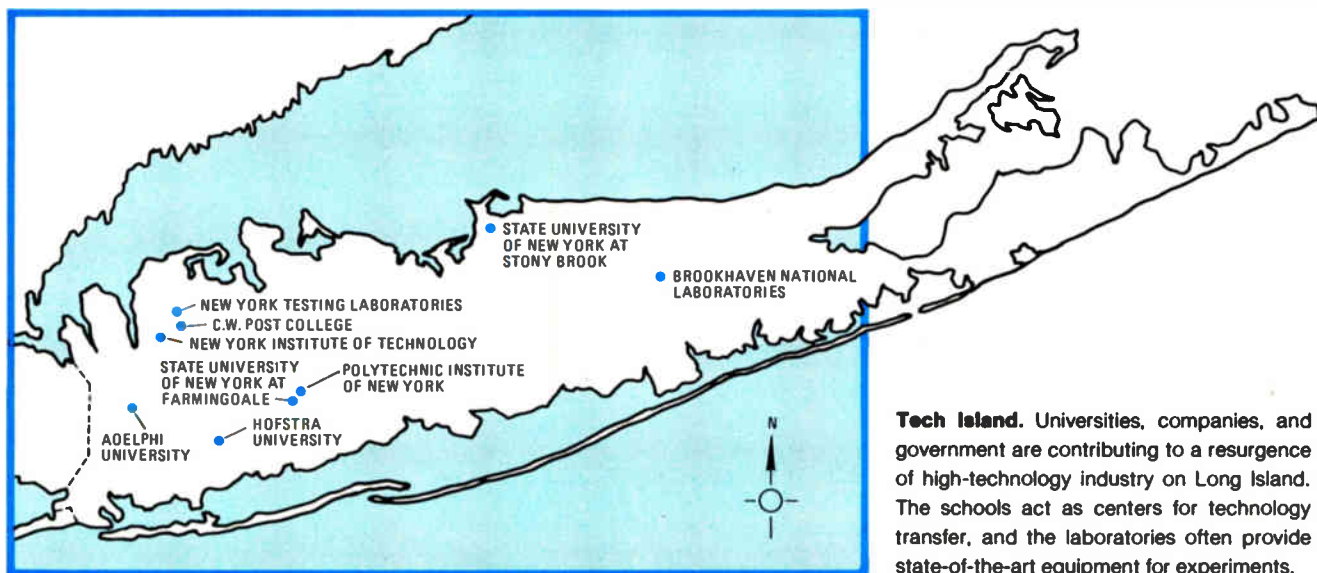
"What we're interested in doing on the Action Committee is promoting the Long Island economy via technology," observes Thomas J. Kelly, acting chairman of the committee's task force on high technology and economic development. Kelly, as vice president of engineering for Grumman Aerospace Corp., has a deep commitment to the growth of the industry as well as the labor force and support facilities on the Island.

His task force has succeeded in

generating interest and cooperation in several areas in the last year. Among the projects that have been undertaken are:

- The creation of an Innovation Center in cooperation with the Long Island congressional delegation and the National Science Foundation. The center—which will be at both the State University of New York at Stony Brook and the Polytechnic Institute of New York—will resemble those already in place at the Massachusetts Institute of Technology and at the Universities of Utah, Wisconsin, and San Antonio (Texas). They aid entrepreneurs by finding companies to manufacture products or by helping set them up in their own businesses.

- The development of legislation at the state level to foster the growth of high technology throughout the state, especially on Long Island. This has taken the form of trying to reconstitute the New York State



Tech Island. Universities, companies, and government are contributing to a resurgence of high-technology industry on Long Island. The schools act as centers for technology transfer, and the laboratories often provide state-of-the-art equipment for experiments.

The first scope that makes waveform measurements a simple process.



Now there's a digital scope that provides solutions to common waveform measurements, at the touch of a button. The 7854 Oscilloscope, featuring dc to 400 MHz digital and analog bandwidth. Its Waveform Processing, Keystroke Programming and IEEE-488 Bus can help you make significant advances in test and measurement productivity.

Waveform Processing.

The 7854 keyboard increases efficiency by reducing common measurements to push-button simplicity.

You'll save time and improve accuracy on rise time, fall time, delay, width and other pulse parameter measurements.

And for the first time, you'll have a scope that can automatically perform arithmetic functions, integration, differentiation, smoothing and signal averaging. Plus there's a Cursor Mode to parameterize any area for measurement. It even provides Δ -Time and voltage readouts.

Keystroke Programming.

It's as simple as a hand-held calculator. The keyboard lets you make several measurements automatically or generate routines for your own tailored measurement tasks. For example, you can use Keystroke Programming to automatically find the area of an X-Y display.

IEEE-488 Bus.

For even further processing capabilities or for mass storage, use our Bus to transfer data and programs to or from the 7854.

In fact, you may want to consider the Tektronix WP 1310 Waveform Processing System. It lets you combine the 7854 with the Tektronix 4052 Graphic Computing System for automation of extended waveform tests and measurements.

Want more information on the 7854? That's a simple process, too. Just call or write Tek at the address nearest you.

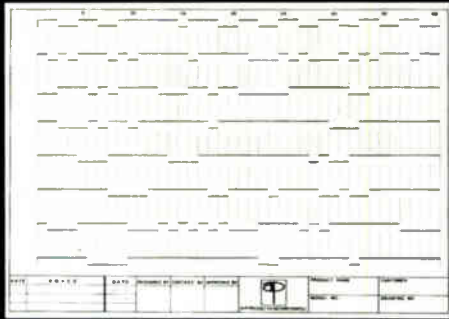
U.S.A., Asia, Australia, Central & South America, Japan
Tektronix, Inc.
P.O. Box 1700
Beaverton, OR 97075
Phone: 800/547-1512
Oregon only 800/644-9051
503/644-0161
Telex: 910-467-8708
Cable: TEKTRONIX

Europe, Africa, Middle East
Tektronix International, Inc.
European Marketing Centre
Postbox 827
1180 AV Amstelveen
The Netherlands
Telex: 18312

Canada
Tektronix Canada Inc.
P.O. Box 6500
Barrie, Ontario L4M 4V3
Phone: 705/737-2700

Tektronix®
COMMITTED TO EXCELLENCE

You don't mess around with the Logic Timing Recorder.



Eliminate the mess of writing, erasing and re-writing your timing charts until they're perfect. The Logic Timing Recorder is an innovative and timesaving device for charting logic timing. It's an ingenious plastic board with 320 slides arranged in eight horizontal rows. These slides can be moved vertically between two click-stop positions to represent the logic state in your circuitry.


Look how easy it is to use the Logic Timing Recorder:



1. Move the sliders between the logical '1' and '0' levels according to your signals. You can represent a maximum of eight signals simultaneously.



2. You can easily reproduce the Logic Timing Recorder on your office copy machine. If it is necessary to identify the signal names near each row, you can write them on a piece of detachable, self-sticking paper or tape.



3. A neat copy of your final timing chart is now ready for presentation, or for your permanent files.

Durable ABS Plastic - 11-3/4" x 8-1/4" x 1/4"
Part Number 923758 Model No. LTR 320
\$44.95



A P PRODUCTS
INCORPORATED
1359 West Jackson Street
Painesville, Ohio 44077
(216) 354-2101
TWX: 810-425-2250

In Europe, contact A P PRODUCTS GmbH
Baemlesweg 21 • D-7031 Weil 1 • W. Germany

Call Toll Free 800-321-9668 for the name of the distributor nearest you. In Ohio, call collect (216) 354-2101

Circle 104 on reader service card

Probing the news

Science and Technology Foundation—an agency that could find ways around the roadblocks hindering development—as well as attempting to open up the state universities' policies on patents and equipment use for commercial research.

■ The establishment of a clearing house for information on Federal government grants for research and development. Sponsored by the congressional delegation and the Action Committee, the clearing house should substantially aid in increasing the flow of R&D dollars to Long Island companies.

Federal nod. Perhaps most encouraging is a new status designation for the area. "One of the biggest hurdles we've gotten over is that we've now received status as a Federal economic development district [for Nassau and Suffolk counties]," observes Robert M. Schiffer, vice president of the Action Committee. "We're the first suburban area to receive Federal support for transportation, waste treatment, and other projects," he points out.

There are close to 285 firms on the Island in high-technology businesses. There is a work force of 164,000 technical persons, the second largest of any such region in the nation after Boston. With 20 colleges close at hand, companies have no trouble finding qualified people to work in their plants, nor do professional workers have trouble finding a choice of courses and degrees.

"We're increasing our engineering management ranks from people here on the Island," says Edgar A. Sack, senior vice president for General Instrument Corp.'s Microelectronics division in Hicksville, N. Y. "We're building our own society, as it were, our own technical infrastructure." He notes that, unlike that of the West Coast, Long Island's turnover rate reaches about 4%. "In my view, one of the biggest assets of being here is the stability of the work force," he says. Sack believes much of the growth will come from European and Japanese firms. One of the first to locate there may be Leader Instruments Corp., a Japanese maker of oscilloscopes. □

Leaders in Electronics

The only reference devoted solely to biographies of the most influential people in electronics

• corporate executives • technical managers • designers and developers • government and military officials • academics • editors/publishers • securities analysts • trade/professional group directors • consultants ... plus an 80-page index of biographies by affiliation.

Prepared by the staff of Electronics magazine. 5,240 biographies. 651 pages, clothbound. \$39.50

Electronics Magazine Books

P.O. Box 669, Hightstown, NJ 08520
(609) 448-1700, ext. 5494

Send me _____ copies of *Leaders in Electronics* @ \$39.50 plus applicable sales tax. McGraw-Hill pays regular shipping and handling charges on pre-paid orders.

Payment enclosed Bill firm Bill me

Name _____

Company _____

Street _____

City _____

State _____

Zip _____

Signature _____



To sell the best terminal, buy the best keyboard.

The keyboard is one of the most critical components in your computer system. Which is why the first thing to consider when you buy a keyboard is reliability.

That alone is probably good enough reason to specify a Hall effect solid state keyboard from MICRO SWITCH. It's the most reliable keyboard you can buy. From the beginning, it will help you and your customers save money on repairs.

As a result of design innovations, the Hall effect keyboard is competitively priced against lower-performance, less reliable keyboards. Innovations like the microcomputer that gave you the first "intelligent" keyboard, the three terminal keyswitch module and single-sided printed circuit boards.

In addition, there's our Value Engineering Program.

With specialists who work with you early in the design of your product, to give you the best, most effective keyboard for terminals used in high throughput applications like word processing, batch data entry, and photocomposition.

And only our keyboards are backed by a dedicated field engineering organization, and an experienced application engineering team. To make sure you have the most cost effective keyboard for the job.

That's really what buying a keyboard should be about.

And why it pays to buy a Hall effect keyboard from MICRO SWITCH, the most reliable keyboard you can buy.

For details, write MICRO SWITCH, Freeport, Illinois 61032. Or call 815-235-6600. In Germany, write Honeywell GMBH, Kaiserlei-strasse 55, 6050 Offenbach/Main West Germany.

MICRO SWITCH
a Honeywell Division

Technological leadership.

New VLSI peripherals for the expand opportunities in

Motorola's MC6809 has been providing cost-effective solutions for advanced systems requiring a powerful 8-bit MPU for well over a year.

Now the M6809 Family of HMOS peripheral circuits allows users to make even more effective use of this advanced microprocessor, in systems from terminals and small business computers to process controllers.

No other 8-bit MPU combines so many outstanding features:

- 500 ns bus-cycle time
- Two million byte memory address capability (with the MC6829 MMU)
- Most complete combination of addressing modes
- Multiprocessing (with the MC6809E)
- Advanced software-oriented architecture with 16-bit registers
- Minimized code-space requirement
- Re-entrant and modular code support
- Four high-level languages, including Pascal, FORTRAN and MPL, plus assembly language
- Choice of EXORciser® or EXORset™ 30 development systems. M6809 USE available for in-circuit emulation with the EXORciser
- Lowest price of any 8-bit MPU with high-performance claims.

Lower software costs.

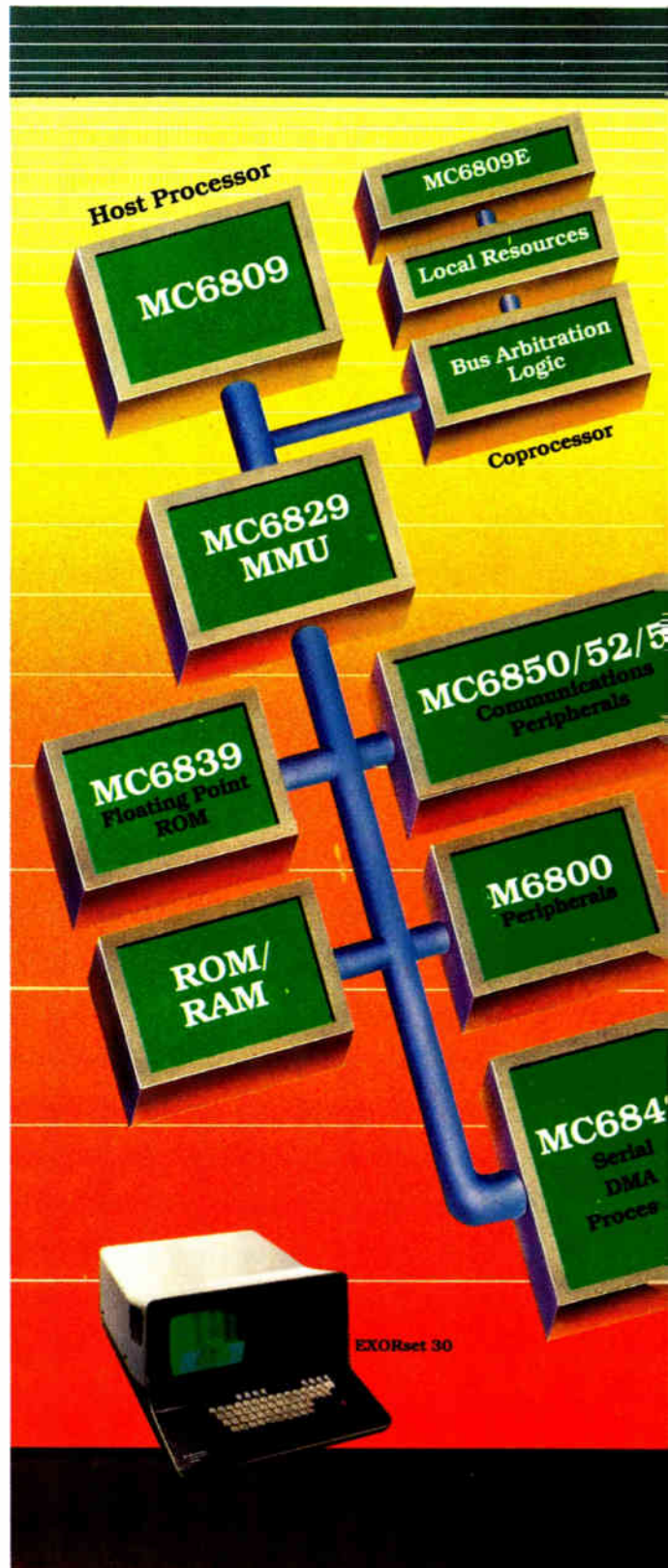
Helping keep software costs down must be counted as one of the MC6809's greatest assets. Its software-oriented architecture permits programmers to spend less time learning, more time programming. High-level languages like Pascal help keep costs down, too. And with the position independent addressing modes of the MC6809, standard "Software on Silicon" modules can be created to eliminate countless rewritings of commonly used codes.

Architectural advantages, beyond 16-bit registers and modern programming techniques, add to the versatility and cost-effectiveness of the MC6809. Auto-increment and auto-decrement addressing modes improve the efficiency of block moves and string handling, and extensive stack manipulation capabilities make block-structured high-level languages a natural.


The M6809 Family plan for advanced systems.

A whole new family of VLSI peripherals has been designed to take advantage of the many powerful features of the MC6809, and in turn, to help users obtain its full potential in flexible, high-performance 8-bit and pseudo 16-bit systems.

System support for the MC6809 is still supplied by the entire complement of M6800 Family peripherals, and several of the high-performance VLSI peripherals of the 16-bit M68000 Family also are directly compatible.



high-performance MC6809 advanced 8-bit systems.



Coprocessing is easily accomplished with the M6809 Family. The new externally clocked MC6809E provides the flexibility required for multiprocessing: multiple processors operating in parallel on the same bus. Unlike some coprocessing schemes, with the MC6809E users are not limited only to floating point or string manipulations.

The MC6809 can **address** two million bytes of memory with the MC6829 Memory Management Unit, twice that of competing MPUs. And the MMU makes **multitasking** easy. It supports up to four tasks per chip, and it's cascadable for up to 32 tasks. System **reliability** is increased with the isolation, translation and protection of the MMU.

IEEE-standard floating point routines run on M6809 systems with the MC6839 Floating Point ROM. The floating point package is written with position independent code, and can be located anywhere in memory. It's re-entrant, so multiple tasks can share its routines.

The MC6842 Serial Direct Memory Access Processor is a family addition planned for next year to handle high-speed transfer of data and control between and among microprocessors and intelligent controllers in distributed processing systems.

The last word in support.

EXORset™ 30 is Motorola's latest MC6809-based development system: a compact, stand-alone unit that's the last word. EXORciser® and EXORterm™ systems, and the M6809 USE (User System Emulator) are available. And, many users find the MC6809-based Micromodule™ 19 monoboard microcomputer helpful for system prototyping.

In addition to assembly language, the MC6809 supports high-level languages including MPL, BASIC, and FORTRAN, with emphasis on Pascal, the structured language. Our symbolic debugger and a new Realtime Multitasking System (RMS09) will help speed the development cycle.

Innovative systems
through silicon.



MOTOROLA INC.

TO: Motorola Semiconductor Products Inc., P.O. Box 20912, Phoenix, AZ 85036.

68E 11/6

Please send me information on M6809 Family.

Name _____

Title _____

Company _____

Address _____

City _____

State _____ ZIP _____



The future belongs to those who explore it farthest.

The future is there for the taking, if you take action for it now.

Your company must find better ways to do what you're doing today to assure its survival. And you must find the best ways to do things tomorrow to assure its success.

With the aid of CAD/CAM, computer-aided design and manufacturing,

all manner of ways to advance your company are made possible.

Ways that will improve quality. Cut costs. Eliminate errors. Speed throughput. Boost productivity.

That's why the leading semiconductor manufacturers are using Calma computer-aided design systems. We're helping them



make significant advances in integrated circuit technology, because we make the most advanced computer-aided design systems available today.

And we're committed to making even better computer-aided design systems for the future.

As a Computer Group Company of United Telecommunications, Inc., we're the

supplier with the strength and resources to do it.

United Telecom's multi-billion dollar assets assure the continuing growth, advances in technology, and customer service and support that you need now, and must have tomorrow.

The future is there for the making. We'll help you make it yours.



A United Telecom Computer Group Company

For more information or an 11 x 14 print of this Pete Turner photograph, write or call us at 5155 Old Ironside Drive, Santa Clara, CA 95050. (408) 727-0121.

Circle 109 on reader service card

PMI Serves Up A New Data Conversion Plum Cake

The King of DACs Introduces DAC-206, 208, and 210



© PMI 1980

*"The Lion and the Unicorn were fighting for the crown:
The Lion beat the Unicorn all around the town.
Some gave them white bread, some gave them brown:
Some gave them plum-cake and drummed them out of town."*

Linear Wonderland has been a bloody battleground, with everyone fighting for the DAC Crown, ever since PMI introduced the *first* monolithic Digital-to-Analog Converter back in 1969. The battlefield has been crowded, like the one Alice observed in *Through the Looking Glass*, and the challengers have often been just as ineffective.

"She thought that in all her life she had never seen soldiers so uncertain on their feet: they were always tripping over something or other and whenever one went down, several more always fell over him!"

What they are fighting for in Linear Wonderland is PMI's DAC crown. Now—just when the Lion and the Unicorn thought one of them was about to win it away—PMI gives them something new to trip over: from the original source of the world-famous DAC-08 comes the complete 8-bit DAC-208, plus two more—the 6-bit DAC-206 and the 10-bit DAC-210—to create a *truly monolithic* new DAC family, with all components on a single chip, including an internal reference and output Amp.

Just look what's in our new Data Conversion Plum-Cake: the DAC-206 (a complete 6-bit D/A system); the DAC-208 (8 bits plus Sign); and the DAC-210 (10 bits plus Sign). All are the fastest in their class, with a maximum of μs settling time and a typical of $1.5\mu\text{s}$, and after all, what most DAC users want is *speed*. All have guaranteed monotonicity. And all are priced lower than comparable hybrids and have no monolithic counterparts. And they offer the greater convenience and reliability of PMI's famous monolithic construction, plus our exclusive Sign-Magnitude Coding format, and Triple Passivation, of course.

For any data conversion application you have in mind, there's now a PMI DAC to fit the bill at prices ranging from \$55 at the top of the line to \$9.50 at the lower end. They also come at all commercial and military temperature ranges, including 883B versions.

The chart shows comparisons and what we've been talking about—nobody else's are really *truly* monolithic like the DAC-206, 208 and 210—which are monolithically *complete* with Op Amp and reference on the chip.

When Alice told the King she'd never seen such fighting just for a crown, he told her, "The best of the joke is, It's *my* crown all the while!" So the next time the Lion and the Unicorn stop fighting long enough to try serving you their plain brown data conversion bread, tell them you prefer the King's DAC Plum-Cake from PMI. Which DAC Plum-Cake would you prefer? Take your choice on the coupon.

If someone beat you to the coupon, write to us. Or circle #200 for literature.



Precision Monolithics, Incorporated

1500 Space Park Drive

Santa Clara, California 95050

(408) 246-9222 TWX: 910-338-0528 Cable: MONO

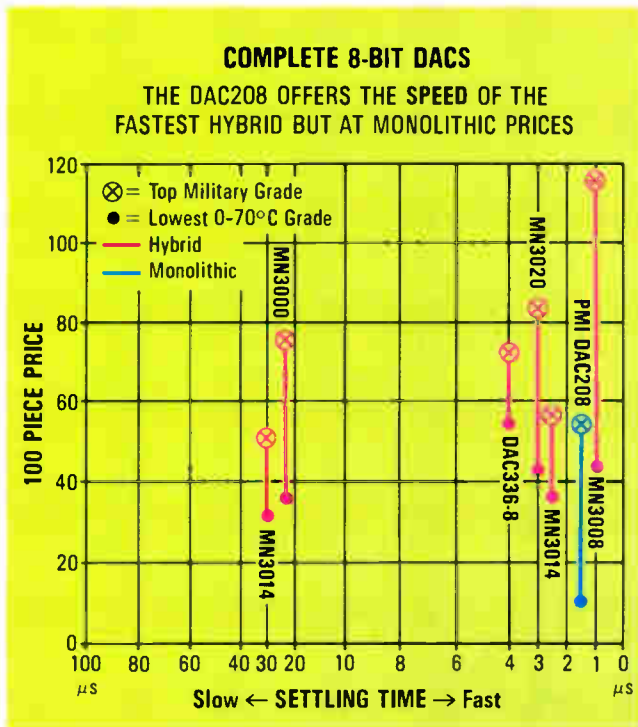
In Europe contact:

Precision Monolithics, Incorporated

c/o BOURNS AG

ZUGERSTRASSE 74, 6340 Baar, Switzerland

Phone: 042/33 33 33 Telex 78722



SAMPLE PMI's DAC PLUM CAKE

Just fill in the coupon for the DAC of your choice and we'll send you a free sample. How do we know you'll like it enough to give them away? It's a piece of cake!

DAC-206 DAC-208 DAC-210

Mail to: **Precision Monolithics, Inc.**, 1525 Comstock Avenue, Santa Clara, CA 95050

or **Precision Monolithics, Inc.**, c/o BOURNS AG, Zugerstrasse 74, 6340 Baar, Switzerland

My name _____

Title _____

Company _____

Dept. _____

Address _____


Phone (_____) _____

Multi-Pac[®] edges out Multilayer in the photo finish.



The Difference Is:

- Pole Position: Multi-Pac costs 10-15% less.
- Second: With Multi-Pac you can have via or pass-thru holes from plane to plane. Whereas with multilayer holes must be drilled through all circuit layers prohibiting circuitry in that area. Multi-Pac gives you up to 8 layers of circuitry, or solid copper sheets can be used in place of PC boards for high current capacity.
- Third: Guaranteed controlled impedance with uniform board spacing. Great for high speed logic circuits.
- Fourth: Multi-Pac lets you build Hybrid systems into any part or all of the board. Unlike multilayer, with Multi-Pac you can stack additional circuit layers on sections of the backpanel or daughter board where additional density is needed.
- Fifth: Because Multi-Pac is a stack of discrete PC boards, any board can be changed right up to assembly time (when the contacts are pressed in place).
- Sixth: Repairability — Contacts can be removed with Multi-Pac, and circuit layers can actually be assessed for changes or repairs.
- Seventh: Moisture-in-Moisture out. Multi-Pac meets MIL-STD 202 method 103 test B for humidity; and 101 test B for salt spray.
- Eighth: Properly done, your art work can be interchangeable with multilayer and Multi-Pac. Thus, you always have two sources. The odds favor Multi-Pac ... bet on it! Write or call us for additional information.




Even though Multi-Pac is used by many O.E.M.'s some people still consider us a dark horse. That's OK ... a winner has to come out of the pack to be recognized. At Elfab, we've done it with press-fit technology. We were the first. And since that time we've set a fast pace as a leader in the industry. Now we want to set the pace with Multi-Pac, our innovative assembly of stacked PC boards held together in a "sandwich" with press-fit contacts.

Multi-Pac or multilayer. At Elfab you can win either way, no matter what your preference, because we do make them both. Examine the competitive differences closely and see if you don't agree with us that Multi-Pac comes out ahead.

 **ELFAB**
The Leader in Press-fit Technology

P.O. Box 34555, Dallas, Texas 75234, 214-233-3033

New applications open up for silicon sensors: a special report



The push to interface microprocessors with the real world will create a huge demand for monolithic sensing devices

by Roger Allan, *Components Editor*

□ The lure of silicon for making small and highly accurate sensors has always been great, thanks to the material's high sensitivity to a wide variety of phenomena, its near-perfect freedom from mechanical hysteresis and creepage, its stability, and its ruggedness. But silicon sensors have not been inexpensive, despite their cost advantages over competing technologies.

Now, however, with microprocessors proliferating and coming down in price to a few dollars each, there is a growing demand for small, low-cost devices capable of interfacing this semiconductor intelligence with events in the analog world. What's more, the new surge of interest is promising rapid advances in silicon sensor technology, particularly in the area of pressure sensing, and opening up altogether new markets to microprocessor-based systems. Packaging, too, is improving. As a result, the silicon pressure sensor that three or four years ago sold in large quantities for \$50 apiece is now being mass-produced for \$5 and less.

Things are also changing for the traditional small makers of solid-state sensors. For years, they have supplied specific markets like aerospace, medical equipment, and process control with high-performance silicon devices, often because no other transduction method was satisfactory. Today, the potentially massive new markets, to which even knowledgeable observers find it hard to attach a dollar value, are attracting a number of larger integrated-circuit manufacturers into the field and are thus creating more business opportunities for them.

Perhaps the most rapidly growing market is in automotive applications. Certainly the most exciting is in biomedical uses. In between fall the industrial and

machinery testing markets. Temperature sensors crop up in all of these areas.

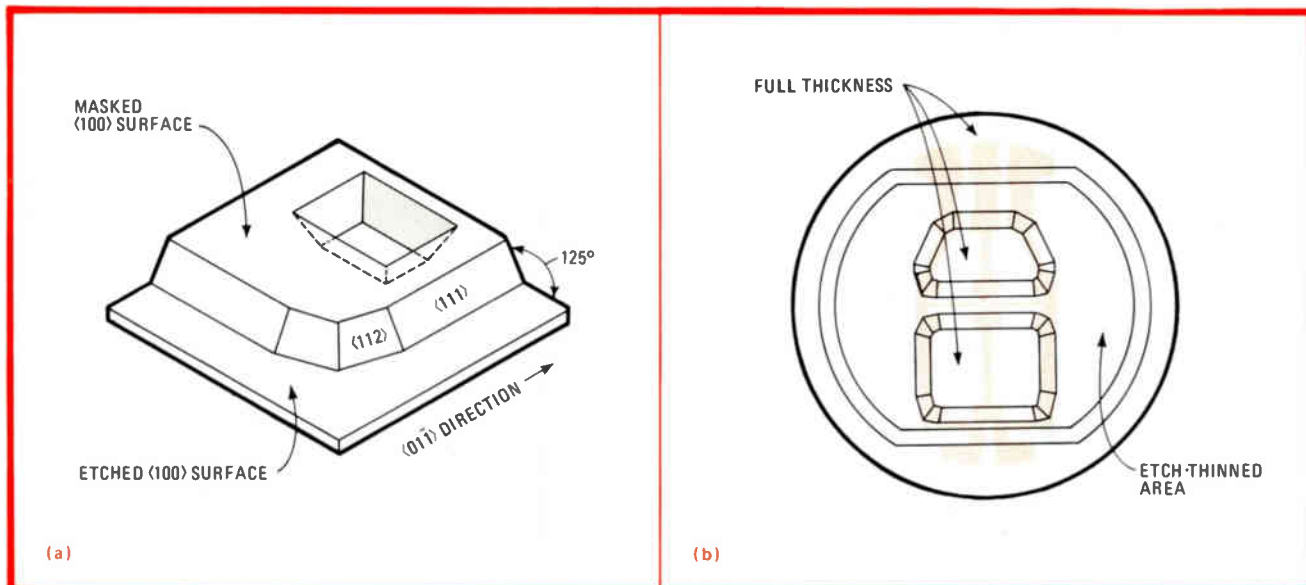
Besides pressure, silicon can be used to sense position, temperature, stress, magnetism, fluid level and flow, force, assorted gases, radiation, and many other phenomena. In addition, it can satisfy a wide range of transducer needs, from small size and low cost to very high performance and reliability. The well-known processing techniques for semiconductor materials can be used to fabricate the devices, which these days can also be bought in packages that do not detract from their performance.

In the beginning

A pioneer in this business is Kulite Semiconductor Products Inc. of Ridgefield, N. J., which in 1959 began producing first bulk-silicon and later diffused-silicon pressure sensors for military and aerospace needs. In the early 1960s it was the need of aircraft jet-engine and wind-tunnel testing for extremely small pressure sensors that accelerated the development of the type in which p-type silicon is diffused into an n-type silicon substrate.

Today this is the commonest type of silicon pressure transducer, and Kulite makes the smallest ones around—a unit in its CQ-030 series. With a diameter of just 0.03 inch, it is small enough to pass through the eye of a needle. The piezoresistive strain-gauge sensor is rated at 100 pounds per square inch and has a nominal output of 40 millivolts.

As for silicon's performance as a sensor, manufacturers have been adept at pushing it to heights unattainable by other transduction methods within a given set of size and cost constraints. Kulite, for example, now offers silicon sensors with the highest available operating tem-



1. Adaptable. Silicon may be optimally formed for pressure sensing by being anisotropically etched (a). Such etching ensures that maximum strain will be undergone by selected areas of the silicon. A typical anisotropically etched silicon pressure transducer die can be seen in (b).

peratures of 600°F, thanks to the presence of a silicon-dioxide layer between the diffused and the substrate silicon regions.

About a year ago, Conrac Corp.'s Systems-West division, Duarte, Calif., produced a high-temperature, high-accuracy sensor in which a silicon piezoresistive strain gauge is grown epitaxially on a sapphire diaphragm [*Electronics*, Nov. 22, 1979, p. 42]. The series 4720 transducer, which handles up to 1,000 psi and delivers up to 50 mV, can operate over a compensated-temperature range of -65° to +475°F. Conrac is another early pioneer in diffused semiconductor sensors.

Others like Bell & Howell Co.'s CEC division in Pasadena, Calif., use Pyrex diaphragms upon which the silicon piezoresistive strain gauge is mounted. The linearity and hysteresis performance thus obtained by CEC is better than for conventional stainless-steel-diaphragm silicon sensors.

Anisotropic etching can shape the silicon transducer so that the selected areas undergo maximum strain (Fig. 1). Endevco's Dynamic Instrument division, San Juan Capistrano, Calif., for example, has a patented etching method that produces an optimal combination of high sensitivity, high linearity, and high resonance in a silicon sensor.

Strength, too

The high reliability offered by silicon sensors appeals particularly to automotive manufacturers. Silicon is an extremely strong material and as a pressure-sensing element usually operates far below its maximum stress and strain levels, so that it has a long lifetime. The ratio of its Young's Modulus (a measure of strength) to its weight is higher than steel's. According to Donald Lynam, president of Foxboro/ICT, San Jose, Calif., his firm is manufacturing a silicon pressure sensor that is handling gravity forces of 100,000 g in a missile, forces that would wipe out any other pressure sensor, given the small size the application dictates.

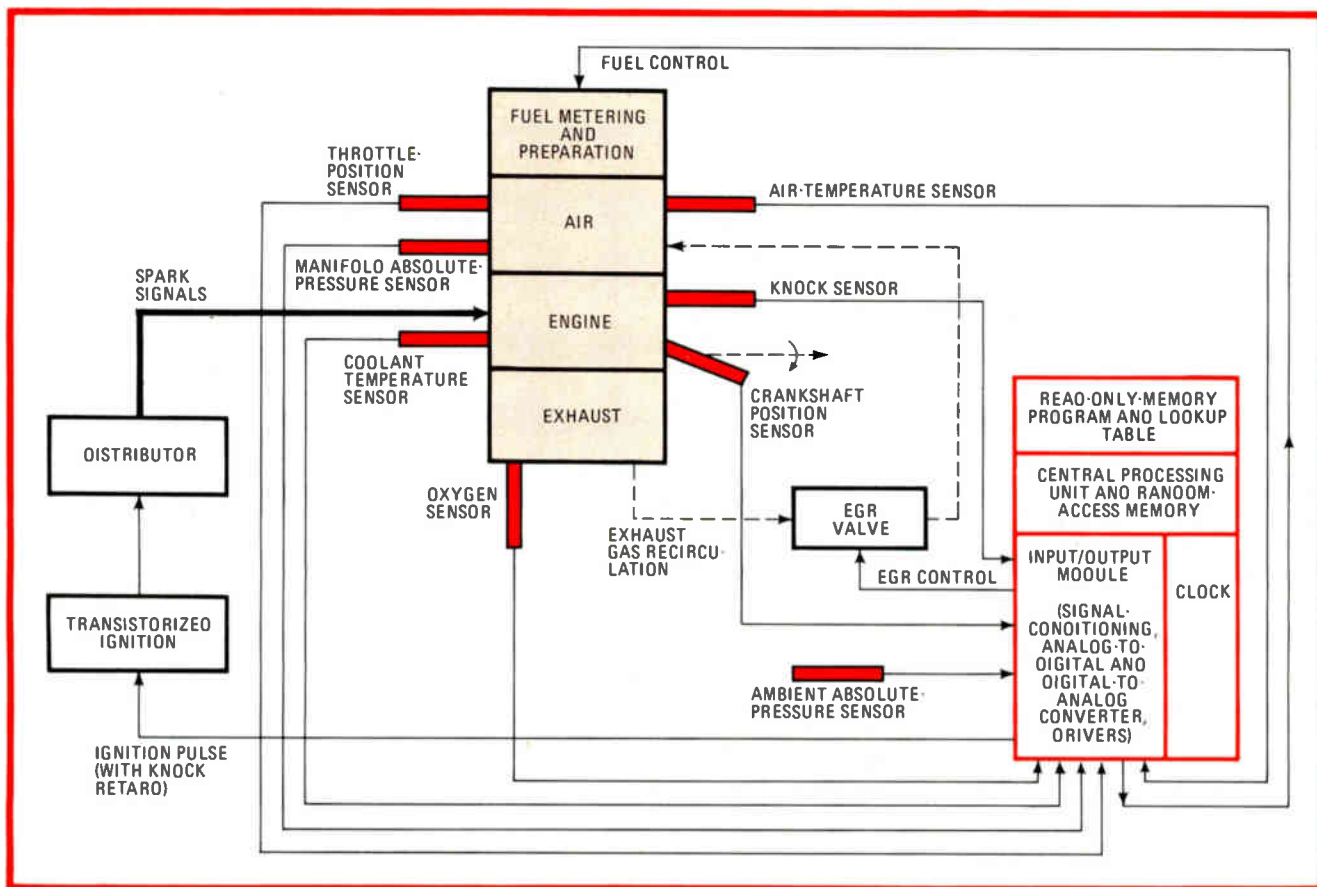
One major barrier to the wider acceptance of solid-state pressure sensors has been packaging. Virtually every application requires a different package. Thus it remained for a universal package to be developed before solid-state sensors could hope to cash in on broader markets. A fairly precise and stable silicon sensing chip has been relatively easy to make; but its useful properties were often compromised once it was placed within a package because of the interaction of chip and substrate it is mounted on. But this last problem, too, seems to have been largely solved by some manufacturers.

Automotive market produces a challenge

Over the last few years, several big semiconductor companies have had large programs with automobile manufacturers, part of which was to develop inexpensive solid-state pressure sensors. But not all of them managed to deliver the right degree of sensor precision at the right price. One result was that the Delco Electronics division of General Motors Corp., Kokomo, Ind., decided in 1979 to produce its own for sale to its parent company. It made nearly 1 million piezoresistive ion-implanted silicon strain gauges last year for 1980 vehicles and expects to produce some 5 million of them next year.

Despite this fact, some large semiconductor makers feel they can now supply low-cost sensors of sufficient precision and are ready to tackle that market anew. Providing a further incentive is the fact that microprocessor-based engine-control systems now in design may yet surface in future passenger automobiles (Fig. 2).¹ According to Frank Jaumot, Delco's director of advanced engineering, "we have to compete for General Motors' sensor business like anyone else, and if other manufacturers can come in at a better price for the same or better performance, they could conceivably get that business."

One possible competitor is Motorola Inc.'s Semiconductor Products Group, Phoenix, Ariz., which developed the X-ducer piezoresistive silicon strain-gauge transducer.



2. Control. Future automobiles may contain a microprocessor-based engine-control loop to replace conventional analog control loops. Yet to be decided is whether the controls will be organized as a set of federated loops, as slave loops, or as a single loop. (Source: IEEE.)

er [*Electronics*, Sept. 25, 1980, p. 44]. The breakthroughs in its design and packaging have allowed Motorola to peg the basic MPX100D chip's price at from \$2 to \$5, depending on quantity and performance.

The X-ducer produces a maximum output of 65 mV at 1 atmosphere of differential pressure when excited by a 3-volt dc source. A pressure range of 1 to 40 psi (differential and absolute) can be handled. Besides being free of hysteresis, the sensor has a worst-case repeatability of $\pm 1\%$ and a full-scale temperature coefficient of $-0.2\%/^{\circ}\text{C}$. Maximum zero-pressure offset is 35 mV, and sensitivity is $3.42 \text{ mV}/\text{in.}^2$.

Operating principle

The device is named for its key part—a single X-shaped p-type silicon element that operates on a shear-stress principle to produce its output voltage. Thus it has no need for the implanted resistors that form a Wheatstone bridge in conventional piezoresistive silicon pressure sensors. Furthermore, the chip is mounted in a chip-carrier Motorola developed that simplifies the product's testing by automatic testing equipment (Fig. 3).

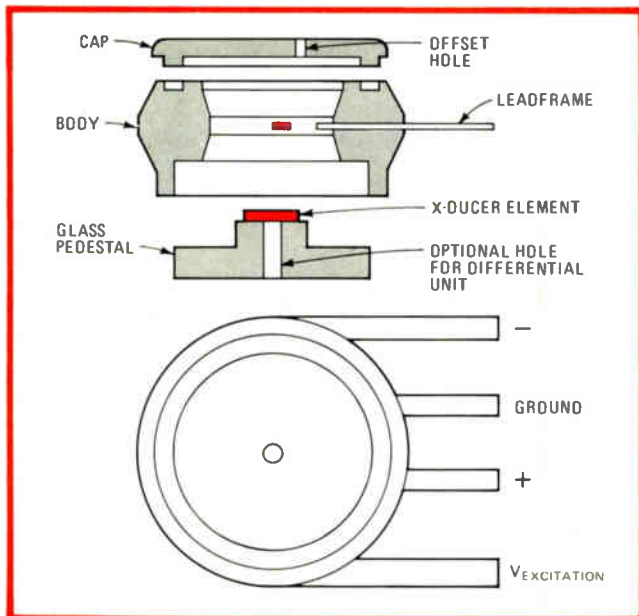
Available in an automotive housing as the MPX80MD, the modular product comes fully assembled, calibrated, and tested for interfacing with microprocessors—it contains signal-conditioning electronics to produce a 5-v dc maximum full-scale output. In other housings, the device can also be used for process-control and industrial applications. The basic chip approach

with a simple package that can be easily terminated to electrical and pressure signals is important, since it opens up the X-ducer's markets to a broader range of applications. Each of these different applications can use the basic chip package and either build upon it or modify it for best results.

During the mid-1970s, Honeywell Inc.'s Micro Switch division in Freeport, Ill., a leading maker of solid-state sensors, produced about 80,000 pressure sensors for Oldsmobile Toronado cars. Only a handful of them failed, and then only because of classical wire-bond openings. But with its IPT, its first integrated pressure sensor to have on-chip signal conditioning, Honeywell is aiming at medical and environmental control as well as the automotive markets.

The IPT (Fig. 4) advances the state of the art in pressure sensors. Pegged for sale at under \$10 in large volumes, the 0-to-15-psi (absolute) sensor delivers a full-scale output of 5 v dc and has a linearity of $\pm 1\%$ of full-scale output. As for other specifications, repeatability and hysteresis are $\pm 0.15\%$ of full-scale output, and its temperature coefficient is 125 parts per million per $^{\circ}\text{C}$. Null offset is 1 v dc.

In its 0.2-by-0.25-in. package, the IPT is the smallest of three piezoresistive silicon strain-gauge pressure transducers Honeywell Micro Switch has introduced over the last two years. According to Charles Hudson, director of technology for the Micro Switch division, that basic IPT package is universal enough to be modified



3. Basic. Because of its simplified construction (top) and packaging (bottom), the silicon pressure transducer from Motorola called the X-ducer should appeal to a broad range of users. The optional hole is normally not present in absolute-pressure sensors.

relatively easily to meet a variety of applications.

Honeywell Micro Switch is no newcomer to automotive position sensors, either. Chrysler Corp.'s Dodge Omni and Plymouth Horizon automobiles from the first included its Hall-effect integrated position-detection sensors in place of the conventional but more expensive and less reliable reluctance types in the distributors.

Motorola also plans to unveil Hall-effect sensors for automotive applications next year. The two devices will use two Hall elements, in place of the customary one, to sense the transition region between north and south magnetic fields. As a result, the devices have a well-defined square-wave output. Distributor, automotive crankshaft, and speed pickup applications are among their likely uses.

Level sensing on the rise

Monolithic devices for sensing solid, liquid, and gas levels are also proliferating. Together with microprocessor technology, monolithic—albeit multichip—systems are now available that can measure and control these levels as well as sense them.

For automotive liquid-level systems, for instance, Texas Instruments Inc. of Dallas has developed a sensing element (ST004) that fits into a probe (STS004-B). A

How big is the market?

Trying to size up the various markets for solid-state transducers is hard. Historical data is lacking because the devices are only just emerging in quantity to complement the steadily proliferating microprocessor system. Moreover, while many estimates of the overall market in transducers, including solid-state types, track each other closely, each seems tentative about some potential market segment or other. Most probably, then, actual figures are likely to exceed all present estimates.

Experts talk of an overall 1985 market of \$1 billion in transducers of all types. The automotive share in that is often put at between \$200 million and \$250 million. On that basis, many semiconductor manufacturers are deducing a huge solid-state transducer share, which also seems reasonable in the light of microprocessor growth.

One of the first detailed market studies performed on pressure sensors came out this year, entitled "The Pressure Transducer and Transmitter Industry: A Strategic Analysis," by Venture Development Corp., Wellesley, Mass. The study projects a 1984 U. S. market for pressure transducers/transmitters of \$576.8 million, and of that total, \$90 million will be diffused semiconductor transducers. These figures are up from 1978 totals of \$182.8 million and \$27.3 million, respectively. The study, considered a conservative one by most solid-state transducer manufacturers, estimates an annual average rate of growth of 22% for diffused semiconductor transducers, the predominant type of solid-state pressure sensors.

Yet it should be noted that the study does not include transducer production for passenger cars by the Delco Electronics division of General Motors Corp., for it views that as a captive market. However, Delco has indicated that it could conceivably lose that market to competitors, and many automotive and solid-state experts estimate that Delco's solid-state transducer production will reach

about 12 million units by the mid-1980s, at an average selling price of \$8 to \$10 each.

Despite the fact that semiconductor transducer manufacturers have not been totally successful in penetrating passenger automobiles, some feel there is more to the automotive market than just passenger cars. National's Zias feels that there are markets for solid-state sensors in trucks, buses, trains and off-road vehicles, markets that are not as price-sensitive as the one in passenger cars for a given level of performance precision.

Another often overlooked source of demand is consumer products. For instance, for a conventional home bathroom scale, where weight is translated into pressure that is displayed on a readout, a microprocessor and a digital readout is now available for only a few dollars. Noticeably missing, however, has been a suitably priced sensor. Recent solid-state pressure-sensor developments are about to change all this. Similarly, in dozens of other consumer appliances, from washing machines to toasters, a need exists for an inexpensive sensor to complement the inexpensive microprocessor electronics in use.

This picture can also be extended to other potentially large markets like automotive applications and machine tools, where any number of at least a dozen phenomena besides pressure need to be measured inexpensively.

Finally, the traditional performance-sensitive markets in process control, military/aerospace, and biomedical applications are bound to grow further as the many kinds of solid-state transducers gain greater recognition in the mass markets.

Undoubtedly, the biggest advantage solid-state transducers have over other types is that they can cash in on the learning-curve experience of integrated-circuit technology, making use of conventional IC processing techniques for truly low-cost devices.

companion printed-circuit board circuit (LLSM-1) is used for liquid-level monitoring. The heart of the sensing element is a tiny silicon chip 20 by 20 by 6 mils, with a lead wire connected to either face. Current passed through the chip changes as the resistance of the silicon changes in response to the temperature of the surrounding medium (liquid or air comes into contact with the chip through holes in the probe assembly). More heat is lost to a relatively dense medium, for example, like oil or water, than to a medium like air.

Texas Instruments is working on developing a control integrated circuit that could be used to interrogate this and several other liquid-level sensors and thus check the levels of motor oil, brake fluid, radiator coolant, power-steering-fluid, windshield washer fluid, transmission oil, and fuel more or less simultaneously. Such a configuration would amortize the control IC's cost over several sensors. Present control electronics for each sensor come in at about \$8 to \$10, according to Texas Instruments, whereas automotive users can afford only about \$1 to \$2 per sensor.

A two-element type


Texas Instruments has also developed a dual-element solid-state fluid-flow sensing system for automotive applications. Working on a principle similar to that of the hot-wire anemometer, it is said to be more rugged and offer higher resolution than the latter method. In addition, the system is specially suited to such uses as automotive fuel-line flow measurements because of the small size of the two solid-state sensors employed.

Both sensors are mounted in the pipe in which fluid or gas is to be sensed. One is a level sensor of the kind just described. The other, mounted upstream from it, is a temperature sensor that employs the spreading resistance concept. The two are connected to an external resistance bridge and maintained at a constant temperature differential, with either one of the sensors being at the temperature of the fluid or gas in the pipe, and thus providing a reference point. Flow transfer rate can be determined by the heat-transfer rate of the hotter of the two silicon elements.

At National Semiconductor Corp.'s transducer operation, Sunnyvale, Calif., a two-pronged exploration effort is under way for making solid-state sensors for low rates of liquid flow (gallons/hour) and gas flow (cubic feet/hour). One involves variable-capacitance transduction and the other is a variation of the piezoresistive silicon strain-gauge principle used in pressure sensors. Both principles will be implemented with the standard processing steps employed to make such piezoresistive pressure transducers, of which National is a leading manufacturer.

Industrial applications ahead

"Nearly one-half of all U. S. manufacturing employs pneumatic and hydraulic lines, since they use less energy than electrically controlled valves do," explains Foxboro/ICT's Lynam. "As a result, solid-state pressure sensors can now make possible computer control of such lines and many process-control firms are buying our sensors for such purposes."



4. Integrated. Honeywell Microswitch's IPT (for integrated pressure transducer) measures a mere 0.2 by 0.25 inch and houses signal-conditioning circuitry as well as a silicon pressure transducer. The 15-psi sensor delivers a 5-volt dc signal within $\pm 1\%$ linearity.

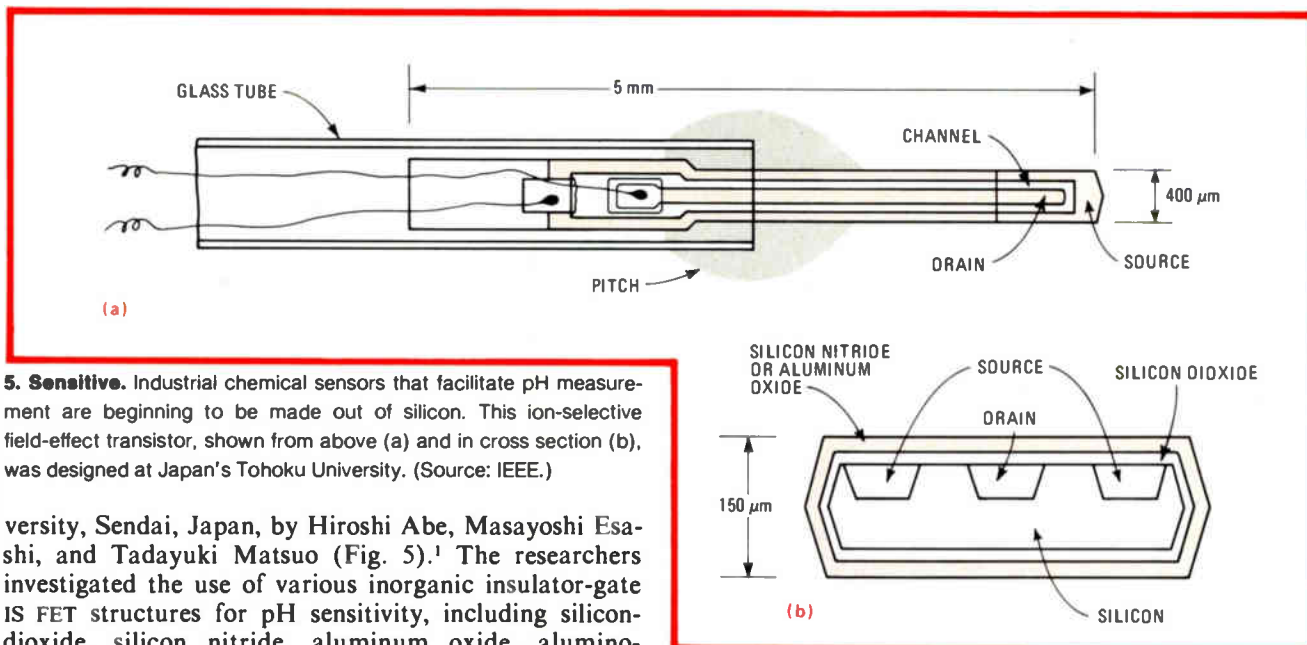
In hydraulic servo-loop machine-tool controls, for instance, pressure sensors can now be implemented to increase the machine tool's throughputs. As for industrial robots, there has always been a need for small and inexpensive solid-state sensors to give greater scope to the robots' intelligence.

National Semiconductor's transducer business manager, Art Zias, notes, too, that the solid-state transducer's inherently long lifetime of several years is an advantage for machine-tool applications, where a tremendous number of repetitive machine operations involving much banging and shock translate into relatively short conventional sensor lifetimes, on the order of 1 month and less.

Before process-control and machine-tool applications for monolithic sensors begin to take off, however, the sensor manufacturers must develop basic devices that can be applied more universally to such applications. No two process-control and machine-tool applications are alike, with each requiring a specific type of sensor within a control system. Even the microprocessor compatibility of sensors has a long way to go, since few solid-state sensors on the market produce microprocessor-compatible outputs, at least not directly. Another problem is that traditional control-system manufacturers are unaccustomed to microprocessor-based electronic systems and therefore require more help in integrating electronics in their systems.

In a relatively new industrial application, chemical-sensing silicon transducers are being developed to sense ionic concentrations and to facilitate pH measurements. These ion-selective field-effect transistors, or IS FETs, are manufactured with inorganic gate films. Each is composed of a conventional ion-selective electrode and a metal-insulator-semiconductor FET, or MIS FET. Each operates in a similar manner to the conventional MIS FET. The metal-gate electrode, however, is removed to expose the device's insulator layer to the solution it measures for pH content.

One such device has been developed at Tohoku Uni-



5. Sensitive. Industrial chemical sensors that facilitate pH measurement are beginning to be made out of silicon. This ion-selective field-effect transistor, shown from above (a) and in cross section (b), was designed at Japan's Tohoku University. (Source: IEEE.)

versity, Sendai, Japan, by Hiroshi Abe, Masayoshi Esashi, and Tadayuki Matsuo (Fig. 5).¹ The researchers investigated the use of various inorganic insulator-gate ISFET structures for pH sensitivity, including silicon-dioxide, silicon nitride, aluminum oxide, aluminosilicate, and sodium-alumino-silicate gate dielectrics. The most suitable and practical material for pH measurements turned out to be aluminum oxide.

Another chemical sensor

Similar work is going on at the Moore School of Electrical Engineering of the University of Pennsylvania in Philadelphia. There researchers have designed and built a chemically sensitive semiconductor device that operates like a gate-controlled diode. Their ion-controlled diode (ICD) is being proposed as an alternative to the ISFET, the latter having long-term drift problems that make it unsuitable for multiple-electrode structures. The ICD works on the principle that gate-controlled diodes become transit-time-limited at high frequencies (that is, carriers moving in the inversion layer of the gate-controlled diode cannot remain in phase with the applied gate potential at high frequencies). Because of this limitation, the ICD's substrate source admittance becomes dispersive, allowing it to be used for the measurement of gate-voltage (and hence ionic-concentration) variations.

Both piezoresistive and piezoelectric silicon accelerometers are finding use in a wide variety of applications, particularly military ones. In the development, testing and monitoring of machinery and various structures, for example, a silicon accelerometer's wide frequency and amplitude-response bandwidths, as well as its small size, light weight, ease of use, and ease of installation are advantages in the measurement of shock and vibration over conventional accelerometers.

One of the most advanced silicon accelerometer designs was perfected by the Signetics Corp., Sunnyvale, Calif., jointly with the Diac Corp., also of Sunnyvale, for an inertial-guidance system. The work was performed under contract to Wright-Patterson Air Force Base in Dayton, Ohio.

The piezoresistive accelerometer is made of a folded cantilever beam spring and is etched anisotropically for accurate control of its shape. Since silicon has a very

high temperature coefficient of resistance, which increases with increasing temperatures, the accelerometer was packaged in a controlled 125°C environment using self-regulating heaters.

A solid-state cantilever-type accelerometer at least two orders of magnitude smaller in area than other solid-state accelerometers has been developed by a researcher at International Business Machines Corp.'s San Jose, Calif., facility (Fig. 6). Kurt Petersen will describe it at this year's International Electron Devices Meeting in Washington, D. C.

Using on-chip detection circuitry and measuring 24 mils to a side, the sensor/detector chip operates by a capacitance variation of 40 attofarads/g caused by the cantilever beam's motion due to acceleration forces. These variations are sensed by the detection circuitry whose sensitivity of 2 mV/g allows it to detect values as low as 10 attofarads.

Measuring acceleration as well

Of all of the phenomena silicon sensors are capable of measuring, none is more pervasive and less amenable to categorization than temperature. Over the last few years, semiconductor companies have been developing silicon diode temperature sensors. As low-cost devices offering high accuracy, linearity, and stability, silicon temperature sensors afford a combination of features not normally present in alternative thermocouple, resistance temperature detector, thermistor, spreading-resistance sensor, and thyristor temperature switch methods. Moreover, in some applications, both pressure and temperature sensing can be implemented on the same piece of silicon, with no additional cost.

Silicon's positive temperature coefficient is only useful up to about 250°C, however, beyond which it cannot function as a linear device. Some like Texas Instruments are investigating the use of chromium-doped gallium arsenide for temperature sensing up to 500°C, using the material's negative temperature characteristics. GaAs,

GENERAL PRESSURE AND TEMPERATURE-SENSING TECHNIQUES

Transduction method	Principle of operation	Range	Approximate accuracy error	Advantages	Disadvantages
Pressure					
Capacitive	Deflections of pressure diaphragm acting as one plate of a parallel-plate capacitor cause capacitance changes	0.01 – 200 psi	0.05 %	high accuracy and sensitivity; ruggedness; temperature insensitivity	high cost; unsuitability for high pressure
Inductive	Deflections of pressure diaphragm or Bourdon tube cause inductance changes in inductance bridge or differential transformer	0.04 – 10,000 psi	0.5 %	high outputs; wide pressure range	instability with temperature; susceptibility to shock and vibration
Piezoelectric	Pressure on a quartz or Rochelle-salt crystal produces an electrostatic voltage across it	0.1 – 10,000 psi	1 %	no need for excitation; wide pressure, frequency-response, and temperature ranges	low output and accuracy; instability
Piezoresistive (strain gauges)	Pressure-induced strain in sensing element causes resistance change in gauges	0.5 – 10,000 psi	0.25 – 0.5 %	high sensitivity, low hysteresis and cost (semiconductor types); ruggedness; wide temperature range	low output; temperature sensitivity
Temperature					
Thermoelectric (thermocouples)	Electromotive force is generated at the junction of two dissimilar metals, each at a different temperature	-200° – +2,000°C	1 – 5 %	wide temperature range; high temperatures	low output, accuracy, and sensitivity; instability; high cost
Resistance (thermistors, resistance-temperature detectors)	Resistance changes because of temperature, in metal oxides or metallic conductors	-100° – +400°C (thermistors) -273° – +850°C (RTDs)	1 – 10 % (thermistors) 0.01 – 0.1 % (RTDs)	(thermistors) high output and sensitivity; low cost (RTDs) high accuracy, stability, and linearity; wide temperature range	(thermistors) non-linearity; small temperature range (RTDs) high cost; long thermal time constant
Semiconductor diode	Base-emitter voltage of a forward-biased diode changes with temperature	-55° – +200°C	0.1 – 1 %	high accuracy, stability and linearity; low cost	low output; limited upper-temperature range

however, is difficult to dope, and its behavior is also hard to predict over time and temperature variations.

Silicon temperature sensors offering accuracies on the order of $\pm 1^\circ\text{C}$ are now available. Motorola offers its MTS102, 103, and 105 series of silicon sensors with matching to within $\pm 2^\circ\text{C}$ and output linearity to within $\pm 1\%$. Designed for use in automotive and consumer as well as industrial systems, they do not require the tedious and time-consuming recalibration procedures other temperature sensors demand and are available in plastic TO-92 cases. The three devices offer accuracies of

$\pm 2.0^\circ$, $\pm 3.0^\circ$, and $\pm 5.0^\circ\text{C}$ over an operating range of -40° to $+150^\circ\text{C}$ and are priced at \$1.25, \$0.85, and \$0.50, respectively, for quantities of 30 to 99.

An indication of the high linearity of silicon temperature sensors is the 400 mV of change the MTS devices produce over that -40° to $+150^\circ\text{C}$ range. Over the same range, in contrast, a type K Chromel-Alumel thermocouple produces a less-than-10-mV change, which is harder to amplify accurately and is also more susceptible to noise.

A recent entrant in the silicon temperature business is

Pressure-sensing fundamentals

Pressure, expressed as force per unit area (as in pounds per square inch) has historically been measured by applying stress to one side of a thin-walled mechanical structure. A different pressure on the other side of the structure causes it to deflect, and the deflection is translated into an electrical signal by capacitive, inductive, piezoelectric, or piezoresistive changes. In formal terms:

□ Absolute pressure (psia) is a measure of the pressure present on one side of the transducer's thin structure, with the other side at vacuum or 0 pounds per square inch.

□ Atmospheric or gauge pressure (psig) is a measure of the pressure present on one side of the transducer's thin structure, with the other side exposed to local atmospheric pressure of 14.7 psi.

□ Differential pressure (psid) is a measure of the pressure difference between both sides of a transducer's thin structure, with each side exposed to a different pressure level.

Pressure is commonly sensed piezoresistively. The most usual type of piezoresistive pressure transducer is the strain-gauge transducer, which includes unbonded wire, bonded foil, bonded semiconductor-bar, thin-film, and diffused semiconductor types. Most strain-gauge pressure transducers employ diaphragm sensing structures with active strain elements either on the diaphragm or on a beam that is actuated by the diaphragm.

The active strain elements are generally connected in a Wheatstone bridge arrangement that allows the measurement of resistance changes caused by applied-pressure changes, when an excitation potential is applied to the circuit.

Though the strain-gauge principle in various metals has been well known for decades, it was not until 1954 that Charles Smith of Bell Laboratories came across the piezoresistive effect in silicon and germanium. It was discovered that, as a strain element, silicon has many advantages over conventional strain-gauge transducers because of its excellent mechanical properties. These included a high gauge factor (sensitivity), nearly hysteresis-free behavior (repeated stress of the silicon does not prevent it from returning to its original form), accuracy, stability, and the inherently long life of a semiconductor material.

During the middle to late 1950s, many transducer firms made (and some still make) solid-state transducers, employing silicon bars as the strain elements. These were attached to a stress-sensitive metal diaphragm by an adhesive bond. This bonding, however, degraded the silicon's mechanical properties through creepage and hysteresis, resulting in transducers hardly more accurate than the adhesive material used. Furthermore, during this same period of time, the need for solid-state transducers was limited to specialized markets, leaving their design and manufacture to the smaller solid-state houses.

By the early to middle 1960s, the need for an extremely small high-performance sensor for wind-tunnel and jet-engine aerospace applications led to the development of the diffused silicon strain-gauge pressure transducer. In such a device, a p-type silicon material acting as the strain element is diffused into an n-type bulk silicon substrate. This type predominates among all solid-state pressure transducers today.

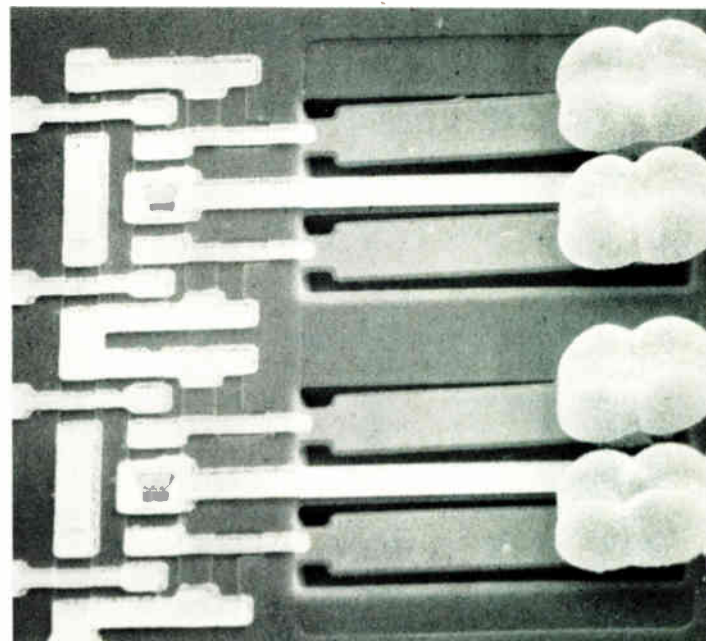
Intersil Inc., Cupertino, Calif. The firm has been offering the AD590 sensor as a second source to the AD590 temperature sensor made by Analog Devices Inc. of Norwood, Mass. Intersil's AD590, like the Analog Devices' unit, is available in TO-52 cans offering an output of 1 microvolt per Kelvin, an output that varies linearly with absolute temperature. It comes in two versions: the AD590IH with 3°C linearity and priced at \$1.65 (100-piece quantities) and the AD590MH with 0.3°C linearity and priced at \$17.95 (also in lots of 100). Both feature 0.5°C resolution over an operating range of -55° to +150°C.

Coming soon

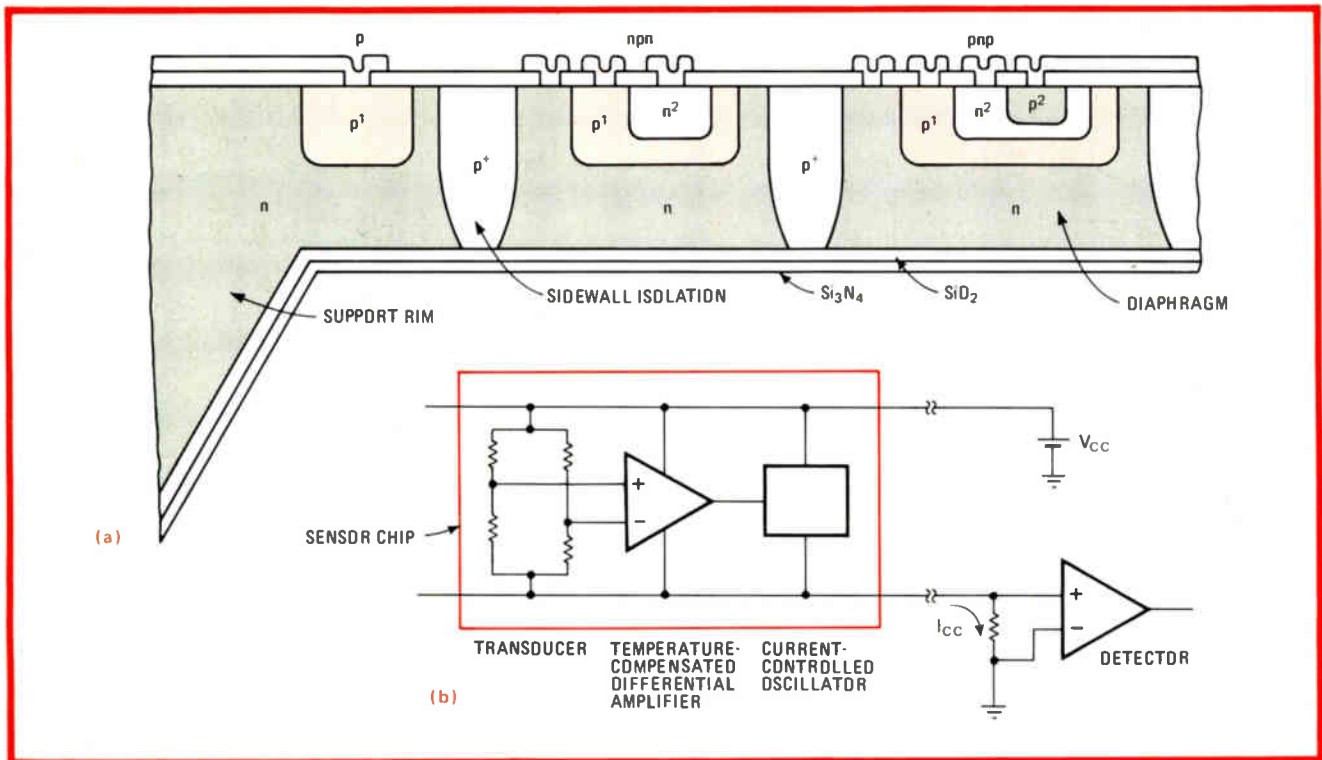
Intersil will shortly unveil its ICL8073 and ICL8074 silicon temperature sensors, also in TO-52 cans, with outputs of 1 microampere per °C and 1 $\mu\text{A}/^\circ\text{F}$, respectively. Both devices operate over -55° to +125°C, need no trimming, and can be interfaced with all of the company's analog-to-digital converters. The former will be offered in 0.5°, 1°, and 2°C accuracy versions at 0.1°C resolution. The latter will be offered in 1°, 2°, and 4°F versions at 0.2°F resolution. Approximate pricing for both will be \$2.45 each (again in 100-unit quantities).

Another important vendor of silicon temperature sen-

sors is Kulite Semiconductor Products. Its STQ and STH series of diffused silicon temperature sensors offer a wide operating range of -46° to +177°C and a high output in a tiny package 0.2 by 0.2 by 0.0625 in. Each has a Wheatstone bridge configuration, with the former offering an output of 0.5 mV/V/°F at $\pm 0.75\%$ linearity of full scale, and the latter offering a higher output of



6. Miniature. This tiny silicon accelerometer, made by IBM Corp., is at least two orders of magnitude smaller in area than other solid-state accelerometers. The cantilever-beam unit has on-chip detection electronics, yet its dimensions are a mere 24 mils on a side.



7. Integrated. University of Michigan and Air Force researchers have used the triple-diffused bipolar structure in (a) to cram both a silicon pressure-sensor and signal-conditioning electronics (b) into a die that measures less than 1.2 mm on a side. (Source: IEEE.)

1.5 mV/V/°F at the expense of less linearity— $\pm 2.0\%$ of full scale. Single-quantity pricing is set at \$75 and \$85, respectively.

Biomedical applications of solid-state transducers range from the highly commercial to the highly esoteric. One recent fallout of inexpensive solid-state sensors is their use in “do-it-yourself” sphygmomanometers, or blood-pressure machines. Sensors in series like National Semiconductor’s LX0503, which takes absolute pressure readings, and the LX0603, which takes differential pressure readings, are suitable for such an application. They are inexpensive enough, selling from about \$20 each in 100-lot quantities, and are capable of measuring pressures up to 30 psi.

Meanwhile, in leading academic and industrial laboratories, researchers are putting solid-state transducers to work in implantable electronic packages. Such sensors are being developed to measure intracranial pressure for neurosurgical applications, intrauterine pressure for obstetrical applications, air pressure for respiratory applications, blood pressure for intensive-care and surgical applications, and even air and liquid pressures in urinary and abdominal cavities to aid in the diagnosis of diseases in those regions.

Deaf aid

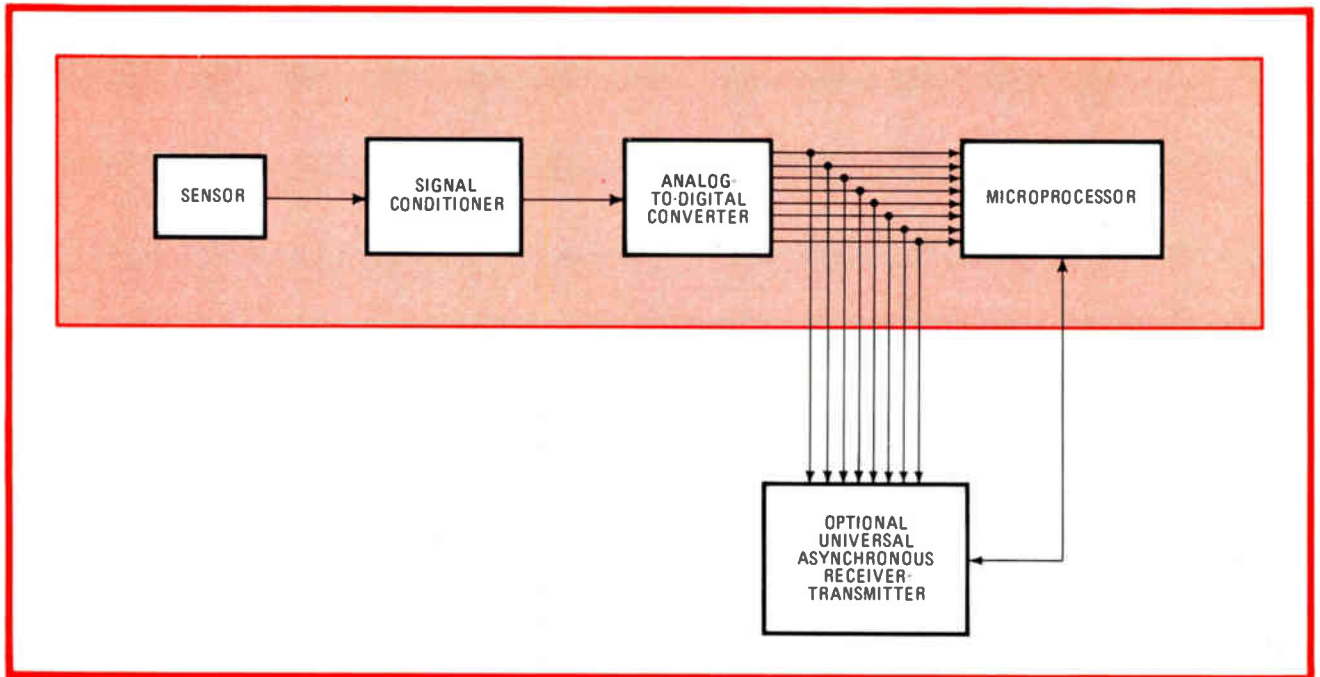
Some of the more interesting developments out of the Stanford Electronics Laboratory of Stanford University in California include an eight-channel implantable tantalum-on-sapphire multielectrode array, used to help turn acoustic signals into electrical stimulation of the auditory nerves for those hard of hearing and deaf. The monolithic array acts as the interface between the

human nervous system and other implantable auditory electronic circuits.

Yet another biomedical development is a silicon pressure sensor for implantable applications and containing signal-conditioning electronics on the same 24-by-24-mil chip (Fig. 7).¹ Developed by John Borky of the Air Force’s Institute of Technology at Wright-Patterson Air Force Base and by Kensall Wise of the University of Michigan, Ann Arbor, the second-generation design has a resolution of 1 millimeter of mercury (1 mm of mercury = 0.49115 psi at 0°C). Its linearity is within 1% over a pressure range of 0 to 250 mm of mercury. The sensor and its associated signal-conditioning circuitry require no external components and can be accessed through a pair of external leads. Several of them can be threaded through a catheter having a diameter of less than 1.5 mm. The sensor output is a temperature-compensated frequency-modulated signal that acts as the analog of the applied pressure.

An environmental application

Also at the Stanford Electronics Laboratory, Stephen Terry, John Jerman, and James Angell have succeeded in using the principles of gas chromatography to produce a silicon sensor for the analysis of gaseous samples. The sensor consists of a sample injection valve and a 1.5-meter-long separating capillary column, fabricated photolithographically and chemically etched in a spiral on a silicon substrate. The entire system can thus fit into a jacket pocket. Angell, professor and associate chairman of Stanford’s department of electrical engineering, notes that the speed of a gas chromatograph’s response in analyzing a gas is roughly dependent on the ratio of the



8. Intelligence. In upward integration of an intelligent sensor, signal conditioning, a-d conversion, and microprocessor circuits are added. A universal asynchronous receiver-transmitter can also optionally connect separate a-d converter and microprocessor circuits.

capillary column's volume to its area. He and his colleagues therefore etched onto the silicon wafer a long spiral groove and sealed it hermetically with a Pyrex glass cover, creating a roughly rectangular 1.5-m-long gas channel, with a typical width and depth of 200 and 30 micrometers, respectively.

Conventional gas chromatographs of equivalent capability are roughly the size of a desk. Moreover, the Stanford device has an analysis response time of approximately 3 to 4 seconds versus about 2 minutes for conventional ones. "This is an exciting development," explains Angell. "Eventually, it will reach the point where people working in hazardous-air environments can wear it on their shirt lapels to detect dangerous gases nearly instantly." Another obvious application is as an automotive exhaust analyzer for detecting the presence of gaseous pollutants.

Intelligent sensors to follow

Although the monolithic sensor is at present considered an external device when it comes to microprocessor-based circuits, this may not always remain the case. Particularly with the emphasis on developing sensors that interface with microprocessors, designers are giving much thought to the idea of an intelligent sensor, one with a central processing unit on the same piece of silicon.

Integrating the sensor and the microprocessor on the same silicon chip can, however, offer either benefits or disadvantages, depending on the application. Explains Larry Rehn, sensor development engineer for Texas Instruments' Electronic Devices division in Dallas: "The point one is sensing may not always be environmentally suitable for the microprocessor. It might be so hot, humid, or caustic that putting the microprocessor in the same location as the sensor would prove impractical. On

the other hand, separating the sensor from the microprocessor, particularly through lengthy transmission lines, invites noise problems for low-level signals. It all depends on the application." TI is one of many firms with intelligent-sensor programs.

For many original-equipment manufacturers, the availability of other electronic circuits within their equipment often precludes the need for an intelligent sensor. Such users can generally use a basic sensing device and perform signal conditioning and other functions with the equipment's available electronic circuits.

The major elements to be considered in the upward integration of a sensor are the signal-conditioning electronics, the a-d converter, and the microprocessor. A universal asynchronous receiver/transmitter for interfacing a microprocessor with the output of an a-d converter at a different location is another element (Fig. 8). But for the moment, most sensor manufacturers are concentrating on the next stage—that of implementing signal-conditioning electronics on the same chip as the sensor or within the same package housing the sensor.

One factor that mitigates against too much upward integration of the sensor chip is cost. Unless a market can be found that is extremely large, further integration of a sensor chip like adding an a-d converter and a microprocessor makes the device more specialized and defeats its low-cost advantages. Nevertheless, some research is under way to integrate sensors and microprocessors, with large consumer markets like appliances, cameras, biomedical instrumentation, and automobiles providing the incentive. □

References

1. The Institute of Electrical and Electronics Engineers' Transactions on Electron Devices, December 1979, a special issue on solid-state sensors, actuators, and interface electronics. Figures labeled "Source: IEEE" are taken from this volume.

Reprints of this special report will be available for \$3.00 each. Write to Electronics Reprint Dept., P. O. Box 669, Hightstown, N. J. 08520. Copyright 1980, McGraw-Hill Inc.

Digital multimeter satisfies bench and systems needs

6½-digit unit chooses JFETs over relays, uses special converter and a single processor chip to provide generic features for less

by Thomas J. DeSantis, *Keithley Instruments Inc., Cleveland, Ohio*

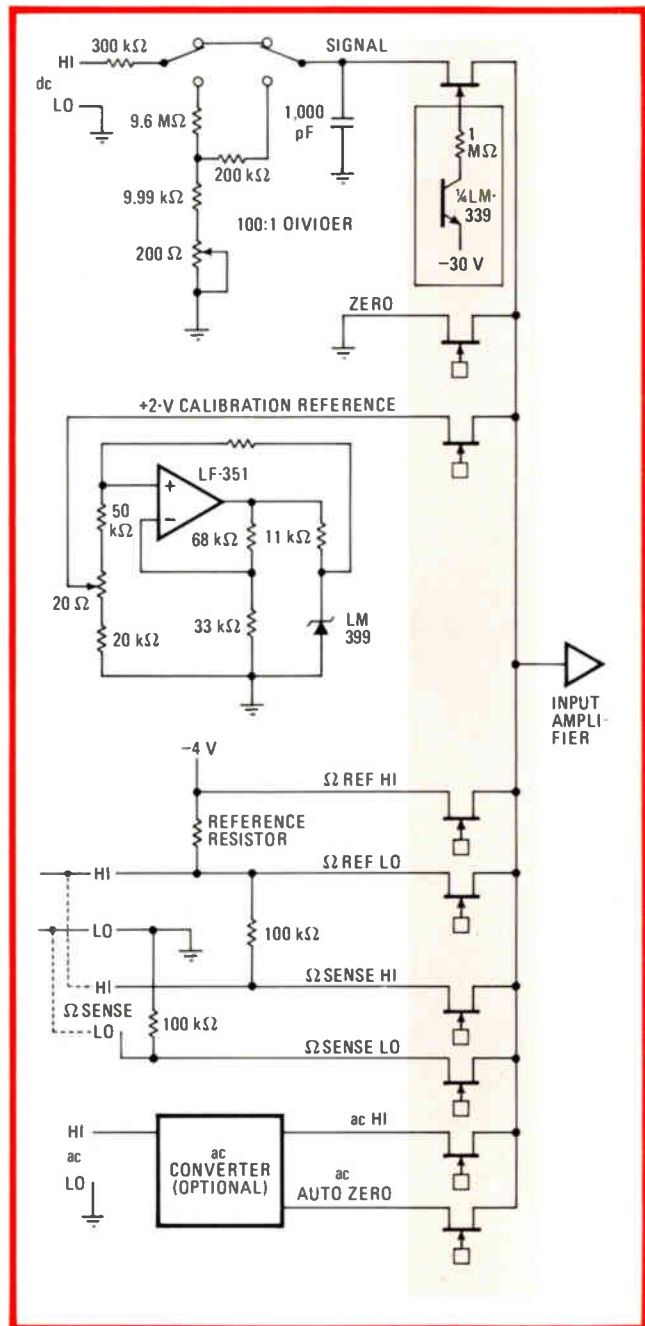
□ Common sense and creativity combine in the design of the 192 digital multimeter, which focuses in on the engineer's real needs and finds ingenious ways of minimizing the cost of meeting them. A 6½-digit meter, it has all the essential capabilities of an instrument costing \$3,000 or more. Yet in its bench configuration it sells for under \$1,000 and in its system configuration for under \$1,400. The instrument has a basic accuracy of 0.005%.

Some other bench DMMs claim system features yet can take only 2.5 readings per second. In contrast, the DMM 192 can provide 8 per second on the bench and up to 35 per second in a system and can store up to 100 readings in a buffer while the system controller is busy elsewhere. Nor has analog performance been sacrificed to flashy features.

With the optional IEEE-488 interface, the 192's ability to detect changes of 0.5 part per million and to measure 20 volts while keeping input impedance at 1 gigohm makes it particularly useful in a semiconductor measurement system. So does its ability to take and store 35 5½-digit readings per second or to provide a triggered reading output in 27 milliseconds. Then, too, by giving access to each of the three signal-conditioning circuits through its separate dc, four-terminal-ohms, and optional ac ports, the system designer can reduce the amount and cost of external switching needed to present measurement signals.

On the bench, the 192 can be programmed from the front panel using a shift key and one of eight other buttons. One button allows the user to choose 5½- or 6½-digit readings and a second button adds extra digital filtering. There are three buttons for often used mathematical programs such as scaling ($Y = sX + b$), percentage deviation, and minimum or maximum input determination. A different button sets the meter to compare a reading to user-entered high and low values and display a simple HI, LO, or PASS, a feature that makes the unit an excellent low-cost acceptance tester. (Rear panel relay outputs let the 192 signal an automated handler without an additional controller.) Further, another button turns the 192 into a data logger, storing up to 100

1. Low-noise, low-cost multiplexing. Accurately switching the desired signal from the signal-conditioning circuitry (left side) to the input amplifier (right side) is the work of inexpensive n-channel JFETs (tinted). Their gate-to-channel leakage is less than 1 pA.



readings at one of nine reading rates ranging from the maximum 8-per-second bench rate to its 1-per-hour minimum.

In providing these capabilities, the experience gained in the design of the 191 5½-digit bench DMM was particularly valuable. The analog-to-digital converter first used in that unit was modified and the input multiplexer and amplifier redesigned. But the 192 is more than just a revised 191, for its exploitation of its 6808 microprocessor makes it a true systems meter as well as extremely versatile on the bench.

Converter savings

Instruments with performance comparable to the 192's usually employ a successive-approximation analog-to-digital converter in which the unknown input is compared with accurately known binary fractions of its full-scale input capacity.

While such a converter is fast, it has several disadvantages. It requires precision parts like resistors that drive costs up. It needs an analog filter to eliminate line pickup, and this increases an instrument's settling time as well as adding to its cost. The converter also requires as many as 15 calibration adjustments, which make it more costly to maintain.

The 192 therefore uses a charge-balance-single-slope (CB-SS) converter like the one first used in the 191 (see "Low-cost a-d conversion," opposite). However, the 192 converter gives faster results by being run for a shorter, line-frequency-dependent interval. Further, its front end (the transconductance amplifier) has been modified to permit higher input for greater resolution.

Unlike the successive-approximation converter, the CB-SS converter integrates over a period that inherently minimizes line pickup. This eliminates both the cost of the line-noise filter and its braking effect on converter speed. Furthermore, because the converter employs a microprocessor to calculate the final reading, it need function only in a highly linear manner with short-term repeatability, not with absolute accuracy. The result is that it needs only a few relatively inexpensive components and just one precision part.

As in the 191, the input circuitry before the 192's converter consists of a multiplexer (to deliver the multiple analog components of each measurement) and an input amplifier. But since readings are being taken with higher resolution and higher input impedance at 20 v in the 192, the input multiplexer and amplifier had to be redesigned.

Measurement sensitivity demanded multiplexing switches, with low noise and low thermal voltages (less than 1 microvolt), that would not contribute significantly to the input current. Relays capable of doing the job would have proven both expensive and, considering the duty cycle imposed by the scheme, unreliable over an extended period of time.

The recent availability of high-quality n-channel junction field-effect transistors provides a cost-effective answer to the multiplexing problem (Fig. 1). The devices have low-thermal copper leads and inherently low noise. With gate-to-source voltages of 50 v, leakage is insignificant, less than 1 picoampere. Although their 10-kilohm

on-resistance is relatively high, it is not a problem since current through the JFETs is typically less than 25 pA.

The low-current aspect of the FET ensures that the voltages needed to calculate a reading are precisely presented to the high-impedance input amplifier. A dc voltage measurement, for example, relies on the performance of the top three FETs shown in Fig. 1.

In taking a dc reading on the bench, the voltage seen at the high dc voltage input terminal is switched by the associated FET to the isolating input amplifier. Thereupon the amplifier passes the voltage to the converter, which digitizes it and passes it on to the processor which stores it. Next, the zero input set is turned on and a zero input is processed and stored in the same way. Then the output of the 2-v reference circuit, which is used to correlate the reading, is processed and stored, and finally, another zero input is similarly processed. When all four inputs have been obtained, the processor retrieves them, calculates a reading, and displays it.

In system operation, a dc voltage reading is obtained in a slightly different manner to get faster results. In the one-shot mode, the meter continuously multiplexes, digitizes, and stores zero and calibration inputs until a measurement trigger signal is received. When that happens, the dc voltage HI FET is turned on and the input from the high terminal is digitized. The processor can then produce a reading much faster than it would using the bench method.

For a resistance reading, four inputs are required so that the 192 can obtain a reading by means of a ratio-metric technique, in which the voltage drop created by a current through a known resistance is compared to that created by the same current passing through an unknown resistance. Each of the four FETs associated with the resistance measurement inputs (Fig. 1) are turned on for one line cycle, and the resultant voltages they present are digitized. The processor employs the inputs from the top two resistance FETs to calculate the voltage drop across the known resistor and those from the bottom two to calculate that for the unknown resistor. Using the value of the reference resistor, the processor then calculates a resistance reading.

When only two input terminals are used to take a measurement, the voltage drop across the unknown resistor is sensed through 100-kΩ resistors. But since the current flowing in the input line is negligible, those resistors also contribute negligibly to measurement uncertainty. If a four-terminal measurement is made, the sense leads are connected directly to the unknown resistor and the voltage drop across it is sensed without the error due to lead resistance.

The right fit

The FETs are capable of directly switching up to 20 v to the input amplifier without attenuation. Thus, if the input amplifier can handle 20 v, it is possible to let the circuit under test see the amplifier's high input impedance in the 20-v range.

Designing such an input amplifier was not a trivial task. It had to provide an output swing of 40 v (± 20 v), yet work with a low input current of less than 25 pA. It also needed less than 3 μV of noise and less than 10 ppm

Low-cost a-d conversion

Because of the way it is designed to operate, the charge-balance-single-slope converter avoids the need for precision parts. It begins operation when the input amplifier's output is fed to the converter's transconductance amplifier, or g-amp. The g-amp converts the bipolar voltage supplied by the input amp into a unipolar current. The use of a unipolar current is possible because the polarity of the input is determined during calculation of the reading. Since the input, zero, and calibration signals all pass through the g-amp, its gain need not be precisely fixed, only linear and noise-free.

The output of the g-amp is gated to the integrator by a current switch (charge balance enable) for a known integration period. The output of the integrator is allowed to ramp up to approximately 2 volts, at which point a constant current opposing the g-amp current is switched in so as to balance part of the charge on the integrating capacitor. After precisely 2 microseconds, this current is switched off and the integrator output again ramps up until it reaches 2 V.

This cycle of ramp up and charge balance is repeated until the end of the integration cycle, with a pulse being generated each time the balancing current is turned on. Since the number of pulses that are generated is proportional to the rate of rise of the integrator output, it is also

proportional to the value of the input voltage.

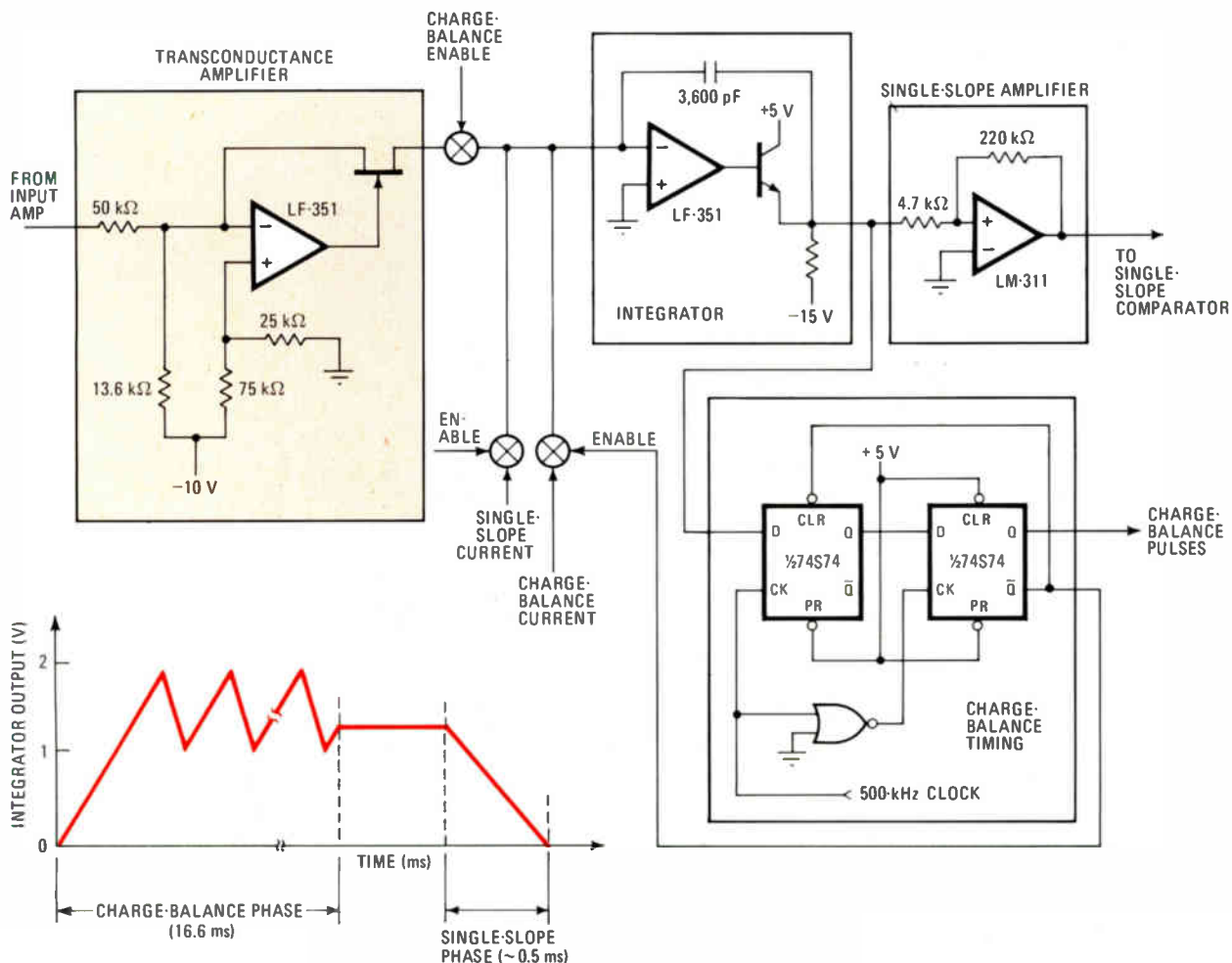
If this charge balancing is performed for one line cycle (16.6 ms), only 4,000 counts can be generated at maximum, insufficient to provide high resolution. However, at the end of this period, a charge is left on the integrating capacitor. Quantizing this charge extends the resolution.

During this second, single-slope phase, a current $1/128$ that used in the charge-balance phase is applied to the integrating capacitor to remove the remaining charge. The time it takes to remove that charge is measured with a 4-MHz clock. Since both phases quantize charge by applying current for a known time, it can be shown that the quantized values are related by the equation $O_{cc} = 1,024 Q_{ss}$. Thus multiplying the charge-balance count by 1,024 and adding the single-slope count provides a count capable of giving $6\frac{1}{2}$ -digit resolution.

To obtain a reading in dc volts, for instance, three values must be digitized by the converter: the input high (signal), the input low (zero), and a 2-V internal reference (cal). The output of the converter for each of these inputs is plugged into the equation:

$$\text{Reading} = 2(\text{signal} - \text{zero}) / (\text{cal} - \text{zero})$$

by the microprocessor to calculate a reading. The factor of two compensates for the use of a 2-V reference.



CONVERSION CODES FOR IEEE-488 OPERATION

Code	Type of conversion	Time from trigger to first byte out (ms)
S0	4½-digit, 4-ms integration	27
S1	5½-digit, line-cycle integration	39
S2	6½-digit, line-cycle integration with filter 1	320
S3	5½-digit, line-cycle integration with filter 2	1,120
S4	6½-digit, line-cycle integration with filter 3	1,120
S5	5½-digit, 100-ms integration	136
S6	6½-digit, 100-ms integration with filter 1	1,240
S7	6½-digit, 100-ms integration with filter 2	2,900
S8	6½-digit, 100-ms integration with filter 3	2,900

to compute a valid reading. First the input signal is digitized, after allowing a short delay while the input RC network settles, after which a zero measurement is made with the amplifier input switched to low. The precision 2-V reference is next digitized, followed by the input switched to low again. The time needed to execute each of these four phases is approximately 25 ms. Allowing 25 ms for the processor to compute the reading and perform digital filtering, the bench reading rate is eight readings per second.

Systematically speedy

As both a system and bench unit, the 192 is partitioned into functional blocks so that only useful combinations of integration period, resolution, and digital filtering can be selected. Given the ability to choose these parameters independently, the system designer would have to specify a multidimensional array via the bus each time he wished to configure the instrument. In addition, many combinations would produce invalid readings that the novice user might not perceive. Further, the determination of trigger periods becomes extremely difficult, since it involves the addition of several time periods for each combination of parameters.

This problem is solved in the 192 with nine special codes for conversion rates (see table), which give the systems designer useful, clearly defined combinations to meet his or her measurement needs. To make a 5½-digit measurement with one line cycle integration and digital filtering, for example, an S₁ would be sent by the controller to the 192. The trigger time specified by the code permits several measurements and digital filtering before the result is sent out on the bus.

Unlike front panel operations, however, changing the range or mode via the bus does not force other parameter changes. For instance, the instrument can be changed

through the bus from the dc mode with 4½-digit resolution to the ac mode without affecting integration period, filtering, or resolution. Thus the controller is relieved from having to receive status information each time one parameter is modified.

A parameter of particular concern to systems designers is the interval from when the instrument is triggered to when valid data becomes available on the IEEE bus. With the popular dual-slope method, an entire a-d conversion process is necessary, including auto zeroing and auto calibration, to produce a reading. The digital storage of auto zero and auto cal readings in the 192 gives it trigger-to-data-available times comparable to those of very expensive DMMS.

In the fastest modes—trigger and one-shot—the 192 performs zero and calibration digitizations until the trigger event. When triggered by the IEEE bus, the ongoing conversion cycle is aborted and an input signal measurement is performed by the a-d converter. Since there is no analog input filter, measurements with high source impedance settle in a short time. The processor does calculations using the most recent zero and calibration data. The result is a minimum trigger time of 27 ms for a 4½-digit reading. A 5½-digit reading with 60-dB normal-mode rejection can be obtained in less than 40 ms, or within 10 ms of \$3,000 DMMS.

User-oriented philosophy

The front panel and systems operation of the 192 is optimized for ease of use, without sacrificing versatility. For instance, high-resolution high-sensitivity measurements often require zeroing the instrument, to counteract thermal voltages, lead resistance, or slight offsets in the a-d converter. In addition, it is often desirable to zero the initial display so as to read deviations from it. The 192 can be zeroed by pushing one button and can store a different digital zero for each function. For example, lead resistance can be saved in ohms, while a voltage offset can be stored in dc volts.


Digital filtering is present on all ranges and functions in the front panel mode. The filter simulates a three-pole analog filter, except for the settling time. The processor senses the new reading and determines whether it is noise on the input signal or a step input change. If the reading is greater than six counts from the filtered reading, the filter is disabled and the display assumes the new reading. Once the input settles, the filter resumes at the new value, without a long settling time. The result is a settling time up to 40 times shorter than an analog filter's, yet with the same amount of noise reduction.

The front panel programs are made simple to use by limiting them only to useful operating conditions. For example, the percent-deviation program displays up to ±200% only, since 5½- or 6½-digit measurements are usually within a few percent. If more than 200% is necessary, the next higher range can be selected, with a decade loss in sensitivity. When a front panel program is executing, all other instrument parameters are locked to prevent invalid or unknown operating conditions. When a function is changed via the front panel, a set of default conditions selects instrument parameters for optimum bench operation. □

Crystal Clock Oscillators by



MOTOROLA



...the timing standard of the computer industry

The widest selection of thick film hybrid oscillators available anywhere for computer and microprocessor applications. Logic outputs are available for TTL, CMOS, NMOS, and dual complementary TTL.

Frequencies as low as 25 KHz, and as high as 70 MHz. High stability when you need it, tolerance tradeoffs for applications in which economy is more important.

Complete in-house control, from quartz growing

through thick-film processing enhances reliability.

High volume production capability plus fast prototype delivery helps you meet your own delivery requirements.

DIP packaging saves board space, cuts assembly time over discrete component equivalent. Simply plug a Motorola Clock into your circuit to satisfy all your system timing requirements.

Send today for more information on the clock oscillator to fit your application.



MOTOROLA INC.

On/off timer maintains precision over wide range

by Alfred C. Pinchak, *Cleveland Metropolitan General Hospital, Department of Anesthesiology, Cleveland, Ohio*

This circuit improves in several ways upon available designs for timers whose on and off periods are selectable. Specifically, it provides more precise control of those periods, a wider range over which the time base can be set, and a more flexible range that the supply potentials may assume. The circuit, which is implemented mostly in complementary-MOS, draws a maximum of 20 milliamperes at 5 volts, including relay power.

As shown, the HD4702 bit-rate generators, A₁ and A₂, provide a crystal-controlled clock signal for the ICM7240 timer-counter chips, A₃-A₆. Clock periods of from approximately 100 microseconds to 4 seconds are ordered by A₁ and A₂. The timer-counter outputs are wire-ORed together and are weighted in a binary fashion, with each position increasing in a 1, 2, 4, . . . 32,768 sequence. Thus by adjusting each dip switch appropriately, the on and off periods of the output signal can be independently set over the range $T_c < T_{on} < 65,536T_c$,

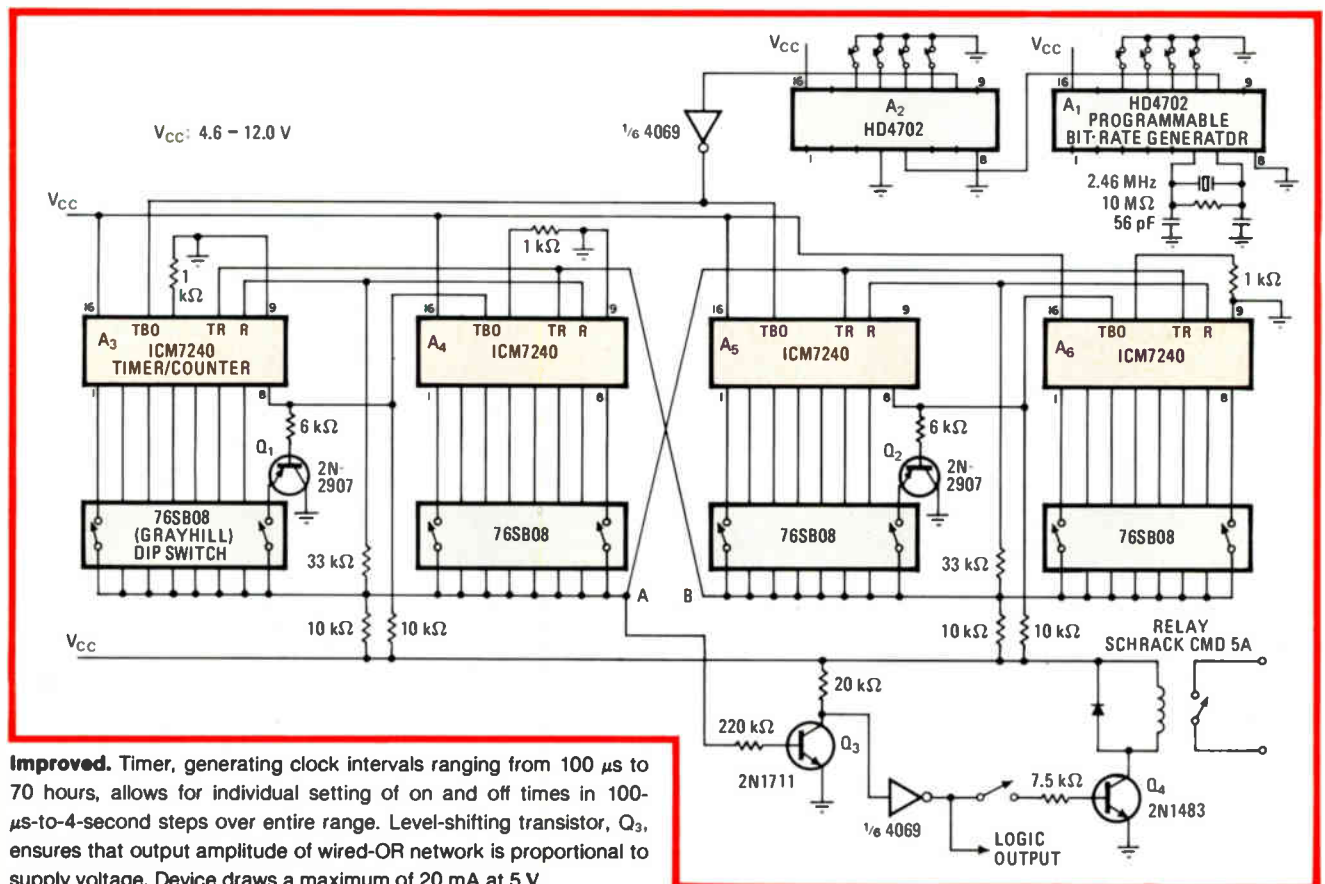
where T_c is the clock period and $T_{on} = T_{off}$.

A₃ and A₄ form a one-shot that determines the off (low) period. Similarly, one-shot pair A₅-A₆ sets the on (high) period. Because the output of each one-shot (points A and B) are tied back to its own reset terminal and also to the trigger port of the other one-shot pair, the output at A is inverted with respect to B.

The 4702 time-base generators provide a direct clock signal for A₃ and A₅, with A₄ and A₆ driven by pins 8 of A₃ and A₅, respectively. A₃ and A₅, through transistors Q₁ and Q₂, also are part of the wired-OR network. Thus, all portions of each timer chip can be utilized to set the high and low periods. This feature is in contrast to previously published designs that cascade 2240 timers but restrict the T_{off} time to an integral multiple of 128 T_c .

Unfortunately, because of the wired-OR arrangement, the amplitude of the output signals at points A and B does not increase proportionally with supply voltage. In order to increase the effective range of the supply voltage, Q₃ is added to provide a level-shifting function. This extends the maximum supply voltage range from approximately 5.5 to 12 v.

The minimum supply voltage for an electronic output is approximately 3.8 v. However, the actual minimum voltage in cases where a relay is used will depend on the particular relay chosen. In this case, the minimum supply voltage was about 4.6 v. □



Improved. Timer, generating clock intervals ranging from 100 μ s to 70 hours, allows for individual setting of on and off times in 100- μ s-to-4-second steps over entire range. Level-shifting transistor, Q₃, ensures that output amplitude of wired-OR network is proportional to supply voltage. Device draws a maximum of 20 mA at 5 V.

Pulse modulator provides switched-mode amplification

by P. H. Pazov
Polytechnic of Central London, England

Using pulse-width modulation to provide switched-mode amplification, this circuit affords the same advantages in the analog world as does its switching power supply counterpart—simplicity, efficiency, and low power consumption when a complementary-MOS logic family is employed. Noise rejection and distortion characteristics also are better than can be achieved with a conventional analog arrangement.

As shown in the general function diagram (a), a feedback current, I_{mod} , is derived from the audio input signal for the purpose of varying the pulse width of a free-running oscillator, which itself is formed by a digital integrated-circuit integrator and a hysteresis/power stage. C_2 and R_4 develop a dc feedback signal from comparison of V_{out} with the audio input, from which an error current is created. The ratio of R_4/R_5 sets the amplification factor. C_2 and C_3 act to integrate V_{out} , so that any long-term imbalance appears as an error and can be corrected.

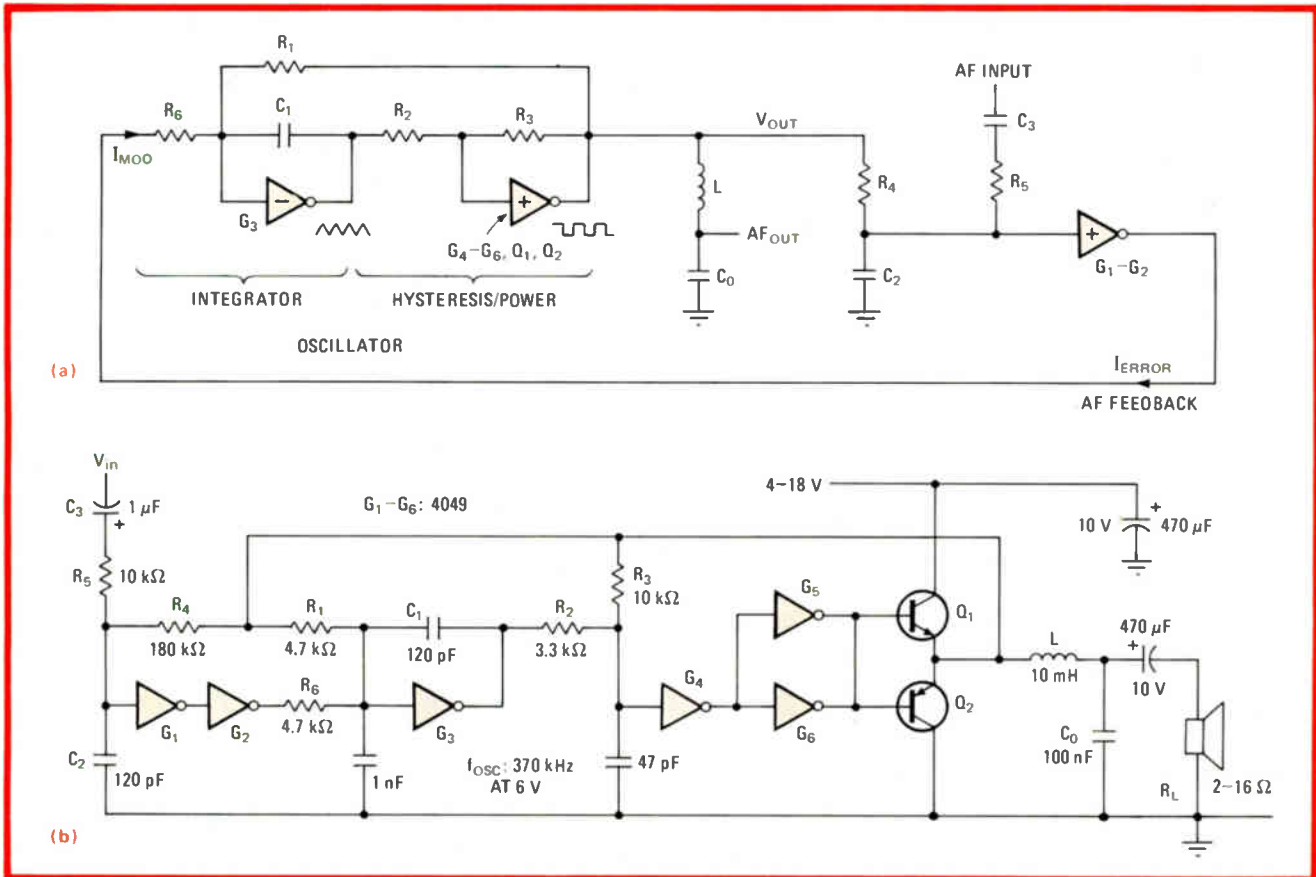
The active digital elements thus switch in the linear

mode, ensuring that the output pulse width is proportional to the amplitude of the input signal. The output, as taken at the junction of L and C_0 , represents the instantaneous change in the oscillator's pulse width. With such an arrangement, the amplifier's efficiency is better than 90% at any signal level, as would be expected with any linear switched circuit.

The practical implementation is shown in (b). One 4049 inverter is used for all switching functions. C_2 and R_4 set the total bandwidth at about 20 kilohertz, with C_3 determining the lower cutoff frequency of 100 hertz. The circuit has an amplification factor of 15. It will drive a load as low as 2 ohms at a noise level that appears low enough for headphone-monitoring applications. With a supply voltage of 6 volts, the current consumption will be a mere 5.6 milliamperes.

As mentioned, the circuit's noise performance is very good. This is partly due to the fact that, as the modulation current increases toward the maximum charging current required to attain the maximum pulse width in the oscillator, a form of frequency modulation occurs, giving rise to an S-shaped transfer curve that is characteristic of an fm discriminator. This characteristic results in a lower noise and distortion factor than can be achieved using a purely linear approach.

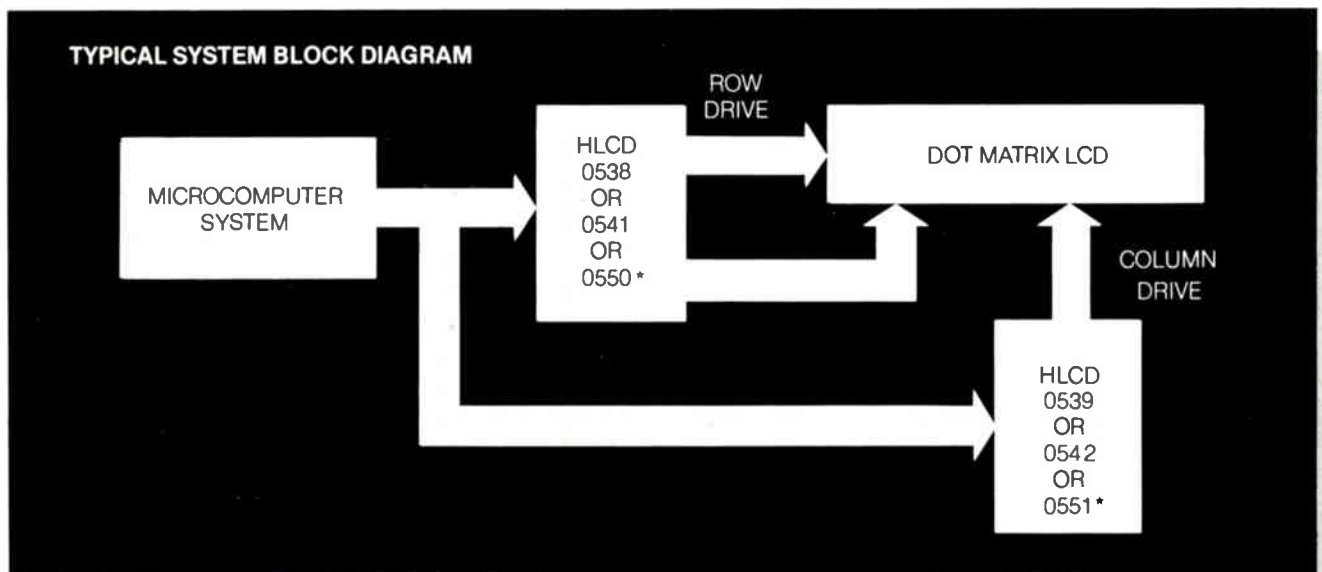
As with all high-frequency circuits, a good earth ground and no ground loops are essential to proper operation. Otherwise, all sorts of oscillations appear and add to the noise level. □




Linear logic. This digitally switched network (a) amplifies audio signals linearly by modulating the pulse width of an RC oscillator. The practical circuit (b) is uncomplicated. Excellent noise-rejection performance is achieved by the modulator's S-shaped transfer curve.

LCD DRIVERS

FOCUS HUGHES EXPERIENCE ON YOUR PROGRAM.



As the first source in LCD Drivers, Hughes-Solid State Products delivers millions of Drivers for products ranging from complex computer chess games to digital volt meters. Hughes standard products drive multiplexed arrays and custom displays, as well as 7 segment numerics. The Drivers are all CMOS and include oscillators, precision voltage dividers, and dual rank latches. Naturally, these circuits are cascadable and microcomputer compatible.



For more information on the only complete line of LCD Drivers, call or write:



500 Superior Avenue, D80
Newport Beach, California 92663
(800) 854-3515 or (714) 759-2942

DRIVER	CAPABILITY
HLCD 0550/1*	Up to 32 characters, 5 x 7 Dot Matrix. Includes character encode and refresh
HLCD 0541/2 } HLCD 0538/9 }	5 x 7 Dot Matrix or 8 row array with arbitrary number of columns, serial or parallel input
HLCD 0540	Up to 32 x 32 array, 2 circuits required
HLCD 0548	Up to 16 x 16 array
HLCD 0438A	Any LCD, multiplexed or parallel drive, regardless of size
HLCD 0437	4 digit, 7 segment

*3Q, 1980

Stepper resolves motor's angular position to 0.1°

by Jaykumar Sethuram
Electronic Associates Inc., West Long Branch, N. J.

One-chip digital comparators and counters simplify the design of this controller, which resolves the position of a stepping motor to 0.1°. Using complementary-MOS circuitry, the unit is low in cost and power consumption is minimal.

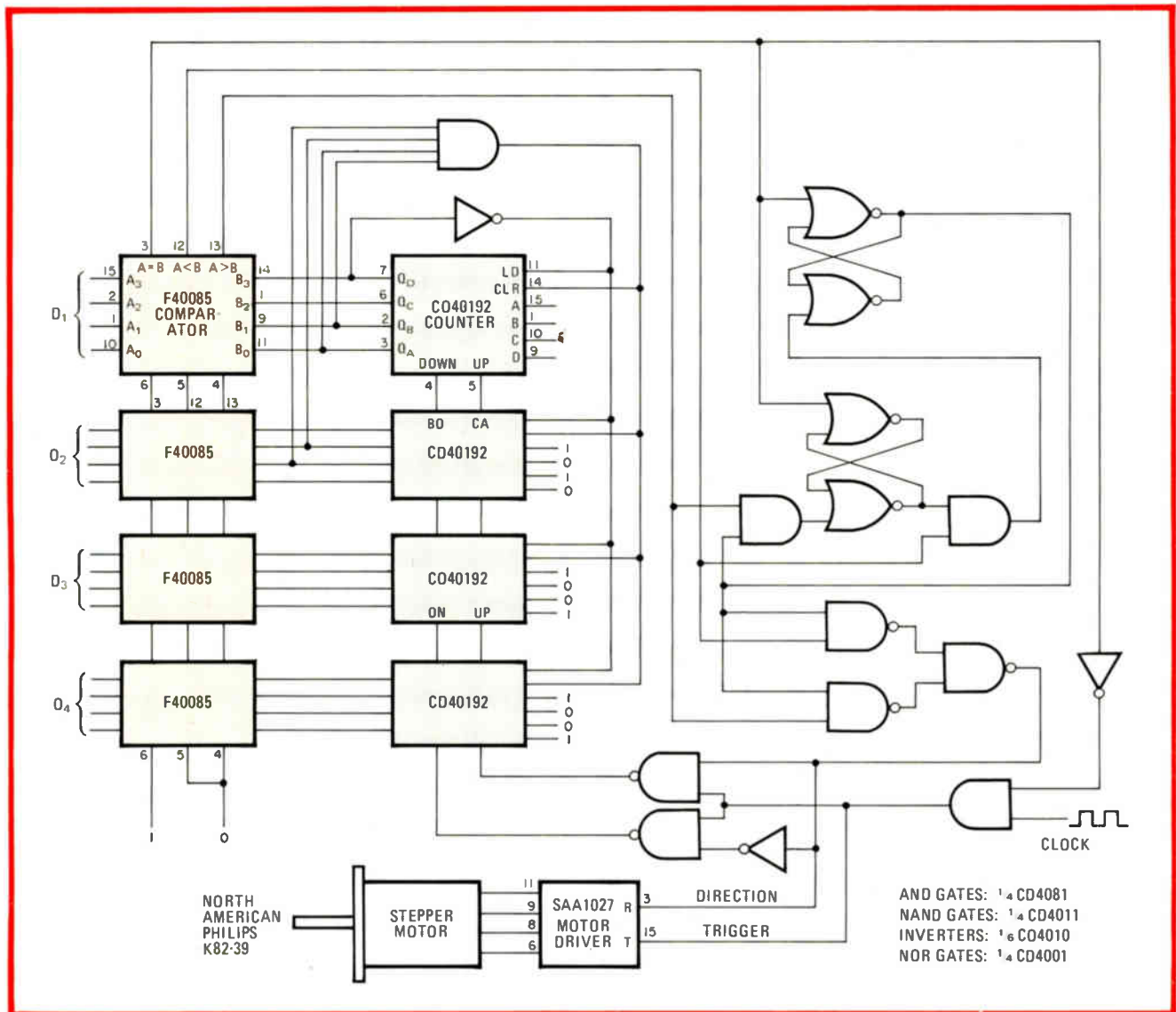
The set of four binary-coded decimal numbers, D_1 to D_4 , introduced to the cascaded 40085 4-bit comparators, are the command signals that order the motor to the desired bearing expressed in hundreds, tens, units, or tenths of a degree, respectively. The range of the input set is thus 0000 to 3600. With the aid of the comparators

and sequential logic, the 40192 up/down counters track the position of the stepper at every instant, updating its count and thus rotating the motor until its contents match the setting of D_1 - D_4 .

As can be seen, the sequential logic circuitry determines the direction of rotation of the stepper and counter by monitoring the $A = B$, $A > B$, and $A < B$ outputs of the output comparator. The logic is designed to rotate the stepper from its current position to the desired position in the minimum number of steps. Thus, if the motor's present position is at 5° and the intended position is 300°, the stepper will automatically be rotated in a counterclockwise direction.

The circuit can be easily modified for applications where the input data is available for only a very short time. In such cases, it is only necessary to add input latches to capture the data. □

Designer's casebook is a regular feature in *Electronics*. We invite readers to submit original and unpublished circuit ideas and solutions to design problems. Explain briefly but thoroughly the circuit's operating principle and purpose. We'll pay \$50 for each item published.



Move a bit. Stepping motor is rotated into desired position with comparators and sequential logic that minimizes the difference between the 4-bit command set D_1 - D_4 , and the output of the up/down position-tracking counter. Angular position is resolved to 0.1°.

CAREERS

Engineers of the '80s look to the future with optimism

by Pamela Hamilton, *New York bureau manager*

□ The engineers of the 1980s are looking at their careers with strong optimism mixed with practicality. After a five-year period of unprecedented prosperity in the industry, their attitudes are upbeat, forward-looking, and growth-oriented. However, with a seemingly unlimited demand for their talents, they are not losing sight of what has happened in previous boom and bust cycles. No longer content to be simply engineering practitioners, they are using this favorable period to strive for increased recognition as professionals.

These are some of the conclusions about recent trends drawn from a questionnaire sent to a random sampling of 2,000 *Electronics* subscribers. The survey and its computer-tabulated results were prepared for the magazine by McGraw-Hill's research department. There were 969 responses, representing a 48% rate of return.

A 1977 survey also reflected a rosy glow on engineering careers [*Electronics*, July 7, 1977, p. 87], as the industry was making a rebound from the 1973-74 recession. Also prepared by McGraw-Hill's research department, the earlier questionnaire had 1,304 responses from a total of 3,000 randomly selected *Electronics* subscribers, representing a 43% response. A comparison of the surveys shows little change in career attitude among engineers, with most of them continuing to express satisfaction and claim professional growth. In other areas, however, changes have been dramatic.

For example, the 1980 survey shows an almost 35% jump in the average salary of an engineer. Also, more engineers have had to learn about microprocessor applications and software for job assignments, and more of them use personal computers on desk or bench. Current topics—patent rights and profits, the role of technicians versus full-fledged engineers in a shortage situation, and why engineers live where they do—all reflect options that most engineers did not have 5 to 10 years ago in a low-demand market.

In the eyes of many, age discrimination is playing a

diminishing role in the engineering realm these days. Also, many engineers who wish to continue their careers up the engineering ladder without switching to management now believe it is possible to do so.

When questioned about job satisfaction, engineers in this survey answered resoundingly in the affirmative. Just over 40.8% gave a "very satisfied" vote with their career, while 47% were moderately satisfied and 10% expressed dissatisfaction. (These percentages and others do not add up to 100% because not all respondents replied to all the questions.) In 1977, 32.6% were very satisfied with their jobs; 51.5% were moderately satisfied; and 15% claimed dissatisfaction (Fig. 1).


This time, of those who are very satisfied, the greatest number—17.2%—earn between \$20,000 and \$24,999. Of those who are moderately satisfied, 23.5% earn \$25,000 to \$29,999. The greatest number of dissatisfied engineers—22.7%—earn \$20,000 to \$24,999.

Job satisfaction differs

Different age groups responded differently to the two surveys on job satisfaction. In the most recent survey, younger engineers were more likely to be dissatisfied with their jobs than older engineers; in 1977, the reverse was true. The greatest percentage of those who are dissatisfied, 45.4%, are in their 30s this year. In 1977, the highly disgruntled engineers were in their 40s, representing 26.2% of the very dissatisfied group. Of those moderately satisfied, 21% were in this group, and also 19.5% of the very satisfied. In the 1980 survey, only 17.5% of those dissatisfied were in their 40s.

Job satisfaction was expressed by the engineers in the two different surveys in such areas as: completion of a successful working design (9.8% reported this in 1980 and 9.7% in 1977); finding solutions to problems, especially technical ones (9.2% in 1980 and 11.5% in 1977); general creativity and development on the job (9.6% in 1980, 8.5% in 1977); and a sense of accomplishment or

Results from a survey of *Electronics* readers indicate that EEs paint their career opportunities with enthusiasm and voice strong opinions on issues affecting their profession



1. Satisfaction up. More of this year's respondents are very satisfied or moderately satisfied with their jobs compared with those who were surveyed in 1977. Total dissatisfaction is down by 5%, reflecting the upbeat response of most engineers polled.

personal achievement (10.6% in 1980, 10.1% in 1977). Challenging work was important to 6.7% of the 1980 respondents, and working to motivate others was almost equally important, cited by 6.2% of this year's engineers.

Frustrations facing engineers in both surveys seem to center on management. Incompetent upper management, company politics, and bureaucracy headed up this year's list, with 18.1% of those polled mentioning one of these as areas of major conflict. In 1977, 15.2% of those surveyed reflected a similar feeling.

This year's survey included complaints of unfair treatment by management or administration (2.4% versus 6.9% in 1977); dealing with disorganized management (5.1% this year as opposed to 8.9% in 1977); and lack of rewards or recognition of the individual engineer by management (7.1% to 10.5% in 1977). Paper work unrelated to the job was cited by 7.8% this year, whereas only 6.0% mentioned it last time. But engineers do not appear to be as worried about lack of future growth or long-term job security: this year only 2.6% cited it as a concern, compared with 5.9% in 1977.

New frustrations growing

Other dissatisfactions are beginning to surface, however. Issues such as shortages in engineering talent, long lead times for some devices, cost of living, and compression of salaries are starting to bother many engineers.

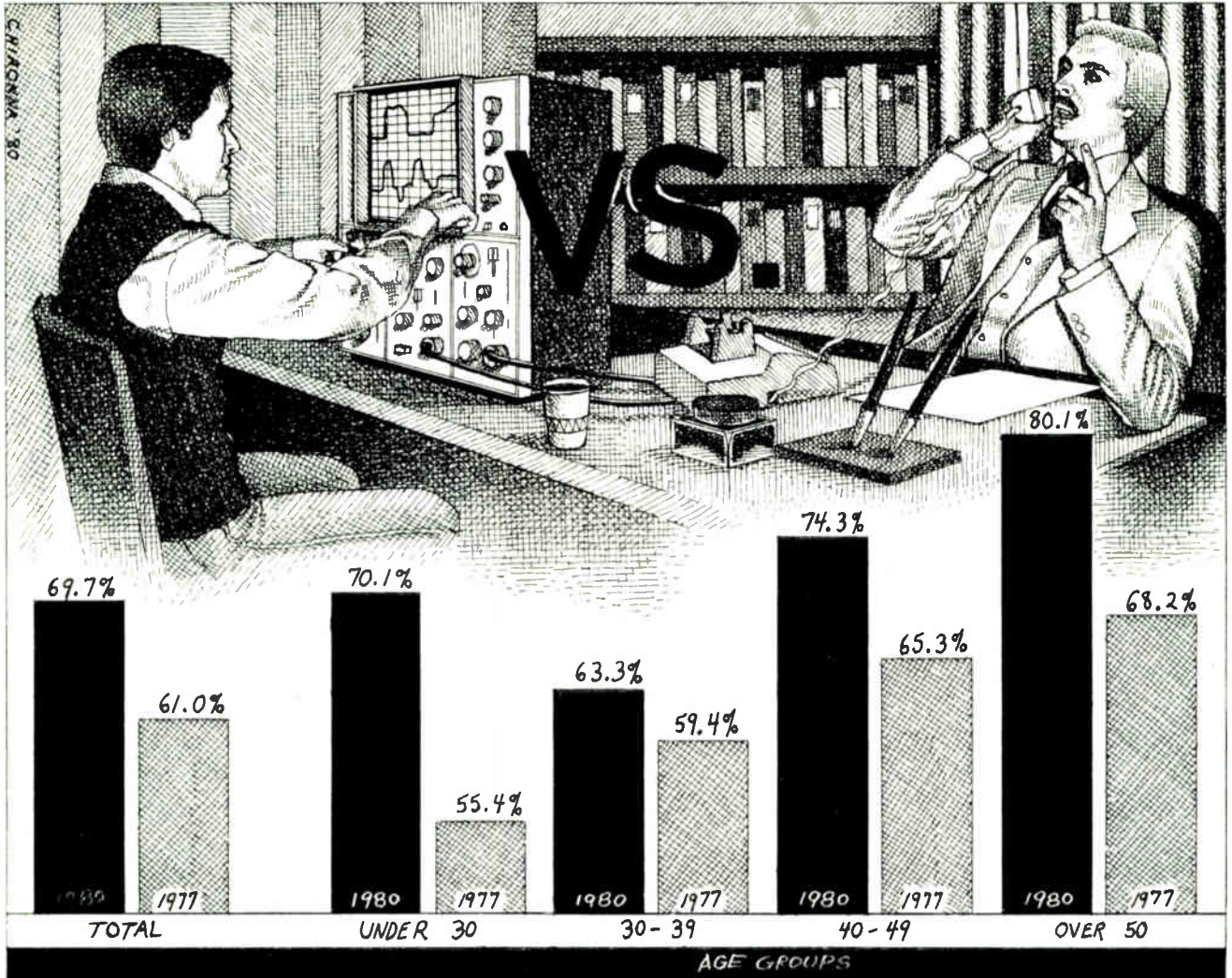
"I could increase throughput with expanded operation, but I can't because of the understaffing problem. The parts shortage causes headaches in planning, too," notes the president of a company doing microprocessor application and prototype work in State College, Pa. A product line manager working with a MOS memory company in Salt Lake City, Utah, feels the shortage, too. "Recruiting engineers with the shortage of qualified people is my biggest problem," he says.

"I don't like the way industries bunch together, as in Sunnyvale. This drives up the cost of living, housing in particular," says a senior design engineer employed by a telephone-answering device company in Torrance, Calif. And for a research project leader working for a test and measurement instrumentation company, a lone frustration is salary compression. An applications engineer employed by a numerical controls company in Cleveland puts his finger on another concern for many engineers whose skills are not being used primarily for engineering work: "There's a large amount of clerical work and not enough use of computers."

Lifetime careers seem possible

But at the same time engineers are confident about being able to remain in engineering throughout their careers, without having to switch to management positions. This growing optimism may, in large part, be directly attributable to the increased demand for engineers. A total of 69.7% of this year's respondents believe they will be able to make engineering a lifelong career, 20.1% believe they will not, and 10.2% did not respond or were unsure. This compares with 61% saying yes, 27.8% saying no, and 11.2% either not knowing or not answering in the earlier survey.

The fact that many engineers are now incorporating human engineering factors into their designs, as well as applying electronic technology over a wide variety of fields, may be contributing to the optimism. In fact, for those engineers under 30, 70.1% believe it is possible to remain in engineering, compared with 55.4% in 1977. In the 30-to-39 category 63.3% say yes, compared with 59.4% last time. Of those 40 to 49, 74.3% believe it is possible, whereas in 1977 only 65.3% shared this belief. For those engineers over 50, fully 80.1% think a lifelong



2. Dual-ladder growth. The percentage of engineers in 1980 who believe that it is possible to make engineering a lifelong career without switching to management positions is up over 1977 results. All age groups reflect this general optimism, especially those over 50.

engineering career is possible, as opposed to 68.2% who expressed this belief in the 1977 survey.

The positive response may also be the result of companies offering workable dual-ladder promotion and salary increases to engineers who prefer to remain in technical assignments as well as to those who wish to transfer into management positions. Although this year's results did not reflect a great change from 1977 on this issue, 40% of the respondents claimed their company did have such a dual-ladder promotion scheme; in 1977, 37.5% said their company did. An almost equal number—40.5%—said their employer did not have such a scheme, but that percentage is down from 45.3% in 1977. This year 19.5% either did not know or did not answer; in 1977 that number was 17.2% (Fig. 2).


Also reflecting the good times electrical engineers are experiencing are the many rapid advancements most have had in the last five years. For instance, in this year's survey, more engineers have been promoted in the last year and in the last two years than were reported in 1977. In the last year, 34.1% reported being promoted as opposed to 28.5% in 1977, and 22.8% report a promotion in the last two years, compared with 19.5% in the last

survey. The promotions in the last five years have dropped somewhat since 1977: 16.5% say they have had a promotion, whereas 24.6% reported such a promotion in 1977. This year 26.6% did not know or did not answer, down slightly from 1977 when 27.4% did not respond.

The respondents to this year's survey grouped themselves into three major categories: 12.4% consider themselves company managers, 23.5% engineering managers, and over half—56.2%—engineers. Some other areas mentioned were sales and marketing, software support and development, and research and development.

Future ambitions

Despite the belief that engineering can be made a lifelong career and the fact that more companies seem to be offering workable dual-ladder career options between engineering and management positions, fewer of the total number of respondents appear to want to stay in engineering. Only 34.7% want this, compared with 38.9% in 1977. A third—33.4%—of those who answered this year's questionnaire wish to continue into engineering management; this compares with 31% last time. And 20.1% want to start a new company, whereas only 18.9%



3. New job pluses. Obviously salaries head up the list of what an engineer looks for in a new job, but close behind is the reputation of a company, both technically and as an employer. Job security, in this time of plenty, is not as important a factor.

wished to begin their own venture in 1977.

Interestingly enough, if the responses are taken from those who currently consider engineering their major responsibility, more than half—51.9%—wish to advance in engineering. For those in engineering management, 64.9% would like to continue on that path, and 33.3% of those in company management would like to start new companies.

New job opportunities

Higher salaries, the technological eminence of a company, the company's reputation as an employer, job security, the size of the company, and the desire for a different location head up the list of what engineers would look for in a new job or company in 1980. Not surprisingly, over two thirds—67.5%—cite higher salaries as a prime prerequisite in a new job. The technological eminence of a company is important to 62.1% and the company's reputation as an employer would be a major factor for 57.1%. Job security is listed by 40.2%, and over a quarter—28.6%—think the size of a company worth considering. Only 22.3% state that a different location would be of importance in a job change. Most important to those who stated that their major responsibility was engineering is a high salary (73.4%), followed by the technological reputation of the company (66.2%), the reputation of the company as an employer (58.2%), and job security (47.7%) (Fig. 3).


In this time of plenty, far fewer respondents believe

companies practice age discrimination. In 1977, 55.4% believed that companies did have such practices, with 16.6% saying no and 28% unsure or not answering. In 1980 the figures seem to reflect a down playing of this issue, with 44.3% saying yes, 19.7% saying no, and 36% not knowing or not responding to the question.

For those under 30, 38% say yes, 20.1% say no, and 41.9% have no answer. In 1977, for the same age group, 49% said yes, 17.3% said no, and 33.6% did not know or did not answer. For those aged 30 to 39 in the 1980 survey, 43.3% believe there is age discrimination, 18.5% do not, and 36.3% do not know. In 1977 that age group responded with 56.6% saying yes, 15.8% saying no, and 27.5% not knowing or responding. The 40-to-49-year-olds are most vehement in 1980 about age discrimination: 51.9% believe it exists, 21.4% do not, and 26.7% are unsure or did not answer. In 1977, however, 58.8% of this age group said yes, 15.9% said no, and 25.3% did not know or answer. In the over-50 category, 47.3% think there is discrimination at present, 20.5% do not, and 32.2% have no opinion. For the 1977 survey, 58.1% said yes, 18.4% no, and 23.5% did not know or did not answer the question.

Corporate support

More than ever, engineers believe that companies have an obligation to plan and support the professional growth of electrical engineers. Over three quarters, or 78.4%, of those surveyed this time agreed, compared with 70.3% in



1977. The “no” vote was 15.3% this time and 18.9% last time. Those who did not know or did not answer were 6.3% this time and 10.8% in 1977.

But the group who resoundingly approves of this support are those under 30—89.7% felt companies should give this support, compared with only 70.2% in 1977. Those who consider themselves company management did not give as wholehearted a “yes”—only 68.3% said support should be forthcoming, with 22.5% giving it a nay vote.

Of those who were for support, 88.2% believe it should be in the form of paying for accredited continuing education courses in engineering. Nearly that same percentage—84.2%—believe that companies should allow time off for professional seminars, shows, and conferences, and 73.4% believe that the company should finance the engineer’s expenses at these seminars. Financial assistance for engineers in graduate work is considered by 70.7% a company obligation, whereas 47.9% believe the company should develop accredited continuing education courses in engineering. And finally, 44.2% believe companies should give a bonus to electrical engineers working on technical papers for journals and seminars.

Among those in company management who believe in supporting engineers, these percentages were somewhat lower: 76.8% agreed on paying for courses; 72% thought time off was necessary; 64.6% agreed to finance time off; 61% said financial assistance for graduate work was needed; 37.8% thought developing courses necessary; and 36.6% were willing to provide bonuses (Fig. 4).

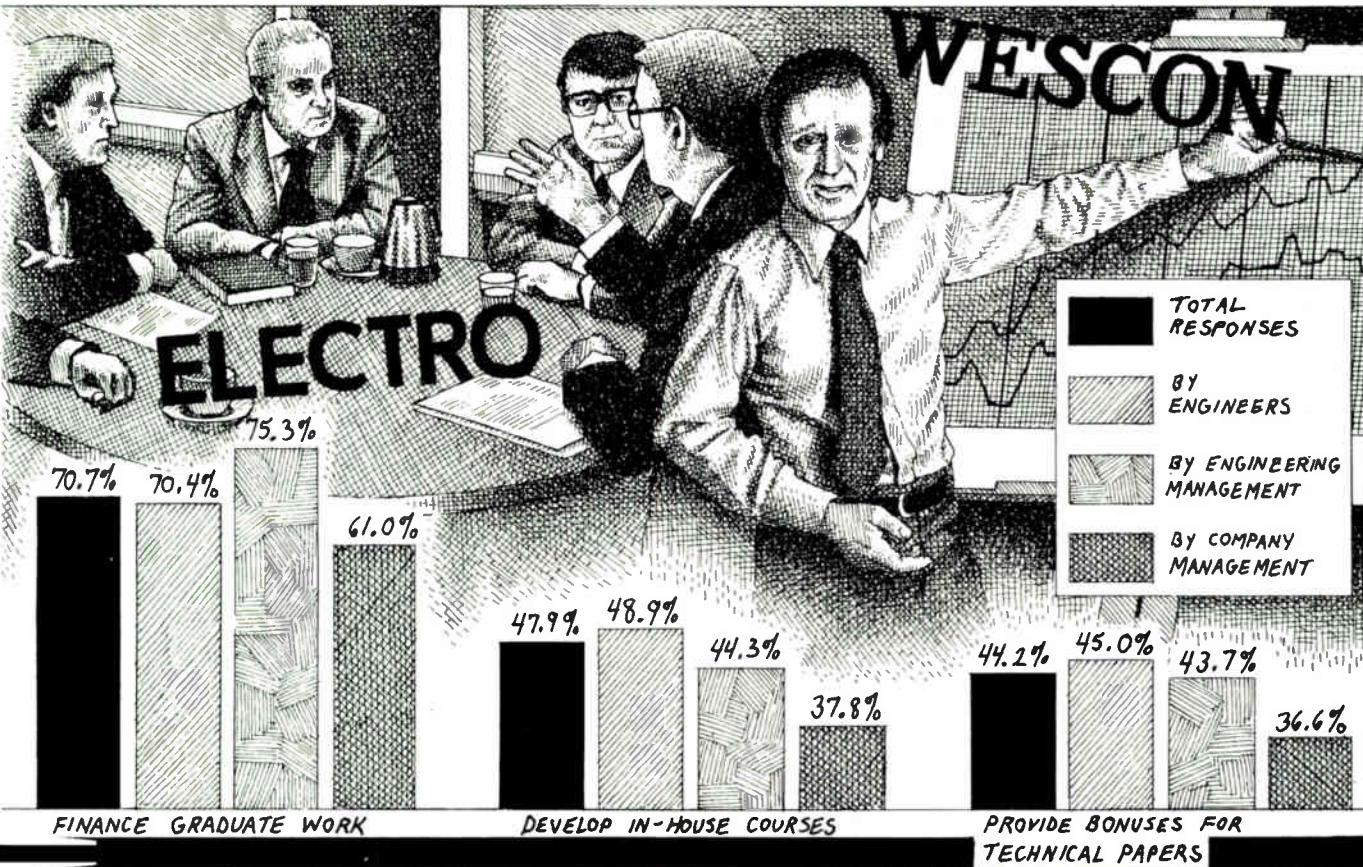
A few of the respondents have some innovative ideas

for support programs for engineers. One recent graduate who works in Watervliet, N. Y., notes that electrical engineering teachers should have higher salaries so that “they are not tempted to leave their teaching careers.” A senior development engineer in Cleveland advises companies to “provide a paid leave of absence for 1 year every 10 years for a thorough graduate update.” A third respondent, who is also from Cleveland, works for a numerical controls manufacturer as an applications engineer and believes that “companies should support student co-op programs.”

Salaries and fringes

Perhaps salary more than any other area demonstrates an engineer’s worth to society, and the salaries represented in the 1980 survey are up, on the average, some 35% over those in 1977. With inflation taken into account, it is probably not much of a hike, but nevertheless the rapid increase is causing such problems as salary compression, bitterness between younger and older engineers, and uneasiness between those with bachelor of science degrees in electronic technology and those with BS degrees in electrical engineering.

In this year’s survey the average annual salary is \$31,772, up from \$23,464 three years ago. Those who are very satisfied with their careers at present have an average annual salary of \$33,930, compared with \$25,532 in 1977. Engineers who are moderately satisfied have an average salary of \$30,497 now; it was \$22,814 in the last survey. For those who are dissatisfied, the average salary is \$28,984, compared with \$21,392 in 1977.



Those under 30 earn, on the average, \$24,281—up from \$18,139 in 1977. In the 30-to-39 age group, the average salary is closest to the total average salary—\$31,578, as it was in 1977 at \$23,050. The mean salary for those between 40 and 49 is \$38,162, compared with \$29,075 in 1977. These respective salary figures are slightly higher than for those in the 50-and-over group—\$36,408 in 1980 and \$28,544 in 1977 (Fig. 5).

Fringe benefits enjoyed by engineers do not seem to have changed much in the last three years. Of those surveyed this year, 68.4% have a pension plan, whereas 69.2% had one in 1977. This year, 92.5% have a medical or hospital plan, compared with 89.8% in 1977. For major medical, 84.4% report having it this year, and 82.8% had it in the last survey. Disability insurance is available to 74.7% of those surveyed, up from 71.5% earlier. Those with a dental plan are down a little from last time—12.5% this year compared with 14.5%.

This year, 33.8% of the respondents report they have a profit-sharing plan, and over a third—35.4%—have a stock option plan. Other benefits cited in the current survey include eye care, life insurance, the use of a company car, and bonuses.

The number of engineers who feel that their school engineering training is relevant to their present work dropped dramatically. Nearly three fourths—74.3%—feel that their background is relevant, compared with 91.7% three years ago. Nearly one quarter of those surveyed in 1980—23%—find their education irrelevant, whereas only 6.7% found it so in 1977. For those who did not know or who had no answer the results of the


4. Corporate support. Although all respondents believe that companies have a responsibility to support engineers in keeping up with technology, engineering managers are in the vanguard. Company managers, on the other hand, lag 7% to 12% behind.

questionnaires are similar: 2.7% in the latest survey and 1.6% in the previous survey.

A general dissatisfaction with engineering schools is reflected in how the respondents feel the schools are keeping up with teaching new technologies, such as microprocessor applications. Only 42.5% believe that the schools are doing well in these areas, compared with 49.7% three years ago. Over one quarter—27.3%—believe the schools are not keeping up, very close to the 27.4% who thought that way in 1977. In 1977, 22.9% did not know or did not answer, whereas in the present survey 30.2% had no opinion or answer. Only a slim majority—54.3%—of those most recently graduated (under age 30) believe the schools are keeping up. On the pessimistic side, less than one third (29.2%) of company managers believe the schools are producing graduates knowledgeable in the state of the art.

Advice for schools

One staff engineer in military avionics in Sylmar, Calif., sums up some of these feelings: "Engineering schools should teach basics, not turn out ready-to-use workers for industry." And a technical manager working for a telecommunications systems company in Shelton, Conn., thinks that even if engineering schools do keep up to date with the latest technologies, other problems may



5. Salaries skyrocket. Increased demand for engineering talent and inflation in general have pushed electrical engineers' salaries up over 35% since 1977. In the 1980 survey the average annual salary is \$31,772, compared with \$23,464 in 1977.

be accruing: "The real shortage is of engineers really well grounded in the basics of engineering—we are getting a generation of microprocessor programmers who think they are engineers."

Individual engineers are keeping up in ways similar to those of three years ago, in almost equal numbers. Almost 100% use technical magazines and journals—98.6% this year and 97.9% in 1977; 30.5% opted for company training courses both in 1980 and 1977; and 30.1% today think part-time college courses are the answer, compared with 31.4% in 1977. Other methods of keeping on top in 1980 include: seminars, conferences, and shows; home-study projects; reading current books; and attending meetings and joining clubs.

Perhaps in no other area more than in microprocessor applications and software have engineers had to keep abreast of new technologies. In 1977, a little more than half—58.4%—said they had had to learn about microprocessors. In 1980 that number has jumped to over three quarters—77.8%. Only 20.6% now feel they have not had to dabble in the art of microprocessor implemen-

tation, compared with 39.6% three years ago (Fig. 6).

Another area where engineers need to keep informed is in software programming, and fully two thirds—68.6%—of the 1980 respondents report they spend some time programming now. Of these, 13.8% spend a tenth, 13.4% a fifth, and 11.8% a third of their time at this activity. Less than half of these—47.4%—spent much time five years ago doing software programming, and of those who did, 7.6% spent a tenth, 7% spent a fifth, and 5.6% spent a third.

The era of the personal computer is fast approaching, and from the results of this year's survey, many engineers are well aware of it. Over a third—34.2%—now own a personal computer, and nearly half—49.8%—of those who do not are planning to buy one in the next two years (Fig. 7).

For those under 30 who do not now own a computer, 55.5% plan to purchase one in the next couple of years. Engineers and company managers are equally enthusiastic about personal computers—52.2% and 51.3% respectively—but engineering managers have not taken to the idea quite so fervently—only 43.1% plan a purchase in the next two years.

IEEE loses points

The Institute of Electrical and Electronics Engineers has slipped a little in popularity over the last three years—only 39.8% of those responding to the 1980 survey belong to the organization, compared with 41.7% in 1977. Of those who belong, only 19.7% are active in IEEE affairs, compared with 22.4% earlier. Of that number only 12.6% of the members under 30 are active, whereas nearly twice that percentage—22.6%—were active in 1977. Over one fifth in the 40-to-49 age group—22.5%—and over one quarter—26%—in the 50-and-older category are active now. In 1977, corresponding percentages were 25.6% and 30.4%.

When asked if they had voted in the last IEEE election, only 56.7% said they had, as opposed to 68.6% three years ago. On the other hand, the IEEE reported an overall 28% ballot return from all members 1980 election. In 1977, 58.9% of those under 30 voted, but in 1980 only 29.5% did so.

Reasons for belonging to the IEEE seem to be much stronger than before, however, with 91.5% of those responding saying they joined for access to technical information, compared with 86.6% in 1977. The professional activities of the IEEE attracted 37% of those who joined, compared with only 30% three years ago. Low-cost insurance is also cited as a reason by 14.8% in the latest survey, compared with 9.7% in 1977.

Despite an enthusiastic mandate from members to promote the professional development and status of EEs, the IEEE did not receive a good rating from this year's respondents for its programs. In 1977, 72.4% of those who belonged to the organization supported its efforts to provide programs concerning the professional status of electrical engineers. In 1980, only 38.9% of members responding find these programs worthwhile. Among those 50 and older, 47.9% express satisfaction; 46.2% of the company managers and 45.4% of the engineering managers are also happy with the programs.

Of those dissatisfied with the IEEE's effort, 18% cite no real accomplishments, no progress, or ineffectiveness on the part of the organization. Shallow, petty, unrealistic goals are the complaints of 8.6%. Nearly one tenth—9.4%—believe that the IEEE does not focus its attention on problems of the working engineer, and 8.6% believe its professional programs benefit only academics and managers.

"The program is hardly visible," observes a chief engineer for an industrial instrument company in New Jersey. A systems engineer living in Nevada is more acerbic, noting that "the IEEE is an impotent, irrelevant

organization that represents academic and large employer interests—not individual working engineers." A manager working for a company producing passenger vehicle engine-control systems says, "The IEEE management presumes it knows what engineers want, and I don't think it does." And for a senior systems analyst working in microcomputer-based office system products on Florida's east coast, the major concern is the IEEE's lack of effectiveness in dealing with large companies. "The organization has no clout against corporations abusing EE talent, not even a poll from IEEE members rating individual companies on their behaviour toward their

Where they live

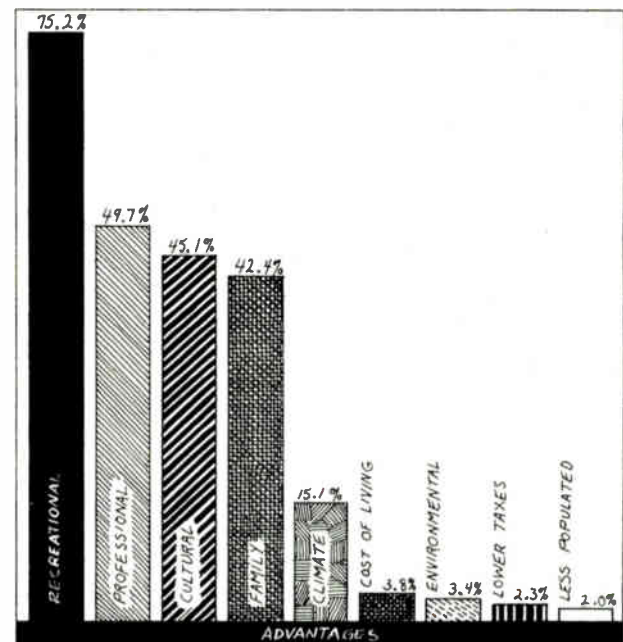
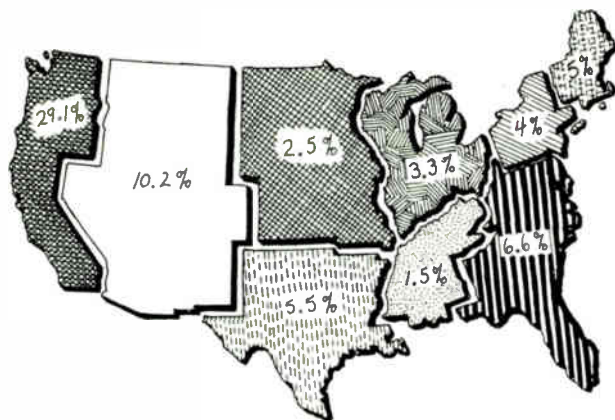
Electronics companies are still located predominantly on the West Coast, according to the 1980 survey, as they were in 1977. Nearly a third—29.2%—of those surveyed work in California, Alaska, Hawaii, Oregon, and Washington. That figure compares with 29.4% in 1977. Of those polled, 7.8% work in New England—Maine, Vermont, New Hampshire, Massachusetts, and Rhode Island—compared with 6.5% in 1977. For the Mid-Atlantic states of New York, New Jersey, Pennsylvania, and Connecticut, that count has dropped somewhat: 14.9% now work there, compared with 16.6% in 1977. The South Atlantic region—Delaware, Florida, Georgia, Maryland, North Carolina, South Carolina, Virginia, West Virginia, and the District of Columbia—boasts 11.9% of the total work force, whereas it had 11.5% in 1977. In the East North Central area—Illinois, Indiana, Michigan, Ohio, and Wisconsin—12.2% are employed; in 1977, 13.1% worked there. The West North Central area, with Iowa, Kansas, Minnesota, Missouri, Nebraska, and North and South Dakota, has the fewest of the engineers surveyed—5.1% compared with 6.0% in 1977. The West South Central area has 7.9% of the survey respondents, up from 5.7% in 1977; it includes Arkansas, Louisiana, Oklahoma, and Texas. The Rocky Mountain area currently employs 7.4% of those surveyed, compared with 6.5% three years ago. This region covers Arizona, Colorado, Idaho, Montana, Nevada, New Mexico, Utah, and Wyoming. Only 1.7% did not answer this question in 1980, compared with 3.7% in 1977.

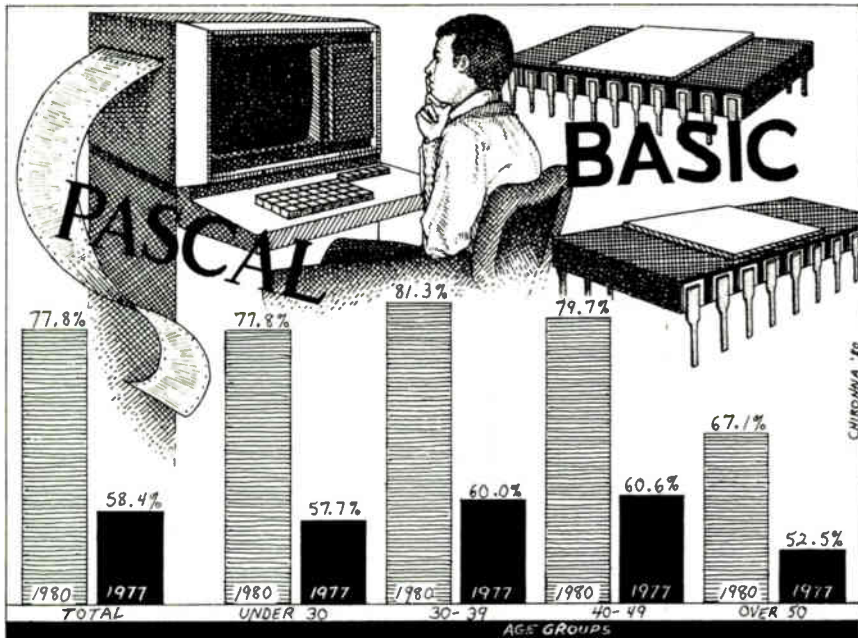
When asked to name their ideal location, only two thirds—67.7%—of those surveyed replied (see map). But 29.1% considered the Pacific region the ideal place; 10.2% thought the Rocky Mountain area best; 6.6%, the

South Atlantic states; 5.5%, the West South Central block; 5.0%, New England; 4.0%, the Mid-Atlantic states; 3.3%, the East North Central section; 2.5%, the West North Central region; and 1.5%, the East South Central.

Recreational advantages are cited by 75.2% of the total respondents as the primary reason for considering a particular region ideal to live in (see bar chart). Nearly one half—49.7%—consider professional advantages important, while 42.4% say that family considerations, such as schools, influenced their choice. Climate and weather conditions are strong reasons for 15.1%, and cultural advantages are favored by 45.1%. Other factors named include the cost of living, taxes, environmental conditions, and the size of a town.

More than one half of those surveyed—52.7%—have lived in one area less than 15 years. Almost one fifth—18.8%—have lived in the area where they presently reside for 30 or more years; 10.7% for 25 to 29 years; 8.0% for 20 to 24 years; and 8.4% for 15 to 19 years. The total mean time of residency in one area is 16.41 years. For those under 30, that time drops to 12.42 years; for those 30 to 39 the number is 13.62; for those in the 40-to-49-year-old group, it jumps to 19.92; and for those 50 and over, the figure reaches to 26.23 years.





6. Learning curve. As microprocessor technology spreads, more engineers have had to learn about device applications and software. On the average, 20% more of this year's respondents have had to learn about the devices than those surveyed in 1977.

own engineers," he says, lamenting the situation.

One of the driving forces behind engineers' high salaries in 1980 appears to be the shortage of qualified engineers, although nearly a third of the people in the field are unsure whether a shortage truly exists. Asked if they think there is a long-term shortage of electrical engineers, 41.1% of the respondents said they do, 27.6% said they did not, and 31.3% either had no opinion or answer. Only 35% of those under 30 say there is a shortage and 29.1% deny it, with 35.9% not knowing or not answering. Company managers—who in looking for qualified people would be more sensitive to this issue—are very concerned that there is such a shortage, with a full half believing one exists and only 15% saying it does not; 35% did not know or did not answer.

and prestige of the electrical engineers; less paperwork was another suggestion; and some of the group thought the law of supply and demand in the market will take care of the problem. Other suggestions included better salaries for teachers, more in-house training of technicians and support personnel, stabilization of the market, more job security, and more public awareness of the shortage. A few vocal engineers demanded no Government interference whatsoever.

Typical comments included: "Stop using engineers for menial jobs. The shortage is in good technicians, designers, etc.," according to a project engineer at a digital panel meter firm on the West Coast. A director for a data-communications company in the Southwest takes a more national view of the problem: "Get America back

Who they are

The typical engineer taking part in this survey is just about 35 years old and is male, white, and a U. S. citizen. He will most likely have graduated from college, receiving his bachelor's degree in electrical engineering, since 1970, and will find his engineering training relevant to the work he is now doing. Since receiving his degree he is most likely to have worked for two or more companies and has probably spent slightly over six years with his present employer. He may be the one out of every three engineers who has earned a graduate degree.

His mean salary is \$28,005 and his salary has increased by at least 50% in the last five years. He is moderately satisfied with his job and would not consider relocating overseas. He does not belong to the Institute of Electrical and Electronics Engineers and uses technical magazines and journals to keep up with state-of-the-art technology. He either owns a personal computer or will own one within the next two years; he has had to learn about micropro-

cessor applications and software for his work.

On the question of age discrimination, the engineer is more likely to believe that companies do practice it or else to be unsure. He is skeptical that a long-term shortage of engineers exists. He believes companies should share patent rights with designers and that profits should be divided—75% to the company, 25% to the engineer.

The typical engineering manager has an average annual salary of \$37,059 and, like the engineer, is white, male, and a U. S. citizen. He received his undergraduate degree in electrical engineering between 1965 and 1975, and he, like the engineer, has worked for two or more companies since receiving that degree. He finds his engineering schooling relevant to the work he is now doing. He has a graduate degree and is almost 40 years old. He has spent almost nine years with his present employer and has received at least a 50% increase in pay in the last five years. He is very satisfied with his job and keeps up to

on a technical course!" A chief engineer from Ogallah, Neb., remembers previous shortages and is of the opinion that this one "should be allowed to continue. An abundance will lead to the problems of 1974."

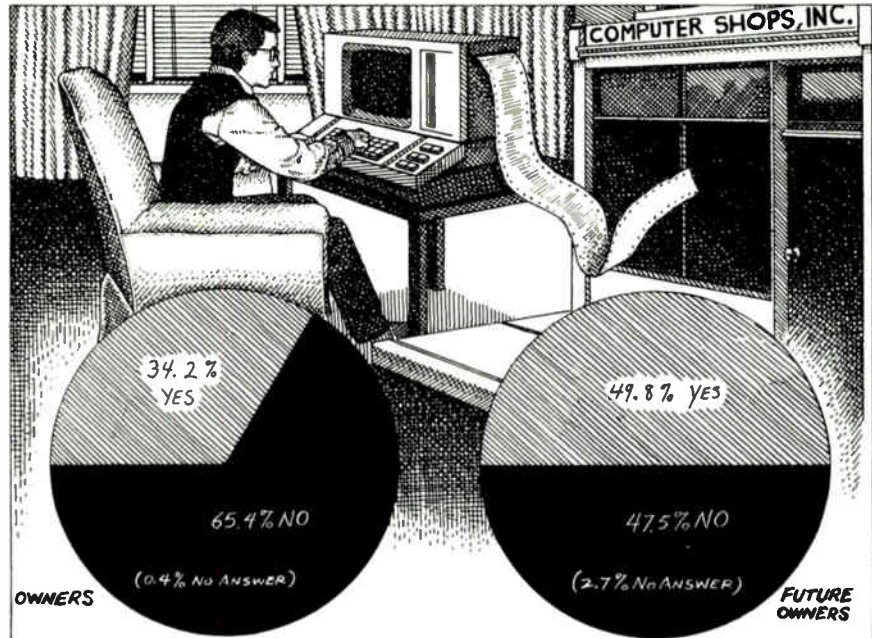
A senior programmer analyst working in Minneapolis believes that a little more planning between universities and businesses might go a long way toward alleviating any shortages. "Cooperation and planning between industry and universities could help solve this shortage," he says. "Equal salary opportunities between universities and industry might help, too."

An electronics engineer with a computer peripherals supplier in New England has a list of directives: "First, abolish mandatory retirement. Second, introduce computer programming and kit building in grade school. Some students are bound to develop an interest in design, which should be cultivated from the start. The sooner that interest develops, the greater the incentive to work at those studies which are necessary but don't 'come natural' to an individual."

Where should engineering begin?

Of all those surveyed, only 23.2% agree with the engineer from New England and feel grammar school is the place where a basic engineering education should be introduced. Nearly half—47.6%—disagreed and 29.2% had no answer. Those in company management were more supportive—32.5% agreed with the idea—whereas only 17.5% of those under 30 backed it.

The response was far higher to introduction at the high school level: more than three fourths—77.9%—supported the idea, with 11.6% against and 10.5% not



7. Personal computer craze. The predilection of the general public for small computers may not be growing quickly, but a third of the EEs surveyed now own one, and of those who do not, one half plan to buy a unit within the next two years.

responding. Company management was again out front, with 80% saying training should begin in high schools.

But 80.1% of the total respondents still opt for basic engineering courses remaining at the college level. A mere 2.4% disagreed, and 17.5% did not know or did not respond. Company management did not respond so strongly in the affirmative—69.2% said yes.

Another emerging issue is the human engineering side of design and the ecological, safety, and health factors of particular products. At least 78.3% of the respondents to the 1980 survey felt that such social factors will be of importance in the future, while only 11.7% did not. An even 10% either did not know or did not answer.

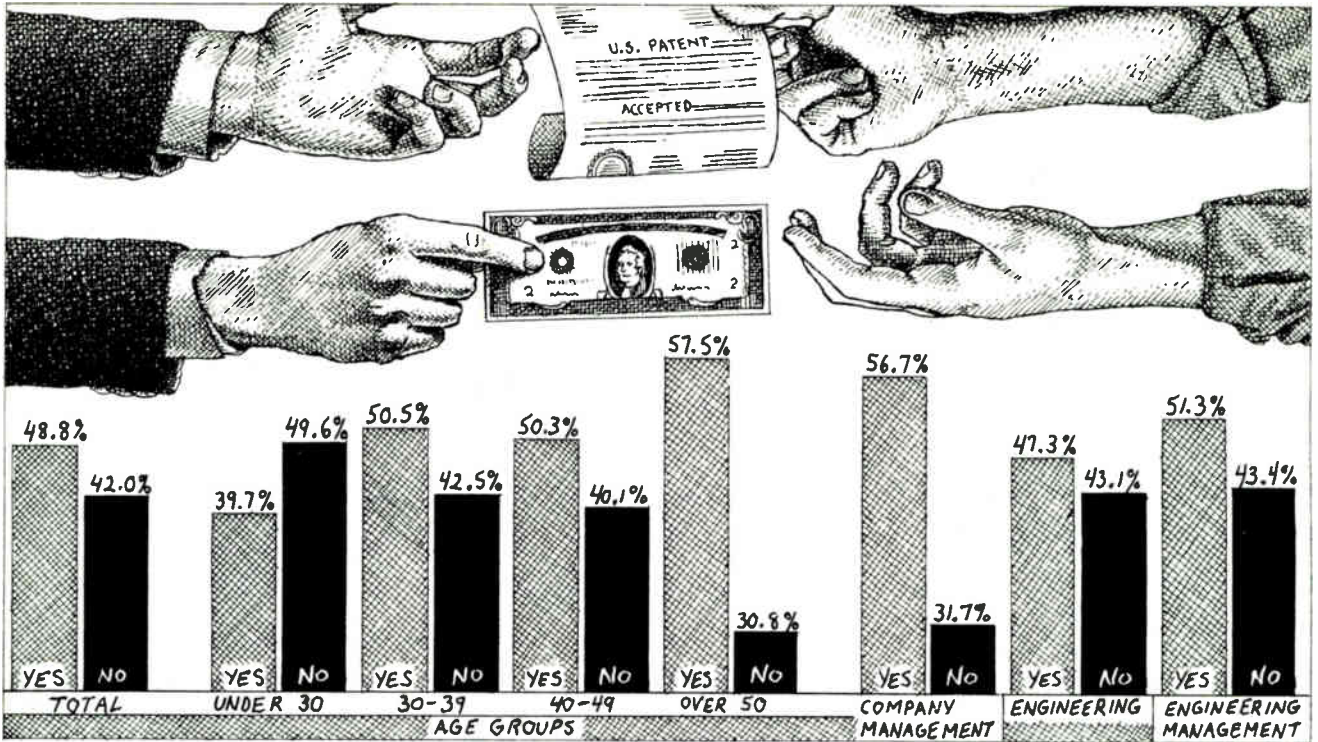
Patent rights and to whom they should belong is a divisive issue for many companies. The respondents to

date with technology through technical magazines and journals. He is a little more likely than his corporate counterparts and the engineers who work for him to join the IEEE, though there is more than a 50% certainty that he will not. He will not relocate overseas.

He is less likely to buy a personal computer than the engineer, although he has probably learned about microprocessor developments for his work. He believes there is in fact a chronic shortage of engineers and doubts that the Government is tackling the problem. He believes that companies practice age discrimination. He thinks companies should share patent rights and believes wholeheartedly that they should share the profits derived from those patents, with 25% going to the engineer.

Finally, the typical company manager is likely to have an electrical engineering degree, is more likely than an engineer to have a graduate degree, and also finds his training relevant to current work. White, male, a U. S. citizen, and

nearly 43 years old, he has worked for more than three companies since he received his undergraduate degree. He probably received that degree between 1955 and 1970, and his annual salary is \$40,905. He has been with his present employer a little over nine years and has received a 50% or more increase in salary in the last five years. He does not belong to the IEEE, using technical magazines to keep abreast of technology instead. Within the next two years he will buy a personal computer, and he, too, has probably had to learn about microprocessor applications and software. He is very satisfied with his engineering career and would not consider relocating overseas. He does not feel that companies practice age discrimination. He emphatically believes that there is a shortage of engineers and sees the Government as unconcerned. He thinks that companies and engineers should share in rights and profits—with, again, 25% of the latter going to the engineer.



8. Sharing patent rights. Although most of the respondents appear equally divided on whether companies and engineers should share in patent rights, more engineers over 50 believe in sharing, as do more than half of the company managers.

this year's survey seemed equally divided on whether engineers and companies should share in rights, whether companies should have total claim to the patent, or whether it is the individual engineer's prerogative. Those surveyed had a mixed response to the question: "Regarding patent rights, suppose an engineer works on a product or system, independent of his primary job responsibility. If this product is patented, do you believe the engineer and the company should share in the rights?" Nearly half—48.8%—thought the engineer and company should share the rights and 42% said no. Only 9.2% had no response. Significantly, company management was slightly more inclined to agree with the proposition than engineers are themselves; 56.7% of the company managers said yes, while only 31.7% said no, and 57.5% of the total respondents over 50 also responded positively. For those under 30, only 39.7% agreed, while 49.6% actually said no (Fig. 8).

Splitting patent profits

When asked if the company and the engineer should share in the profits, 54.8% agreed, 35.2% did not, and 10% had no response. Company management once again remarkably supported the idea by 62.5% to 25.8%, while those under 30 were not so enthusiastic—46.6% said yes against 40.2% who said no.

When those who were in favor of dividing profits were asked how these should be split, 41.6% said the company should receive 75% and the engineer 25%; 35% believed in a 50-50 split, while 8.1% supported a 25% company—75% engineer split. Only 5.8% thought the engineer should get everything, and 0.9% thought the company should receive 100%.

On another question besetting the engineering com-

munity today, the respondents did not have so positive a response. When asked whether those with BS degrees in electronic technology and those with BS degrees in electrical engineering should be compensated differently, 42.2% believed in a difference in salary, 41.2% believed in a difference in title, and 47.9% in job responsibilities, with 27.3% not responding or not sure. Others thought the difference should depend on individual experience, attitudes, and ability or that it should affect starting salaries only. A small percentage believed there should be no difference whatsoever.

If this is a problem, one solution would be professional licensing, but only 32.6% of those surveyed believed that electrical engineers should be professionally licensed. Almost half—49.7%—gave a vehement no, while 17.6% refused to answer or had no opinion. As expected, those in the 40-to-49-year-old group are the most vocal about this, with only 27.3% behind the idea and 56.7% opposing it entirely. These results support the theory that, although many government officials are promoting the concept of professional licensing, the EE is not especially enthusiastic about it.

Of those 32.6% believing the electrical engineer should be licensed, 65.2% think a professional association should oversee the licensing. Just about one fourth—24.7%—believe state government should be involved, while 15.8% said the Federal government should be. In fact, for a majority of respondents in all age groups, regardless of their primary job responsibility, a professional society is the body to oversee any professional licensing procedures. □

Ann Graham Hannon and Jeffrey A. Wolf of McGraw-Hill Inc.'s Research department researched this article.

64-K static RAM surrounds n-MOS cells with C-MOS circuits

N-doped wells replace p-type in C-MOS process to cut fabrication steps and optimize memory-cell transistors

by Takashi Ohzone, *Matsushita Electric Industrial Co., Semiconductor Research Laboratory, Osaka, Japan*

□ Because of its speed and density, n-channel technology has generally won out for large static random-access memories. But complementary-MOS has grown increasingly attractive because of its low power dissipation, particularly on standby. A compromise offers a near-ideal solution: use n-channel transistors in the array, reserving C-MOS for the peripheral circuits, where most of the RAM's power is dissipated. A 64-K static RAM—the highest capacity yet achieved for such a device—does just that, while adding a second level of polysilicon for cell load resistances to compress the layout further.

In addition, the polarity of dopants used in the bulk C-MOS fabrication process is reversed. In other words, instead of beginning with an n-type substrate and diffusing p-type wells to form n-channel transistors, n-type wells are diffused into p-type starting material. This approach was taken because the p-type substrate is optimized for n-MOS, and in this design n-channel devices greatly outnumber their complement.

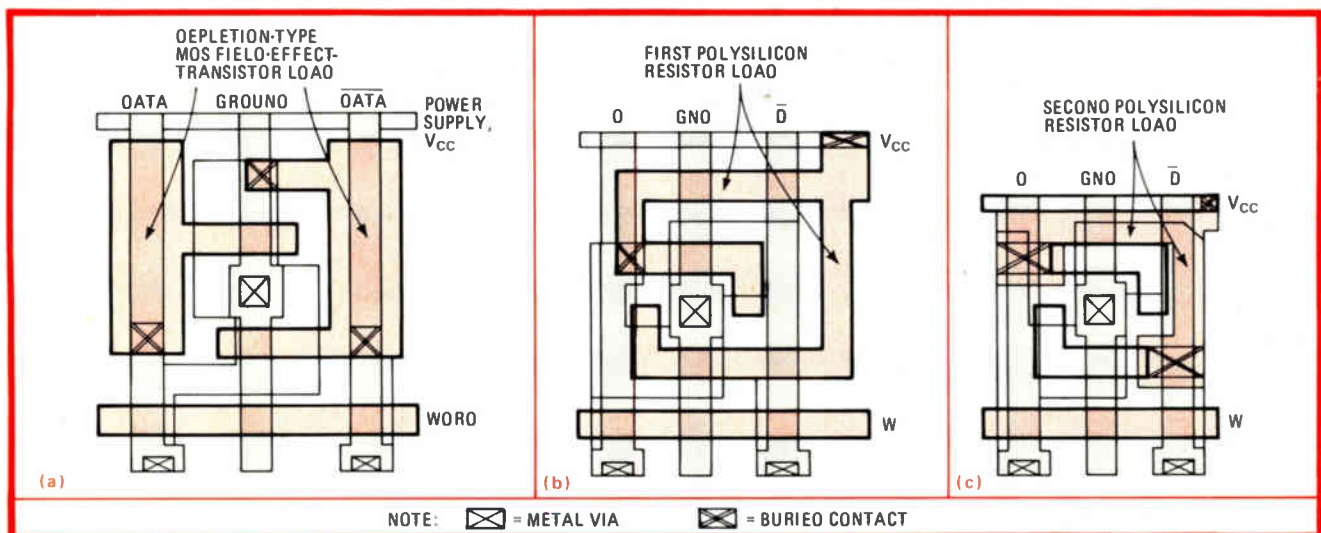
In the latest static RAMs, over 90% of the devices are used in the storage array, which typically consumes 60% to 70% of the chip's area. Obviously, then, small cells and efficient packing rules are a must, especially in a memory of these proportions.

However, the cell in a truly static RAM is composed of at least six components: four MOS field-effect transistors and two pull-up, or load, devices. Depletion-mode MOS FETs, doped single-level polysilicon resistors, and doped second-level polysilicon resistors all have been used as pull-up devices. Figure 1 compares the relative size of these three load device types, assuming each uses the same design rules.

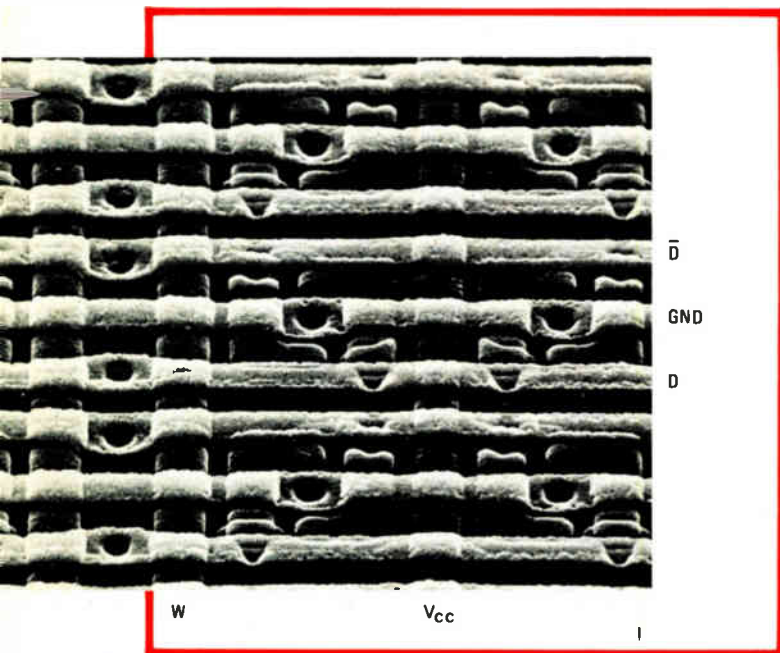
The important reason for choosing for the 64-K RAM the double-polysilicon shown approach in Fig. 1c is that, since the resistors can be folded over and placed on top of the cell, they do not contribute to cell area at all. The size of the cell is determined solely by the four MOS FETs built with the first layer of polysilicon.

If the area of the cell with depletion loads in Fig. 1a is taken as 1.0, the areas of Figs. 1b and 1c are 0.85 and 0.57, respectively. Thus the area taken up by a cell in the 64-K RAM is well below 80% of that possible if only one plane of polysilicon were available.

In the 64-K RAM, first-level polysilicon is used to form the gates of the two driver MOS FETs, the word line (W) supplied to the transfer transistor gates, and the power-supply line (V_{CC}) in Fig. 2. The load resistors, as well as the interconnections for the gate-to-drain cross-coupling



1. Squeeze play. In static random-access memories, three types of load devices have been tried: the depletion-mode field-effect transistor (a), single-polysilicon resistor loads (b), and double-polysilicon resistor loads (c). Matsushita's 64-K RAM uses the last type because its area is nearly half that of a RAM using depletion-mode loads. If the area (a) is assigned a value of unity, (b)'s would equal 0.85, and (c)'s, 0.57.



2. At an angle. Word and power-supply lines, which run vertically in this photomicrograph, are formed in the first level of polysilicon. The two data lines for each cell and the ground lines are of aluminum. The area occupied by each cell is just over $300 \mu\text{m}^2$.

of the driver MOS FETs, are formed with the second level of polysilicon film. One ground line and the two data lines for each cell are metal.

Sizing the cell

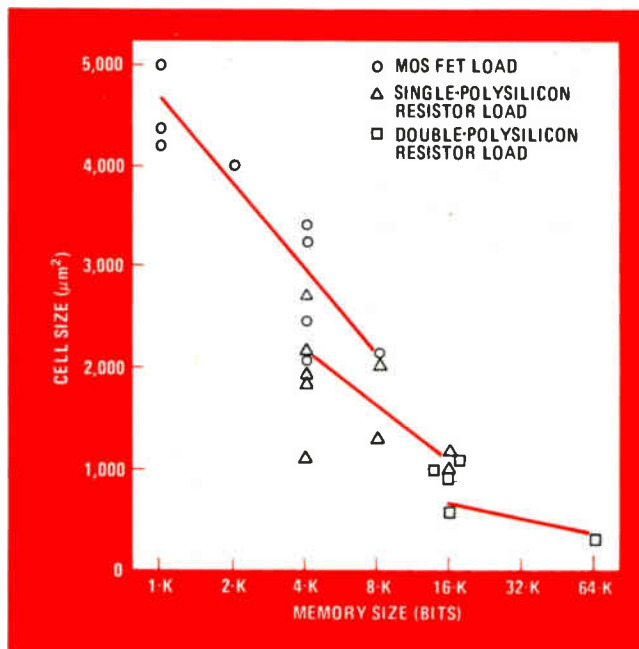
Figure 3 plots cell area versus memory capacity for MOS static RAMs. The circles, triangles, and squares represent the structures that use MOS FET, single-polysilicon, and double-polysilicon loads, respectively. The discontinuities from one line to another result from the introduction of the successive load device types, whereas diminishing geometries are responsible for the smooth downward slopes of each segment.

Actually, the double-polysilicon cells used in this 64-K RAM were employed previously in a 16-K static memory. But 3-micrometer features were used in that chip, and a cell in it measured 621 square micrometers. Design rules of $2 \mu\text{m}$ are being used to build the 64-K chip, and at $304 \mu\text{m}^2$, its cells are less than half the size of the 16-K's.

Interestingly, the ratio of the reduction in cell size—0.49—is nearly equal to the square of the ratio of the reduction in feature size between the 16- and 64-K devices (0.44). Using this relationship, when the design rules are further scaled down to $1 \mu\text{m}$ and then to $0.5 \mu\text{m}$, the respective decreases in cell size relative to the 64-K RAM should be about one fourth and one sixteenth. Thus, the cell structure promises 256-K and 1 megabit fully static RAMs on chips no larger than that for the 64-K memory.

As mentioned, the double-polysilicon n-channel transistors and the n-well C-MOS circuits in the RAM share a common p-type substrate. This substrate is lightly doped for high resistance and high performance.

The table compares seven C-MOS processes in terms of substrate-impurity concentration, doping of wells, and



3. Declining. Cell area as a function of memory density is plotted for three types of loads. The decreasing slope of each segment is the result of finer features. In time, 256-K and 1-megabit static RAMs will be possible on chips not much larger than that of the 64-K.

ion implantation steps employed for threshold voltage control. Three of the processes use p wells, three use n wells, and one uses both polarities of well in an undoped, or intrinsic (π), substrate. This comparison assumes $2\text{-}\mu\text{m}$ -wide n^+ -polysilicon gates and 5-volt logic. Gate and field-oxide thicknesses are 40 and 400 nanometers, respectively, and the gate and field threshold voltages of the n- and p-MOS FETs satisfy the relationships $V_{Tn} = -V_{Tp} = 0.8$ and $V_{TFn} = V_{TFp} \leq 6$ V.

All's well with n wells

The A processes in the table require only one implant for threshold control, but as gate lengths are scaled down to about $2 \mu\text{m}$, high impurity concentrations start to degrade performance. Low junction capacitances and high speed can be obtained with the two C processes and the dual-well process, but four ion implantation steps are required in all three of these cases.

The B process with n-type wells was chosen for several reasons. For one, the n- and p-type transistor gate thresholds are simultaneously controlled with a single p-type ion implant. In addition, this process allows lower impurity concentrations to be used in substrate and wells alike, resulting in medium and low junction capacitances in p- and n-channel transistors, respectively.

The n-well process has the further convenience of being very similar to standard all-n-MOS processes; indeed, the same p-type substrate can be used for both. In addition to low junction capacitances, this substrate ensures a high surface mobility in the n-MOS FETs.

The somewhat higher junction capacitances of the p-channel devices in the process hardly affect switching speeds. The peripheral C-MOS circuits that use the p-channel transistors—the row, column, and word drivers—need to drive large capacitive loads. Consequently,

COMPARING p-WELL AND n-WELL COMPLEMENTARY-MOS PROCESSES

Ion-implantation steps	P-well processes			N-well processes			P-well - n-well process
	A	B	C	A	B	C	
V_{TFn} control (B^+)	no	no	yes	no	yes	yes	yes
V_{TFp} control (P^+)	no	yes	yes	no	no	yes	yes
V_{Tn} control (B^+)	no	no	yes	no	yes	yes	yes
V_{Tp} control (B^+)	yes	yes	yes	yes		yes	yes
Surface impurity concentration (cm^{-3})	p well	20×10^{15}	20×10^{15}	$< 5 \times 10^{15}$	—	—	$< 5 \times 10^{15}$
	n well	—	—	—	8×10^{15}	8×10^{15}	$< 5 \times 10^{15}$
Substrate impurity concentration (cm^{-3})	8×10^{15} (n-type silicon)	$< 5 \times 10^{15}$ (n-Si)	$< 1 \times 10^{15}$ (n-Si)	20×10^{15} (p-Si)	$< 1 \times 10^{15}$ (p-Si)	$< 1 \times 10^{15}$ (p-Si)	$< 1 \times 10^{15}$ (p-Si)
Comments	well-impurity concentration cannot be controlled	high junction capacitance and large substrate bias effects in n-MOS FETs	low junction capacitances and low substrate bias effects in both n- and p-MOS FETs	well-impurity concentration cannot be controlled	medium and low junction capacitances in p- and n-MOS FETs, respectively	low junction capacitances and low substrate bias effects in both n- and p-MOS FETs	low junction capacitances and low substrate bias effects in both n- and p-MOS FETs

Assumptions for the calculations:

C-MOS processes with n^+ -polysilicon gates of about $2 \mu m$ for 5-V operation circuits.
 $V_{Tn} = -V_{Tp} = 0.8 V$, $V_{TFn} = -V_{TFp} = 6 V$, $T_{OXG} = 40 nm$, $T_{OXF} = 400 nm$.

their performance is almost entirely governed by the gate capacitance of the MOS FETs to be driven and by the capacitive loading of the aluminum interconnections.

In sum, the process achieves nearly the same switching speeds of other processes, but with fewer total processing steps. Figure 4 shows a cross section of the resulting structure. The n^+ -doped polysilicon gates—which are free of boron impurities—are used for both n- and p-channel MOS FETs to prevent any of the instabilities that have been observed in boron-doped gates.

In all, six ion implants are used in the process. They are for:

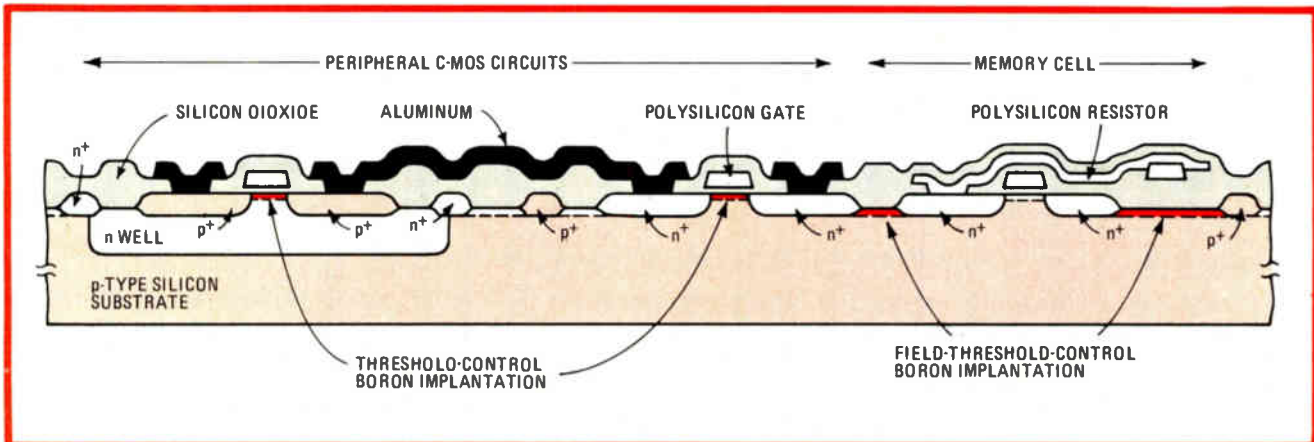
- N-well formation.
- Field threshold voltage control in p-type substrate regions.
- Simultaneous n- and p-channel MOS FET threshold voltage control.

- N-channel MOS FET source-drain formation.
- P-channel MOS FET source-drain formation.
- Sheet resistance control of the polysilicon resistor loads.

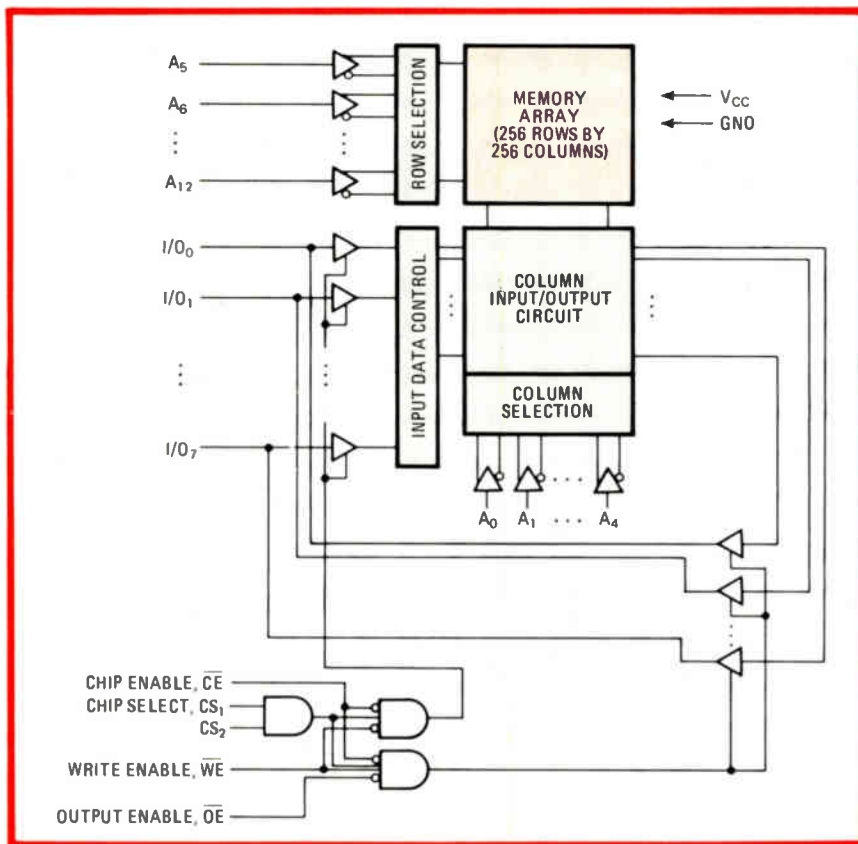
Dry etching techniques are used extensively to resolve $2\text{-}\mu m$ patterns in silicon nitride (Si_3N_4), polysilicon, and aluminum films.

The $31.6\text{-square-millimeter}$ ($48,980\text{-square-mil}$) chip is a bed for 271,400 MOS FETs and 131,100 load resistors, for a total of 402,500 individual elements. The die area is only 2.2 times that of the 16-K-RAM mentioned earlier, with the storage array occupying 63% of the total. The cells are arranged as 256 rows by 256 columns, but data is organized as 8 blocks of 8-K each. Access times as low as 80 nanoseconds at a power dissipation of 300 milliwatts have been measured.

The RAM's 8-K-by-8-bit organization suits both 8- and



4. Two in one. The process used to build the 64-K RAM combines a double-polysilicon n-MOS process and a complementary-MOS process that relies on n-type wells. The C-MOS peripheral circuits and the n-MOS array share a common high-resistivity p-type substrate.



5. 8-K bytes. The storage array, arranged as 256 rows by 256 columns, is seen from the outside as eight blocks of 8-K each. The RAM's power-down mode is controlled by the chip-enable and -select signals. When the output-enable pin is high, the outputs assume a high-impedance state.

16-bit microprocessors. The device's 28 pins are compatible with sockets for standard 64-K read-only memories and programmable ROMs. Pins 3 through 26 match those of standard 16-K static RAMs for a simple upgrade to the 64-K density level.

Made for the microprocessor

Figure 5 shows a block diagram of the memory. The 256 rows and 32 columns of each 8-K data block are selected via address signals A_5 - A_{12} and A_0 - A_4 , respectively. The RAM's power-down mode is activated by the chip-enable (\overline{CE}) and the chip-select (CS_1 , CS_2) signals. When the output-enable (\overline{OE}) pin is high, all of the eight input/output pins (I/O_0 - I/O_7) assume a high impedance state.

The RAM is designed to take on one of four different chip-select modes through a metal mask option. These are $CS_1 \cdot CS_2$, $\overline{CS_1} \cdot CS_2$, $CS_1 \cdot \overline{CS_2}$, and $\overline{CS_1} \cdot \overline{CS_2}$, where the dot indicates a logical AND. With one each of the four variations, a 256-K store can be built without external logic. Addresses A_{13} and A_{14} are simply supplied to the chip-select pins (26 and 27), and the I/O pins of all the chips may be bused together.

The C-MOS circuits in the static RAM—the row and column decoders and the control circuitry for chip-select and read/write operations—consume absolutely no dc power while in operation or on standby.

Two types of circuit do, however, use dc power: the MOS FETs that pull up data lines in the memory array and the sense amplifiers. However, dc dissipation of the former is held to zero on standby because the chip-select signal tells the row-address circuits to unconditionally

ground the word lines during this mode. Similarly, the chip-select signal ties to the gates of current controlling n-channel transistors in the sense amps to shut down that circuitry, too, while idle. As a result, only the current flow through the extremely high-resistance polysilicon loads in the memory array contributes to the standby power dissipation.

Voltage and temperature variations

The address access time (T_{AA}) and chip-select access time (T_{ACS}) improve with an elevated supply voltage but stretch out as the temperature rises. The active and standby currents (I_{CC} and I_{SB} , respectively) both increase with supply voltage and temperature. T_{AA} and T_{ACS} are typically 80 ns with 5 v and an ambient temperature of 25°C. T_{AA} increases about 10% when the temperature is elevated from 25° to 75°C.

With this same increase in temperature, I_{SB} becomes about three times higher as a result of the negative temperature coefficients of the polysilicon loads in the memory array. I_{CC} does not increase nearly as rapidly. The discrepancy is explained by the fact that the rise in I_{CC} is somewhat compensated for by the decrease in dc current flowing in the pull-up MOS FETs and in the sense amps. These currents act to decrease effective surface mobility in MOS FETs.

Each memory cell draws about 0.2 microwatt for an overall standby dissipation of about 15 milliamperes. When the sheet resistance of the load resistors in the memory is increased to be on the order of several gigohms per square, I_{SB} will plummet to just hundreds of microamperes. □



Model 3010, our new high-performance, synthesized signal generator, has a top end of 1,000 MHz. It lets you cover the frequency range from 1 GHz all the way down to 1 MHz, with

0.001% accuracy and +13 dBm RF output. Combine that with 100 Hz resolution, ± 0.75 dBm flatness and standard frequency programmability and you're ready to run.

Frequency is easily set by seven lever/indicator switches. Front-panel controls allow selection of four (instead of the usual two) modulation frequencies—400 Hz, 1 KHz, and two user preset frequencies. Unique modulation capabilities let you perform testing which requires complex or simultaneous modulation—AM on FM, FM on FM, or AM on AM.

Model 3010 is ideal for conducting tests all the way from LF up to the 800 and 900 MHz communication band. It ensures high performance at the top end, the bottom end, or anywhere in between for only \$4,750.* Call us toll-free today for a demonstration.


Wavetek Indiana, P.O. Box 190
66 North First Ave., Beech Grove,
IN 46107. Toll-free 800-428-4424;
in Indiana, (317) 783-3221.
TWX (810) 341-3226.

WAVETEK[®]

Circle # 148 for demonstration


Circle # 149 for literature

*US price only



**It redlines at
1,000 MHz.**

MANUAL INPUT



If you're still using potentiometers to help convert mechanical motion into digital signals, there's an easier, less expensive way.

Switch to Disc Instruments' new fingertip-controlled PANELCODER™ Series optical encoders. Their digital outputs eliminate the need for the A to D converters which analog pots require. No more pot noise and wiper wear, either.

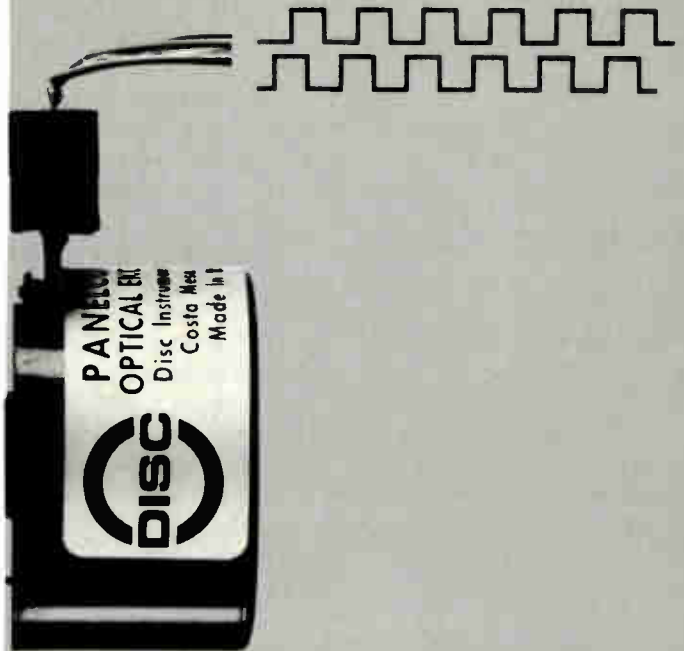
They're rugged and accurate, too. Up to 250 pulses per revolution with a 100,000-hour LED light source, and accurate to ± 10 minutes of arc. Power input is 5 Vdc $\pm 5\%$ at 60 mA maximum. They're sized (1½" diameter) to fit the same space a potentiometer used to occupy.

Switching from pots to PANELCODERS drops your component costs by eliminating the analog-to-digital conversion step.

Not only saves you money, but improves your product performance.

Circle 150 on reader service card

DIGITAL OUTPUT



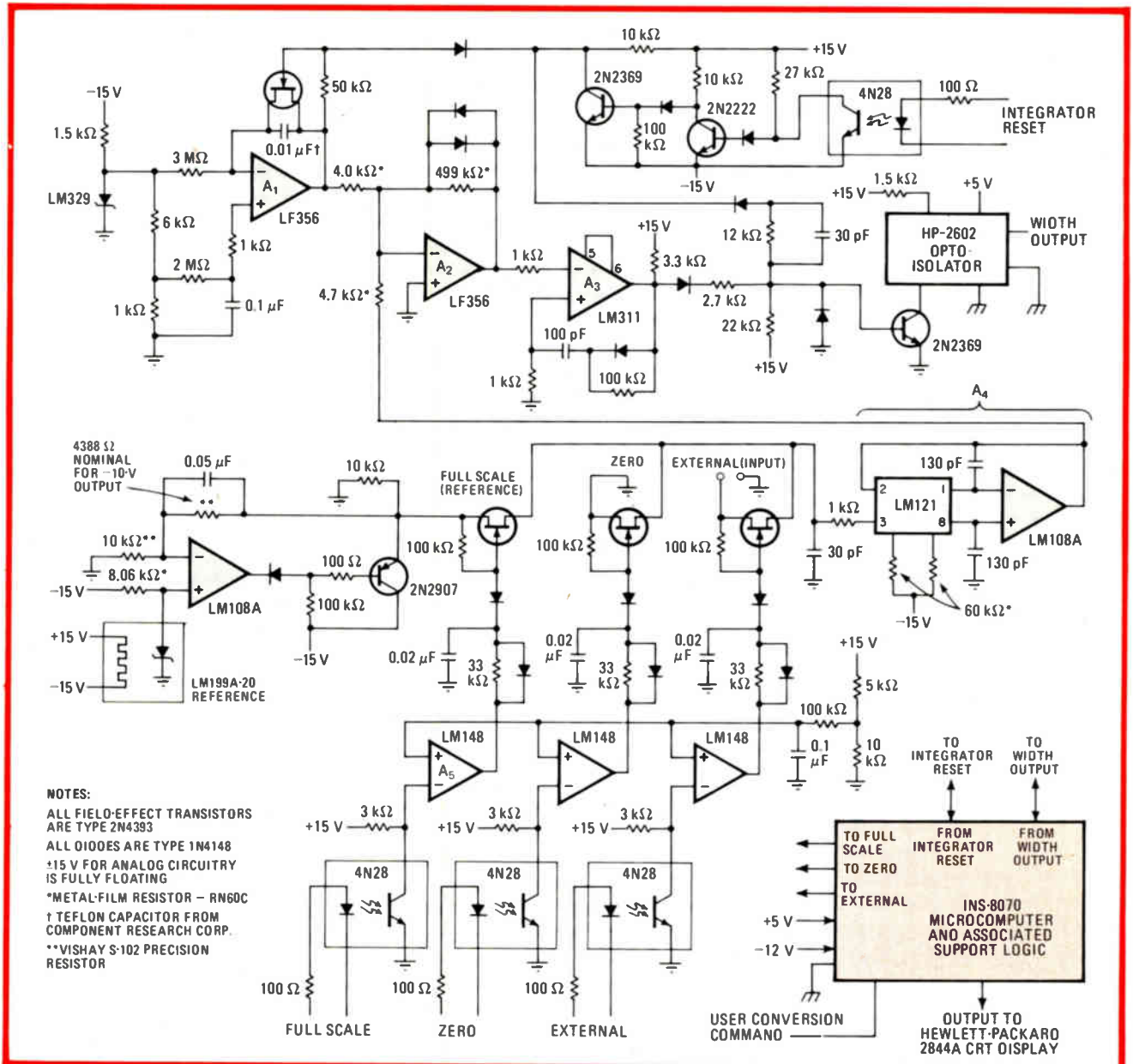
Disc Instruments is ready to serve you worldwide with the broadest line of rotary and linear encoders in the industry. If our standard products do not fit your exact encoder requirements, we'll make a special for you.

Write or call us for details. Disc Instruments is a leader in optical encoder technology.



Disc Instruments Inc.
A WHOLLY-OWNED SUBSIDIARY OF FINNIGAN CORPORATION

102 E. BAKER ST.
COSTA MESA, CALIFORNIA 92626
PHONE: (714) 979-5300
TWX: 910-595-1987 DISC CSMA



2. 20 bits. This prototype microprocessor-based a-d converter achieves 20-bit linearity and its absolute accuracy is limited only by the accuracy of the voltage reference. The LM199A-20 reference and the LM108A op amp combination provides 0.25-ppm/°C stability.

completely charging and discharging instantaneously (the capacitor's charging and discharging characteristics are influenced by the history of its current flow, including current magnitude, duration, and flow direction).

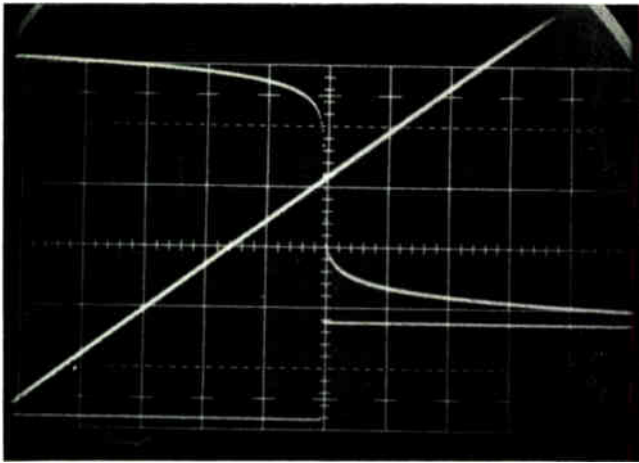
When a capacitor is discharged, even through a direct short, a certain length of time is needed to remove all of the charge in the parasitic capacitance across it, as a result of the parasitic resistance present. In the opposite direction, some charge is absorbed by the parasitic capacitor after charging of the main capacitor has ceased, unless the charging source is maintained for many parasitic RC time constants.

Teflon, polystyrene, and polypropylene capacitors have low dielectric absorption characteristics. Paper, Mylar, and glass capacitors are relatively poor in this regard, and electrolytic capacitors are the worst. Unfor-

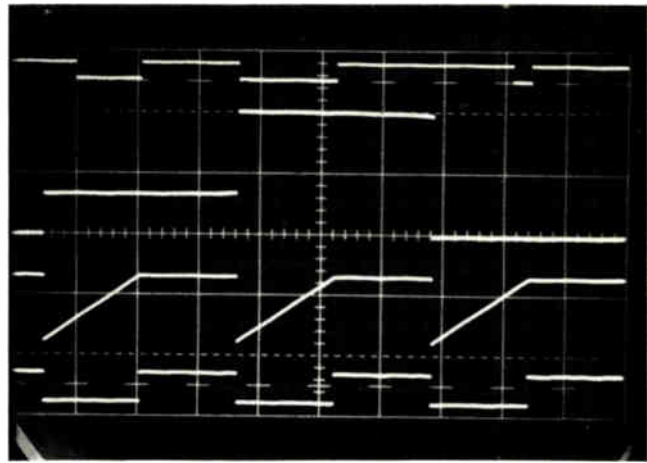
tunately, even the best capacitors exhibit enough dielectric absorption to lead to residual nonlinearity effects for a-d converter circuits. Furthermore, dielectric absorption can cause the circuit to provide different outputs for a fixed input as the conversion rate is varied over large ranges. Some compensation schemes can offset this type of behavior. However, they are difficult and expensive to implement for converter circuits requiring optimum linearity levels.

The microprocessor to the rescue

What is really needed is a conversion scheme that not only inherently cancels dielectric absorption effects, but simultaneously corrects for zero and full-scale drifts as well. The microprocessor-based circuit of Fig. 1 fulfills such requirements.



3. Precise. Ramp signal (straight line at 0.05 V/division) of the A_2 - A_3 stage in Fig. 2 allows precision comparator performance. Output of A_2 (top left at 0.2 V/division) emerges out of diode-bound line. Bottom signal (at 5 V/division) is A_3 's output. (Division = 200 ms.)



4. Conversion. Signal elements of the converter circuit are, from top to bottom: integrator reset, ramp and A_1 output, multiplexer output at A_4 , and width output. The signals are shown at 10, 10, 5 and 10 V/division and at 50 μ s/horizontal division.

This circuit sequentially switches zero, full-scale reference, and external signals into one input of a comparator. The other comparator input is driven by the ramp voltage output of an operational-amplifier integrator.

If no conversion command is applied to the microprocessor, the circuit is quiescent. In this state, the microprocessor sends a continuous, regularly spaced signal to the integrator reset switch. The integrator's output is a ramp signal whose period (50 milliseconds) and magnitude (10 volts) are fixed and remain so regardless of the converter's operating state. The ramp signal is assumed to be sufficiently linear for the conversion task at hand, and the time between the ramps is sufficiently long to ensure resetting of the integrating capacitor.

When a conversion command is sent to the microprocessor, the latter switches the comparator input to the zero position, waits for the next available ramp signal, and measures the length of time required for the ramp signal to cross 0 V. This information is then stored in memory.

This procedure is repeated by the microprocessor for the full-scale reference and external switch positions, with information also being stored in memory. The microprocessor can now determine the absolute value of the external signal in microvolts, using information stored in its memory, according to the equation:

$$EX = [(C_{EX} - C_{ZERO}) / (C_{FULL\ SCALE} - C_{ZERO})] K$$

where EX = the external signal, C = the count obtained, and K = a constant, typically 10^7 .

After solving the equation, the microprocessor presents the answer at the converter circuit's output and gets ready to receive the next command signal.

This circuit provides many of the advantages of a dual-slope integrating converter. The use of the microprocessor also yields additional advantages. The key features of the circuit are:

- It continuously corrects for zero and full-scale drift in all components in the a-d converter circuit regardless of changes in time or temperature. The primary limitation on accuracy is the stability of the full-scale reference.

The zero signal is derived through a conventional high-quality grounding technique. These features are similar to those of a dual-slope integrating converter.

- Because the integrating capacitor is always charged in a continuous pattern and in the same direction, the error due to dielectric absorption is relatively small and constant and appears as an offset voltage. This offset voltage can be removed during the microprocessor's calibration cycle, a unique feature that is the key to high linearity.

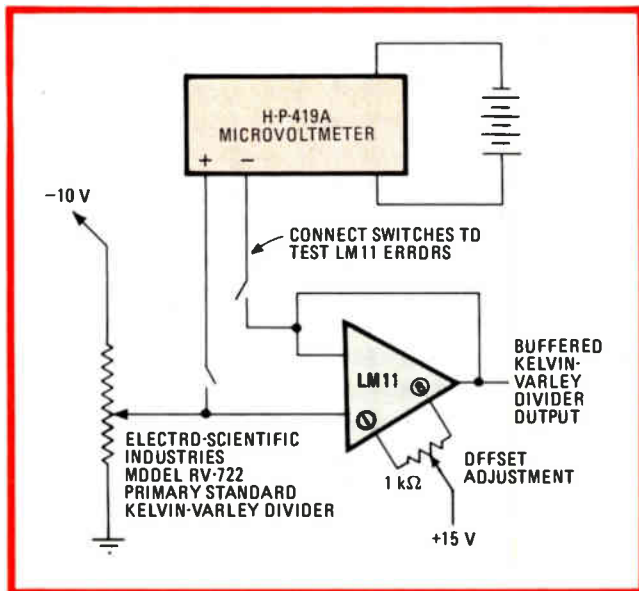
- The comparator always sees the ramp voltage approaching the trip point from the same direction and at the same slew rate, regardless of operating conditions. This consistency helps maintain repeatability at the trip point in the face of noise and gain-bandwidth limitations in the comparator.

- Unlike a dual-slope integrating converter, the circuit has no inherent noise rejection capability. The external input signal is directly coupled to the comparator input with no filtering, a decided disadvantage, since most real-world signals require some smoothing. If a filter were placed at the converter input, a substantial time lag due to settling-time requirements would occur, and therefore, because the converter relies on short time intervals between multiplexer states to effectively cancel drift, an input filter is not desirable. One solution is to have the microprocessor digitally filter the input signal using averaging techniques.

A closer look

Figure 2 shows a detailed schematic diagram of a prototype a-d converter with 20-bit linearity. For clarity, the National Semiconductor INS8070 microprocessor and its associated logic are shown in block form. The entire analog section is fully floating from the digital section to eliminate clock and digital current-spiking noise. Both sections communicate with each other via type 4N28 opto-isolators.

The full-scale reference for the converter is provided by the LM199A-20 voltage reference and LM108A operational amplifier combination. Together, they allow the circuit typically to deliver a stability of 0.25 ppm/ $^{\circ}$ C



5. Testing. The 20-bit a-d converter was tested with this Kelvin-Varley voltage divider, a primary standard with guaranteed linearity of within 1 ppm. LM11 op amp is low-bias-current and low-drift follower for the divider. Readings were taken on a HP 419A microvoltmeter.

and drift of several parts per million per year. As mentioned earlier, the absolute accuracy of the voltage reference is the primary limitation on the absolute accuracy of the converter.

The reference output is fed to a multiplexer, switched by field-effect transistors, that also receives the external and zero signals. Because all these sources are at a low impedance level and only one is switched on at a time, leakage currents and on-resistances do not contribute significant errors.

The A_4 amplifier, composed of the LM121 preamplifier and LM108A op amp, provides a low-bias-current unity-gain follower section with a common-mode rejection ratio of greater than 1 million to 1 (120 decibels), preserving converter linearity. Drifts in this follower section are not significant, since they are canceled by the microprocessor's calibration cycle. The microprocessor's digital commands to the FET switches are received by the opto-isolators. The LM148 quad op amp (A_5) generates the voltage swing necessary to control the FET switches. Discrete components at each amplifier output are used to generate one-way time delays, providing the switches with break-before-make action. This action prevents crosstalk between the zero, full-scale reference, and external sources.

Another FET is used to reset the integrator and is biased by a brute-force level-shifting edge-speedup network formed by the 2N2222-2N2369 transistor combination. A 4N28 opto-isolator biases this network after receiving the reset signal from the microprocessor. A_1 , an LF356 op amp, is biased at its positive input to -1 V , ensuring that the ramp will start far enough below ground to determine a true zero signal.

The requirement for a comparator with a trip-point noise of 1 ppm (1 least significant bit at 20 bits) cannot be met by a standard device. At 10 v full scale, 1 ppm of trip-point noise is only 10 microvolts. The ramp signal's

relatively slow slew rate means that the gain-bandwidth and noise characteristics of a standard differential-input comparator will cause considerable uncertainty at the trip point. In addition, as the common-mode voltage (formed by the crossing of the ramp and multiplexer output signals) changes, the trip point of the comparator shifts, introducing nonlinearity.

Stretching comparator precision

The foregoing problems are addressed by the A_2 - A_3 stage combination, which forms a high-precision comparator. A_4 's negative output is resistively summed at A_2 with the positive output of the A_1 ramp. A_2 normally operates at a low gain, since the diode-bound pair in its feedback loop limits gain.

When the currents produced by the ramp potential and A_4 's output balance closely, A_2 comes out of bound and operates at a gain (of about 100) determined by the 499-kilohm feedback resistor. A_2 remains in this high-gain state as long as currents caused by the ramp signal and the A_4 output remain nearly equal. As the ramp signal becomes more positive, the current into A_2 's summing junction goes to zero and then becomes positive until the A_2 output becomes negative.

The output of A_2 drives the A_3 stage, an LM311 comparator that acts as a zero-crossing detector. Components in the positive-feedback path of A_3 ensure a sharp transition, as shown in Fig. 3. The ramp signal (straight line) is shown highly expanded. The A_2 output signal (top left) can be seen emerging cleanly out of the diode-bound line just before the ramp signal balances A_4 's output and returning to the bound line after the crossing occurs. The bottom signal is A_3 's output.

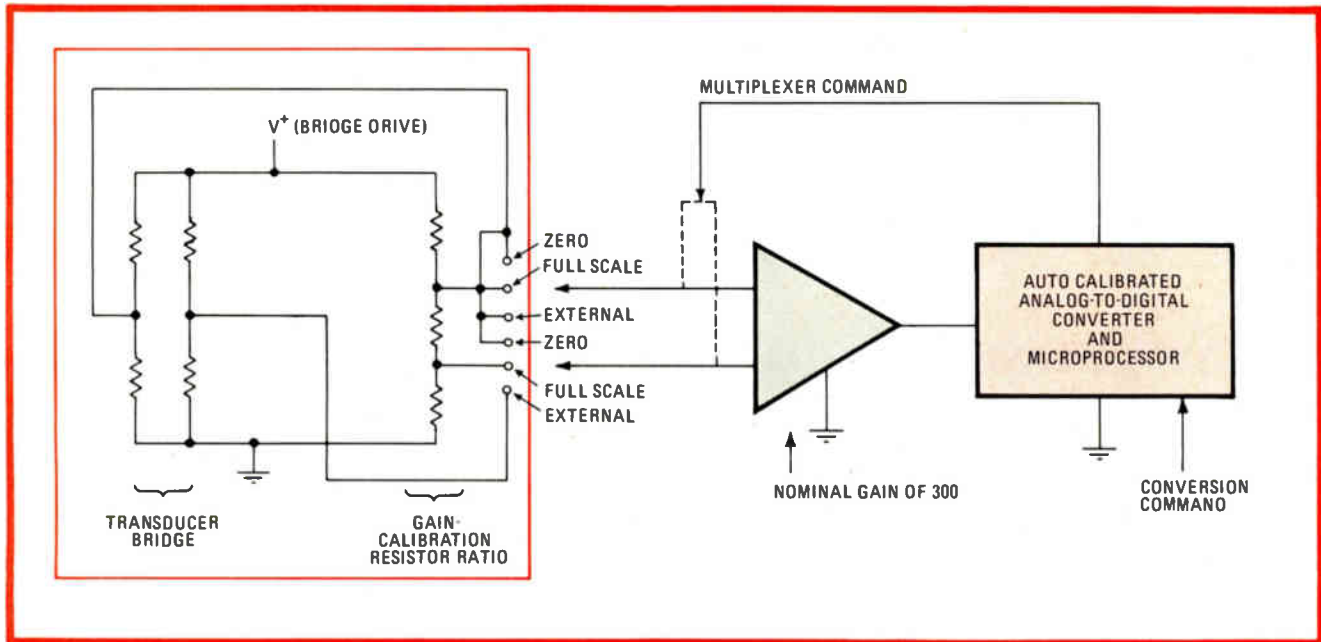
The A_2 stage simplifies the A_3 stage's task. It amplifies the voltage difference of the two signals to be compared by a factor of 100, thus negating the effect of A_3 's input uncertainties. It also produces a hundredfold increase in the ramp-signal slew rate at the trip point, allowing A_3 to spend that much less time with its inputs nearly balanced in an uncertain and noise-sensitive condition. Finally, A_2 presents the difference signal as a single-ended zero-crossing signal. This eliminates errors due to changing common-mode voltages that a differential comparator's inputs would face. Such errors manifest themselves as overall converter nonlinearity.

The output of the A_3 comparator is fed to a 2N2369 transistor that functions as a level-shifting gate. It gates out the portion of the width output signal caused by the length of the integrator reset signal. The transistor is a low-storage-capacitance device with high speed, even in the relatively slow common-emitter configuration. An HP 2602 fast optocoupler transmits the width information to the digital circuitry.

At work

Figure 4 shows the a-d converter at work. From top to bottom are the integrator reset signal from the microprocessor; the ramp signal at A_1 's output; the multiplexer output at A_4 , with the zero, full-scale reference, and external states; and the width output. Ample time is allowed for each state before the ramp signal begins.

The converter was tested as shown in Fig. 5. The



6. Instrumentation converter. This 15-bit a-d converter with 30-millivolt full-scale input has an input-amplifier gain of 300, making it useful for low-level instrumentation applications. Its basic conversion principles are the same ones used in the 20-bit a-d converter of Fig. 2.

Kelvin-Varley voltage divider, a primary standard, has a guaranteed linearity to within 1 ppm. The LM11 op amp provides a low-bias-current, low-drift follower stage for the Kelvin divider network. Since the LM11 has more than 120 dB of common-mode rejection, its voltage output tracks the linearity of the Kelvin divider. To test this tracking, the LM11 is adjusted for an offset null and a battery-powered microvoltmeter is connected between its inputs. A 20-bit-linear (1-ppm) transfer characteristic is verified by running the Kelvin divider through its range and noting less than 10 μV of shift (1 LSB at 10 V full scale) under all conditions. The a-d converter voltage reference is then used to drive the Kelvin divider input and the LM11 output connected to the external input of the a-d converter.

Proof of the pudding

The a-d converter's output was verified on a Hewlett-Packard 2644A cathode-ray-tube terminal. For each conversion command to the microprocessor, the number of counts for zero, full-scale reference, and external switch positions were displayed, along with the final computed answer. The final count was computed to 1 part in 10 million. In four conversion commands, zero full-scale reference, and external-switch position counts all were within ± 1 ppm despite the fact that they were individually spaced nearly an hour apart in a changing thermal environment. The linearity of the converter over a 10-V range was verified at 10 points by varying the most significant bit of the Kelvin divider. Although the prototype converter takes 300 milliseconds to complete a cycle, faster speed is attainable by increasing the 20-megahertz clock rate.

Higher conversion speeds are easily obtainable at low resolutions simply by shortening the ramp time. By juggling clock speed and ramp time, the converter's output word length and conversion time may be varied

over a wide dynamic range.

Although a 20-bit converter is useful for some applications, many others do not require that degree of precision. However, the basic conversion technique is readily adaptable for practical solutions of common transducer and other low-level interface problems.

Figure 6 is the block diagram of a 15-bit a-d converter with a 30-millivolt full-scale input. In this application, the converter has a differential input amplifier with a nominal gain of 300. The amplifier's offset and gain drift are canceled by the microprocessor's calibration loop. The external signal is the output of the transducer bridge. The full-scale reference signal is derived by measuring across the middle resistor of a string that has the same voltage across it as the nominal bridge output for a given bridge drive signal. Thus, even if the bridge drive signal varies, the gain of the system remains calibrated by ratiometric error cancellation. The zero signal is derived by shorting both amplifier inputs to the common-mode voltage at the bridge output. The circuit maintains 15-bit accuracy over a 75°F temperature range.

Prospective builders of the microprocessor-based a-d converter described here are advised that construction steps are extremely critical. For the converter to operate properly, the greatest care must be paid to grounding, guarding, and shielding techniques. \square

Bibliography

- T. Muira et al., "On Computing Errors of an Integrator." Proceedings of the Second ACLA Conference, Strasbourg, France, 1958. Brussels: Presses Academiques Europeennes, 1958.
- Hewlett-Packard Co., Operating and Service Manual—HP 3440 D.V.M. Palo Alto, Calif.: 1961.
- R. A. Eckhardt, "An Analysis of Errors in Single Slope Integrators." SB thesis. Massachusetts Institute of Technology, 1974.
- J. Williams, "Characterization, Measurement and Compensation of Errors in Capacitors: A Compendium of Study, Hacks, Some Good Stuff and a Few Pearls." Internal document. Cambridge, Mass.: Massachusetts Institute of Technology, Electrical Engineering and Computer Department, 1975.
- ECD Corp., "The Secret Life of Capacitors." Monograph. Cambridge, Mass.: 1975.
- J. Williams, "Low-cost Linear A/D Conversion Uses Single-Slope Techniques." EDN, Aug. 5, 1978. Pp. 101-104.

Push-pop program aids 6800's register swapping

by P. R. Apte
Tata Institute of Fundamental Research, Bombay, India

Unfortunately, the popular 6800 microprocessor lacks the push and pull stack instructions that its counterpart, the 8080, uses so efficiently to exchange index registers and accumulators. With the addition of a simple routine and appropriate hardware for modifying the system's nonmaskable interrupt service routine, however, implementation of these functions is easy.

In the unmodified system, it is necessary to store the index register in memory in order to access two or more tables in a program, because the 6800's code is nonreentrant and thus is inefficient for register swapping. This program and three chips coordinate the data transfer much as is done in the 8080, with little complexity and at low cost.

As seen from the program and with the aid of the figure, the routine first checks for the occurrence of an active interrupt request on lines IRQA and IRQB by polling ports CRA and CRB of the 6820 peripheral interface adapter. The PSHX and PULX routines are called in accordance; otherwise, the system's usual nonmaskable interrupt routine is executed.

The TST codes are used for ordering the PSHX and PULX routines, with addresses D₁ and D₂ on the 6800 bus being decoded and presented to the 6820. Upon the arrival of a pulse at CA₁, the interrupt bit in the control and status register is set, making IRQA low. The timing diagram shows how this signal combines with the system-generated NMI output so as to interrupt the microprocessor.

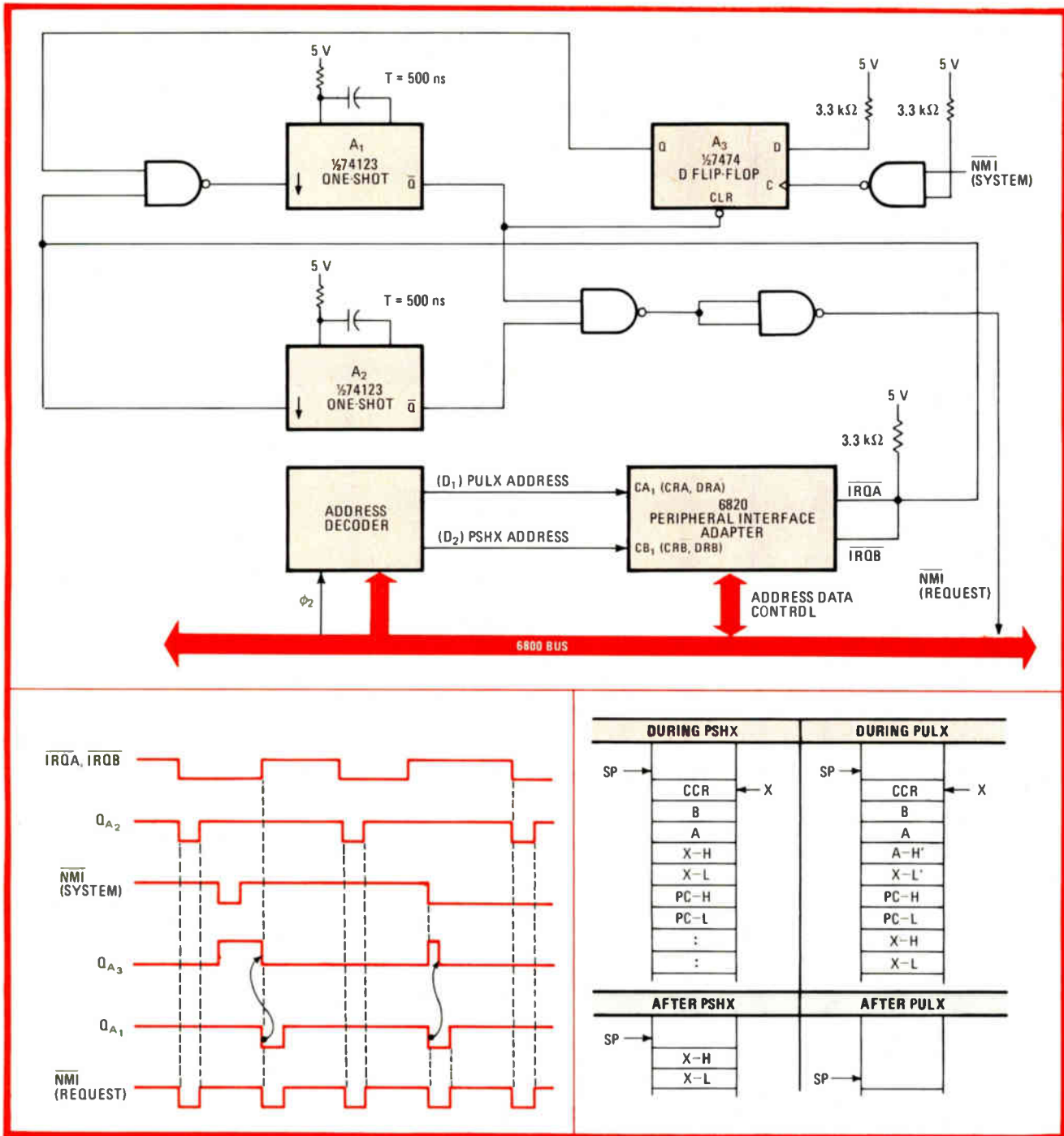
Flip-flop A₃ is set by the NMI system input. One-shot A₂ generates a negative pulse when either IRQA or IRQB goes low. As one-shot A₁ is triggered only when there is no IRQ signal from the 6820, A₁ is not triggered during the execution of the PSHX and PULX codes, making these routines noninterruptible.

The PSHX and PULX routines take the IRQA or IRQB signal high just before returning from the service routine. The maximum delay for responding to a system NMI signal is 158 clock cycles. The PSHX and PULX require 150 and 158 cycles, respectively. However, it is possible to reduce this time to 98 cycles by allowing the system's condition codes to be modified. □

Engineer's notebook is a regular feature in *Electronics*. We invite readers to submit original design shortcuts, calculation aids, measurement and test techniques, and other ideas for saving engineering time or cost. We'll pay \$50 for each item published.

REENTRANT ROUTINE FOR 6800 MICROPROCESSOR		
Label	Source statement	Comments
NMI	LDAA CRB	
	BMI PSHX	Test PSHX interrupt
	LDAA CRA	
	BMI PULX	Test PULX interrupt
	BRA RNMI	
PSHX	DES	Push X register on stack, shift present 7-byte status up stack by 2 bytes
	DES	X register = SP + 1
	TSX	
	LDAA 2,X	
	STAA 0,X	Move CCR
	LDAA 3,X	
	STAA 1,X	Move ACC-B
	LDAA 4,X	
	STAA 2,X	Move ACC-A
	LDAA 5,X	
	STAA 3,X	Move X-H
	LDAA 6,X	
	STAA 4,X	Move X-L
	LDAA 7,X	
	STAA 5,X	Move PC-H
LDAA 8,X		
STAA 6,X	Move PC-L	
LDAA 3,X	Put X register on stack in the 2 empty byte locations	
STAA 7,X		
LDAA 4,X		
STAA 8,X	Move X register in place	
TST DRA	Remove IRQA	
RTI	Return from PSHX	
PULX	TSX	Pull X register from stack transfer from stack to status on stack
	LDAA 7,X	
	STAA 3,X	
	LDAA 8,X	
	STAA 4,X	Shift X register
	LDAA 6,X	Move 7-byte status down stack 2 bytes
	STAA 8,X	Move PC-L
	LDAA 5,X	
	STAA 7,X	Move PC-H
	LDAA 4,X	
	STAA 6,X	Move X-L
	LDAA 3,X	
	STAA 5,X	Move X-H
	LDAA 2,X	
	STAA 4,X	Move ACC-A
LDAA 1,X		
STAA 3,X	Move ACC-B	
LDAA 0,X		
STAA 2,X	Move CC-REG	
INS		
INS	New SP	
TST DRB	Remove IRQB	
RTI	Return (regular NMI routine following)	

Exchange. Hardware and software for implementing push and pop functions on data registers of 6800 microprocessor is simple. Timing diagram (figure) details logic sequences required to generate interrupts. System, which generates the reentrant routine, coordinates data transfers efficiently. Table shows locations of stack pointer before and after push-pop operations.



Military acronyms prepare engineers for defense work

by Jim Lee and Linda McDaniel
Hughes Aircraft Co., Space and Communications Group, Culver City, Calif.

The military budget allotted to the Department of Defense is expected to grow about 5% annually over

inflation during the next five years, and this growth is likely to increase the number of defense contracts awarded the private sector. Consequently, the number of engineers engaged in military-related work should grow, too.

This list of more than 100 abbreviations and acronyms covers the basic technical jargon most likely to be encountered in project-development efforts.

AAH advanced attack helicopter
AAM air-to-air missile
AAW anti-air warfare

THERE IS ONLY ONE 32-BIT COMPUTER WHOSE LOGIC DOESN'T DEFY LOGIC.

PRESENTING THE DATA GENERAL ECLIPSE MV/8000.

Apparently, our competitors are operating under the premise that there is no need to make their new computers compatible with their older ones. And have no qualms about rendering obsolete the years of man-hours and the hundreds of thousands of dollars you've invested in software.

At Data General, we believe this kind of logic defies logic. Which is why we designed our 32-bit MV/8000 to protect your software investment.


Not destroy it.

However, the MV/8000's software compatibility is only part of what places it in a class by itself. Another factor is speed. It's the fastest computer of its size on the market.

In fact, its 36.4 MB/sec memory bandwidth is at least two to four times faster than its nearest competitor.

It's also more reliable, much easier to maintain, quicker to get operational (it not only offers the widest range of software, but the widest range of languages*) and offers sophisticated security features, word processing, communications capabilities and data base management. All superior to its nearest competitor.

And while these features alone make the MV/8000 a most attractive investment, there's something else. It also costs less than its nearest competitor.



Which raises the question, why go to the nearest competitor?

If the logic of purchasing any other 32-bit computer escapes you as much as it

escapes us, just fill out the coupon and we'll be happy to fill you in on the one computer that eclipses them all.

The remarkable new Data General Eclipse MV/8000.

 Data General

Mail to: Data General Corporation
4400 Computer Drive, MS C228
Westboro, Massachusetts 01580

Attention: Marketing Communications Department
 Please send me more information on the Data General Eclipse MV/8000.
 Please have a sales representative call on me immediately.

Name _____ E.L.F.:11-6-80

Title _____

Company _____ Tel. _____

Address _____

City _____ State _____ Zip _____

*Fortran 77, Cobol, Basic, PL/1 and RPG II

ACM	advanced cluster munition	Lantirn	low-altitude navigation and targeting infrared night system
ACSM	advanced conventional standoff missile	LCAC	landing-craft air cushion
Ada	a high-order language	Loads	low-altitude air-defense system
Ahaws	advanced heavy-assault weapons system	LSD-(no.)	amphibious ship
ATAAM	advanced intercept air-to-air missile	MCM	mine countermeasures
AIFS	advanced infantry fire system	MHV	miniature homing vehicle
AIM	air intercept missile	Milcon	military construction
ALCM	air-launched cruise missile	MLRS-TGW	multiple-launch rocket system—terminally guided weapon
AMAS	advanced multipurpose armor system	MPLM	multipurpose lightweight missile
Amaws	advanced medium-assault weapon system	MPWS	multipurpose weapon system
Amraam	advanced medium-range air-to-air missile	MRASM	medium-range air-to-surface missile
ARP	advanced radiation projectile	NCTR	noncooperative target recognition
ASAS	all-source alarm system	O&M	operations and maintenance
ASAT	anti-satellite	OMB	Office of Management and Budget
ASH	Aerial Scout Helicopter	OSD	Office of the Secretary of Defense
ASOJ	anti-standoff jammer (missile)	PA&E	Program Analysis and Evaluation (OSD office)
ASPJ	advanced self-protection jammer	Pivads	product improved Vulcan air defense system
Asraam	advanced short-range air-to-air missile	PLSS	precision-location strike system
ASW	antisubmarine warfare	POM	program objective memorandum
ATF	advanced tactical fighter	RDF	Rapid Deployment Forces
BB-(no.)	battleship (number = name)	RDTE	research, development, test, and evaluation
BETA	battlefield exploitation target acquisition system	RFX	reconnaissance fighter X
BMD	ballistic missile defense	RPV	remotely piloted vehicle
Cawgs	covert all-weather gun system	RSI	rationalization, standardization, interoperability
C4U	C-4 upgrade (Trident II alternative to new D-5 missile)	Sadarm	search and destroy armor
CG	consolidated guidance	SASC	Senate Armed Services Committee
C ³ /I	command, control, communications, and intelligence	SBSS	space-based surveillance system
CX	Cargo X (new airlift aircraft for Rapid Deployment Forces)	Scamp	supersonic cruise air maneuvering program (F-16-related)
Darpa	Defense Advanced Research Projects Agency	Shorad C ²	Short-range air defense command and control
D-5	new Trident II missile	SLAT	surface-launched, aerially targeted
Divad gun	division air defense gun	SLEP/Cilop	service life extension program/conversion in lieu of procurement
DPS	defense package sets	SOJS	standoff jammer system (Navy surface-to-air missile)
DSP	defense support program	SPO	Systems Project Office
EAM	emergency-action message	SPW	self-protection weapon
ECM	electronic countermeasures	SSBN	strategic submarine, ballistic nuclear
E-4	new version of airborne command post	SSLD	single-seat laser designator
ERAM	extended range air munition (smart mine)	Stanag	statement of NATO agreement
ETF	enhanced tactical fighter	SUW	surface warfare
FA-SSN	proposed attack submarine	TalcM	Tomahawk air-launched cruise missile
FOI	follow-on interceptor (for strategic defense)	Tencap	tactical exploitation of national capabilities
FVS	fighting vehicle system	TFD	Tactical Fusion Division
FYDP	five-year defense plan	TLAM-C	tactical land-attack missile—conventional
GBU	glide-bomb unit	TOS	Army tactical command and control system
GLLD	ground laser locator designator	TPQ-(no.)	a counter-mortar radar
GPS	global-positioning system	TSS	tactical surveillance system (Navy satellite)
HARM	high-speed antiradiation missile	VHSIC	very high-speed integrated circuits
HASC	House Armed Services Committee	WAAM	wide-area anti-armor munitions
HEL	high-energy laser	WASP	WAAM minimissile
HOE	homing overlay experiment	WIC	warning information correlation
IFF	identification friend or foe		
IFFN	identification friend, foe, or neutral		
IOC	initial operational capability		
IRST	infrared search and track		
JTIDS	joint tactical information distribution system		
Lamps	light airborne multipurpose system		

Engineer's newsletter

Learn about Japanese ICs and suppliers

Engineers from Hewlett-Packard Co. and the Xerox Corp. will be getting together next week with interested designers to discuss Japanese semiconductors. The presentation, headed by Dick Eichenseer of HP and Roger Dunn of Xerox, who have several years of practical experience with various Japanese devices, will focus on the quality and reliability of 16-K dynamic random-access memories and large-scale integrated circuits and on the difference between Japanese and U. S. versions. **They'll also discuss methods of ranking suppliers and how to compete with them.** In addition, they'll present their experiences to illustrate pitfalls to avoid in doing business with Japanese firms. The meeting will be held at the Hacienda Hotel, 525 North Sepulveda Blvd., El Segundo, Calif. Dinner will be at 6 p.m., and the session will begin at 7:30. Dinner is \$7.00, including tax and tip. For dinner reservations or more details, contact Jack Fort at Xerox, (213) 679-4511, ext. 1776 or 1483.

Getting on the Multibus

Intel's Multibus backplane has an 86-pin edge connector with pins on 156-mil centers, but practically all equipment that mates to the Multibus is based on connectors whose pins are on 100-mil centers, including the popular flat-cable connectors. To ease this problem, Mupac has just introduced an input/output panel. **A small printed-circuit board with an 86-pin connector, it mates directly to the Multibus backplane connector.** On the pc board, the 86-pin connector is tied through printed wiring to a 72-pin plug (with 100-mil centers) that is grounded between critical signal paths. A potential user simply plugs a 72-pin flat-cable assembly into the latter. Two additional 6-pin connectors are mounted on the board to handle ground and power connections.

With the adapter, Multibus backplanes can be connected to each other or to other digital equipment with standard commercial flat cable. For more information, contact Russell Petit at Mupac Corp., 646 Summer St., Brockton, Mass. 02402.

Electronic blackboard uses special resistive coating

You may think of polymeric resistive thick films in terms of screening and firing carbon resistive elements onto all sorts of printed-circuit substrates, but Western Electric Co. has sent such a film to school. It used a special polymer resistive composition supplied by Electro-Science Laboratories when it created an electronic blackboard system to transmit an instructor's lessons to remote classrooms. The information is written with ordinary chalk, sent via standard telephone lines, and displayed on a TV monitor.

The new teaching aid consists of an aluminum honeycomb sandwich faced by two closely positioned plastic sheets. **The sheets are coated with the special resistive ink such that contact between them generates voltages representing the X-Y position of the chalk.** This position is converted into a digital code that is transmitted as electrical impulses over phone lines. A video monitor at the receiving end decodes the impulses and displays the message. The basic resistivity of the film is approximately 700 Ω /sq, but this value is not critical, though it is essential that the resistance distribution be uniform to within $\pm 10\%$ throughout the blackboard. For more on polymeric thick films, contact Electro-Science Laboratories Inc., 2211 Sherman Ave., Pennsauken, N. J. 08110.

-Jerry Lyman

In The LOMAC Racing Team!



Out race your competition in wafer throughput. By a factor of 10.

LOMAC's new LM-80X is the high-speed version of our industry proven LM-80 MOS and bipolar wafer test and production process control system. Pick an area in which you need more throughput, including C IV parameters, data analysis, thresholds, and breakdown voltages. The LM-80X can typically increase your present throughput rate by a factor of at least ten times. Ten times! And, often much more.

LOMAC's "X"-TRA performance package is also easily and economically added to present LM-80 installations. Either way you get all the advanced program debug advantages of LOMAC's interpretive BASIC software capabilities. Capabilities that slash the time needed for development and debug of user programs, while providing automatic compiling and conversion

to assembly level language for maximum testing speeds.

Plus, you get real-time, interactive measurement delays to monitor settling time and acquire data from completed measurements in the minimum amount of time.

So, be a winner. Give our LM-80X a race test against any other system on the market. You'll quickly discover how to get the edge on your competition. Call or write today!

Lomac
CORPORATION

3052 Orchard Drive
San Jose, CA 95134
408/946-6770 TWX 910-338-7637

For information only circle 161

For immediate interest circle 56

**Are they
investing enough
to keep up with our
future plans?**





When it's TRW, the answer is yes.

TRW has been in business for a long time and we're continually expanding to be sure we'll be in business tomorrow.

New plants are under construction, world-wide. Major capital equipment purchases have recently been made or are authorized for every division, to increase existing product capacity and to build state-of-the-art products.

We're investing in people, not only to fill new positions, but also in a special way to provide special attention to our customers. Full-time

engineering/marketing teams, with specific account responsibility are now functioning, and additional teams are being added, to work on long-range programs and to assist in day-to-day operations.

If you want a supplier that is willing to invest in your company's future, call your nearest TRW/ECG sales office or Renfrew Electronics in Canada. You'll find them listed in EEM, Gold Book, Electronics Buyer's Guide, Who's Who in Electronics, the Electronic Industry Telephone Directory and the Electronic Buyer's Handbook.

TRW CAPACITORS
TRW CINCH CONNECTORS
TRW CINCH-GRAPIK
TRW GLOBE MOTORS
TRW INDUCTIVE PRODUCTS
TRW IRC NETWORKS

TRW IRC RESISTORS
TRW LSI PRODUCTS
TRW OPTRON
TRW POWER SEMICONDUCTORS
TRW RF SEMICONDUCTORS

TRW ELECTRONIC COMPONENTS GROUP

DIVISIONS OF TRW INC.

5725 East River Road • Chicago, Illinois 60631



“Ordinarily, I have to pay a high price for high performance. I don’t with AMP coax connectors.”



The reason is simple. With ingenious redesign, we've eliminated expensive components. But not at the expense of the performance RF connectors are known for.

For instance, our commercial BNC connector features a fully captive center contact available in a choice of platings. And a reliable polypropylene dielectric. This gives you a BNC at a price lower than the others. Yet, it intermates with any other industry standard connector and has electrical performance equivalent to MIL-C-39012.

Our commercial TNC connectors. Our N plugs. Our printed circuit jacks. All give you comparable price/performance advantages.

What's more, AMP semi-automatic bench machines and hand tools crimp both the center conductor and braid in one die set. So you get the fast, easy and economical terminations you're looking for.

For MIL-C-3655 interface requirements, we've engineered a complete line of Twinax plugs, jacks, terminators, and adaptors.

To know all about our totally compatible RF connectors, contact us. By phone: The RF Connector Information Desk, (717) 780-8400. By mail: AMP Incorporated, Harrisburg, PA 17105.

AMP has a better way.



Some facts worth knowing about AMP commercial coaxial connectors.

BNC/TNC

Impedance—50 ohms
 Rated Working Voltage—500 volts, RMS
 Frequency Range—
 BNC 0-4 GHz
 TNC 0-7 GHz
 Voltage Standing Wave Ratio (VSWR)
 —Less than 1.3
 Contact Resistance—
 3.0 milliohms, max. (gold contact)
 Insulation Resistance—
 5000 megohms, min.
 Dielectric Withstanding Voltage—
 1500 volts, min.
 Temperature Range: —55°C to +85°C

N


Impedance—50 ohms
 Rated Working Voltage—
 1000 volts RMS
 Frequency Range—0-11 GHz
 Voltage Standing Wave Ratio (VSWR)—Less than 1.3
 Contact Resistance—
 3.0 milliohms, max. (gold contact)
 Insulation Resistance—
 5000 megohms, min.
 Dielectric Withstanding Voltage—
 2500 volts, min.
 Temperature Range: —55°C to +85°C

TWINAX

Nominal Impedance—Non Constant
 Rated Working Voltage—
 500 volts RMS
 Insulation Resistance—
 5000 megohms, min.
 Dielectric Withstanding Voltage—
 1500 volts RMS/minute
 Temperature Range: —55°C to +85°C

AMP is a trademark of AMP Incorporated

AMP



NEW!

A High Speed, Low Power, Industry Standard 64K x 1 NMOS Dynamic RAM...

The HM4864 From HITACHI !!!

The New Hitachi HM4864 64K x 1 Dynamic NMOS RAM — In Stock, Ready For Immediate Delivery. The new Hitachi HM4864 uses the JEDEC standard 16-pin configuration, yet it provides high system bit densities and is compatible with widely available automatic testing and insertion equipment. The HM4864 features 150ns access time, a single 5V power supply, built-in VBB generator, TTL interface compatibility, on-chip address and data registers, and two chip select methods for determining appro-

priate speed and power characteristics of a memory system. Operation modes include read-modify-write, RAS-only refresh, and page-mode capability. The HM4864 consumes 330mW when active, and only 20mW in standby.

To order your Hitachi HM4864 NMOS Dynamic RAMs, call your local Hitachi Representative or Distributor.



HITACHI

Hitachi America, Ltd., Electronic Devices Sales and Service Division
1800 Bering Drive, San Jose, CA 95112 (408) 292-6404

Symbol of Semiconductor Quality, Worldwide

Regional Headquarters

Western

1800 Bering Drive
San Jose, CA 95112
(408) 292-6404
TWX 910-338-2103

Central

6200 Savoy Drive, Suite 704
Houston, TX 77036
(713) 974-0534
TWX 910-881-7043

Eastern

594 Marrett Road, Suite 22
Lexington, MA 02173
(617) 861-1642
TWX 710-326-1413

Stocking Distributors

Active Component Technology • Anthem • Bell • CAM/RPC • Diplomat • Future • Jaco • Marshall • Milgray • RC Components • Resco • RM Electronics • Sterling • Time • Western Micro Technology

Circle 167 on reader service card

RN has put it all together...better!

IDC - flat cable system

-with "tight-grip" contacts
for gas-tight reliability



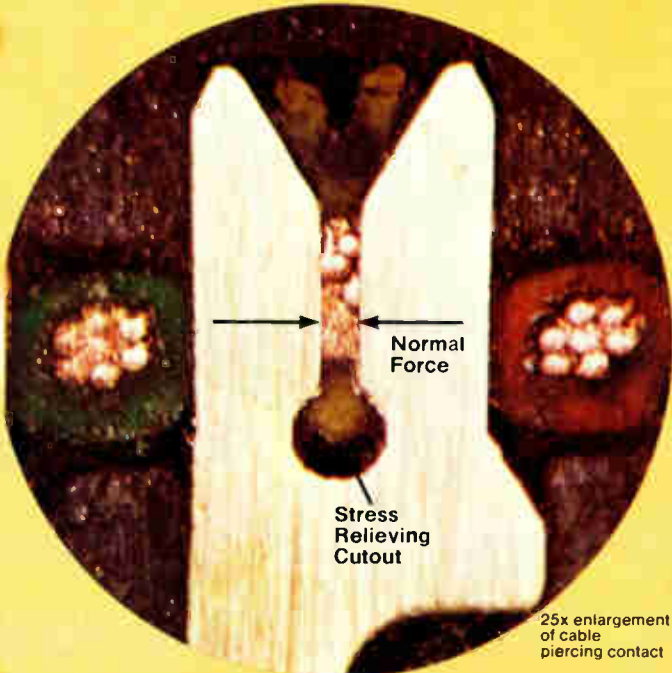
Socket connectors - IDS

Pluggable termination of cable to headers mounted on PCB. Optional strain relief.




Transition connectors - IDT

Attach directly to PC board. Cover latch swivels for simple cable insertion.



Headers - IDH

Mount permanently to PC board and accept socket connectors. Straight or right angle mounting. Ejector/latch optional. Low profile available for high density packaging and positive polarization.



Low profile headers




Cable plugs - IDP

Offer quick connections to PC board or DIP sockets. Tapered pins assure easy insertion.

Unique "tight-grip" contacts clamp cable firmly for gas-tight reliability.

Total normal force is applied directly against cable. No chance for gas penetration or corrosive build-up... even in hostile environments or under severe vibration. And a special cut-out evenly distributes spring stress for maximum reliability.

RN flat cable system also offers high speed assembly using tooling you already have. And the system is complete...plugs, sockets, headers, edge cards, transition connectors...and cable, too.



Standard headers

Test reports available.

Edge card connectors - IDE

For pluggable termination to .062" PCB. Two mounting options available.



WRITE TODAY for the new Robinson Nugent IDC Catalog with complete specifications and dimensions on the entire RN flat cable system.

RN ROBINSON NUGENT, INC.

800 East Eighth Street, New Albany, Indiana 47150 Phone: (812) 945-0211 TWX: 810-540-4082



Circle 169 on reader service card

4½-digit hand-held DMMs arrive

Two firms come at the untested market for extra-digit meters with practical, field-ready units costing \$219 and \$279

by James Brinton, Boston bureau manager, and Richard Comerford, Test, Measurement & Control Editor

Not one but two next-generation field-service tools—4½-digit hand-held multimeters—are filling suppliers' shelves this month. The \$60 difference in price between the two reflects the differences in specifications and the type of battery used.

The 255 from Data Precision is one of the firm's miniature portable series. Unlike earlier members, however, its nickel-cadmium battery will keep it running for up to 100 hours without recharging, making it more practical in the field. It measures 5.5 by 3.5 by 1.5 in. and weighs 21 oz. In its specifications it resembles the same firm's 2408R benchtop digital multimeter.

Keithley's 135 has the form typical of hand-held meters and is a 4½-digit follow-on to the 130, a 3½-digit hand-held meter introduced a year ago [*Electronics*, Nov. 8, 1979, p. 165]. It weighs only 10 oz and measures 7 by 3.1 by 1.5 in. The 135's battery supports it for 100 hours in the field, too, but it is a 9-v alkaline type. The 135 is priced at \$219; the 255 costs \$279.

For each of the five parameters both units measure—resistance and ac and dc current and voltage—the 255 has five ranges, or 25 in all. The dc voltage ranges cover 200 mV to 1,000 V full scale, and ac voltage ranges top out at 500 V. Its ac and dc current ranges are identical, covering 200 μ A to 2 A full scale. Sensitivities are 10 μ V, 10 nA, and 0.1 Ω .

The 255 measures ac current and voltage using an averaging technique

accurate over a specified range of 50 to 500 Hz. Although benchtop units typically offer more bandwidth, the sort of measurements Data Precision foresees as common for the unit will be at dc or at power-line frequencies and their harmonics—50 and 60 Hz, 120 and 180 Hz, and 400 Hz. The dc common-mode rejection ratio is 140 dB and normal-mode rejection is 50 dB, measured at 50 and 60 Hz for both. Common-mode voltage is 500 V and input impedance on all ranges is 10 M Ω .

Keithley's 135 offers 17 ranges in which to take measurements. Its resistance ranges (20 k Ω to 20 M Ω) are the same as the 255's. Ac and dc voltage measurements are tackled in four ranges, starting at 2 V full scale and rising to 1,000 V dc and 750 V ac. For both ac and dc current measurement, two ranges are provided, 2 A and 10 A full scale. Keithley vice president Joseph Reedholm notes that the 10-A range, also a feature of the 130, has proven "extremely valuable in many industrial applications." The 135's best sensitivities are 100 μ V, 100 μ A, and 0.1 Ω .

The 135 also uses an averaging

technique for ac measurements, with readings calibrated in root mean square of a sine wave, and the bandwidth over which its accuracy is specified in the 20- and 200-V ranges is the same as that of the 255. In the 2-V range, the bandwidth extends to 10 kHz, however, which Reedholm indicates is necessary for applications at present seen in military areas. The 135's dc common-mode rejection ratio is 120 dB and normal mode rejection is 60 dB at 50 and 60 Hz. Common-mode voltage and input impedance are the same as for the 255.

Low-power displays. Both units present readings on a liquid-crystal display updated every 400 ms and also use the display to indicate polarity, overrange conditions, and battery status; Keithley's 0.6-in.-high digits make it easier to read in some circumstances than Data Precision's 0.4-in.-high ones.

Both units also use dual rotary dials, one for range and one for function selection. Holding the 255 and ranging it is a two-hand operation. Range and function changes can be



Portable. Slightly different in form but comparable in features are Keithley's 135 (left) and Data Precision's 255 4½-digit meters.

VACTEC

CdS/CdSe

LIGHT

DEPENDENT

RESISTORS

VACTEC LDR'S are photoconductive cells responding to visible light by proportional resistance change. A typical cell such as the VT833 will be $>10M\Omega$ under moonlight illumination and $<1.0K\Omega$ in room light. Their small size, low cost, and spectral range of 400-700nm makes LDR's an excellent ambient light sensor for day/night threshold controls, automatic brightness controls for CRT terminals, TV sets, digital clocks, automotive, and aircraft instrument displays. Apply them as any variable resistance.

VACTEC LDR's are useful for audio gain controls, limiters, gates and special effect generators. With $<1ms$ attack time and a few hundred ms release time, cells are resistive, non-polarized, distortion and noise typically .01% at 1 VAC.

VACTEC LDR's are rated at 500 peak V for use in 115 and 230 VAC direct relay controllers, SCR and triac gating.

VACTEC LDR's come in five ceramic and three hermetic cases; 6 materials; wide range of resistance levels to match discrete, TTL and CMOS circuits. For additional information on these versatile and low cost devices, request Bulletin PCD-6.

**VACTEC,
INC.**

10000 Page Blvd.
St. Louis, MO 63132
(314) 423-4900
TWX 910-764-0811

New products

made with the thumb while holding the 135 in the left hand, but the input lead has to be shifted to a different input terminal when the function is changed; the Data Precision unit uses a single set of terminals for all ranges.

In choosing between the two meters, prospective purchasers will have to determine not only what ranges they will actually need but also how accurate they really want those readings to be. Harold Goldberg, Data Precision president, stresses the 255's "quality features"—accuracy as well as thermal stability—which parallel those more typically found in benchtop units.

The accuracy specifications given by both units' manufacturers are valid for a temperature range of about 18° to 28°C. In addition, both specify temperature coefficients that apply outside this range, from 0° to 17°C and from 29° to 50°C, that make it possible for users to adjust readings taken under harsher thermal conditions.

Uncertainties. On the dc voltage range, the 255's accuracy is to within $\pm(0.03\%+2$ counts) up to the 2-v range and decreases to within $\pm(0.05\%+1$ count) for the three higher ranges. The 135's dc voltage accuracy for the two lower ranges is to within $\pm(0.05\%+1$ count), whereas for the higher ranges it is to within $\pm(0.1\%+1$ count).

The difference in accuracy between the two meters for the 2-v range, the 135's lowest, is negligible for most readings. For example, a 1.4000-v reading would have a measurement uncertainty of ± 0.0008 v with the 135 and ± 0.0006 v for the 255. In the higher ranges, however, uncertainty creeps into the second least significant digit of the 135, whereas it stays in the least significant digit with the 255.

For the remaining parameters, the 255's listed specifications are tighter than those given for the 135. Ac voltage accuracy varies with range and frequency in the 255; it is accurate to within $\pm(0.5\%$ to 1% plus 3 to 8 counts). For the 135, ac voltage is accurate to within $\pm(1\%+15$ counts) on all ranges within the

specified bandwidth; above that bandwidth it is $\pm 5\%+15$ counts on the two lowest ranges.

Similarly, the 255's dc current specs are $\pm(0.1\%$ to 0.2%+2 counts) and that for the 135 is $\pm(0.5\%+2$ counts). For ac current, the 255 comes in at $\pm(0.75\%+4$ counts) and the 135 at $\pm(1.5\%+15$ counts). For resistance, the 255's best accuracy specification is to within $\pm(0.07\%+1$ count) on the three lowest ranges; that for the 135 is to within $\pm(0.2\%+2$ counts) on the three middle ranges.

The temperature coefficients given for the 255 are lower across the board than those for the 135. For example, taking a 1.4-v dc reading at 38°C adds to the uncertainty a temperature factor of ± 0.0020 v with the 135 and ± 0.0006 v with the 255.

With regard to specifications, Keithley notes that its specs are extremely conservative and guarantees them for one year. Before verifying the units' specs, the firm performs a drop test. In that test the unit is dropped from a height of five feet onto a concrete floor. Additionally, the Keithley unit has a low parts count, about 100 parts in all, including case and screws, which furthers reliability.


Data Precision also guarantees its specifications for one year. Though the 255 is not drop-tested, it is subjected to a 3-g vibration test. The instrument has 97 electronic parts and a total parts count of 130.

The Keithley unit's single-quantity price of \$219 includes test leads, manual, and battery. The 255's \$279 covers carrying case, battery pack, recharger, test leads, and manual. For extending the current range of the 255 up to 1,000 A, Data Precision offers a clamp-on Hall-effect ac/dc current probe, the CG-100A, priced at \$198. The two multimeters are available from stock.

Data Precision Corp., a division of Analogic Corp., Electronics Avenue, Danvers, Mass. 01923. Phone (800) 343-8150 or in Massachusetts (800) 892-0528 [338]

Keithley Instruments Inc., 28775 Aurora Road, Cleveland, Ohio 44139. Phone (216) 248-0400 [339]

Seven types. Thirty-nine variations. One company.



The company is General Instrument. And if you use optoisolators, you'll probably find what you need here.

Every kind of device is included in our line: photo-transistor, both single and dual, photo-darlington and split darlington, photo-SCR and bi-directional SCR and open collector logic gate. Together, they are a total capability spanning data transmission, AC line monitoring and simple switching.

And these are just our current off-the-shelf capabilities. Selected optoisolators are not a problem at General Instrument. Our application assistance team will work with you to specify the parameters your design requires.

More than 110 distributor locations carry the General Instrument line of optoisolators.

For more information or application assistance, contact your local General Instrument representative. Or write to General Instrument, Dept. MCD-3, 3400 Hillview Ave., Palo Alto, CA 94304.

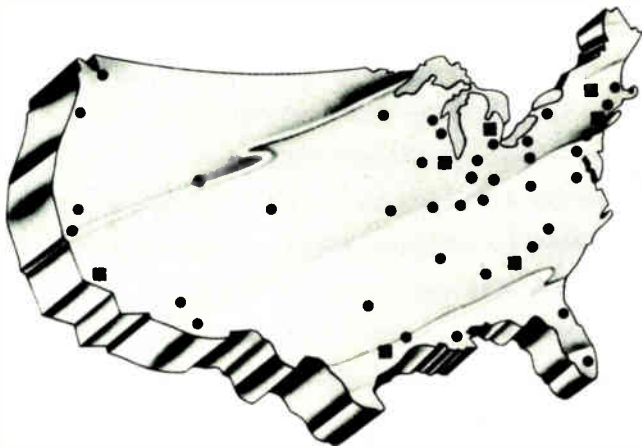
**The light
heavyweight**

GENERAL INSTRUMENT



You Don't Have To Be A Super Sleuth To Find An Instrument Rental Shop.

General Electric Has 48 Nationwide.



You'll find General Electric Rental Shops conveniently located in major cities across the country. We stock the most wanted equipment from leading manufacturers, including many unique and hard-to-find instruments. It's elementary that accuracy of equipment is never in question; each instrument is calibrated

with standards traceable to the National Bureau of Standards before it leaves our door.

Next time you need a test instrument, investigate a convenient weekly or monthly program from General Electric. Delivery is fast—whether you rent a single recorder or a complete measurement system.

For your FREE RENTAL CATALOG call collect (518) 372-9900, or write General Electric Company, Apparatus Service Division, Bldg. 4, Room 210, 1 River Road, Schenectady, NY 12345.



ALA. BIRMINGHAM (205) 925-9449 • ARIZ. PHOENIX (602) 278-8515, TUCSON (602) 294-3139 • CAL. LOS ANGELES (213) 642-5350, SACRAMENTO (916) 383-1324, SAN FRANCISCO (415) 436-9260 • COL. DENVER (303) 320-3252 • CONN. SOUTHWINGTON (203) 621-4059 • FLA. JACKSONVILLE (904) 751-0615, MIAMI (305) 940-7723 • GA. ATLANTA (404) 457-5563 • ILL. CHICAGO (219) 933-4500, or (312) 854-2994 • IND. EVANSVILLE (812) 479-0248, FT. WAYNE (219) 484-9073, INDIANAPOLIS (317) 639-1565 • IO. DAVENPORT (319) 285-7501 • KY. LOUISVILLE (502) 452-3311 • LA. NEW ORLEANS (504) 367-6528 • MD. BALTIMORE (301) 332-4713 • MASS. BOSTON (617) 396-9600 • MICH. DETROIT (313) 285-6700, Ext. 208 or 209 • MINN. MINNEAPOLIS (612) 522-4396 • MO. KANSAS CITY (816) 231-4377, ST. LOUIS (314) 965-7115 • NEW JERSEY FAIRFIELD (201) 227-7900 • N.Y. BUFFALO (716) 876-1200, SCHENECTADY (518) 385-2195 • N.Y.C. FAIRFIELD, N.J. (201) 227-7900 • N.C. CHARLOTTE (704) 525-0311 • OH. CINCINNATI (513) 874-8512, CLEVELAND (216) 441-6111, TOLEDO (419) 691-3501 • ORE. PORTLAND (503) 221-5101 • PENN. PHILADELPHIA (609) 488-0244, or (215) 923-0383, PITTSBURGH (412) 462-7400 • S.C. GREENVILLE (803) 277-4093 • TENN. MEMPHIS (901) 525-5393 • TEX. DALLAS (214) 357-7341, HOUSTON (713) 672-3570 • UT. SALT LAKE CITY (801) 973-2253 • VA. RICHMOND (804) 232-6733 • WASH. SEATTLE (206) 575-2987 • W.V. CHARLESTON (304) 345-0920 • WISC. APPLETON (414) 739-7766, MILWAUKEE (414) 744-0110 • PUERTO RICO PONCE (809) 843-4225, or 4625.

GENERAL  ELECTRIC

Brand-Rex: The state-of-the-art-company in electronic packaging, connector and circuit assemblies and systems.

At Brand-Rex, we make it our business to be on the growing edge of technology.

That's why we've moved aggressively to electronic packaging, connector and circuit assemblies and systems. That's why we took our wire and cable manufacturing know-how into electronics and telecommunications over a decade ago. A move that has created a company

of more than \$200 million in sales with 8 divisions covering the entire spectrum of the interconnection marketplace. At Brand-Rex we connect genius with common sense. Imagination with experience. Blue Sky product planning with down-to-earth business know-how.

At Brand-Rex we don't just ride the waves of progress into the future. We make the waves.

That's what it means to be a state-of-the-art-company.

Abbott & Company, Marion, Ohio. Producer of electrical interconnect-


ing assemblies, harnesses, cord sets, plugs and inserts for the consumer appliance and related industries. Three plants in Ohio and one in Tennessee.

Electronic & Industrial Cable Division, Willimantic, Connecticut.

Wire and cable for the business machine, utility, military, and industrial process industries. Also, extruded electrical insulating materials. Additional plants are located in Manchester, Connecticut and Glenrothes, Fife, Scotland (Brand-Rex Ltd.).

Garry Manufacturing Company,

SOME RIDE THE WAVES OF



Multi-layer, double-sided and flexible circuit boards are manufactured by General Circuits, Inc.



IC Pluggable Packaging Assemblies and Accessories from Garry Manufacturing Co.



Toll Management, Key Station, Coin Telephone and Central Office Equipment from Teltronics.



P-19-National C-Line connector designed for the Marine cargo handling industry.

New Brunswick, New Jersey. Manufactures a variety of electronic interconnection devices, including integrated circuit logic panels, sockets and related accessories. Also operates a plant in Pennsylvania and at two locations in Switzerland.

General Circuits, Inc., Rochester, New York. Manufactures multi-layered, double-sided and flexible printed circuits for the computer and telecommunications markets.

Nonotuck Manufacturing Company, South Hadley, Massachusetts. Fabri-

cates uninsulated copper and copper alloy wire.

Pyle National Company, Chicago, Illinois. Specializes in commercial and military connectors for aircraft, missile, industrial, railroad and general purpose applications. Has subsidiaries in Mississauga, Ontario, Canada, and Nottingham, England.

Telecommunications Cable Division, Willimantic, Connecticut. Producers of a broad line of telephone wire and cable products, including fiber optic cables, at plants located in Asheville, North Carolina, and

Siloam Springs, Arkansas.

Teltronics, Inc., Lakeland Florida. Supplier of a wide range of telecommunications products, including central office, pay station and key system line units, toll restriction devices, and test equipment for the telephone and aerospace industries.

BRAND-REX

BRAND-REX COMPANY, A PART OF AKZONIS INC
Willimantic, Connecticut 06226
Phone: 203/423-7771

PROGRESS. OTHERS MAKE THEM.



**BRAND-REX.
THE STATE-OF-THE-ART-COMPANY.**

Chip detects errors in 25 ns

16-bit IC uses modified Hamming code to detect and correct data errors in fast bipolar and MOS microprocessor systems

by Bruce LeBoss, San Francisco regional bureau manager

As memory systems grow, and particularly as higher-density semiconductor random-access memories more prone to soft errors are used error-checking and -correction schemes play a more important role in maintaining system reliability. ECC implementations using medium-scale integration typically require 25 to 50 chips and add significantly to system cost. But Advanced Micro Devices has ready a large-scale integrated circuit for what it calls error detection and correction (EDC). Its developers claim the Am2960 "matches or exceeds the performance" of alternative approaches.

The 2960 uses a modified Hamming-code scheme, generating several check bits for each word entering memory. The check bits are stored with the data word and retrieved when the data is called out. As data is transferred from memory, the

2920 uses the extra bits to detect errors; these bits contain enough redundant information to "correct all single-bit errors and to detect all double-bit and some triple-bit errors," explains Geoff Tate, AMD's product marketing manager for bipolar microprocessors. The chip also "detects the gross error conditions of all 0s or 1s."

Tate claims that use of the 2960 "boosts system reliability by a factor of 60 or better." Since "the new 64-K RAMs have error rates about five times higher than 16-K dynamic MOS RAMs" due to soft errors induced by alpha particles, such compensation is vital. EDC "adds about 5% to overall systems cost," he says, "but field maintenance savings alone could cover this cost."


The 2960 is a 16-bit expandable EDC unit flexible enough to handle words 8 to 64 bits wide. It is micro-

programmable and operates in modes suitable for mainframe, mini-computer, or MOS microprocessor applications. It works with systems based on AMD's 2900 bit-slice microprocessor family, as well as with Z8000 16-bit microprocessors. For the latter, the EDC unit will be available as the AmZ8160. Although the chip takes, typically, 25 ns to detect errors and 40 ns to correct them, "such timing is well within the MOS microprocessor memory-cycle timing budget," says Tate.

Save bits. The number of check bits required depends on word width: 5 check bits are used for 8-bit words, for instance, and 8 check bits are used with 64-bit words. Tate cites two ways of reducing the number of check bits required: first, "sacrificing the ability to detect all double-bit errors saves 1 check bit per word"; the second way "is to make your memory word wider than your system data word." By storing a 32-bit word in memory, only 7 check bits are needed (22% memory overhead), as compared with 6 check bits for storing 16-bit words (37% overhead). This does, of course, add to the complexity of the memory control logic.

In 32- and 64-bit configurations, two to four 2960s replace more than a board of logic, according to Tate. Further external logic is avoided by the chip's built-in latches for both data and check bits. Other features include initialization, byte-wide write enabling, and diagnostics.

Following power-up, system memory will contain random bit patterns with check bits that do not match the data bits. The 2960's initialization feature forces the data-output



New iSBX™ Multimodule™ boards

Intel® introduces a whole new dimension in configuring single board computer systems.

Intel pioneered the concept of flexible microcomputer system design in 1976, with our family of iSBC™ single-board computers interfaced via the Multibus™ system bus — presently accepted as the industry standard.

Now we've extended this well-accepted concept to board-level design: A new generation of Multimodule boards interface to iSBCs via the new iSBX bus. So now you have a second design option. You can expand systems in large increments with Multibus boards. Or in smaller, more economical increments with Multimodules.

The key to configuration flexibility

The iSBX bus — the first physical/electrical interface for direct on-board expansion of iSBC systems — assures compatibility between these systems and the emerging Multimodule product line.

Present on all future Intel single-board computers, the iSBX bus saves design time and space, and facilitates fast, easy upgrading. System performance is

also improved because Multimodules tie directly to the iSBC internal bus. Connection to the iSBX bus is made with a set of rugged connectors — one on the iSBC board, the other on the Multimodule itself.

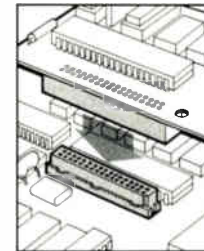
The new Multimodule family

Multimodules represent a whole new family of plug-in expansion boards. They allow you to add a variety of special performance features to your existing iSBC system. Currently available add-ons are shown below. Soon you'll also be able to add other Multimodules for D-to-A and A-to-D conversion, communications, peripheral interfaces — and more.

With those modules you can now respond

the more economical iSBX 331 or 332 math modules.

New Multimodule-compatible iSBC boards




iSBX 960-5 Connector

Intel's new 8-bit iSBC 80/10B and 80/24 single-board computers are the first of many iSBCs to offer iSBX Multimodule expansion capabilities. Both are improved versions of widely used iSBC boards. (See table).

Custom tailoring, too

For users who want to design their own Multimodule boards, Intel offers iSBX 960-5 connectors. When used in conjunction with the iSBX specifications, this set of connectors lets you create modular boards that meet your own unique requirements.

Available from Intel today are the first four iSBX Multimodules and two iSBX-compatible iSBCs. For further information, or to order, return this coupon or call your local Intel sales office or distributor. Or contact Intel at the address below.



intel delivers solutions.

Europe: Intel International, Brussels, Belgium.
Japan: Intel Japan, Tokyo. United States and Canadian distributors: Alliance, Almac/Strom, Arrow Electronics, Avnet Electronics, Component Specialties, Hamilton/Avnet, Hamilton/Electro Sales, Harvey, Industrial Components, Pioneer, L.A. Varah, Wyle Distribution Group, Zentronics.

New Multimodules and iSBX Bus-compatible iSBCs	
	iSBC 80/10B Single Board Computer 8080A-based microcomputer with one iSBX bus connector; 48 programmable I/O lines; one USART; timer; capacity for 1K-4K bytes RAM; up to 16K EPROM
	iSBC 80/24 Single Board Computer 8085A-2 based microcomputer operating at 4.8 MHz (2.4 MHz optional); two iSBX bus connectors; 48 programmable I/O lines; one USART; three programmable timers; programmable interrupt controller; capacity for 4K-8K bytes RAM; up to 16K EPROM
	iSBX 350 Parallel I/O Multimodule 24 programmable I/O lines; sockets for inverting and noninverting transceivers
	iSBX 351 Serial I/O Multimodule Programmable synchronous/asynchronous communications channel; standard RS232C or RS449/422 compatibility; software-selectable baudrate generation; two programmable 16-bit BCD or binary timers/event counters
	iSBX 331 Fixed/Floating Point Math Multimodule Fixed point single- (16-bit) and double- (32-bit) precision arithmetic; floating point single- (32-bit) precision functions; floating-to-fixed and fixed-to-floating point conversions; transcendental functions
	iSBX 332 Floating Point Math Multimodule Single- (32-bit) and double- (64-bit) precision arithmetic; compatible with proposed IEEE format and existing Intel floating point standard.

quickly to new applications opportunities. Examples? Take data acquisition or industrial control: to add extensive I/O processing power, you simply plug in the iSBX 350 board. Or consider communications networks. Now there's no need to add entire USART boards; just use the iSBX 351 unit. In laboratory control applications, instead of an independent math processor, now you can choose

Please send information on:

- iSBX Multimodules iSBC 80/10B
 iSBC 80/24 Configuration Guide

Other _____
 Please have a Sales Representative call.

Name _____

Title/Organization _____

Address _____

City/State/Zip _____

Phone _____

Intel Corporation, 3065 Bowers Avenue, Santa Clara, CA 95051. Telephone (408) 987-8080.

How to Display True Color Images With Just 10 Bits/Pixel



Do it with a Lexidata System 3400 Image and Graphics Processor.

If you want true color images but don't want to pay for the memory required by conventional 24 bit/pixel systems, Lexidata's System 3400 offers a practical alternative. Through a combination of software algorithms and versatile hardware color lookup tables, the 3400 can reduce memory cost by over 50% without significantly reducing image quality.

Look at the picture above. Like most true color images, it has a limited number of colors relative to the entire spectrum. This phenomenon makes it possible to program the 3400's color lookup tables so that a 24-bit output, high-fidelity color image can be generated with only 10 bits of input/pixel.

The 3400's color imaging versatility lets you use the same configuration to display pseudo-color, simply by reloading appropriate parameters into the lookup tables. The system also offers a wide range of application-oriented options such as separate simultaneous output for a B&W monitor and RGB-to-NTSC converter with color subcarrier regeneration.

GET MORE INFORMATION
Send today for literature that will help you evaluate how the Lexidata 3400 can improve your computer graphics image. For immediate response call (617) 273-2700.

LEXIDATA CORPORATION
37 NORTH AVENUE, BURLINGTON, MA 01803

New products

latch to all 0s and generates the correct corresponding check bits for writing into all memory locations just after power-up.

Separate byte-wide enable functions on the data-output latch "greatly simplify byte-write operations," says Tate, and reduce the time and hardware needed for such operations. The 2960 also has a diagnostic feature that allows it to be checked out under software control.


Prevention. Furthermore, the 2960 allows logging of data errors for preventive maintenance through syndrome outputs. Upon detecting an error, the chip "generates syndromes that may be logged for later examination. This allows RAMs exhibiting an increasing intermittent error pattern to be replaced before they permanently fail," explains Tate.

The 2960 can operate in a check-only mode that allows it to protect high-performance systems without slowing them down, taking advantage of the low probability of errors. In this mode the chip monitors the data path and generates an interrupt to the central processing unit if an error is detected. The interrupt typically occurs just 25 ns after bad data appears on the bus. Then the CPU can take the corrective action designated by its designer: automatic correction, write-back to memory, error logging, or diagnostics.

The 2960 is one of a family of memory support chips, all of which are to be available by the end of the year. These include the Am2961/62 4-bit EDC multiple-bus buffers (one inverts signals going to the data bus, the other does not), the Am2964 dynamic memory controller, and the Am2965/66 dynamic RAM drivers (also inverting and noninverting). The family will also be available with parameters characterized for the Z8000.

Housed in a 48-pin commercial ceramic dual in-line package, the Am2960/Am2961 costs \$96 in quantities of one to nine and \$60 each at the 100-piece level. It is available in a military Cerdip package at twice the price.

Advanced Micro Devices Inc., 901 Thompson Pl., Sunnyvale, Calif. 94086 [340]



THE BATTERY THAT IS A COMPONENT

The Tadiran Lithium Inorganic Battery, with a shelf-life of more than ten years and a very flat discharge curve, can be mounted on a printed circuit board and forgotten. It is the ideal power source for CMOS circuits for applications in advanced telephony equipment, industrial controls, data processing, sensing and monitoring devices, microwave transmission equipment etc.

Authorised Distributors:

Eastern and Midwestern US

PLAINVIEW ELECTRONICS INC.
28 Cain Drive, Plainview, N.Y.
11803
Tel: 516-249-6677
Telex: 125-043

Western US

CAREFREE UNLIMITED.
181 W. Orangethorp, Suite AA
Placentia, California 92670
Tel: 714-996-9400, 213-323-0603
Telex: 678-327

Canada

CPU ELECTRONIC SYSTEMS LTD.
7171 Torbram Road, Unit C9
Mississauga, Ontario L4T 3W4
Tel: 416-676-1042, 514-626-6723
Telex: 05-822884

Also authorised distributors throughout Europe.

TADIRAN
ISRAEL ELECTRONICS INDUSTRIES LTD

3 HASHALOM ROAD, P.O.B. 648, TEL AVIV 61000, ISRAEL. TELEX: 33537

**The best of both worlds
for DEC[®] users**



**DEC
SYSTEMS**



Data Systems Design's DSD 880



**Introducing the DSD 880 —
A DEC-compatible
disk system combining
eight-inch Winchester and flexible disks**

For DEC users who need more capacity and performance than a dual RX02, the DSD 880 now offers a more cost effective alternative than a dual RL01. Consider these benefits offered by the DSD 880:

- significantly lower initial and total life-cycle costs
- the reliability of a Winchester, with 7.5 Mbytes, emulating RL01
- the removability of a flexible disk, with 1 Mbyte, emulating RX02
- valuable saving in rack space (5¼" vs. 21" for dual RL01)
- unique "hyperdiagnostics" enabling fast and easy trouble-shooting to the modular level
- built-in bootstrap eliminating the need for an expensive DEC bootstrap board and saving a backplane slot
- one half-quad backplane slot vs. two quad boards for the RLV11
- versatile interface card for easy integration with any LSI-11 backplane, unlike DEC's RLV11 interface that needs a special backplane and cannot be used with the VT 103 terminal

Compare for yourself and see why nothing compares to the DSD 880.

**Data
Systems**

The Intelligent Alternative to DEC Disk Systems

To get more information on the DSD 880 call or write:

CORPORATE HEADQUARTERS:
2241 Lundy Avenue
San Jose, CA 95131
TEL: (408) 727-9353
TWX: 910 338-0249

WESTERN REGION SALES:
2560 Mission College Blvd., Suite 108
Santa Clara, CA 95051
TEL: (408) 727-3163
TWX: 910 338-0249

EASTERN REGION SALES:
51 Morgan Drive
Norwood, MA 02062
TEL: (617) 769-7620
TWX: 710 336-0120

INTERNATIONAL SALES: Australia, Melbourne (03) 543-2077, Sydney (02) 848-8533; Canada (416) 625-1907; Denmark 01/83 34 00; Finland 90/88 50 11; France 03/956 81 42; Israel 03/ 298783; Italy 02/ 4047648; Japan, Osaka (06) 323-1707, Tokyo (03) 345-1411; Netherlands 020/45 87 55; New Zealand 693-008; Norway 02/78 94 60; Sweden 08/38 03 70; Switzerland 01/730 48 48; United Kingdom 01/207-1717; West Germany and Austria (089) 812 6005.

Circle 181 on reader service card

Nicolet EXPLORERS



STORAGE CONTROL

HOLO LAST LIVE HOLO NEXT

RETAIN REFERENCE

OFFSET

FULL

1MHz

CHANNEL A

± VOLTS FULL SCALE

mV 1 2 4 10 20

700 100

DC AC

OFFSET

FULL

1MHz

CHANNEL B

± VOLTS FULL SCALE

mV 1 2 4 10 20

700 100

DC AC

TIME PER POINT

μS 1 2 5 10 20 50 100 200 500 1000

ms 1 2 5 10 20 50 100 200 500

ns 100 50 EXT

TRIGGER

MODE AUTO NORM

CURSOR

LOCK

TRIGGERED

LEVEL

SLOPE

COUPLING AC DC

HF REJ NORM

SOURCE CH A CH B

INT EXT

MANUAL



EXPANSION

VERTICAL HORIZONTAL

X2 X4 X8 X16 X32 X64

POWER

AUTOCENTER

OFF

X/Y

Y/T

DATA MOVE NUMERICS

SUB RESET

INVERT OFF

ERASE PEN

EXECUTE

FUNCTION

MEMORY

Nicolet Instrument Corporation
MODEL 204-A

... as easy as I, II, III

Three precise, high resolution digital oscilloscopes for analog signals

- Easy operation — storage at the touch of a button
- High precision
- Up to 20 MHz real-time digitizing rate per channel in two-channel mode
- 4096 word memory
- Optional digital records via internal disk recorder
- Up to 100% pre-trigger information
- XY or YT operation
- Resolution to 0.025% both horizontal and vertical
- Display expansion to 64X, **both** axes
- Superimposed stored & live, stored & stored or live & live waveforms
- Optional parallel 12 bit, RS-232C and IEEE-488-GPIB interfaces

EXPLORERS OUTPERFORM:

- Low frequency analog scopes
- Low frequency storage scopes
- Transient recorders
- XY recorders
- Strip chart recorders
- Light beam recorders
- Other digital oscilloscopes

NICOLET IS A LEADER.

Nicolet is a leading manufacturer of digital electronic measurement instruments (signal averagers and FFT spectrum analyzers), analytical instruments (FT-IR and FT-NMR spectrometers), biomedical computers and digital graphic plotters. Nicolet's expertise in high technology digital instrumentation led to the first Explorer scope in 1973.

To learn how the EXPLORERS can help you, request our new brochure. To discuss your application or to arrange a demonstration call **608 / 271-3333**.

COMPLETE EXPLORERS START AT \$3990

(U.S. domestic list price)

 **NICOLET
INSTRUMENT
CORPORATION**
OSCILLOSCOPE DIVISION

5225 Verona Road, Madison, Wisconsin 53711
Telephone: 608/271-3333
TWX: 910-286-2737

An evolutionary
idea from the creators
of the
StereoZoom[®]
Microscopes.

The New Bausch MicroZoom[™]

It solves
the hybrid and
packaged chip
inspection dilemma.

Now your inspectors can quickly scan packaged chips, then "zoom" each objective up to twice its power for closer examination. And that's just one of the many advantages of the new Bausch & Lomb MicroZoom Microscope.

Three long working distance objectives, giving total magnifications from 22.5X to 1000X—and higher—give ample working distances for chip inspection. There's virtually no chance of damaging chip or objective.

Erect, unreversed image for faster, easier inspections. Advanced vertical illumination with aperture control for true color rendition. And all this is standard. No costly add-ons.

But you can make it even more versatile than it already is. Add complete photomicrographic and CCTV accessories. A dual-viewing system for training. It's the only **complete** microscope you can buy for chip inspections.

The new MicroZoom Microscope. It's exactly what you would expect from Bausch & Lomb.

Bausch & Lomb Microscope.

Take a
closer look.

For a convincing demonstration or
free catalog, return this coupon today.


- Please call for an appointment
 Please send your new MicroZoom
Microscope catalog

Name _____ Title _____
Company _____
Address _____
City _____ State _____ Zip _____

Phone _____
Bausch & Lomb, Dept. 6606
1400 N. Goodman St.
E 110680 Rochester, N.Y. 14602



It has 3 long working
distance objectives,
each with exclusive
1X-2X zoom.



A full 1/4" chip can be
viewed at the lowest
magnification (22.5X).

Chip photo courtesy of Motorola Corp

Expedite your request
by calling toll-free:
800-648-5600
Ask for Operator 72

BAUSCH & LOMB

Scientific Optical Products Division

Circle 185 on reader service card



FIVE TOOLS FOR
MICROSYSTEM
DEVELOPMENT IN
ONE INSTRUMENT

To: George
From: Frank
Re: The Logical
 μ Memory Tracer

Take a look at this... Logical's
new μ Memory Tracer for
8-bit microprocessors.

- Downloads object program from host computer via RS-232 port
- Simulates, reads, programs 2708, 2716, and 2732 EPROM'S
- Traces Program execution in real-time using simulated ROM memory



CRT display of access map and simulated memory contents

- Continuously guards against unintended memory access
- Captures bus data during real-time trace & displays up to 256 data bus samples
- Counts accesses to specified locations during trace
- Allows display and change of all simulated ROM locations
- Provides flexible trace trigger specifications
- Outputs to line printer

No more tying up the whole development system on one project, or working nights to get hold of our only logic analyzer. Let's call Logical for a product demo ASAP!

BEING INTRODUCED
AT \$3,995 - AT THIS
PRICE ALL OUR
ENGINEERS AND TECHS
CAN HAVE THEIR OWN!

LOGICAL
SERVICES INCORPORATED
2340A Walsh Avenue
Santa Clara, CA 95051 (408) 727-1470

New products

Components

Gate structure cuts SCR losses

Interdigitated gate pattern, cathode contact assembly improve power thyristors

AEG Telefunken has brought a series of high-power inverter thyristors with improved switching characteristics to market in the U. S. Using an interdigitated amplifying gate design, Telefunken says it has been able to reduce switching losses and turn-off times.

The T 505 S, the T 630 S, and the T 930 S are silicon controlled rectifiers in the family. Each part comes in versions whose rates of rise of off-state voltage (measured to DIN 41784) are specified as 50, 400, and 1,000 V/ μ s, except for the 630, which does not come in a 1,000-V/ μ s version. The 505 has a DIN rating for rate of rise of on-state current for continuous operation of 400 A/ μ s; for nonrepetitive operation this figure is 1,200 A/ μ s. The 630's continu-

ous and nonrepetitive di/dt ratings are 300 and 1,000 A/ μ s, and the 930's are 250 and 1,000 A/ μ s.

As for the other major specifications, the repetitive peak off-state and reverse voltages for the 505 range from 600 to 1,400 v; for the 630 and 930 those ranges are 1,400 and 1,600 to 2,000 v (parts rated at the high end of each range are available in limited quantities).

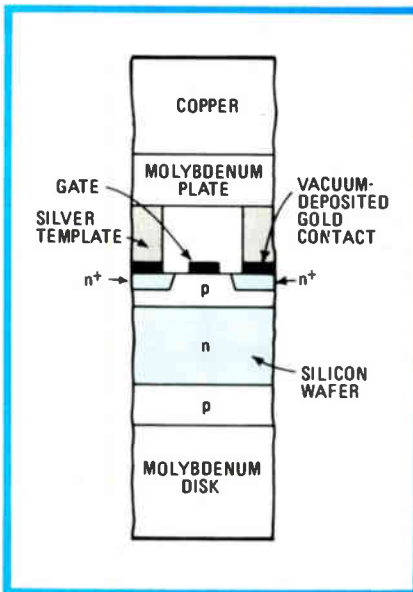
Current names. The on-state current is 1,500 A rms for the 505 and 630 and 2,000 A rms for the 930. The average on-state current gives the devices their names—for the 505, it is 505 A at 85°C and 960 A at 21°C; for the 630 it is 630 A at 85°C and 960 A at 50°C; and for the 930 it is 930 A at 85°C and 1,274 A at 62°C.

The maximum surge current for 10 ms at 45°C is 7,500 A for the 505, 9,700 A for the 630, and 20,000 A for the 930. At 125°C, those current ratings drop to 7,200, 8,500, and 17,500 A, respectively.

The threshold voltage for the 505 is 1.15 v, with a slope resistance of 0.60 m Ω . The 630 has a threshold voltage of 1.25 v and a slope resistance of 0.60 m Ω . For the 930, the threshold voltage is 1.30 v and the slope resistance is 0.33 m Ω .

Prices start at \$350; availability is from stock.

AEG Telefunken Corp., Route 22 at Orr Drive, P. O. Box 3800, Somerville, N. J. 08876. Phone (201) 722-9800 [341]



Contact. AEG Telefunken's new power thyristors' pressure-contact cathode assemblies use precisely adjusted silver templates with photolithographically etched gate branches.

Ultrasonic transducers suit many testing applications

A complete line of high-technology, high-performance ultrasonic transducers and accessories is available for a wide range of testing applications. Among the types are: single-element contact (straight-beam) transducers to measure thickness and detect flaws on flat surfaces, dual-element contact (pitch-catch) transducers that focus close to the front surface of thin materials to detect flaws and corrosion, and delay-line contact transducers for high-resolution thickness gauging of



Beckman's new digital multimeter is ready to handle any job you are.

Continuity checks. High current measurements. In-circuit resistance measurements and semiconductor tests. Whatever the job, if a multimeter is called for, call for a new



Beckman digital multimeter.

There are three models to choose from with a price tag as low as \$140.

All three feature Insta-Ohms™ quick continuity indicator (exclusive to Beckman digital meters), 10-amp current ranges, in-circuit measurement capability in all six ohm ranges, a dedicated diode test function, and up to two years normal operation from a common 9V battery.

The Model 3020 has seven functions, 29 ranges, and 0.1% Vdc accuracy for just \$170.

For just \$140, there's the Model 3010 which has all the features of the 3020, but with Vdc accuracy of 0.25%.

Or, for measuring noisy,

non-sinusoidal signals, there's the Model RMS 3030. It features true RMS (ac and dc) voltage and current measurement capability with 0.1% Vdc accuracy for only \$210.

And every Beckman meter uses band-gap reference elements, thin-film resistor networks, gold switch contacts and custom designed CMOS LSI chips to assure long-term accuracy and reliability.

So, for ease of operation and reliability from your digital multimeter, choose Beckman. For information on the complete line and accessories, write or call your local distributor or the Electro-Products Group, Beckman Instruments, Inc., 2500 Harbor Boulevard, Fullerton, CA 92634, (714) 993-8803.

BECKMAN

Circle 187 on reader service card

New products

thin sheets or tubing. The last-named parts have replaceable delay tips to insulate the transducer's face against wear and can be contoured to fit curved surfaces. Immersion transducers, which measure irregularly shaped objects submerged in a liquid, are the fourth type; they are capable of introducing sound waves at any desired angle. Completing the line are angle-beam (shear-wave) transducers, which test parts where contact directly above the flaw is impractical by directing the sound beam away from normal incidence to the entry surface.

All the basic types are available with a variety of connector styles, case and lens configurations, frequencies, and element sizes. The company also offers custom design and engineering services to meet special requirements.

Sonic Instruments Inc., 1014 Whitehead Rd. Ext., Trenton, N. J. 08638. Phone (609) 883-5030 [343]

0.10- to 100- μ H inductor chips sell for 75¢ to 99¢

Molded chip inductors priced at 75¢ each in 10,000-piece quantities or 99¢ each in 1,000-unit lots are available with an inductance of from 0.10 to 100 μ H, with a typical quality factor (Q) of 50 at 50 MHz. The units are a maximum of 0.11 by 0.11 by 0.10 in. and weigh less than 0.1 g. They all come in welded lead frames and are suited for use in pocket pagers, two-way radios, miniature receivers, and medical electronics.

Vanguard Electronics Co., 930 W. Hyde Park Blvd., Inglewood, Calif. 90302. Phone (213) 678-7161 [344]

4 $\frac{1}{2}$ -digit DPM is instrument-, microprocessor-compatible

Designed to be compatible in microprocessor and instrumentation applications, the series 600 4 $\frac{1}{2}$ -digit panel meter offers a variety of features. It has three-state parallel and multiplexed binary-coded decimal out-

THE SOURCE OF AC/DC V-A



For high accuracy supply of AC/DC Voltage and Current

RFL's new Model 826 is a source of AC and DC Voltage and Current. It accurately and efficiently calibrates analog and digital meters, and is suitable for production line or field use.

FEATURES

Digital Thumbwheel Switches quickly set up output current and voltage.

Percent Error Control provides for rapid determination of error of meter under test.

Run-Up Control varies output from 0-100% to check for sticky meter movements.

Automatic protection against output short circuits and overloads.

High output stability over all ranges.

SPECIFICATIONS

Outputs:

- 1 Millivolt to 1100 Volts
- 1 Microampere to 5 Amperes

Accuracy:

- DC Voltage $\pm 0.05\%$ of setting $\pm 0.05\%$ of range
- AC Voltage $\pm 0.05\%$ of setting $\pm 0.10\%$ of range
- AC/DC Current $\pm 0.10\%$ of setting $\pm 0.10\%$ of range

Voltage Burden:

- 5 VA on 1 Volt Range
- 10 VA all other Ranges.

Current Compliance:

- 5 Volts up to 1 AMP
- 1 Volt on 5 AMP Range

Percent Error Control: $\pm 2\%$ of setting

Output Frequencies:

- 50, 60 and 400Hz

Power Requirements:

- 100-230 Volts 50/60Hz



RFL Industries, Inc.

INSTRUMENTATION DIVISION

Boonton, N.J. 07005 • Tel. (201) 334-3100

TWX 710-887-8362 • Cable RADAIRCO, N.J.

HIGH-DENSITY CONNECTORS

FOR INSTRUMENTATION

- 10 or 20 conductors
- operating pressures 10^{-10} torr to 100 psig
- temperature range -200 to +450° C
- ceramic-metal bonded
- bakeable vacuum flange and weld adapter mountings



Ceramaseal, Inc.

A SUBSIDIARY OF INTERPACE CORPORATION

Request Cat. 8008

NEW LEBANON CENTER, NEW YORK 12126 (518)794-7800 • TELEX 14-5442

Circle 190 on reader service card

PLANTS, SITES, SHELLS FOR SALE OR LEASE. GOOD NEIGHBORHOOD.

North Carolina has an abundance of preferred properties. Including plants and basic buildings that are ready for immediate occupancy.

As well as land where you can build your own.

So, if you're a browsing plant location executive, check the information you'd like to have. Our staff of professionals will gladly put it at your fingertips.

- AVAILABLE BUILDINGS
- BASIC/SHELL BUILDINGS
- SELECT PLANT SITES

NAME _____

COMPANY _____

ADDRESS _____

CITY _____ STATE _____ ZIP _____

NORTH CAROLINA

Mail to: North Carolina Department of Commerce, Industrial Development Division, Suite 1611, 430 N. Salisbury Street, Raleigh, NC 27611. Or call (919)733-4151.

190 Circle 106 on reader service card

New products



puts, true ratiometric operation, run and hold command input, strobe and busy output, display-blanking and lamp-test inputs, and an output of ± 12 v dc at 5 m A. An optional blank board allows the user to add special circuits.

The unit's ranges are 199.99 mV dc and 1.9999, 19.999, 199.99, and 1,000 v dc. Input impedance is 1,000 M Ω for the 200-mV and 2-v ranges and 10 M Ω for all others. Zeroing is automatic, and the 0.5-in.-high red light-emitting diodes have an externally selectable decimal point.

The accuracy of the series 600 panel meter is to within $\pm 0.008\%$ (± 1 digit) of full scale. The power input is 5 v dc $\pm 5\%$, 300 mA, or 120/240 v ac at 50 to 60 Hz.

Single units sell for \$125 apiece, and delivery is from stock to four weeks.

International Microtronics Corp., 4016 E. Tennessee St., Tucson, Ariz. 85714. Phone (602) 748-7900 [345]

DIP switch comes with tape seal

A factory-applied tape seal is provided on all DTS series dual in-line package switches at minimal cost. For example, a four-pole DIP is only \$2.18 in 250-unit quantities. The bottom of the switches is entirely potted to ensure maximum seal integrity. Flux entry during wave soldering is thus prevented and contamination is eliminated, says the manufacturer. The switches provide positive on and off switching action with highly visible flush actuators. Gold plating on contacts and terminals results in extended shelf life and

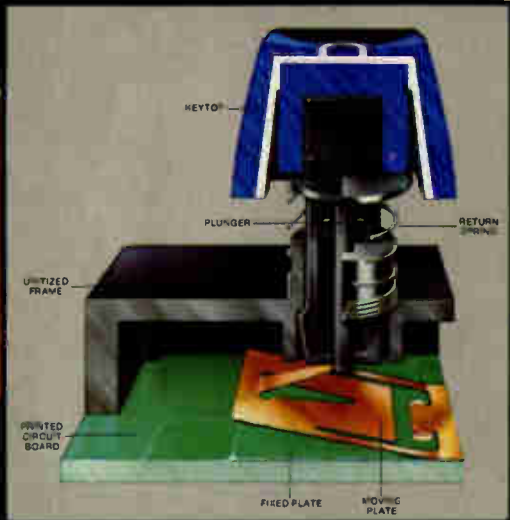
Electronics / November 6, 1980

Superior Performance, Longer Life. The key to our Golden Touch[®] capacitive keyboard is our patented, hinged-moving-plate design. This unique feature gives our keyswitch greater capacitance, and that makes it virtually impervious to dust, debris and electrical noise. And that means better performance. It also means longer life—an MCBF rated at 250 million operations. That's why we guarantee a 1% AQL and give a two-year warranty. We design the Golden Touch exclusively for volume OEMs, so practically any combination of options, circuitry and configuration can be built-in.

And with all this, the price is highly competitive. To learn more, just fill in the coupon or attach your card to this ad and mail it back to us.

DIGITRAN

The Digltran Company, a division of Becton, Dickinson and Company
 855 South Arroyo Parkway • Pasadena, CA 91105
 Phone: (813) 449-3110 • TWX 910-588-3794



Keyboard Product Manager • The Digltran Company
 855 S. Arroyo Parkway • Pasadena, CA 91105

Please send brochure on Golden Touch[®] keyboard.

Name


Title

Company

Street Address

City State Zip

Open For Business



Bring on your forms, any forms. Whether you need to print on bank checks or multipart reports, standard pages or outside sheets, our alphanumeric DMTP-8 impact form printer has a 50 character/line capacity, edge guide sensor and three open sides to take your work flow as it comes. Everything fits. And with the exceptionally long needle stroke, every message is crisp and clear — even on multiple copies from .003" to .015" thick.

Work it hard. Work it long, even at high-volume POS jobs. With its heavy-duty construction and extra-long life dot matrix print head, the DMTP-8 is made to take it. Other advantages: programmable character pitch, and the long-haul economy of replaceable ink rollers and a self-reversing ribbon with a 10-million character life. And, of course, the price: just \$269 in 100's. Write or call now for details.




**PRACTICAL
AUTOMATION, INC.**

Trap Falls Road, Shelton, Conn. 06484/Tel: (203) 929-5381

Circle 192 on reader service card

New products



allows easy soldering.

Alco Electronics Products Inc., 1551 Osgood St., N. Andover, Mass. 01845. Phone (617) 685-4371 [346]

Detector and transimpedance preamp come on one chip

Offering the functions of a photodiode detector and a transimpedance amplifier on the same chip, the MFOD404F integrated detector and preamplifier combines high sensitivity and speed for fiber-optic data communications. The unit will sustain data rates of up to 10 Mb/s over medium distances even with a responsivity of 30 mV/ μ W. The unit is designed for use with AMP-compatible metal fiber-optic connector barrels, which provide immunity from radio-frequency interference and make it easy to assemble the units into fiber-optic systems.

In quantities of up to 24, the detector-preamplifier sells for \$37 per unit, and in quantities of 100 to 499 for \$32 apiece. They are available immediately.

Motorola Semiconductor Products Inc., P. O. Box 20912, Phoenix, Ariz. 85036. Phone Jim Herman at (602) 244-4556 [347]



Puts the answer right in your hand!

CURRENT GUN^{plus}TM

Model CG100D

Hand-held Non-contact
Current Meter with
self-contained
3 1/2 digit readout

Now the famed Bell Current GunTM probe is a current meter. Take readings of dc and ac, and ac-on-dc as fast as you can clamp around the conductor. Reads from dc to 1 kHz; 0 to 200 amps. \$249.00 domestic (plus \$3.50 shipping) direct from F. W. Bell, 6120 Hanging Moss Rd., Orlando, FL 32807. Phone: 305/678-6900.


F.W. BELL
Subsidiary, Magnetics & Electronics, Inc.

192 Circle 107 on reader service card

Electronics/November 6, 1980

Nichicon aluminum vs. tantalum

An apples-to-apples comparison for quality, reliability and size.



When you have a production line to keep running, performance levels that can't be compromised and you're faced with soaring tantalum capacitor prices and overextended lead times, it's time to turn to Nichicon.

Axial and Radial Low Leakage Series

Start saving with Nichicon's Low Leakage Series of Axial and Radial Miniature Aluminum Electrolytic Capacitors. They're available now from your local Nichicon distributor, and they give you tantalum-like performance over a capacitance range of $0.1\mu\text{F}$ to $100\mu\text{F}$. And you'll get low-leakage reliability of only 0.002CV or $0.4\mu\text{A}$ from -40°C through $+85^\circ\text{C}$.

An apples-to-oranges comparison for price, availability and delivery.

Super Miniature 4mm Radial Series

When super miniature size is just as critical as low-leakage performance and reliability, it's time to consider Nichicon's 4mm Super Miniature Radial Series. Samples are available now in a capacitance range from $0.1\mu\text{F}$ through $47\mu\text{F}$.

So why put up with tantalum prices and lead times when we give you performance, super miniature size, quick delivery and savings to 40%.

Call your local Nichicon representative or distributor or write us for data sheets and samples.



nichicon

We're capacitor specialists. We have to go to extremes for you.

Nichicon (America) Corporation • 927 E. State Parkway • Schaumburg, IL 60195 • (312) 843-7500

Stocking distributors: Ambur Electronics • Argent Industries • Bell Industries • Captronics • CAM RPC • Century • Deeco • Eric Electronics • GC Electronics • Hall Mark Electronics • Jaco • Kahgan • National Capacitor Supply • Nova Electronics • N.R.C. • Prime Electro Products Co. • R.E.H. Electronics • Service Specialists • Sterling Electronics • Tri-Start, Inc.
Division of Nichicon Capacitor, Ltd., Kyoto, Japan

Circle 193 on reader service card

INTRODUCING THE FIRST STANDARDIZED FIBER OPTIC SYSTEM.




The advantages of fiber optics have made many an engineer's eyes light up. Total electrical isolation, legal signal bandwidth capability,

transmission isolation, light weight and RFI/EMI/EMP immunity promised interference-free, economical signal transmission.

But those promises dimmed when you considered the time needed to choose compatible parts, fit them together and design a working system.

Those days are over. Because Du Pont, Honeywell and ITT Cannon Electro are now offering completely compatible components, standardized to wire dimensions and configurations, that give you an off-the-shelf, ready-to-go fiber optics system. It's called "HDC Interface." Whenever you have link lengths up to 30 meters and data rates up to 30 Mb/s, this turnkey system plugs right in.

Optimized for short run-lengths, Du Pont PIFAX® Fiber Optic Cables meet the industry's need for the best combination of ruggedness, connecting ease and overall data-link economics. In single or multi-channel configurations, PIFAX gives you very high transmission performance at a moderate price.



READY TO GO IN ONE EASY INSTALLMENT.

Powerful SWEET SPOT™ LEDs from Honeywell Spectronics Division intensify LED output to launch more power into large diameter fibers than other low-cost LEDs. Now this technology has been repackaged for use in a low-cost, high volume fiber optic system. You get a wide selection of optical detectors and the most practical opto-mechanical interface available.



From ITT Cannon come multi-channel connectors that let you use both electrical and fiber optic lines simultaneously. When space is limited there's the miniature line with densities capable of contact spacing down to .050 centers. Available soon are adaptations for other standard Cannon connectors in the D-Subminiature, environmental and military lines.

So let fiber optics become standard equipment in your system.



Whenever you need a data link for short distances in applications ranging from medical instrumentation to control equipment,

we'll supply the system in one easy installment. To help you get information about HDC interface and to make ordering easy, contact Fiber Optics Product Manager, ITT Cannon Electric, a division of International Telephone and Telegraph Corporation, 666 E. Dyer Road, Santa Ana, California 92702. Telephone: (714) 557-4700. TWX: 910-595-1131. TELEX: 85-5358.


™DU PONT TRADEMARK
™HONEYWELL TRADEMARK

CANNON ITT

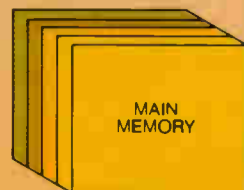
You can always connect with Cannon



While they were thinking hardware and software, we were thinking



16K SUPER RAM
32K SUPER RAM
16K MEMORY MASTER
24K MEMORY MASTER



14 INCH 26 MEGABYTE
HARD DISK

S-100 SYSTEMS. From add-in memory boards to add-on hard disk. High performance S-100 busboards. Single, dual and quad-density disk systems with up to 1.2 megabytes on a single floppy disk drive. I/O boards. All, with the Morrow Designs systems approach to hardware and software.

COST EFFECTIVE SYSTEMS.

Morrow Designs Discus M26 offers 26 usable megabytes of memory for just \$4,995. About \$192 per megabyte. And, it's a complete system, including a Shugart SA4008 Winchester-type sealed-media hard disk, power supply, cables, and cabinet with fan. The single board controller supervises all data transfers, communicating

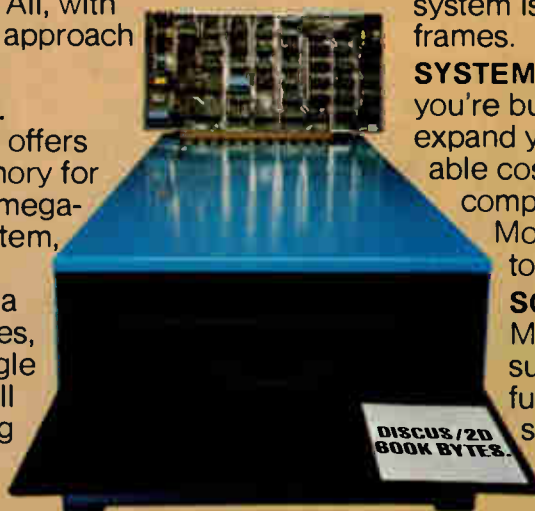
with the CPU through 3 I/O ports (command, status, data). The controller can generate interrupts at the completion of each command. A 512-byte sector buffer is on-board. And the system is available for S-100 mainframes.

SYSTEMS FOR SYSTEMS. Whether you're building systems or trying to expand your present system at reasonable costs, Morrow Designs offers complete, cost-effective subsystems.

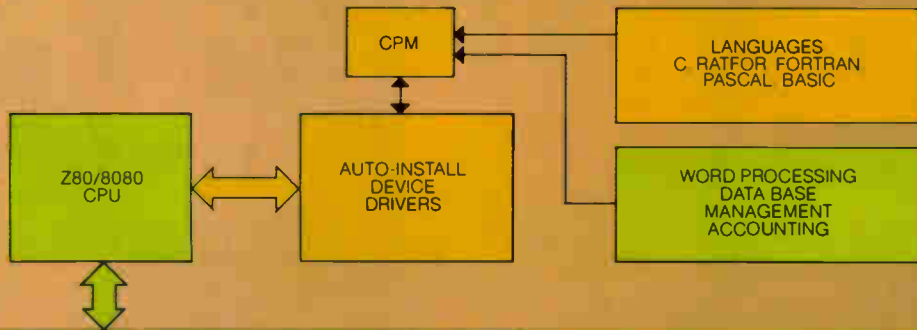
Modular systems that allow you to build your system your way.

SOFTWARE FOR SYSTEMS.

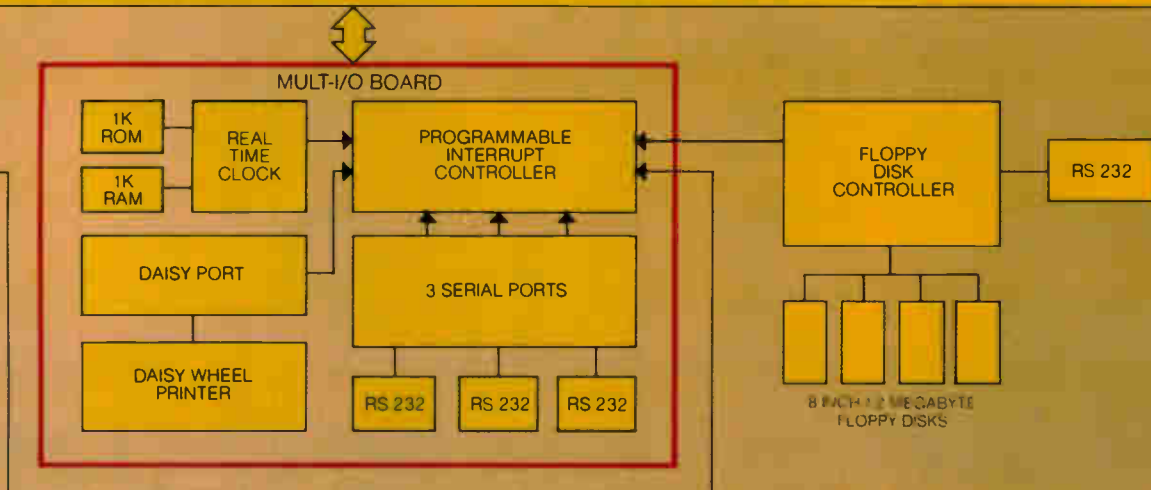
Morrow Designs backs each subsystem with high-quality, fully-tested software. INSTALL software allows you to attach



systems.



IEEE STANDARD S-100 BUS



any Morrow disk system to any system operating under 2.+ CP/M. Morrow CPM/CDOS software allows you to attach any Morrow disk drive to Cromemco Systems. In fact, if software runs under CP/M, it will run on any Morrow Designs hardware.

COMPARE PERFORMANCE.

Hardware performance. Software performance. System performance. Any Morrow Designs disk drives, hard or floppy, can be mixed and matched through Morrow Designs standard software. And all necessary hardware, software and firmware is included with each system.

NOW, COMPARE PRICE. Morrow Designs products offer maximum efficiency at minimum cost. But we don't cut corners. What that means



to you is reliable system efficiency at cost effective prices.

Better systems for less. See Morrow Designs full line of memory and I/O, plus floppy disk and the M26 hard disk system at your computer supplier. Or, send in the coupon for our full line catalog. Can't wait. Call us at (415) 524-2101.

MORROW DESIGNS

7271 Centre Ave. Redwood City, CA 94061

Gentlemen, Please send me your complete OEM hardware and software specifications. Plus the name of my nearest distributor.

Name _____
 Company _____
 Address _____
 City _____ State _____ Zip _____

Circle 197 on reader service card

We think an OEM computer should be able to take your marketing around the world.





At Digital, we think the last thing an OEM computer should do is limit your options.

Not just your performance options.

But your marketing options too.

That's why we make computers that you can add value to, and then sell virtually anywhere.

They're available with features like a universal power supply that will work from any electrical current in the world at the flick of a switch.

We even engineer our products to fit into standard sized shipping containers. To be handled easily by the fewest number of people. To be assembled quickly by almost anyone, without special tools.

At Digital, our approach has always been to give OEMs more than just great product. Just as important are the extra quality features, the extra testing that can make your design and marketing job easier. The software compatibility that can take you from micros to 32-bit large-scale computers, from one generation to the next. The worldwide service capability that can be tailored exactly to the way you run your business. It's an approach designed to help you meet a wide range of computer strategies.

You probably already know a lot about Digital performance. To find out the rest, send for our new brochure, "The Thinking Behind the Industry's Largest Selling Line of OEM Computers."

Digital Equipment Corporation, (PK3/M-86), Maynard, MA 01754. (617) 493-6253. In Europe: 12 av. des Morgines, 1213 Petit-Lancy/Geneva. Tel. 93 33 11. In Canada: Digital Equipment of Canada, Ltd.

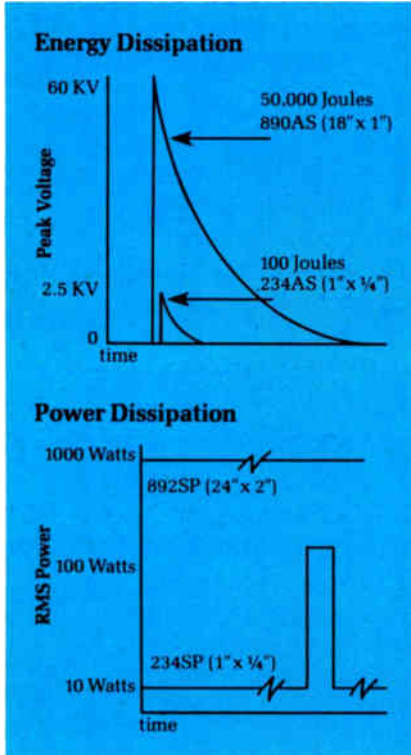
We build a lot more than performance into an OEM computer.

digital

Circle 199 on reader service card

Carborundum noninductive ceramic power resistors solve tough problems.

Carborundum makes three types of noninductive ceramic resistors that can solve tough resistance problems, save money and space.



Regardless of the pulse shape, we have the resistor. Our Type SP handles large amounts of power from 60 cycles to many megahertz. Type AS can absorb huge amounts of energy while maintaining its noninductive properties at high voltages. Type A solves high resistance problems in high voltage situations.

For more information on ceramic power resistors and our broad line of thermistors and varistors, contact: The Carborundum Company, Graphite Products Division, Electronic Components Marketing, P. O. Box 339, Niagara Falls, New York 14302. Telephone: 716-278-2521.

CARBORUNDUM 
A Kennecott Company

New products

Computers & peripherals

16-bit terminals store 60-K bytes

Intelligent work stations have microNova processor, up to 716-K bytes on diskette

Aimed at original-equipment manufacturers and sophisticated end users, Data General's new MPT family of intelligent work stations should give the firm a stronger foothold in distributed data-processing applications. The company's former top-of-the-line terminals, the Dasher series, were not "dumb," but they weren't this smart. The MPTs are based on Data General's proven microNova processor. Compatible with all the firm's central processors, including the recently announced 32-bit Eclipse MV8000 [*Electronics*, May 8, p. 185], the new terminals can also stand alone.

The local intelligence offered by the MPTs allows them to capture and validate data on site; host-system resources need not be tapped, local files can be stored independently, and local error checks cut host overhead and keep data cleaner.

Off-line storage is the only factor that sets the three terminals apart. The \$4,800 MPT/80 has none, the \$6,000 MPT/83 comes with one

double-sided, double-density diskette; the \$7,100 MPT/87 comes with two. The /83 and /87 offer 358- and 716-K bytes of storage, respectively.

All three MPTs include a full 16-bit microNova central processor with 60-K bytes of MOS random-access memory (partially used for display refreshing), two programmable RS-232-C ports, and an external input/output bus. The full complement of electronics is mounted on a single large circuit board.

The RS-232-C ports allow two-way data transfer at up to 19.2 kb/s; they can be used to drive printers, to allow downloading of software from remote hosts, or to perform general data transfer.

The MPT's I/O bus allows it to interface with virtually all microNova peripherals, including 1.26-megabyte flexible-disk drives, Winchester disk drives, data-acquisition and sensor systems, and an expansion chassis. Users can load the expansion chassis with an asynchronous line multiplexer, and through it, cluster other MPT or Dasher terminals around a central MPT. Thus an MPT can act as the equivalent of a cluster controller.

The consoles each use a 12-in. cathode-ray-tube display and include an 83-key keyboard with 10 user-defined function keys. In addition to a standard ASCII character font, additional fonts stored in read-only memory are available for international symbology tailored to applications in Britain, France, Sweden,



No other 50-MHz oscilloscope gives you as many features as the LBO-517.

Compare the LBO-517 with all other 50-MHz oscilloscopes. Only Leader gives you total capability with:


- Calibrated delayed time-base
- Simultaneous display of main and delayed time-bases.
- Two trigger-view channels.
- 1 mV sensitivity (<10-MHz).
- Alternate/composite triggering.
- Variable trigger hold-off with B-ends-A mode.
- 20 kV accelerating potential dome-mesh CRT.
- Two-year warranty.



It's the surprising leader for under \$2000.

maximum sensitivity of 1 mV/cm up to 10 MHz... 5 times the sensitivity of more expensive oscilloscopes.

An amplified output of channel 1 is also available at a rear panel BNC connector for using the LBO-517's high sensitivity to drive frequency counters and other less sensitive instruments.



Very low-level signals, complex waveforms, fast pulses at low rep rates, asynchronous signals... no other 50-MHz oscilloscope handles such a wide range of demanding applications, and does it so well as the Leader LBO-517.

Simultaneous Dual Time Base Viewing.


Unlike many other 50-MHz units, the LBO-517 has an alternate time-base mode (1) above. This permits simultaneous viewing of both the main "A" and delayed "B" time bases (2). The delayed time-base is also shown as an intensified portion of the main time-base display (3). Ideal for studying and measuring complex waveforms.

Fast Sweep Rates, Alternate Triggering, Hold-off and B-ends-A Mode.

The LBO-517 provides main sweep rates from 0.5 sec/cm to 0.05 μ sec/cm in 22 steps (4). Delayed sweep rates

are from 0.1 sec/cm to 0.05 μ sec/cm in 20 steps. For displaying very rapid phenomena, both can be increased to 5 nsec/cm with the X10 magnifier.

The LBO-517 also offers alternate (composite) triggering (5) for stable viewing of two asynchronous signals, along with variable trigger hold-off with a B-ends-A mode (6). Variable hold-off ensures stable triggering of complex signals by ignoring intermediate false trigger points. B-ends-A is used to increase the sweep repetition rate for brighter displays of low-frequency signals.




Outstanding Small Signal Performance.

The vertical amplifiers of the LBO-517 offer calibrated deflection coefficients from 5 mV/cm to 5 V/cm in 10 steps (7). A X5 vertical multiplier delivers a

Brightest, Sharpest of All.

The LBO-517 uses a recently developed dome-mesh CRT operating with a 20-kV accelerating potential. The result is an exceptionally bright, sharp display... with an illuminated internal graticule.



Call Toll Free (800) 645-5104.

Call today, to get all the facts on the LBO-517, its two-year warranty, the name of your nearest "Select" distributor, or to arrange for an evaluation unit.

When Quality Counts

LEADER
Instruments Corporation

380 Oser Avenue
Hauppauge, N.Y. 11787 (516) 231-6900
Regional Offices:
Cincinnati, Los Angeles, Dallas.

UNITRODE CAPS. OUR COMMITMENT IS HEAD AND SHOULDERS ABOVE THE REST.



UNITRODE MONOLITHIC CERAMIC CAPACITORS

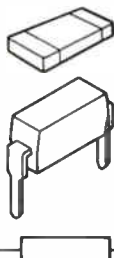
Unitrode makes monolithic ceramic capacitors in volume that stand above the crowd. In reliability. And in delivery.

So now, you can get the most reliable caps with the most reliable delivery, from a company committed to performance.

In fact, we have the world's most modern capacitor plant, so we can produce quality capacitors in the quantities you need.

Unitrode's caps come in three forms, Chips, Axial-Leaded, and 2-pin DIP. Every NPO, X7R and Z5U capacitor we make is

tested for capacitance and dissipation factor before it goes out the door. Our leads are tested to eight pounds pull. And our proprietary process controls maintain the integrity of terminations



and minimize delaminations and corner cracking.

This kind of quality control pays off. For example, in over three billion glass seals, we've had less than .1% returns.

Unitrode also outperforms the others in delivery. So instead of delivering promises, we deliver capacitors. At very competitive prices.

So when it comes to caps, come to Unitrode. For more information, contact your nearest Unitrode representative listed next to this ad. And find out why our commitment stands head and shoulders above the rest.

Unitrode Corporation,
5 Forbes Rd., Lexington, MA
02173, U.S.A. Telex 95-1064,
TWX 710-326-6509.



UNITRODE

**Unitrode Representatives:**

Alabama: Conley & Assoc. 205-882-0316 **Arizona:** Fred Board Assoc. 602-994-9388 **California:** 1² 408-988-3400; Great American Rep Company 714-832-8113; Great American Rep Company 213-990-4870; SR Electronics (San Diego) 714-560-8330 **Colorado:** Component Sales 303-759-1666 **Florida:** Unitrode Regional Office 301-460-8700 **Georgia:** Conley & Assoc. 404-447-6992 **Illinois:** Oasis Sales 312-640-1850 **Indiana:** Technical Reps 317-849-6454 **Kansas:** Rush & West Assoc. 913-764-2700 **Maryland:** New Era Sales 301-768-6666 **Massachusetts:** New England Technical Sales 617-272-0434 **Michigan:** Miltimore Sales 313-349-0260; Miltimore Sales 616-942-9721 **Minnesota:** Electronic Innovators 612-941-0830 **Missouri:** Rush & West Assoc. 314-394-7271 **New Mexico:** Reptronix 505-881-8001 **New Jersey and New York:** Ed Glass Assoc. 212-586-8440 **North Carolina:** Conley & Assoc. 919-787-8090 **Ohio:** Baehr, Greenleaf & Assoc. (Cincinnati) 513-891-3826; Baehr, Greenleaf & Assoc. (Dayton) 513-293-1102; Baehr, Greenleaf & Assoc. 216-221-9030; Baehr, Greenleaf & Assoc. 614-486-4046 **Oregon:** Vantage Corp. 503-297-1714 **Pennsylvania:** GCM Assoc. 215-233-4600; Bacon Electronic Sales 814-796-2381 **Texas:** Sundance Sales 214-699-0451; Sundance Sales 512-250-0320 **Utah:** Component Sales 801-484-4222 **Washington:** Vantage Corp. 206-455-3460 **Wisconsin:** Oasis Sales 414-445-6682 **Canada:** Kaytronics 514-487-3434; Kaytronics 416-669-2262; Kaytronics 403-276-9844

New products

Germany, Spain, and Denmark.

The units execute a run-time version of the microNova MP/OS multi-tasking operating system. Because MP/OS is compatible with Data General's Advanced Operating System (AOS), users can develop and debug programs for MPT work stations on any Data General computer. Software already available for the MPTs includes Pascal (with extensions allowing structured programming, string manipulation, an assembly-language interface, and access to operating system routines) and Fortran IV. The latter is aimed at real-time applications and those using double-precision and mixed-mode arithmetic.

Other software includes power-up self-diagnostics, a Dasher-D200 terminal emulator, file-transfer programs, and a variety of other file- and disk-related routines. Available utilities can customize screen-menu and access-security features without reprogramming applications software. This feature allows quick response to changing I/O needs and flexibility in the OEM marketplace.

Data General also expects the MPTs to open slots for its central-processor line. Users tend to expand their needs for local intelligence, the company claims. So the MPT's compatibility tailors it to applications with upward growth potential.

Delivery of the intelligent terminals takes 90 days.

Data General Corp., Route 9, Westboro, Mass. 01581. Phone (617) 366-8911 [361]

Color graphics computer

uses 68000 central processor

The model CGC 7900 high-resolution color graphics computer, priced at \$19,995 without options, is driven by Motorola's MC68000 16-bit central processing unit, which is capable of 32-bit operations. The computer has a 19-in. color cathode-ray tube with 1,024-by-1,024-bit graphics memory that can display a maximum array of 256 colors at one time. The 53-in.-high, 22-in.-wide, and 34-in.-deep computer contains the CRT,

CPU, floppy-disk drives, and keyboard and can accommodate an optional 10-megabyte Winchester disk drive.

An overlay mode permits alphanumeric characters or graphics to be overlaid on a bit-map display that is totally unaffected by the roll, pan, or zoom of the underlying image.

The screen can be divided into eight graphic windows, with eight additional overlay windows. A dual-screen buffer option gives the 7900 the ability to hold a second full-screen display in memory while another is on the screen. For additional cursor control, there is an optional joystick for zoom, X-Y pan, and cursor positioning. Other options include a light pen and a real-time clock. RS-232-C and RS-449 serial communications ports will be available for interfacing the 7900 with host computers. Deliveries will begin in 120 days.

Chromatics Inc., 2558 Mountain Industrial Blvd., Tucker, Ga. 30084. Phone (404) 493-7000 [362]

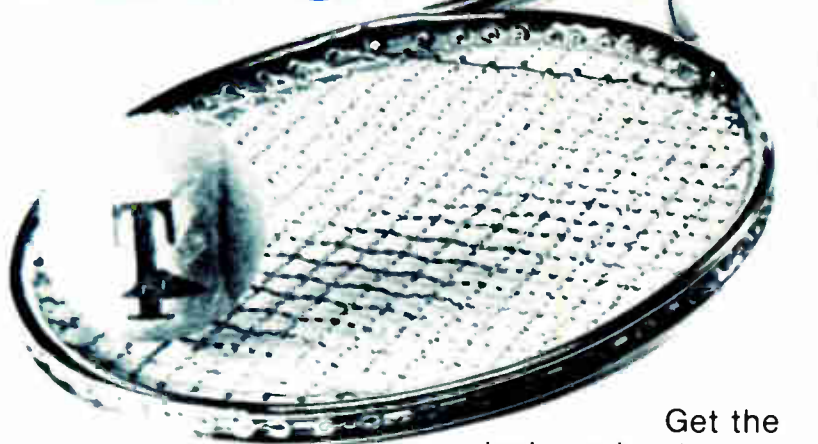
Entry-level computer works

as store-and-forward terminal

Digital Equipment Corp.'s Datasystem 315 can be used as an entry-level small business computer, a network node, or a store-and-forward terminal. Using the PDP 11/23 microcomputer, the 315's base memory is 64-K bytes (expandable to 256-K bytes). The system includes a video terminal and a dual double-density floppy-disk drive for 1 megabyte of mass storage. It is available with either the commercially oriented CTS-300 operating system or the RT-11 general-purpose operating system and with a choice of six programming languages, including Fortran IV, Basic, Focal, and APL. It can be used for real-time applications. The system can support additional peripherals—another dual floppy-disk drive and more terminals—and a communications interface.

The Datasystem 315 with the CTS-300 operating system and a

A PERFECT MATCH



Get the design advantage—match up with Triad. We manufacture one of the world's largest and most complete lines of transformers and related magnetic deflection components, both OEM and replacement. In all probability we can serve your needs from our vast parts inventory. But if your requirements are specialized, our professional team will custom design to your specifications.

Either way, you'll have the Triad advantage.



 **TRIAD-UTRAD**
Litton Distributor Services


305 North Briant Street
Huntington, Indiana 46750
219-356-6500
TWX 801-331-1532

Circle 204 on reader service card

FREE

Brochure describes Electronics editorial reprints, services, books...

- More than 70 article reprints in 15 subject categories
- Handy wall charts
- Custom-made reprint services
- Books especially for **Electronics'** readers
- Convenient postage-paid order cards



For your free copy, circle #275 on the reader service card.

New products

printer starts at \$17,600 with full support. Deliveries start this month. Digital Equipment Corp., Maynard, Mass. 01754. Phone 897-5111 [363]

Multifunction work station is first of computer cluster

The Convergent model CT-1111-1, the first in a series, is a single desktop work station with a 1-megabyte dual floppy-disk drive in a cabinet at deskside. The full line ranges to a cluster of 16 such stations with a shared-resource processor, 58 megabytes on a 14-in. Winchester disk drive, and one floppy disk—what the manufacturer considers is the memory capacity and processing power of a large minicomputer installation.

The Convergent family features a fully programmable video display, five programming languages (assembly, Basic, Pascal, Cobol, and Fortran), the CTOS operating system, a dual-bus architecture for easily expandable hardware, an optional Intel 8087 mathematics processor, and complete software portability between the work stations. Single unit prices begin at \$11,990 for the CT-1111-1. When the 16-unit cluster is available the second quarter of 1981, it will sell for \$133,500. Basic workstation hardware without mass storage or operating system software has a 100-unit price of \$3,990.

Convergent Technologies, 2500 Augustine Dr., Santa Clara, Calif. 95051. Phone (408) 727-8830 [364]

System processes both words and data

A low-cost information-processing system called Spectrum 80 has been designed to handle both word and data processing. The system centers around a File Management Computer that manages and schedules all resources. Its price of \$6,790 includes the central processing unit, 64-K bytes of system memory, a 2-megabyte fixed disk drive, and a 1.2-megabyte diskette drive. A choice of



ALT
AM PM
12:12:12

CUTLER-HAMMER
COMMERCIAL SWITCHES

CRYSTALOID LIQUID
CRYSTAL DISPLAYS

COMPU-LITE ILLUMINATED PUSHBUTTONS



LOOK WHO JUST JOINED FORCES.

Now you can look to a single quality source for three families of components. Because now, along with our Cutler-Hammer Commercial Switches, we offer Crystaloid Liquid Crystal Displays and Compu-Lite Illuminated Pushbutton Switches.

Crystaloid Liquid Crystal Displays offer state-of-the-art technology in both standard and custom LCD's. What's more, we have the design capability to meet the most demanding requirements—especially for matrix and multiplexed display applications.

Compu-Lite Illuminated Pushbuttons feature momentary or alternate action, 1 to 4 poles, and can

be panel or PC board mounted. Matching indicator lights are available.

Cutler-Hammer Commercial Switches deliver rugged reliability and long life. You can choose rockers, toggles or pushbuttons in standard, miniature and sub-miniature versions.

For more information on these products or engineering assistance for specific applications, write Eaton Corporation, Commercial Controls Division, 4201 N. 27th St., Milwaukee, WI 53216.

EAT•N Electrical/Electronic
Control

EQUIPTO ENCLOSURES

We give you more than just good looks . . . like quality, service, price!

Through years of experience we've put together a comprehensive, high quality, competitively priced line of modular enclosures for either heavy-duty or commercial applications of electronic, testing, audio and electrical equipment.

If one of our modulars won't do the job we'll modify, redesign, or custom build to your requirements. And at no extra charge, we can provide enclosures in just about any color and finish you'd like . . . and give you on-time delivery! Also, we invite you to ask about our ENGINEERING EVALUATION PROGRAM.



WRITE FOR FREE CATALOG



Equipto for quality
Equipto Electronics Corporation
403 Woodlawn Ave. • Aurora, Illinois 60507
Phone: 312/897-4691

Circle 206 on reader service card

New products

InfoCenters is offered—one each for data, word, and information processing. The Data Processing InfoCenter is a work station designed to handle general accounting functions. It consists of a Multifunctional Processing Computer (MPC) with a 12-in. screen, 64-K-byte memory, and printer. It sells for \$9,200. The Word Processing InfoCenter has an MPC with a 15-in. screen, 64-K bytes of memory, and a printer, all for \$10,690. The Information Processing InfoCenter, priced at \$11,150, allows concurrent word and data processing. It has an MPC with a 15-in. display, 64-K bytes of memory, printer, and word-processing software.

Management Assistance Inc., Basic Four Information Systems Division, P. O. Box C-11921, Santa Ana, Calif. 92711. Phone (714) 730-2315 [365]

Fixed-disk drives store 2.5 billion, 571.3 million bytes

The STC 8380 and STC 8370 direct-access storage devices are fixed-disk drives that can hold 2.5 billion bytes of data and 571.3 megabytes respectively.

The 8380 is fully compatible with IBM's 3380 disk drive and may be attached to the equivalent of any IBM 370/158, 370/168, or 303X processor. Data-transfer rate is 3.0 megabytes/s, and average seek time is 16 ms.

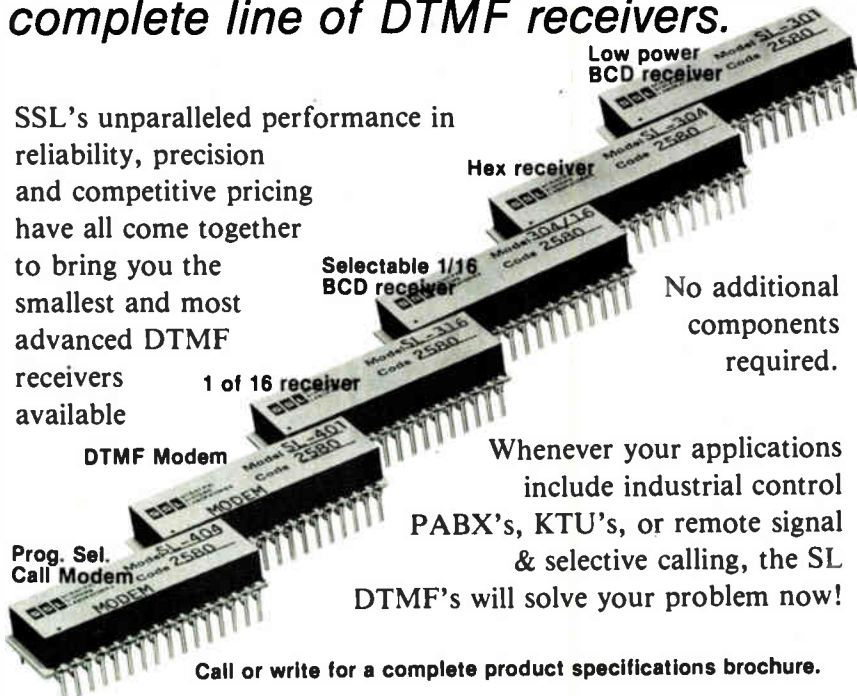
The other unit, the 8370, is compatible with IBM's 3370 disk drive and requires no software migration from that drive. Transfer rate is 1.86 megabytes/s, and average seek time is 20 ms. The STC 8370 will range in price from \$25,270 for a basic model to \$46,330 for one equipped with all options. It is scheduled for delivery in the fourth quarter of 1981. The STC 8380, scheduled for the second quarter of 1982, will range in price from \$79,380 for a basic drive to \$139,630 for a fully equipped drive.

Storage Technology Corp., 2270 S. 88th St., Louisville Colo. 80027. Phone (303) 497-5151 [369]

DTMF-MODEMS

You are looking at the world's most complete line of DTMF receivers.

SSL's unparalleled performance in reliability, precision and competitive pricing have all come together to bring you the smallest and most advanced DTMF receivers available



No additional components required.

Whenever your applications include industrial control PABX's, KTU's, or remote signal & selective calling, the SL DTMF's will solve your problem now!

Call or write for a complete product specifications brochure.

SSL SCIENTIFIC SYSTEMS LABORATORIES

2031 E. Cerritos, Suite J, Anaheim, CA 92806
(714) 776-5003

206 Circle 115 on reader service card



Custom fit to curb costs.

Pay only for what you need with Amphenol® 225A Series Edge Connectors. Because there are thousands of combinations.

Choose the contact type, position, mounting style. Pick any of three different contact tails.


And tell us how many contacts you want—up to 85 per side. That's custom fitting for you. And the end of too-long, too-late, too-costly connectors.

Contact tails are solder eyelet, dip solder, or wire wrappable. Mounting styles are standard foot, stepped foot, metal foot, or no mounting provision at all. Order the

0.100" contact spacing and get up to 85 contacts per side. Order the 0.156" contact spacing and get up to 50 contacts per side.

The 225A Series also has full bifurcated contacts to compensate for warped P.C.B.'s and to improve reliability.

Customized free sample available by contacting the closest distributor listed below.



Wire wrappable
Solder eyelet
Dip solder



AMPHENOL NORTH AMERICA

A Division of Bunker Ramo Corporation

Amphenol North America Division Headquarters: Oak Brook, Illinois 60521

See us at Electro-Optic/Laser 80
Boston, 11/19-21 Booth No. 416

SCHWEBER ELECTRONICS
Jericho Turnpike
Westbury, NY 11590
(516) 334-7474

GENESIS ELECTRONICS
1915 N. Bendix Drive
South Bend, IN 46625
(219) 287-2911

CETEC MOLTRONICS
5610 E. Imperial Hwy.
South Gate, CA 90280
(218) 773-6521

Circle 207 on reader service card


THINK BAUSCH & LOMB QUALITY

Since 1959, when StereoZoom® Microscopes were first introduced, more electronic assembly, packaging, and inspection operations have put StereoZoom® Microscopes to work for them than any other instruments of their kind.

The reasons all relate to Bausch & Lomb quality. Like human-engineered design that has been use-tested for over twenty years for operator convenience. World famous Bausch & Lomb optics that have enabled production lines to increase thruput without sacrificing quality. And a dedicated effort to listen to you, our customer, that has produced such quality innovations as patented coaxial illumination, the high performance StereoZoom 7 Microscope, and now, tungsten-halogen illumination.

This constant attention to your quality needs has made us industry's first choice. Call or write today for detailed catalog, applications assistance, or a personal demonstration.

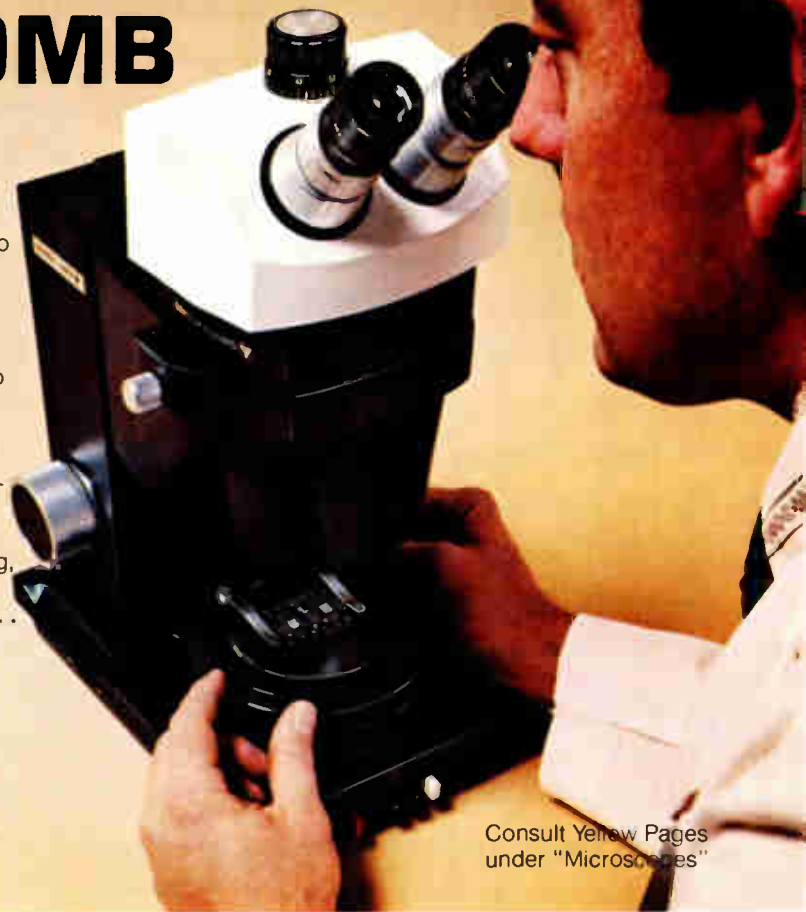
Precision. Value. Performance. Three good reasons to . . . THINK BAUSCH & LOMB QUALITY.

BAUSCH & LOMB 

Scientific Optical Products Division

Rochester, New York 14602 USA

716-338-6000, TWX 510-253-6189 TELEX 97-8231, CABLE: Bausch & Lomb



Circle 208 on reader service card

Consult Yellow Pages
under "Microscopes"

PHI-DECK® Cassette Transports

- Fully remote controllable
- Four-motor design
- Cast chassis



New Phi-Deck Electronics

- Motion Control . . . Minimum complexity, Maximum performance.
- Digital . . . Read/Write and Motion Control on one board. Recording density to 1600 FRPI.
- Analog . . . Two channel Record/Play and Motion Control on one board.

Write or call for information on our specially priced
Design Kits and OEM Modules featuring
PHI-DECK electronics.

4605 N. Stiles P.O. Box 18209 (405) 521-9000
Oklahoma City, OK 73154 TWX: 910-831-3286



Circle 116 on reader service card

UNBEATABLE ECONOMICAL TORQUE CONTROL with hysteresis brakes



Hysteresis torque control has everything — it's smooth, clean, quiet, precisely controllable, indefinitely repeatable, environmentally stable. And hysteresis brakes last indefinitely, because their power absorption is accomplished with no physical contact between drag cup and rotor. They're the answer for any product that requires torque control so dependable it never needs service — which makes them cost cutters, too.



Our free handbook gives hysteresis hows and whys, and describes typical OEM applications. Request it today.

See our catalog in
THOMCAT
or call us toll-free at
800-828-7844
(except New York State)



MAGTROL, INC.

70 GARDENVILLE PARKWAY WEST BUFFALO, NEW YORK 14224 716-668-5555

Circle 117 on reader service card



FREE SAMPLES.

See for yourself
why design engineers
specify more CTS cermet resistor networks
than any other make.

There is one large overriding reason. Reliability!

Each CTS SIP and DIP network is 100% value and tolerance tested before shipment. And, with more than 1 billion element hours of extended load life testing, CTS resistors have exhibited a failure rate of only 0.00047%/1,000 hours @ a 95% confidence level.

CTS networks are built reliable...using top quality materials, precision screening equipment, proprietary cermet formulations and computer controlled lasers for fine tolerance adjustment. Terminals are anchor-locked into the substrate

for maximum mechanical and electrical reliability.

CTS has been a leader in custom designed circuits for over 15 years. Ask us about customizing your special network requirements or choose from 400 standard part numbers available off the shelf from authorized CTS distributors.


For the utmost in cermet network reliability, quality and availability, you can't choose a better network source than CTS. Send for your free samples and resistor network catalog today. Write CTS of Berne, Inc., 406 Parr Road, Berne, Indiana 46711. Telephone: (219) 589-8220.

CTS CORPORATION
ELKHART, INDIANA



A world leader in cermet and variable resistor technology.

You either have it,



INTERNATIONAL OFFICES: AUSTRALIA, Dee Why West N S W, (2) 982-3222 AUSTRIA, WEST GERMANY, Dreieich, (6103) 8-2021 CANADA, Ontario, Quebec, (416) 661-2761 ENGLAND, Luton, (582) 597-271 JAPAN, Tokyo, (425) 77-4811 MEXICO, (905) 562-2643 SINGAPORE, 283-4244 SOUTH AFRICA, Benrose, (11) 6146451 SPAIN, Barcelona, (3) 3002252 SCANDINAVIA, Upplands Väsby Sweden, (760) 86140

or you don't.

Our TULIP® contact will have it.

Even after 40 years.

Aging tests on T&B/Ansley BLUE MACS® insulation displacing connectors showed that after forty years, our exclusive TULIP® contact will retain at least 92% of its initial contact energy, even with conductor creepage or deformation. Your benefit is long-lasting contact integrity even after forty years.

Impressive. How did we make it so durable? With the unique, patented shape of our beryllium copper TULIP® contact. The two contact slots have been designed to provide high contact pressure and maintain mechanical stability. They also provide up to four separate points of contact on each conductor.

The TULIP® design accommodates solid, stranded, and flat conductors. It's reliable and versatile.

Every single BLUE MACS® mass assembled flat cable-connector system incorporates the TULIP® contact.

Call or write for our free report, "The Design Characteristics and Benefits of the T&B/Ansley TULIP® Contact."

If it's vital for you to have long term mechanical and electrical connection reliability, rest assured.

We have it.

T&B / Ansley
The mass termination company.

T&B/Ansley Corporation
Subsidiary of Thomas & Betts Corporation
3208 Humboldt St.
Los Angeles, CA 90031

TEL. (213) 223-2331
TELEX 68-6109
TWX 910-321-3938

Stocked and sold through
authorized T&B/Ansley distributors.

Circle 211 on reader service card

**Top financial incentives.
First-rate, skilled labour.
Excellent communications
within Europe.**

**Advanced technological
know-how and support.**

**Self-sufficiency in energy.
Plant availability. Experience
and professional advice.**

**Apart from that,
Scotland has nothing to offer.**

Scotland is one of the last great unspoiled natural areas in Europe.

And one of the most profitable bases for re-location in the world.

It boasts the largest readily-available skilled workforce of any European development area. The highest educational standards in the U.K. And a wealth of advanced engineering and technological experience.

American companies have been settling in Scotland for years.

Multinationals like I.B.M., General Motors, Polaroid, Digital and Playtex, plus an army of medium-sized and smaller businesses.

As well as European and Japanese giants like Roche and Mitsubishi.

Using Scotland's unique combination of assets, they trade on a highly profitable, tariff-free basis into the E.E.C., reaching a market of over 260 million people.

Scotland is a country of immense variation; comprising nine different physical and business regions—each offering its own, individual advantages.

The government-backed
Scottish Development Agency

acts as the 'gateway' to them all. The focal point for every aspect of the country's business development.

We can provide absolutely everything you need.

From help with start-up costs, grant and loan packages to premises and rents. There are 100% capital allowances and the average corporation tax is just 16%.

Abundant energy, excellent transport and communications, a beautiful environment and a language that's in common with yours.

What are you waiting for? Contact the S.D.A. today.

There's nothing to it.

For further information, clip this coupon and mail it to
Ian Gray, SDA, 9 West 57th Street, New York, NY 10019.

EL2

NAME _____

COMPANY _____

ADDRESS _____



Scotland. Come and grow.

This material is published by the Scottish Development Agency, 9 West 57th Street, New York, NY 10019 which is registered under the Foreign Agents Registration Act, as an agent of the Scottish Development Agency, Glasgow, Scotland. This material is filed with the Department of Justice where the required registration statement is available for public inspection. Registration does not indicate approval of this material by the United States Government.

NEW LONG


SCREEN PRINTING MACHINE

In 30 years as the leading manufacturers, we have developed from our own technology a complete line of over 20 standard models. Our production total of more than 5,000 units gives us a 70% share of the Japanese market, the most competitive and demanding in the world. If our present models do not fill your needs, tell us your requirements. Our engineering department can meet any challenge.

Automatic Precision Screen Printing Machine MODEL: LS-15GT

SPECIFICATIONS

- Printing size: 6 × 6 in.
(150 × 150 m/m)
- Screen frame: 12.6 × 12.6 in.
(320 × 320 m/m)
- Squeegee stroke: 2–8 in.
(50–200 m/m)
(variable speed)
- Squeegee speed: 0–4 in./sec.
(0–100 m/m/sec.)



Distributors

U.S.A.

The Christopher Group
23342 South Pointe Drive Unit D
Laguna Hills Ca. 92653 U.S.A.
Phone: 714-581-7491 Telex: 9105952462

EUROPE & W. GERMANY

Gunze Düsseldorf GMBH
4, Düsseldorf Königsallee W. Germany
Phone: 0211-80271-2 Telex: 8587450

HONG KONG

Kong King Trading Co., Ltd.
Wongs Industrial Bldg., 6/F., 42 Hung To Rd.,
Kwun Tong, Kowloon, Hong Kong.
Phone: 3-450111 Telex: 36810

Manufacturer:



NEW LONG

NEW LONG SEIMITSU KOGYO CO., LTD.

4-6, NISHIGOTANDA, 7-CHOME, SHINAGAWA-KU
TOKYO 141, JAPAN
PHONE: (03) 492-7571 TELEX: 2466040 NEWLON J

New products

Instruments

System emulates 35-ns memory

Bit-slice development system
has 80-bit trace, allows
unlimited use of breakpoints

The DS 500 bit-slice microprogramming development system aims to compete with Advanced Micro Devices' popular system 29 by improving upon it. One improvement, points out Bjorn Dahlberg, president of Hilevel Technology, is that the DS 500 uses a 4-MHz Z80 microprocessor as its central processing unit, rather than the 2-MHz 8080 used in the AMD system.

Another is that the DS 500 has a unique unlimited-breakpoint feature. It offers simultaneous and independent arming, as well as either conditional or unconditional breaking or triggering on any number of addresses within an 8,192-address space.

This feature allows the designer to "mask off" subroutine loops from the tracing procedure so that he may trace only the activity before and after the execution of a given loop. The ability to analyze the activity within a loop using normal triggering features is also included. The unlimited breakpoint capability also allows several different loops, located at nonconsecutive addresses, to be masked off.


The DS 500 makes available a full

64-K bytes, expandable to 128-K bytes, for assembly. In the read-only memory emulation mode, the DS 500 also has a slightly faster access time than that provided by the random-access memories used in the AMD System 29. The DS 500 uses RAMs with an access time of 20 ns, giving a total access time of 35 ns to its system memory. This compares with a 48-ns access on the standard AMD system, although the same fast RAMs used in the DS 500 system could potentially be installed in the AMD system.

The logic trace feature of the DS 500 is 80 bits wide, as are those from AMD and Step Engineering [*Electronics*, Sept. 11, 1980, p. 218]. The depth of its trace, however, is 1-K word, compared with 256 words for the AMD and Step Engineering development systems.

The DS 500's tracing functions have a high maximum rate—20 MHz. Two external event break/trigger inputs on the trace feature can also capture glitches as narrow as 8 ns and, after recognizing the glitch, invoke and independently trigger or arm the trigger.

Logic compatibility. Although TTL compatibility is standard on the DS 500, the company will also provide options for interfacing with an emitter-coupled-logic system. The company will also accommodate designers of systems using programmable ROMs by providing them with three-state logic or open-collector inputs and with registers, if needed, ranging in capacity from 1 K to 32 K. The maximum width of the standard DS 500 word is 128 bits, although the company is willing to support words





32 & 48 CHANNELS OF Logic Analyzing Flexibility

Other logic analyzers don't have the flexibility you get with our LAM 3250 or LAM 4850 Logic Analyzers. Programming flexibility that allows you to organize recording memory and display format to fit unlimited applications. Multi-level clocking flexibility to give you a bus-demultiplexing capability. Four-level sequential trigger flexibility to debug a faulty piece of software among several nested routines. Channel flexibility so you can switch from 8 to 16 bit microprocessors. System interface flexibility to meet tomorrow's problems.

A number of world firsts in logic analyzers.

The LAM 4850 was first to offer 48 input channels, 3 level simultaneous clocking and "trigger tracing" for real time examination of nested routines.

The LAM 3250 is the first logic analyzer to offer 32 channels of timing display. It also stores as many as six files of menu and display configurations in nonvolatile memory. Turn it off for three months and you can still recall previously programmed operating and display conditions.

Both analyzers have operating simplicity plus:

- 1000 bits of recording and reference memory per channel
- Clock rate to 50 MHz
- Separate menus to set up trace, trigger and compare parameters
- Powerful compare and search modes
- 5 ns glitch catching
- Binary, hex, octal, ASCII, and timing display
- Hard copy printout
- Programmability via GPIB and RS-232 interfaces
- Disassemblers and personality probes for all popular microprocessors

Dolch Logic Analyzers give you more flexibility, more channels, more features . . . plus sales and service nationwide. For more information, contact your nearest representative or our factory. Dolch Logic Instruments, Inc., 2180 Bering Drive, San Jose, CA 95121, (408) 946-6044, (800) 538-7506, TWX 910 338 3023.



REPRESENTATIVES: Alabama (205) 498-3380, Arizona (602) 998-1848, California (213) 433-0977, (213) 446-9620, (714) 551-3722, (408) 244-5508, (415) 348-7291, (714) 569-8038, (714) 755-9179, Colorado (303) 794-1779, Florida (305) 339-0978, (305) 791-2488, (813) 596-5331, Georgia (404) 252-6609, Hawaii (808) 941-1574, Illinois (312) 283-0713, Indiana (317) 844-0114, Massachusetts (617) 933-8150, (617) 935-9530, Maryland (301) 321-1411, Minnesota (612) 835-4818, North Carolina (919) 294-4783, New Jersey (609) 482-0059, New Mexico (505) 266-7951, New York (516) 781-7710, (315) 437-7779, (716) 328-5240, Ohio (513) 252-5627, Oregon (503) 283-0132, Texas (512) 735-5073, Virginia (703) 573-8787, Wisconsin (414) 545-8400, Puerto Rico (809) 762-2688, Canada (416) 742-4488.

Circle #119 for more information
Circle #215 for a demonstration

LARGEST RADAR INVENTORY IN THE WORLD

SYSTEMS & SPARES

AN/ALT-6-7-8
AN-APG-33
AN/AG-51
AN/APN-69
AN/APN-102
AN/APN-169
AN/APQ-50
AN/APQ-55
AN/APS-20
AN/APS-31A
AN/APS-42-45
AN/APS-64
AN/ASB-4/9
AN/CPS-6B
AN/CPS-9
AN/DPN-32
AN/FPS-6-8
AN/FPS-14-18
AN/FPS-20-75
AN/FRC-39
AN/FRT-15
AN/GPA-30
AN/GPA-126
AN/MPQ-4A-10
AN/MPQ-29
AN/MPS-19
AN/MPX-7
AN/MSQ-1A
AN/SPA-4A
AN/SPA-8
AN/SPN-5
AN/SPS-5B
AN/SPS-6C
AN/SRW-4C
AN/TPN-12/17
AN/TPS-1D,E
AN/TPS-10D
AN/TPS-28
AN/TPS-34B
AN/TPS-37
AN/TPX-21
AN/UPA-25-35
AN/UPX-4-6
AN/UPX-14
HIPAR
MK-25
Nike Ajax
Nike Hercules
SCR-584

AUTOTRACK ANTENNA SCR-584 RADAR SYSTEM

360 deg AZ 210 deg EL. 1 mil. accuracy. Missile vel. accel. and slow rates. Amplidyne control. Handle up to 20 ft. dish. Compl. control chassis. ALSO in stock 10 cm. van mounted rad. system. Conical scan. PPI. 6 ft. dish. 300 pg. instr. bk. on radar. \$50.

RF SOURCES

17-27 KHz 200 W CW
125-450 KHz 4 KW CW
2-30 MHz 3 KW CW
4-21 MHz 40 KW CW
24-350 MHz 100 W CW
80-240 MHz 500 W 2-5 uS
175-225 MHz 300 KW 1, 20 uS
200-2000 MHz 40 W CW
210-225 MHz 1 MW 5 uS
385-575 MHz 1.5 KW CW
400-700 MHz 1 KW .03 DC
950-1500 MHz 1 KW .06 DC
900-1040 MHz 5-10 KW .006 DC
1.2-1.35 GHz 500 KW 2 uS
1.5-9.0 GHz 150 W CW
3.2-3.3 GHz 10 KW .002 DC
2.7-2.9 GHz 1 MW 1 uS
3.1-3.5 GHz 1 MW 1.3 uS
2.7-2.9 GHz 5 MW 2-3 uS
4.4-5.0 GHz 1 KW CW
5.4-5.9 GHz 5 MW .001 DC
6 GHz 1 MW 1 uS
6.2-6.6 GHz 200 KW .37 uS
8.5-11 GHz 200 W CW
9.375 GHz 40 KW .5-1-2 uS
8.5-9.6 GHz 250 KW .0013 DC
15.5-17.5 GHz 135 KW .33-1-3 uS
24 GHz 40 KW .15 uS
35 GHz 50 KW .1 uS

MODULATORS

25 KW 5.5 KV 4.5 A; .0025 DC
144 KW 12 KV 12 A; .001 DC
250 KW 16 KV 16 A; .002 DC
405 KW 20 KV 20 A; .1 DC
500 KW 22 KV 28 A; .001 DC
1 MW 25 KV 40 A; .002 DC
3 MW 50 KV 60 A; 30 uS
10 MW 76 KV 135 A; .001 DC
66 MW 160 KV 400 A; .00

TRACKING SYSTEMS

K BAND MONOPULSE 40 KW E-34
X BAND NIKE AJAX/HERCULES
X BAND HI-RES MONOPULSE MOD IV
X BAND GCA PAR II
X BAND FIRE CONTROL 250 KW M-33
X BAND MOBILE 40 KW AN/MPQ-29
X BAND BEACON 100 W AN/DPN-62
S BAND 10' DISH 500 KW AN/MPQ-18
S BAND 250 KW AN/MPQ-10A
S BAND 250 KW AN/MPQ-9
X BAND HAWK MPQ-34
X BAND HAWK MPQ-33
C BAND 1.5 MW MPS-19(C)
S BAND 14' DISH PRELORT

SEARCH SYSTEMS

KU BAND AIRBORNE 135 KW B-58
X BAND WEATHER 250 KW AN/CPS-9
X BAND WEATHER 40 KW AN/SPN-5
X BAND 7 KW AN/TPS-21
X BAND CW DOPPLER AN/PPS-9/12
C BAND HGT FDR 1 MW TPS-37
C BAND 285 KW AN/SPS-5B/D
S BAND HGT FINDER 5 MW AN/FPS-6
S BAND COHERENT 1 MW AN/FPS-18
S BAND 1 MW NIKE AJAX/HERC
L BAND 40' ANT 500 KW AN/FPS-75
L BAND 500 KW AN/TPS-10/GSS-1
UHF 1 MW HELIHUT TPS-28

C BAND TRACKER

Pwr: 1.5 MW Range: 250 miles
Recv: param Display 5" "A" scopes.
10' dish w/linear or circ. polarization.

NIKE HERCULES SPARES/MAINTENANCE

Over 10,000 major components in stock w/repairs and overhaul facilities incl: SHOP 1 & 2 MAINTENANCE VANS.

SEND FOR FREE 24 PAGE CATALOG



Radio Research Instrument Co., Inc.

2 Lake Avenue Ext., Danbury, CT 06810
(203) 792-6666 • Telex 962444

Circle 216 on reader service card

New products

that are up to 480 bits wide.

The DS 500 runs a meta-assembler that is software-compatible with Amdasm, AMD's assembly language. Downloading to the target system is accomplished through an RS-232 connection at rates up to 19.2 kb/s. The DS 500 does not provide a parallel port for high-speed loading or dumping, but as Dahlberg points out, the limiting factor is usually not the transmission rate, but the processing power of the computer.







As with other bit-slice development systems, the cost of the DS 500 varies greatly according to the amount of memory required and the width and depth of the logic trace. A typical starter system would have 32 channels by 1 K of control store and a trace feature 16 bits wide and 1-K word deep. With the meta-assembler, it would cost \$14,900. Delivery is from stock to eight weeks.

Hilevel Technology Inc., 14661 Myford Rd., Tustin, Calif. 92680. Phone (714) 731-9477 [351]

CUT OUT AND SAVE

CAMBION COILS

The World's SMALLEST Micro-Inductors

Type	Range	Cambion Part No.	Applications
 MONOLITHIC FIXED INDUCTORS	.10-1000 μ h	555-1053	PC, thick or thin film circuits
 MONOLITHIC ADJUSTABLE INDUCTORS	.06-2000 μ h	556-1052	PC, thick or thin film circuits
 VARIABLE	.07-2000 μ h	556-1050	PC, thick or thin film circuits
 EPOXY MOLDED VARIABLE	.07-1300 μ h	556-1056	PC
 FIXED	.10-3300 μ h	555-1054	especially designed for hybrid circuitry
 VARIABLE SHIELDED	.08-1200 μ h	558-1192	PC

All micro-inductors shown actual size.

CAMBION
The Right Connection.


Cambridge Thermionic Corporation
445 Concord Avenue/Cambridge, MA 02238
Tel: (617) 491-5400/TWX: (710) 320-6399/Telex: 92-1480



126 Circle 121 on reader service card

Storage scope quadruples horizontal resolution

The promised digital storage scope from Gould [Electronics, Oct. 9, p. 249] has made its debut. For use in electromechanical, physical science, and medical testing applications, the portable dual-trace model OS4020 has a 2-MHz sampling rate, 8-bit vertical resolution, and a 4-K-byte random-access memory. The unit also has a variety of display modes, analog outputs for pen recording, and provision for data input/output and remote control via the IEEE-488 bus. The 4-K-by-8-bit memory, which is unusual for a por-



Electronics/November 6, 1980

When you design circuitry this tight, you need the protection of VACREL™

DRY FILM SOLDER MASK

Board courtesy of Multi-Circuits, Inc.

Fine line printed circuit board designs call for tight conductor spacing. And with spacing tolerances of less than 0.3mm (0.012 inch), you need circuitry protection beyond the capability of ordinary screen printed solder mask. You need VACREL dry film solder mask.

In the cross sectional illustration below, VACREL uniformly covers the circuitry with no skips. It provides *maximum protection* of fine line circuitry, even below 0.2mm (0.008 inch) conductor spacings, resulting in electrical, environmental and mechanical protection.

Uniform coverage
with VACREL Solder Mask
0.2mm (0.008 in.)



Skips with conventional
screen printed solder mask
0.2mm (0.008 in.)



Conventional screen printed solder mask has limited utility in the protection of fine line circuitry.

Interested? Ask us to show you how VACREL dry film solder mask can protect your tightest circuitry designs. Write: VACREL Solder Mask, RISTON® Products, DuPont Company, Rm. 38014, Wilmington, DE 19898.

Innovations for Electronics



Circle 217 on reader service card

New products

table storage scope, has up to four times the horizontal resolution for captured waveform data than is possible with similar units that have only 1-K byte of memory, says Gould.

The instrument operates as a conventional 10-MHz dual-trace scope with 5 mV/cm to 20 v/cm vertical

sensitivity and sweep speeds from 100 ns/cm to 0.5 s/cm. It also operates in a refreshed mode that plays back input signals via the store and in a roll mode in which fresh data becomes historic data, much like the display on a strip chart recorder. The price for the basic OS4020 is \$4,700 and deliveries are scheduled to begin

in January of next year.

Gould Inc., Instruments Division, 3631 Perkins Ave., Cleveland, Ohio 44114. Phone (216) 361-3315 [353]

ECL functional tests can be done right on pc boards

Testing of ultrahigh-speed logic families need not be done exclusively on a component-by-component basis since a module for the model DTS-70 tester permits digital functional stimulus-and-response testing with emitter-coupled logic on printed-circuit boards. Using a Hewlett-Packard Testaid logic simulator and the DTS-70, over 300 ECL components can be tested on their own boards. The DTS-70 has an output impedance of 75 Ω and is capable of driving transmission lines from 50 to 100



Ω . Up to 360 pins are available to be wired with either coaxial cable or twisted pairs of wire. Maximum rise and fall times at the unit's interface are less than 15 ns; noise immunity is guaranteed at less than 125 mV on the DTS-70's ECL module's driver and 160 mV on the receiver. The U.S. price for each ECL board-testing module with 15 drivers and receivers is \$1,000, and the base price of the DTS-70 is \$83,000.

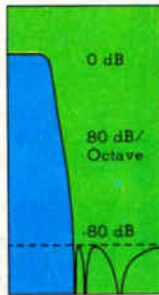
Hewlett-Packard Co., 1507 Page Mill Rd., Palo Alto, Calif. 94303 [354]

Two hand-held instruments test RS-232 transmissions

Two hand-held instruments test data transmissions on RS-232 interfaces

BEGONE CURSED ALIAS

The new Precision 616 cuts clean with programmable ease. 80 dB/octave attenuation slopes and time domain filters superior to Bessel. Up to 16 filter channels, programmable for gain and cutoff frequency. Interfaces with mini, micro or GPIB. Typical




phase match is $\frac{1}{2}^\circ$ with worst case of 2° . You get performance that used to require a custom instrument, without paying a custom price. Call Don Chandler, 607-277-3550, or write for complete specs and a demonstration.



PRECISION FILTERS, INC.

303 W. Lincoln, Ithaca, N.Y. 14850



and provide visual displays. The model 920 terminal and test set is microprocessor-controlled and enables data entry or retrieval as well as testing in both duplex synchronous and asynchronous modes. The 921T interface test set gives direct access to RS-232 leads.

The 920 terminal and test set can receive or send all ASCII, EBCDIC, Transcode, and Baudot codes. It displays them on a 16-character, 16-segment display in either alphanumeric or hexadecimal format. Data entry can be made into buffers or directly to the line in the asynchronous mode via the unit's keyboard. The buffers may also be loaded with received data or from a user-accessible programmable read-only memory. The set includes a fully interactive RS-232 interface. It sells for \$1,595 and is available off the shelf.

The model 921T is installed between transmitting and receiving equipment and uses mark and space signal simulation. It can display 11 leads on 13 light-emitting diodes. Its RS-232 leads can be connected to any terminal by cord patching or independent switching. The steel-encased instrument can be battery- or ac-powered and sells for \$220, including plug-in RS-232 cable.

Nu Data Corp., 32 Fairview Ave., Little Silver, N. J. 07739. Phone (201) 842-5757 [355]

YIG-tuned oscillator/filter has -40-dBc harmonics

A fundamental-output YIG-tuned transistor oscillator has gallium arsenide field-effect-transistor buffer amplifier and integral tracking YIG filter. The 2-to-8-GHz model AV-7248 offers a maximum harmonics output of -40 dBc. Nevertheless, the oscillator/filter provides 30 mW minimum output power and $\pm 0.1\%$ tuning linearity and includes an fm tuning coil. It weighs 17 oz and is packaged in a 2-in.-diameter, 1.4-in.-long hermetic case. It can be delivered in 90 to 120 days.

Avantek Inc., 3175 Bowers Ave., Santa Clara, Calif. 95051. Phone (408) 727-0700 [356]

Software cuts functional-test program-development time

A software package for the Eaton Macrodata 25-MHz M-1 memory device tester cuts the time required to write dc parametric and function-

al memory test programs for incoming inspection by several orders of magnitude. The Interactive On-Line Program Generator (IOPG) functions on an LSI-11/23 microcomputer with 64-K words of main memory and is supplied on 3M-type cartridge tape.

Video-terminal menus and pro-

OUR MOST RESOLUTE ALIAS STOPPER

Our new Precision 636 provides 3-digit resolution with 4092 cut-off frequency selections. If you need more, our 3½-digit option provides 6141. Either way, you get up to 16 programmable channels with convenient keyboard address and LED




displays. Time delay filters superior to Bessel. Elliptics with 80 dB/octave attenuation. Phase match within 2°. Interface with mini, micro or GPIB. Call Don Chandler, 607-277-3550, or write for specs on all Precision anti-alias filters.



PRECISION FILTERS, INC.

303 W. Lincoln, Ithaca, N.Y. 14850



take a pay cut

Pay less for new Trump-Ross LC-23 incremental shaft encoders.



A whole new generation of ultra low cost self-contained encoders meets OEM requirements for high quality and offers features of more expensive units. Like: Small size of 2.3" diameter x 1.6" long. Single or dual channel square-wave output. TTL or CMOS complementary outputs. LED light sources. Optional marker pulse and line driver outputs. Available at 5, 12 or 15 volts up to 1270 pulses/rev.

They're ideal for copying machines, x-ray equipment, printers, computer peripherals and similar applications. The cost of high performance LC-23 Trump-Ross encoders has just hit a new low.

Write for specs today.



datametrics

Datametrics, Inc.
340 Fordham Road, Wilmington, Mass 01887
Phone 617-658-5410 • TWX-710-347-7672

Manufacturer of Trump Ross Encoders

Circle 122 on reader service card

DCS/80 Multibus® Development/ Control System \$3595



The DCS/80 is a low cost, industrial quality rack-mountable Multibus® compatible development/control system. This compact unit was designed for high reliability, easy maintenance and includes dual 8" floppy disks, DCS8010A CPU, 5-slot (optional 9-slot) backplane and power supply. A 16k byte system costs \$3595. Complete systems with in-circuit emulation (8080/8085/Z80/6800) include DCS/80, PROM programmer, printer and CRT for less than \$12,000.

MULTIBUS HARDWARE — DCS designs and manufactures a complete line of Multibus compatible boards including the DCS8010A CPU that can contain up to 4k RAM, 16k PROM/ROM, 48 Bits parallel I/O, and 2 serial I/O ports.

SOFTWARE — The DCS/80 is CP/M** compatible and the software available includes Fortran, Pascal, Process Control Basic, "C" Programming Language, cross-assemblers and a PL/M* compatible compiler.

* Multibus, PL/M Trademark of Intel

**CP/M Trademark of Digital Research

Distributed Computer Systems

223 Crescent Street
Waltham, Ma. 02154
617 899-6619

TOLL FREE 1-800-225-4589

220 Circle 123 on reader service card

New products

ected formats facilitate the entering of values directly from memory data sheets. The system automatically translates, compiles, and generates the test programs. Programs that normally require one week to prepare can be written, checked, and debugged in less than one hour.

To perform a test, a known good device is loaded and appropriate output-loading components are installed. Then the IOPG, once initiated, displays a screen format for dc operating characteristics. Values and test conditions are entered, followed by read- and write-cycle data for the functional portion of the test program.

One or more test patterns selected from a menu on the screen exercise the device. Before functional testing programs are executed, the M-1 automatically performs an end-to-end calibration and programmed voltage and timing values are compared with actual waveforms at the test head. All 18 edge connectors can be calibrated in less than 15 seconds. The IOPG is priced at \$7,500. Delivery takes 30 days.

Eaton Macrodata, 21135 Erwin St., Woodland Hills, Calif. 91365. Phone (213) 887-5550 [357]

Digital temperature controller features analog control

A temperature controller designed for cryogenic temperatures, the model DRC-80C features continuous analog control even though it is basically a digital instrument. A digital microcomputer is used to generate an analog error voltage, which is then used in an analog control loop. The microcomputer linearizes both the temperature sensor signal for display or output and the temperature setpoint for comparison to the analog sensor voltage. The instrument operates in the 1.4-to-380-K range with 0.1-K resolution, though at temperatures under 100 K, resolution can be increased to 0.01 K.

Lake Shore Cryotronics Inc., 64 E. Walnut St., Westerville, Ohio 43081. Phone (614) 891-2243 [358]

The Smart Counters.

Seven digit high and low frequency readouts in only one second!

- Microprocessor control
- 120MHz or 1GHz frequency range
- Auto-triggering on all waveforms
- High-contrast liquid crystal display
- High stability TCXO oscillator: 10^{-7} /month
- Line and battery options
- 15mV RMS sensitivity
- Self-test and self-diagnosis routine
- Easy operation through built-in intelligence

Philips introduces two new microprocessor-based frequency counters that give you easier and more error-free readouts—faster than ever thought possible.

Now you can measure an audio frequency or any low frequency in seven digits and perform this function in *only one second*. That's smart—and fast!

And "The Smart Counters" are also the *small* counters. Philips has dramatically reduced the number of components by utilizing an advanced technology microprocessor, dependable large scale C-MOS digital circuitry and

fully integrated monolithic front ends so that both units can handle a wide range of input signal voltages.

Thanks to Philips' wide-reaching research and development, it is now possible to reduce both the size and price of these counters and, at the same time, increase both their reliability and performance. Reliability and performance you can use and trust everyday in the lab or in the field.

For more information about the PM6667 and PM6668 call 800-631-7172, except in Hawaii, Alaska and New Jersey. In New Jersey call collect (201) 529-3800, or contact Philips Test & Measuring Instruments, Inc., 85 McKee Drive, Mahwah, NJ 07430.



From Philips, of course.



**Test & Measuring
Instruments**

PHILIPS

Circle 221 on reader service card



Christmas won't wait for your product. You won't wait for your ROM's

Go Donner, Go Blitzen. Things are changing so fast in the ROM-based marketplace that you can't wait until "next Christmas" to introduce this Christmas' products. You've got to hit the marketing window. On the button. That's where we come in.

Five week turnaround. Send us your programmed EPROM's, or pre-programmed mask ROM's...any way you want to send them. We'll ship back your ROM's in prototyping quantities in five weeks. Production quantities: eight weeks. Guaranteed.

Here's how: When you place your order with Commodore, it stays with us. No outside masking. No outside packaging. Your ROM's are masked in our masking operation, manufactured in our waferfab, and packaged on our packaging lines. That means we're fast. It also means we're good. Because we control your ROM order every step of the way.

ROM your way. 2316's. 2332's. 2364's. If you need 'em, we've got 'em. Now. And while other people are only talking about delivering 64K ROM's, we're delivery 64K ROM's in volume. In molded or ceramic DIP's. Single +5V supply. Compatible with your 2700 Series EPROM's. All they're waiting for is your program.

Prototype or production. We'll work with you. Fast prototyping for your new products. Fast production

quantities when you're ready to roll. On your schedule...not ours.

μP's too? We make the MCS 6500 Series. Ten Micros. Six with on-board clocks. Four with external clocks. All, single +5V supply. All, totally software compatible. All, available in 1MHz, 2MHz (A) and 3MHz (B) operating frequencies.

Our iron-clad guarantee: If we don't ship your prototyping quantities of ROM's within five weeks of the day we receive your verification EPROM's or codes, or, production quantities within eight weeks of receiving your codes, we'll take you to lunch. In Hong Kong. And we'll pay your air fare both ways. Who says there's no Santa Claus?

East: Toll Free 1-800-345-6386/6387

West Coast: (408) 727-1130, ext. 218


 **commodore**
SEMICONDUCTOR GROUP

MOS TECHNOLOGY
Valley Forge Corporate Center
950 Rittenhouse Road
Norristown, PA 19403
(215) 666-7950 TLX: 846-100 MOSTECHGY VAFG

That's my kind of ROM delivery guarantee.

Send me your data sheets on:

16K, 32K & 64K ROM's. The MCS6500 μP Series



Name _____
Company _____
Address _____
City/State/Zip _____
Phone (_____) _____

Dialight sells only used rockers and toggles.

That's because all are 100% tested. At Dialight we don't use hit-or-miss sampling to test our miniature rockers and toggles. All are 100% tested electrically and mechanically before you get them. And all are made in the U.S.A.

You can choose from thousands of different designs. Our rocker and toggle line contains

countless combinations of standard colors, sizes, mountings and contact ratings. Included are dozens of front-panel and sub-panel types, plus many styles for snap-in and printed circuit board applications.

If our catalog doesn't show exactly the switch you need, we'll design and build it to order.

Next time specify only used switches — 100% tested rockers and toggles from Dialight, 203 Harrison Place, Brooklyn, N.Y. 11237 (212) 497-7600.

DIALIGHT
meets your needs.
A North American Philips Company



Software

Block structure comes to Basic

High-level S-Basic allows structured programming on development systems

S-Basic is a high-level language with the control blocks needed for structured programming. It is aimed at original-equipment manufacturers looking for alternatives to the software tools supplied with the development systems they are using.

Both interpretive and compiler facilities are available for S-Basic. Programs are normally entered and edited using command processor software that includes line-editing features. They can then be executed and debugged in the interpretive mode with the help of tracing tools built into the interpretive execution option. The compiler then accepts the debugged program and produces assembly language for the host system. The compiler's output goes directly to a file in mass storage and may be converted into object code by the development system's standard assembler.

S-Basic source statements are included in the compiler's assembly language output as comments, as are meaningful error messages. Indentation to delineate control blocks is optional.

S-Basic adds to the common Basic statements termination keywords for control blocks (ENDIF, ENDFOR), multiway branching (ELSEIF), an alternative looping structure (REPEAT), and facilities for prematurely exiting a loop (EXITFOR, EXITREPEAT, EXITWHILE). Variable names have had their length restrictions removed; they appear in the assembly language output in full.

For speed, Micro is another block-structured language offered by the company, but it is intended for use where very fast execution is more desirable than the convenience of a

standard high-level language. It grew from assembly language development tools designed by Cogitronics to assist in its own programming work. It assumes no underlying operating system and is intended for use by system designers.

Besides the conditional (IF-THEN-ELSE), the multiway branch (CASE), the repeating structure (LOOP), and string-handling facilities, Micro includes operators for controlling queues and stacks without resorting to assembly language. It also supports seven data types, three of them user-definable. Like other Cogitronics products, the output of the Micro compiler is assembly language for the host system, with Micro statements carried along as comments.

Other compatible programs offered by the company include two source-text editor/managers (C-PREP, C-COMP), an assembly language optimizer (C-OPT) that speeds up execution modules as much as 25%, and a floating-point library (FPAC) that gives the assembly language programmer access to math conforming to the IEEE floating-point math standard.

The above software is currently available for either a GenRad/Futuredata ADS 2300 or a Tektronix 8002 host system and either a Z80 or 8080/8085 target processor. Other configurations are under development. S-Basic is priced at \$2,000, Micro at \$1,500; both are available for leasing. Manuals can be had separately for \$10.

Cogitronics Corp., 5470 N. W. Innisbrook Pl., Portland, Ore. 97229. Phone (503) 645-5043 [381]

Multitasking operating system supports floppy, hard disks

A multiuser, multitasking disk operating system supports Cromemco floppy and hard disks. The system has multiple hierarchical directories and subdirectories, a versatile shell program for flexible and reconfigurable user interfacing, date and time

support, and a password security system that limits system and file access and protects the files with read, write, append, and execute attributes. File size is limited only by the available disk capacity. The operating system, called Cromix, includes a CDOS simulator that not only allows CDOS programs to be executed directly on this new system but enables them to run even faster than they do under CDOS. Minimum memory required for the Cromix operating system is 128-K bytes. One additional 64-K memory card must be added for each additional user or task. Cromix is priced at \$295.

Cromemco Inc., 280 Bernardo Ave., Mountain View, Calif. 94043 [393]

PDP-11 graphics package works with Tek devices

The GP-10 package of Fortran-callable graphics subroutines works with Digital Equipment Corp. PDP-11 computers that use the RT-11, TSX, RSX-11M, or IAS operating systems and will operate any Tektronix-compatible graphics device. The package fits in less memory than other such packages need, yet retains full control of every capability of the graphics device, says the maker. The software can be expanded module by module to take advantage of any special features a particular graphics device may have, such as selective erase or zoom.

GP-10's routines perform three basic functions: move, draw, and point. A figure or graph may be displayed on only a portion of the graphics area by specifying a device window. The software also provides routines that accept absolute or relative virtual coordinates. For terminals with readback capability, GP-10 contains several routines that enable a hard copy of data on the terminal screen to be produced. Single-user licenses are \$450 and include a user's manual plus a set of installation notes tailored to the specific computer, operating system,



“EVEREADY” GIVES YOU THE POWER TO START ALL YOUR TOYS OFF RIGHT.

“Eveready” predicts 36,000,000 new toys will be sold in 1981. You can start every toy off right by installing “Eveready” Batteries as original equipment. Nobody offers a wider selection of battery power than “Eveready”: Energizer,[®] Heavy Duty, Flashlight and rechargeable Nickel-Cadmium


Systems in all the popular sizes, plus a full range of miniature battery systems. Put the right “Eveready” Battery in your toy and you’ll help guarantee customer satisfaction.

Start all your toys off right...with “Eveready.” The world’s number one supplier of primary batteries.



Circle 227 on reader service card

HIGHLY EFFICIENT AND PRECISE NUMERICALLY CONTROLLED WIRE EROSION MACHINE



offering:

Cutting / metal removal / rate —
steel — 36 mm²/min
copper — 62 mm²/min

Coordinate work table travel — 250 x 250 mm
Max. size of worked parts — 430 x 270 x 120 mm

**Untreated industrial water
used as the dielectric liquid.
The efficiency is particularly
high when**

- punch-out dies and other press tools,
- sintering dies,
- carbide inserts,
- intricate-profile electrodes for conventional spark erosion,
- other sophisticate tools and items are made.

Taper-cutting device is a very useful option.

THE OTS-2 NC WIRE EROSION MACHINE
INCORPORATES
"Olivetti Controllo Numerico S.p.A."
CONTROL UNIT

TM **TECHMASHEXPORT**

35, Mosfilmovskaya Ul., 117330 Moscow, USSR
Telephone 147-15-62, Telex 7 568

New products

and graphics device used. Discounts are available for original-equipment manufacturers.

Syscon Design Inc., 815 Manhattan Ave. Suite F, Manhattan Beach, Calif. 90266. Phone (213) 372-8544 [397]

Ohio Scientific C3 computer gets faster version of CP/M

CP/M2, a new version of CP/M, has been released for Ohio Scientific C3 computers. It is compatible with the original Ohio Scientific CP/M disk format. CP/M2 operates only with the Z80 processor, so disk read operations are four to five times as fast and disk write operations can be as much as 50 times faster. The software compensates for 2- or 4-MHz processor operation and is easily configured for slow-stepping disk drives or newer, fast-stepping ones.

The software includes a fast CP/M disk-to-disk copy routine, a memory test program for the Z80, and input/output drivers for the company's peripheral devices. It costs \$200.

Lifeboat Associates, 1651 Third Ave., New York, N. Y. 10028. Phone (212) 860-0300 [395]

Industrial version of Pascal works with M68000, Z8000

An industrial version of the Pascal language supports all of the functions of PL/M-like compilers but has Pascal syntax. The HA-Pascal/I for the M68000 and Z8000 16-bit microprocessors features 32-bit arithmetic, assembler routines that may be called for time-critical operations, and object code in read-only memory.

The compiler produces machine code directly and also runs under the HA-SP/68000 or HA-SP/Z8000 operating systems, which are also produced by the HA-Pascal/I maker. Single end-user price in the U. S. is \$400.

Hemenway Associates Inc., 101 Tremont St., Boston, Mass. 02108 [396]

RUGGED



Bendix Tri-Start

**Tough enough to tackle MIL-C-38999
And then some!**

Bendix-designed and DOD-preferred, our high performance Series III Tri-Start connector meets the challenges of new technology. Challenges that depend on Tri-Start's ability to:

- withstand vibration (60G peak at temperatures up to 200°C)
- suppress electrolytic erosion
- provide superior EMI shielding
- resist corrosion (by withstanding 500 hour salt spray)

A new breed in connector capability, the general duty MIL-C-38999 Series III Tri-Start eliminates lock-wiring, couples in a 360° turn of the coupling nut, and intermounts with standard MS connectors. Tough and dependable, Bendix Tri-Start is available in a variety of shell styles and service classes, including class K firewall. Insert arrangements cover contact sizes 12 through 22D.

For complete information, call 607-563-5323 or write The Bendix Corporation, Electrical Components Division, Sidney, N.Y. 13838.

We speak connectors.

Bendix

Circle 229 on reader service card

ASTRO-MED



New! AC-DC DASH II RECORDER

- Take *anywhere* rugged design
- Rechargeable battery or line operated
- Position feed-back galvos . . . 99.5% accuracy
- DC — 125 Hz.
- Crisp, clear traces . . . low cost thermal paper
- Simple to operate . . . years of trouble free operation

This new Dash II may very well be the final word in portable/lab high speed recorders. With rechargeable batteries and built in charger, you can take it anywhere — land, sea or air, and use it for 4 to 5 hours. Then, you can continue to operate *while recharging* the batteries. Accuracy? The patented (U.S. #4,134,062) Pathfinder™ galvo is *position feedback* with better than 99.5% accuracy. High stylus pressure delivers crisp, clear traces on low cost thermal paper.



Get all the facts. Call or write



ASTRO-MED DIVISION
ATLAN-TOL INDUSTRIES, INC.
Atlan-tol Industrial Park/West Warwick, R.I. 02893
401-828-4000

Circle 230 on reader service card



Don McCafferty

Choosing the right mechanical fastener

When choosing a mechanical fastener for a particular application, following past company design practices or an in-house preference list may cause you to overlook current "state of the art." When viewing an application, start fresh and consider the following:

MATERIAL COMPATABILITY between fastener and components is a must. If dissimilar materials are to be used, check a galvanic series chart to assure compatibility of base materials. Don't forget to investigate plating or other special finish options.

STRESS AND VIBRATION are factors that dictate type, diameter and number of fasteners, which, in turn, affect spacing. Spacing rules are: 1) On-center spacing between fasteners should be *no less* than three fastener diameters. 2) Fasteners should be placed no less than two diameters in from the edge of materials being joined.

USE A SINGLE FASTENER TYPE for comparable functions to save money.

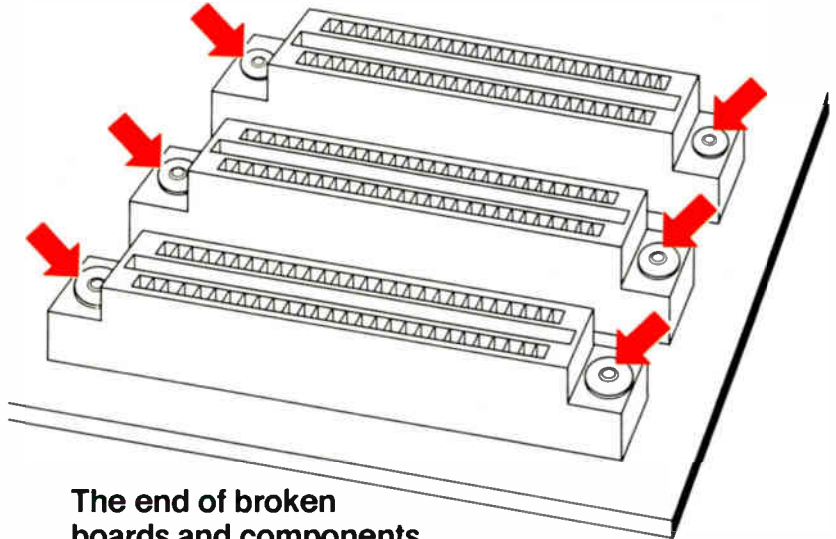
SAVE ASSEMBLY COSTS by choosing a minimum labor fastener. Include cost of hole preparation, rework and "floor loss" in your calculations.

Can I help you with your fastener questions, especially those pertaining to blind fasteners? Write me at Cherry Commercial Fasteners, Townsend Div. of Textron Inc., Box 2157, Santa Ana, CA 92707.

Circle 74 on reader service card



Announcing a totally new rivet for electronics. The Cherry LBPP:



The end of broken boards and components.

The new Cherry LBPP rivet is especially designed to fasten tightly—*without breaking, cracking, crazing, or chipping fragile circuit boards.*



- Extremely low breakload for extremely low breakage.
- Softens the shock of installation.
- Positive mandrel retention: no popouts to interrupt circuit integrity.
- Excellent vibration resistance.
- Also ideal for fastening soft or breakable plastics of all types.
- Money-saving replacement for time-consuming threaded fasteners.

Stop breaking your boards. Start breaking some production records instead. Get new Cherry LBPP Rivets for Electronics.

CHERRY COMMERCIAL FASTENERS

Townsend Division of Textron Inc.
1224 E. Warner Avenue Box 2157
Santa Ana, California 92707



Townsend Division of Textron Inc.

SHARP

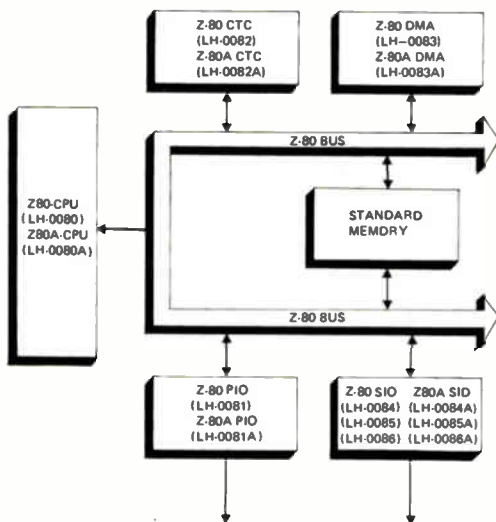


Z-80

Can be supplied anywhere, anytime and in any quantity by SHARP!

SHARP CORP. is the second source manufacturer of ZILOG Z-80 Series.

SHARP has a full line of 4-bit to 8-bit microcomputers to meet various demands: SM Series (C-MOS 1 Chip: SM-4 & SM-5) for low level, Z-80 Series (CPU, PIO, CTC, SIO & DMA) for high level. The Z-80 Series are designed for controllers and terminals requiring complex processing while the SM Series are suitable for consumer appliance. Also available is the Z-80A series — high speed types for clock frequency 4MHz.



ZILOG	SHARP Type No.	Explanation	Features	Package
Z-80 CPU Z-80A CPU	LH-0080 LH-0080A	Central Processing Unit	• 158 instructions — includes all 78 of the 8080A instructions • Three modes of maskable interrupt plus a non-maskable interrupt • 22 internal registers • •	40 DIP
Z-80 PIO Z-80A PIO	LH-0081 LH-0081A	Parallel I/O Controller	• Two independent bidirectional ports • Any one of the following modes of operation may be selected for either port: Byte input/output, Byte bidirectional bus, Bit Mode • •	40 DIP
Z-80 CTC Z-80A CTC	LH-0082 LH-0082A	Counter Timer Circuit	• Four independent programmable 8-bit counter/16-bit timer channels • Single phase clock • •	28 DIP
Z-80 DMA Z-80A DMA	LH-0083 LH-0083A	Direct Memory Access	• Single channel 2 port • Three classes of operation • 3 Modes of operation • Up to 1.25MB search rate • •	40 DIP
Z-80 SIO/0 Z-80 SIO/1 Z-80 SIO/2	LH-0084 OH-0085 LH-0086	Serial I/O Controller	• Two full duplex channels • Asynchronous operation • Binary synchronous operation • HDLC IBM SDLC Mode • 0 ~ 550k bits/Sec • •	40 DIP
Z-80A SIO/0 Z-80A SIO/1 Z-80A SIO/2	LH-0084A LH-0085A LH-0086A			

Vcc (V): +5

• Z-80: clock frequency 2.5MHz Z-80A: clock frequency 4MHz

SHARP CORPORATION
International Division
Electronic Components Export Sales Department
22-22, Nagaike-cho, Abeno-ku, Osaka 545, JAPAN
Phone: (06) 621-1221 Cable: LABOMET OSAKA
Telex: J63428 Attn: OSKPA (LABOMET A-D)

U.S.A. : SHARP ELECTRONICS CORPORATION
10 Keystone Place, Paramus, New Jersey 07652
Tel: (201) 265-5600 For further information, write to: Mr. M. Miyagawa

EUROPE: SHARP ELECTRONICS (EUROPE) GMBH
Sonninstrasse 3, 2000 Hamburg 1, F.R. Germany
Tel: (040) 28511 Attention: Mr. H. Asano



LRC test and evaluation.

BIN	LO %	HI %	CBUMT
01	- 1.00	+ 1.00	00005
02	- 2.00	+ 2.00	00017
03	- 5.00	+ 5.00	00152
04	- 10.00	+ 10.00	00153
05	- 20.00	+ 20.00	00069
06	- 20.00	+ 80.00	00036
07	+ 0.00	+ 0.00	00000
08	+ 0.00	+ 0.00	00070
00	MAIN REJECT BIN		00000
REJ	.001000	RS/XS	DS 00012
NOM	10.0000P	FARADS	CS

- 1 High & Low Sorting Limits
- 2 Parts Count Per Bin
- 3 Loss Reject Limit
- 4 Nominal Value
- 5 Measurement Functions
- 6 Programmable Test Frequency
- 7 Programmable Test Voltage
- 8 Measurement Modes
- 9 Settling & Integration Time
- 10 No. of Measurements for Averaging
- 11 Capacitance Measurement
- 12 Dissipation Factor
- 13 Communication Lines

01000 HZ	NOM= 0.00000	FARADS
0500 MV	SINGLE	DIRECT
SETL=0005MS	INTGR=0010MS	AVE=
AUTO		
11 10.1858 pF		
12 .02044		
0 > SINGLE		
0 > STATUS		

Now you get the full picture ...at LED prices.

Get the complete view of your LRC measurements with the new 2100 and 2110 VideoBridges from ESI. They're the first LRC meters to combine effective software, memory, a CRT and keyboard, to give you interactive operation... with a price comparable to LRC meters with only LED readout.

Both VideoBridges will display 12 impedance and loss characteristics, measureable at test frequencies from 20 Hz to 20 kHz, at programmable voltage or current levels, with accuracy from 0.05%.

With the 2110 VideoBridge, you can program your test conditions

on cassette, acquire the data, store it, and manage and display your test results. You can store test programs for different components, for repetitive testing needs.

Find out how our VideoBridges can fill your impedance measuring requirements, both today and tomorrow. Call your nearest ESI representative or circle the reader service number below.

ESI VideoBridges™. You can communicate with them.



Electro Scientific Industries • Portland, OR 97229 • (503) 641-4141

Circle 233 on reader service card

Communications

X.25 node handles 1,500 virtual circuits

With the recent surge of interest in local networks and internetworking [*Electronics*, Oct. 23, p. 42], the X.25 international packet-switching standard for data communications continues to gain importance. Recognizing that a network packet processor with the ability to handle large numbers of virtual circuits is a product whose time has come, Tran Telecommunications has come up with a system dubbed the M3216 XPRO. At \$50,000, it is not for the uncommitted.

The M3216 switches packets between X.25-compatible terminals and other digital equipment; at the same time it takes care of access and concentration functions. An auxiliary packet assembly/disassembly unit allows it to serve the more conventional asynchronous and IBM-compatible Bisync devices.

Operating as a switching node in a packet network, the system can support aggregate data rates of 300

kb/s on up to 1,500 virtual circuits distributed among 64 channels. The auxiliary unit mentioned lets asynchronous terminals transfer data at 9.6 kb/s and synchronous terminals at 64 kb/s.

Users with heavy data traffic (up to 1.25 Mb/s aggregate) can attach three M3216s to a single Tran M3201 network processor. The resulting hybrid multiprocessor can handle both time-division-switched and packet-switched data simultaneously.

The M3216 can be had 90 days after receipt of order. Tran will work closely with the customer in determining the specific system configuration his requirements dictate. External power supplies are needed, totaling 1,600 w in a redundant-supply arrangement or 2,600 w in a nonredundant setup.

Tran Telecommunications Corp., 2500 Walnut Ave., Marina del Rey, Calif. 90291. Phone Richard A. McLaughlin at (213) 822-3202 [401]

Compact antenna range covers 4.0 to 60 GHz

The model 5752 antenna test range operates in the frequency range

between 4.0 and 60 GHz. Compact antenna test ranges like this one are used to develop and test antennas in indoor laboratories. Their use reduces or even eliminates the need for expensive outdoor facilities that require a lot of space. The 5752 is available for delivery within six months at a \$225 price.

Scientific Atlanta Inc., 3845 Pleasantdale Rd., Atlanta, Ga. 30340. Phone (404) 449-2000 [403]

Bell 103A-compatible modem operates at 300 bits/s

Offered as a replacement for acoustic couplers in low-speed telecommunications, the HS2500 modem is Bell 103A-compatible and transmits asynchronously at a rate of 300 b/s. It allows the use of a multiline telephone at a reasonable cost: the unit's basic price is \$285. An option for full- and half-duplex operation adds \$20 to that price, and an originate/answer option adds \$20 more for a full-option price of \$325.

The HS2500 is available with an RS-232 communications interface, but can be specially ordered with a teletypewriter interface. The modem is easily installed: the handset of the telephone is plugged into the modem, which is plugged into the phone base. An automatic signal-level-compensating circuit and an active filter circuit permit reliable operation on even long-distance connections.

Komda Corp., 2500 Central Ave., Boulder, Colo. 80301. Phone (303) 443-5910 [404]

Transmitter and receiver send 24-bit word on two wires

The Star serial transmitter and receiver set requires only one pair of twisted wires to transmit 24-bit data words. Expansion modules can increase the word length to 96 bits using the same two wires. The devices, which are designed for use in remote displays, controls, and data processing, transmit at a rate



TWO NEW FOILS FROM GOULD WILL HELP YOU DESIGN MORE RELIABLE PRINTED CIRCUIT BOARDS.



TCS™ foil. The growing use of multilayer laminates has placed a premium on the reliability of the printed circuit board.

Thermal z-axis expansion of multilayer laminates during the solder operation can induce strains in the copper foil near the edge of plated thru holes. Gould TCS foil has been developed to help withstand this thermally induced strain. That means added reliability in the circuit board.

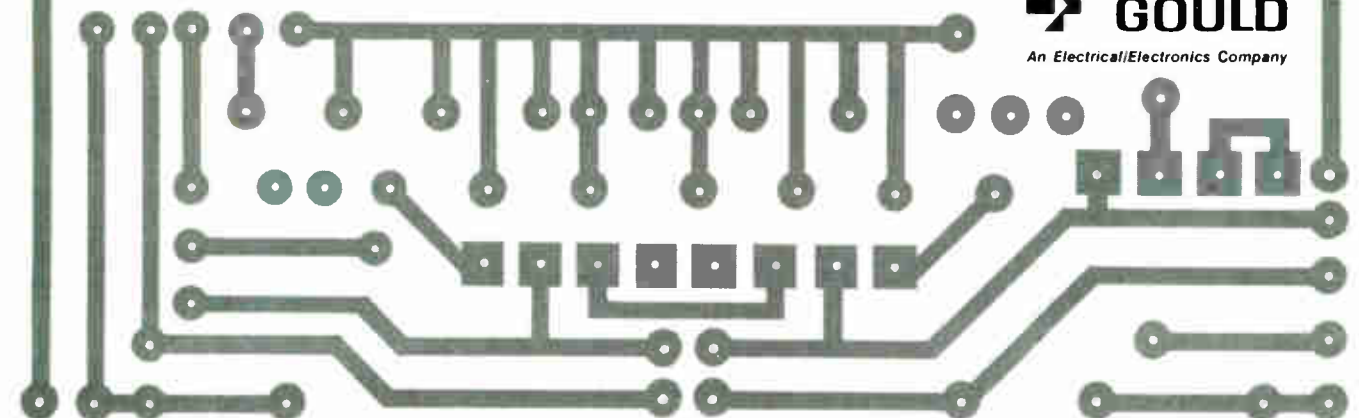
Double treated copper foil. TC/TC™ double treated copper foil is used in the manufacturing of the copper clad inner layers of high density multilayer printed circuit boards. TC/TC double treated foil eliminates the need for the oxide treatments currently in use. The foil is uniformly treated on both drum and matte sides with a TC treatment

to enhance the bonding strength.

Add an extra dimension of reliability to the circuit boards you design. Specify TCS foil and double treated copper foil from Gould.

For more information, write Mr. Frank Zust, U. S. Marketing Manager, Gould Inc., Foil Division, 17000 St. Clair Ave., Cleveland, Ohio 44110.

 **GOULD**
An Electrical/Electronics Company



CHRISTIE High Current DC Power Supplies



Symbolic of time-tested reliability.

- DC current from 40 to 1500 amps
 - Voltages to 280 VDC
- Write for latest detailed catalog or call toll free for application assistance.

SINCE 1929

CHRISTIE

ELECTRIC CORP.

1929-1980
51 YEARS THE SOURCE

20665R MANHATTAN PLACE
TORRANCE, CALIFORNIA 90501
(213) 320-0808
TWX 910-349-6260
(800) 421-2955

Circle 236 on reader service card

CURRENT MONITORS



With our monitor and your oscilloscope, read fast pulsed currents (nsec to millisecc) of any conductor. Prices range from \$75 for standard, in-stock models. Sensitivities from 1 V/A to .01 V/A; no physical connections required; readings without ground loops; BNC standard; specials upon request.

For further information write or call: Ion Physics Company, F.C. Box 416, Burlington, Mass. 01803. Tel. 617-272-2800.



236 Circle 125 on reader service card

New products

exceeding 7,000 b/s.

The transmitter's parallel inputs are compatible with switches, open collectors, or transistor-transistor or complementary-MOS 5-v logic, which may be true or inverted. They interface with most types of analog-to-digital converters or encoders.

The receiver's latched outputs are standard logic drivers or high-power open collectors rated at 50 v at 0.3 A. An optional six-digit 0.8-in.-high solid-state display is available with its own receiver circuitry. The display unit also requires only two wires for the data input.

Anallite Inc., 24 Newtown Plaza, Plainview, N. Y. 11803. Phone (516) 752-1818 [405]

30-lb portable repeater can be used on 8 frequencies

A portable repeater for setting up temporary communications measures 18 by 13 by 6.5 in. and weighs 30 lb. It is particularly suitable for

1,250 w from 220 to 400 MHz. The \$37,000 unit's output stage can absorb 100% reflected power—a feature that makes the amp useful for component testing. The output stage consists of liquid-cooled vacuum-tube tetrodes in a distributed amplifier configuration. The power amp offers linear operation over a 90-dB dynamic range for fm, a-m, and pulse modulation. Full rated power is instantly available at any frequency in the amplifier's bandwidth, without tuning. Instant bandwidth allows swept-frequency operation and frequency hopping for testing susceptibility to electromagnetic interference, as well as for wattmeter calibration and broadband communications.

The unit is cooled by forced air or tap water. It measures 56 by 152 by 58 cm. An optional IEEE-bus-compatible interface module is available for control of the amplifier's functions. Delivery takes 120 days.

Amplifier Research, 160 School House Rd., Souderton, Pa. 18964 [407]

Multi-/demultiplexer handles 1.5 to 44,736 megabits/s



use in emergencies, mobile surveillance, and security. Contained in an attache case for mobility, the unit comes in two versions: for scrambled or clear frequency-modulation operation. It can be used on up to eight frequencies. It includes a speaker and microphone, backup battery, and panel lights. It can operate off 12 v dc or 115 v ac (50 or 60 Hz).


Motorola Inc., Communications Group, 1301 E. Algonquin Rd., Schaumburg, Ill. 60196. Phone Pat Schod at (312) 576-6612 [406]

The M13 Muldem, a high-speed, time-division multiplexer/demultiplexer, combines 28 asynchronous digital channels at transfer rates of 1.544 to 44.736 Mb/s in hierarchical stages. The unit is designed for use with a fiber-optic channel but is easily adapted for use with coaxial and microwave channels. At the high-speed stage, the device has full automatic redundancy, while at low speed it has shared redundancy. The rack-mountable 19-by-24-by-20-in. unit weighs 60 lb.

Amecom Division, Litton Systems Inc., 5115 Calvert Rd., College Park, Md. 20740. Phone (301) 864-5600 [408]


Linear amp's tetrodes deliver 1,250 W from 220 to 400 MHz

Model 1000HA, a broadband power amplifier, puts out a minimum of



Need 24 or 40-pin DIP's off the shelf?


We're your source.



Want the speed, savings and reliability of mass termination with larger size D.I.P. connectors? Come to 3M. Our Scotchflex brand D.I.P. connectors in 24 and 40-contact sizes let you design quick, easy interboard jumpering with readily available parts. Their space-saving low-profile design makes them ideal for microprocessor applications. They also speed and simplify test jumpering or checkout of I.C. sockets.


Both connectors have .100" x .600" grid spacing and are available with either rectangular legs for use with standard I.C. sockets or round legs for use with high density packaging panels. They may be used with Scotchflex shielded, non-shielded or color-coded flat cable or with twisted pair or parallel lay woven cable.

Where frequent plugging and unplugging is necessary, strain relief bars and pull



tabs are available for all Scotchflex D.I.P. connectors including 14 and 16-pin sizes.

Need some more ways to simplify wiring and increase circuit density? 3M's Scotchflex line offers you the widest choice of mass terminating cable, connectors and system components to accommodate your design packages. Plus proven reliability. Off-the-shelf availability. And the unmatched experience of the people who pioneered the concept of electronic mass termination.

Scotchflex connectors are recognized under the component program of Underwriter's Laboratories, Inc. 

"Scotchflex" is a registered trademark of 3M Co.


Scotchflex[®] systems from 3M.

The source.

3M

HERE AT LAST!

A Standard "Custom" Data Collection Device The Memodyne M80 Cassette Computer



The M80 is a general purpose Z80™ based computer combined with a rugged, high-speed digital cassette drive in a compact, panel mounting module. Modem and terminal RS232C and TTY current-loop serial ports are provided for easy interfacing. A 2K PROM is programmed to implement completely interrupt driven control of the recorder and communications functions. A 1K RAM provides data buffering which allows the M80 to handle continuous streams of data up to 9600 BAUD.

T.M. Z80 is a trademark of ZILOG Corp.

FEATURES:

- Standard program in CPU Card Prom implements 30 recorder and communication commands plus numerous mode selections.
- A Microprocessor based computer that is small and compact, a rugged module that can operate in hostile environments with its own removeable medium memory, immune to hazards that disable disks, printers, and other peripherals.
- High speed: Can read or write continuous data streams at up to 9600 Baud with block size of 100 bytes or more.
- 500,000 Byte formatted capacity.
- ANSI/ECMA-34 compatible tapes, both tracks accessed.
- Programmable block size up to 256 Bytes.
- Recorder control and communications are interrupt driven and transparent to user programs.
- Small cards make for sensible modularity with modern high density ICs and are easily inserted and extracted.
- Small module fits behind standard 5 inch panel.

IF YOU NEED:

1. A Process Control Computer.
 2. A Computing Data Logger.
 3. A Custom Cassette Recorder.
 4. An Airborne Recording Computer.
 5. The Highest Speed RS232C Cassette Recorder.
 6. A Medical Data Acquisition System.
 7. A Numerical Controller.
 8. An Intelligent Cassette Terminal.
 9. An Analytical Instrumentation Recorder.
 10. An Automatic Tester.
- ... An application we haven't thought of . . .

**THEN ALL YOU HAVE TO DO
IS PROGRAM OUR PROM
(AND IF YOU DON'T WANT TO
WE WILL).**

WRITE FOR COMPLETE DETAILS INCLUDING
COLOR BROCHURE TO:

Memodyne
CORPORATION

220 RESERVOIR STREET
NEEDHAM HEIGHTS, MA 02194 U.S.A.
TELEPHONE (617) 444-7000
TELEX 922537

THE PIONEERS OF LOGIC PROGRAMMING HAVE JUST OPENED A NEW TERRITORY.



Data I/O offers a new System 19 programming pak for all Signetics 28 pin Integrated Fuse Logic devices.


Now you can program the complete 28 pin family of Signetics integrated fuse logic (IFL) devices with one intelligent programming pak for the Data I/O System 19 and 17.

The new pak allows direct keyboard input of logic variables. There's no need to write software or use a computer to develop your programming data. You can work directly from the System 19 keyboard or a CRT terminal.

Data I/O can keep you on the forefront of programmable logic.

At Data I/O, we believe that programmable logic is the wave of the future. Logic devices like the PAL,[™] FPLA, FPRP, FPLS, FPGA and PMUX offer the designer the unique advantages of real estate savings, design flexibility, and speed in bringing a product to market. They also reduce "hidden" product costs through simplified assembly and lower inventory costs.


When we introduced our first logic programmer six years ago, we began our commitment to logic. Our new Systems 17 and 19 were developed with an eye to logic programming as well as bipolar and MOS device programming.



There's one thing you can depend on when you explore the possibilities of logic programming.

Data I/O will be there with new ways to program new devices on programming systems that exist today. That's the theory behind our Systems 17 and 19—offer designers a standard mainframe and enable them to maintain state of the art programming capability by simply adding programming paks.

In the future we will be introducing new capabilities to complement the System 17 and 19 that will offer design engineers even more flexibility and enable them to program a larger variety of logic devices.



Here are the paks now available for

the System 19:

For bipolar PROMs and EPROMs

- UniPak programs more than 200 bipolar PROMs and MOS devices.
- MosPak programs single MOS devices.
- Gang Module programs eight EPROMs at once.

For individual PROM families

- More than 40 approved programming paks.

For logic devices

- Logic Programming Pak handles Signetics IFL 28 pin family.
- Individual programming paks for more than 30 different logic devices.

Let us show you the future.

The Data I/O interactive logic pak for Signetic IFL devices is available now. To make arrangements for a demonstration, or to get your free copy of our 32-page book on PROM and logic device programming, circle reader service number or contact Data I/O, P.O. Box 308, Issaquah, WA 98027. Phone 206/455-3990 or Toll Free 800/426-9016.



DATA I/O

Circle 239 on reader service card


A video bandwidth of 30 MHz and a 1200-line resolution make this new CRT monitor the brightest and sharpest you can get.


C. Itoh's new model 1201BE in our QDM series is capable of receiving separate horizontal drive pulse, vertical drive pulse and video input at the TTL level. This separate signal mode eliminates composite sync and video signal processing. The CRT is equipped with its own power supply unit. P4 phosphor is standard, but optional P31 or P39 phosphors can be provided. Available options: Dynamic Focus, Skip Scan, a non-glare etched face and a 19.5 KHz horizontal frequency.

The high performance and low price offered with this new CRT monitor give you all you need to really outshine your system's competition. For complete information contact your nearest C. Itoh representative or C. Itoh Electronics, Inc., 5301 Beethoven Street, Los Angeles, CA 90066; Tel. (213) 390-7778; Telex: (WU) 65-2451; or 666 Third Avenue, New York, NY 10017; Tel (212) 682-0420; Telex: (WU) 12-5059.

C. ITOH ELECTRONICS, INC.

Introducing the 12" CRT monitor for the systems designer with bright ideas.





With 40 days' paid vacation every 12½ months, Aramco people can see the heart of Asia, from Delhi to Bangkok to Hong Kong, and still have time for an African game park, Paris in the spring, or ski trips in the Alps.

The money isn't the only reason so many top people are going to Saudi Arabia with ARAMCO

As great as the money is, it's the travel opportunities, the challenge, and casual living in American-style hometowns that make Aramco people stay on.

Aramco employees in Saudi Arabia have travel opportunities that most people only see in daydreams. They get 40 days' paid vacation every 12½ months. And in Saudi Arabia they are already halfway to wonderful places in Europe, Asia and Africa.

Equally as important as money and travel are the challenging jobs and secure, comfortable living conditions.

Aramco is the world's largest oil-producing company. Our projects and operations are huge, complex and professionally rewarding. Many are the largest of their kind ever undertaken.

We need more first-rate people to join the 4,000 North Americans who work for us. We have openings for qualified engineers, technicians and professionals of all types.

North Americans and Saudi Arabs have worked together for over 40 years

Since the early 1930's, North Americans have worked very closely and successfully with their Saudi hosts in developing the energy resources and infrastructure of this friendly, conservative nation.

These North Americans live in a



4,000 North Americans work for Aramco in Saudi Arabia. They're helping the Kingdom develop energy resources that are being used all over the world.

foreign country, yet they still find it a very comfortable place to live and work. American-style communities, housing, schools, medical services and recreation facilities have prompted a long line of Aramco professionals to stay on and on.

What kind of compensation package accompanies all this? Aramco employees earn a competitive base salary, plus a cost-of-living differential. They also get a tax-protected premium for overseas work of up to 40 percent of the base salary, and a one-time bonus of up to \$5,000 for signing up for overseas work.

Interested in more information about Aramco and Saudi Arabia; or in a job with us? Write: Aramco Services Company, Dept. ELT110680MCLA 1100 Milam Building, Houston, Texas 77002.

ARAMCO
SERVICES COMPANY

**The
broadest
line:**

**159
different
U's, E's
and I's.**

**92 different U cores.
44 different E cores.
23 different I bars.**

That's the broadest line of standard ferrite cores in the industry. Stackpole Ceramag® soft ferrite cores.

More standard configurations make it easier for you to closely match your power-supply design requirements.

What's more, because of flexibility in our tool design, some modifications of standard dimensions are possible. We may be able to provide you with your customized part without costly custom tooling.

More power in less space.

Ceramag cores can provide optimum power in the smallest space with some of the most effective combinations of window and core areas ($W_a A_c$). These combinations are backed by Ceramag 24B ferrite material that has a reputation for the most consistent quality and predictable performance.

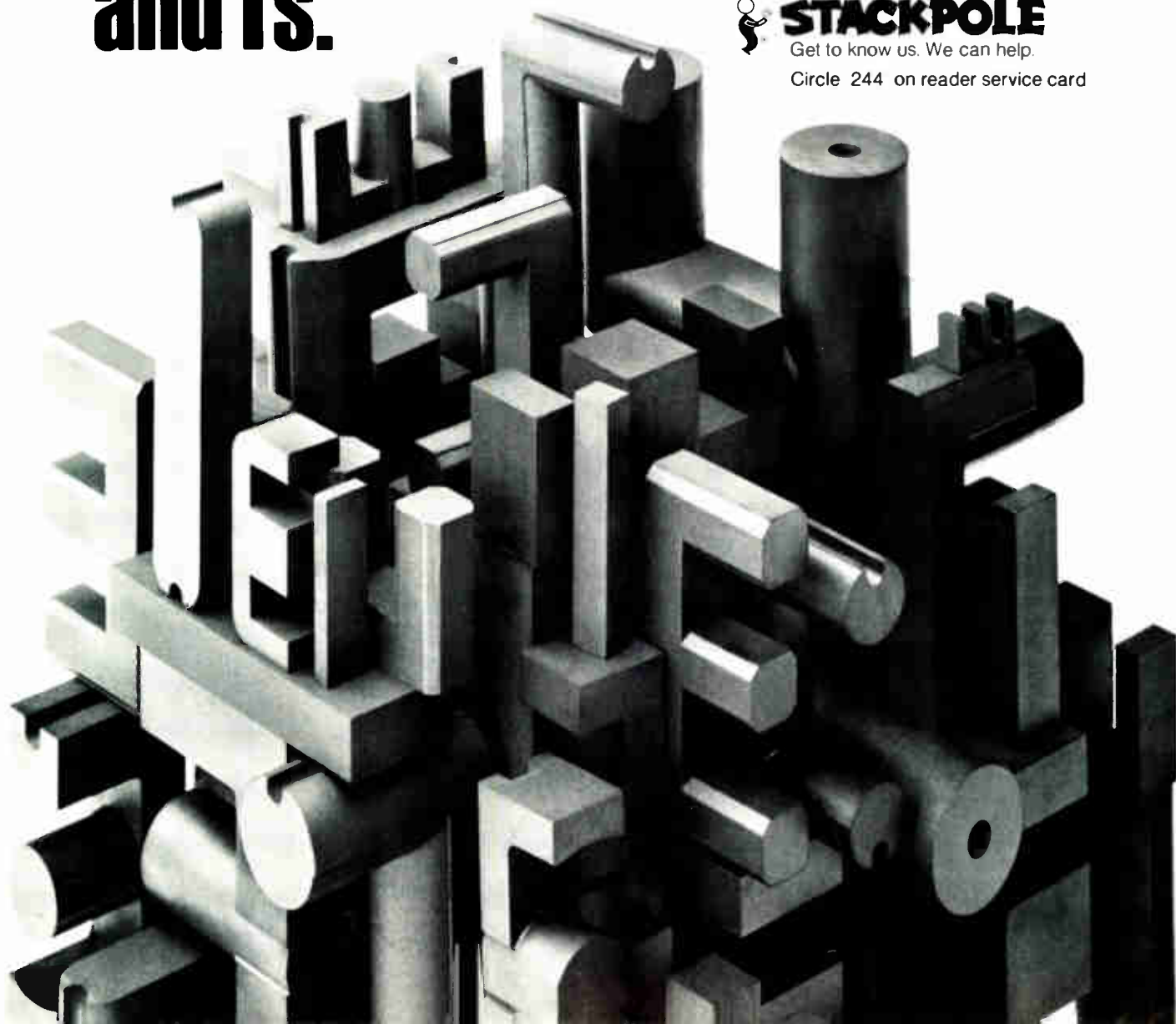
So, for the right core to fit your design with consistent, reliable performance, talk to the people with the broad line. Call or write: John Arnold—Ceramag Products, The Stackpole Corporation, Electronic Components Division, St. Marys, Pa. 15857. Telephone: (814) 781-8478.



STACKPOLE

Get to know us. We can help.

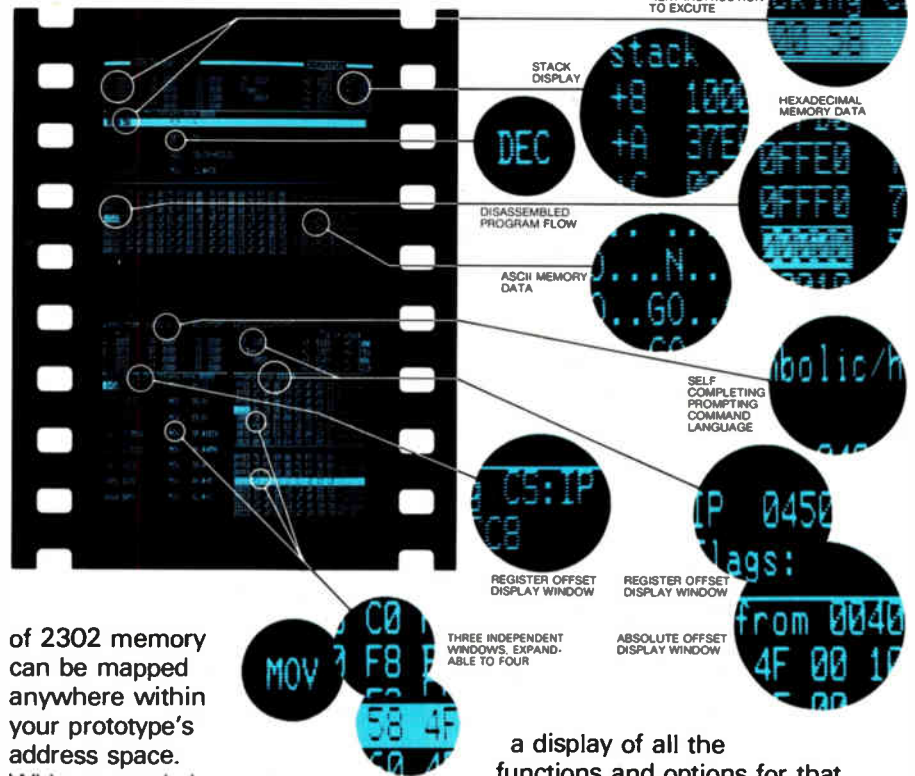
Circle 244 on reader service card



Best supporting actor for 8086 product development...

the GenRad Slave Emulator

Our slave emulator thinks and acts just like the 8086 microprocessor. At the same speed. Without interruption. And so transparently that your prototype may never know there's an "actor" in the circuit. In fact, no other emulator can play this 16-bit part so well. Because the 2302 accesses its "lines" via a separate processor-memory bus. Emulator and development system (or network station) operate independently and simultaneously. The resources of your target processor aren't needed for debugging. Programs are executed at full 8086 speed from an internal or prototype clock. Without wait states or other timing constraints. Up to 512k bytes



of 2302 memory can be mapped anywhere within your prototype's address space. Without restrictions on control line use or interrupts.

Full symbolic debugging makes hardware development faster too. With easily remembered short program labels that replace absolute addresses in your commands.

With an "auto command completion" function that allows you to produce a full command on the display with just a few keystrokes. And by entering a "?" after any command you see

a display of all the functions and options for that command, reducing the need to reach for a "cue" card.

The 2302 allows you to view your program in single-step, snapshot or logic analyzer modes. In a format that matches your needs even for the most complex memory segmentation, interrupt driven or multi-processor environments. With the 2302 your stage is set for bigger and better hardware developments. For simultaneous emulation of multiple processors. For other 16-bit parts (68000), 8-bit parts (6809) and for processors in the wings (Z-8002).

Ask for a command performance today.



GenRad 2300 Microcomputer Development System with 2302 Slave Emulator for 8086 microprocessor. (Also available for GenRad 2301 network stations.)


VISIT US AT SOUTHCON, BOOTH NO. 662

 **GenRad**
Development Systems Division

5730 Buckingham Parkway
Culver City, CA 90230
(213) 641-7200 TWX: 910-328-7202

Circle 245 on reader service card

Numbers You Can Count On!



Five of the Most Popular Cermet Trimmers

These five cermet trimmer models are available at your local Spectrol distributor and versatile enough to cover almost every standard trimmer application! Each of these quality trimmers features

- brush wiper contact for low CRV • superior setability
- excellent stability • completely sealed construction. All are competitively priced. Give us a call or send for data sheets.

Spectrol

SPECTROL ELECTRONICS GROUP

UNITED STATES Spectrol Electronics Corporation P.O. Box 1220, City of Industry, Calif. 91749, U.S.A. • (213) 964-6565 • TWX (910) 584-1314

UNITED KINGDOM Spectrol Reliance Ltd. Drakes Way, Swindon, Wiltshire, England • Swindon 21351 • TELEX 44692

ITALY SP Elettronica SpA Via Carlo Pisacane 7, 20016 Pero (Milan) Italy • 35 30 241 • TELEX 330091

GERMANY Spectrol Electronics GmbH Oberauerstrasse 15, 8000 Munich 70 West Germany • (089) 7145096 • TELEX 52/3014

Industrial

Vision, software add talents to sorter, welder

A better robot will not by itself increase productivity in manufacturing—better sensors and software are what is needed, and 10-month-old Automatrix Inc. intends to prove it with the introduction of two industrial systems that include visual feedback and easy-to-implement software. The products—a fully programmable robotic arc-welding system called Robovision I and a sorting and inspection system called Autovision I—made their debut at the Robots V Exhibition in Dearborn, Mich., last week.

The addition of vision to robotic manufacturing processes creates both flexibility and a need for the use of computers for more sophistication, says company president Philippe Villers. "Arc welding is a case in point," he adds. "It's being done blind today by robots that do not take into account part-to-part variations." The firm expects its robot's vision to open up new arc-welding applications.

Robovision I uses the AID 800 all-electric robot, which moves in five axes to provide accurate torch positioning and orientation. It can maintain repeated positioning in all axes within ± 0.2 mm while welding at speeds programmable to 70 in./min (1,800 mm/min).

Teaching. The microcomputer-controlled robot can be taught to weld at three levels. The operator can use a teaching pendant—a calculatorlike device with a limited number of keys—to take the robot through the welding maneuvers, which are then stored in memory. A simplified high-level language—RAIL—is also available for computing transformations between joint angles and Cartesian coordinates to provide straight-line motion between points. Finally, source code is available in most cases from the manu-

facturer so those users familiar with Pascal can make necessary changes in the robot's program. Memory for up to 448 programming steps is standard.

The Robovision I's computer also controls a solid-state welding power supply and wire feeder for metal-inert-gas (MIG)—welding applications. The Lincoln DC-600 supply operates at 600 A and has a 100% duty cycle. The wire feeder is a Lincoln LN-9 with solid-state circuitry.

Optional equipment includes a positioner that holds fixtures for a wide variety of parts and moves between welding and loading positions under computer control. The positioner allows one fixture to be loaded while the robot is welding on another. With vision, says Villers, instead of needing specialized grippers and tooling, "all you need is a general-purpose gripper to pick up a part from a table."

This concept lies behind the Autovision I, which uses a modified General Electric TN-2200 solid-state camera with 128-by-128-pixel resolution to identify, sort, align, and orient parts. The information provided by the system may be used for parts inspection and robotic material handling. Autovision I may also be used as a component in computer-aided manufacturing systems.

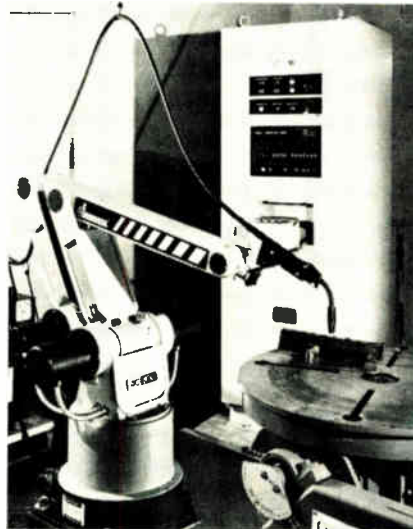
The system uses a vision processor that interfaces the camera with a

computer, performing high-speed binary image-processing functions in hardware. It can handle four cameras and flash lamps. A control processor features 32-bit internal architecture with 152-K bytes of semiconductor memory. Autovision I also includes an alphanumeric cathode-ray-tube terminal with graphics capability, a dual tape cartridge system, and 16 input/output lines.

Sight. Autovision I's software permits automatic extraction of object features including area, perimeter, number of holes, hole area, object's center of gravity, moments and principal axes of inertia, radius vector statistics, and perimeter-area ratio. It also supports general-purpose connectivity analysis, training by showing, a nearest-neighbor-classification algorithm, and a flexible keyboard interpreter. Like the Robovision I, Autovision I can respond either to commands in the RAIL language, for easy interfacing with conveyors, actuators, or computer-controlled systems, or to modifications to its Pascal software.

Options include an X-Y CRT monitor to display the actual picture as seen by the camera or the binary image, a flash lamp attachment, and custom interfaces that include additional opto-isolated control lines, analog-to-digital and digital-to-analog boards, and RS-232 ports.

Robovision I will sell for about



Teachable. The Robovision I welder (left) and the Autovision I sorting and inspection system both can be shown how to perform a task by an operator unfamiliar with programming.

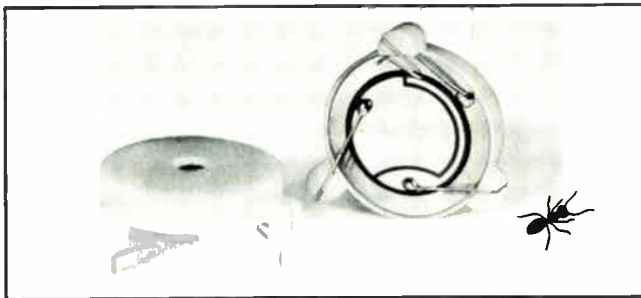


NYLON GROMMETING

Make your own grommets to fit any size or shape opening with Weckesser Type 6/6 Nylon Grommeting. Extruded grommeting available in 25 and 50 foot lengths, five standard sizes to fit panel thicknesses from .052" to .250". Also available in molded flexible strips, 12-3/4" long. All available in black or natural.

***Weckesser* COMPANY, Inc.**
4444 West Irving Park Road • Chicago, Illinois 60641 • 312/282-8626

Sound Decision.



High efficiency. Low drain.

When it comes to choosing the right transducer for the job, make a sound decision and select the new AT-23 from Projects Unlimited. Features include: P.C. board mounting; wave solderable; 90 dBA at approximately 3KHz; operating temperatures from -20°C to 70°C; replaces speakers. Make a sound decision. Select the AT-23 piezo ceramic audio transducer. For specs, write: Projects Unlimited, Inc., 3680 Wyse Road, Dayton, Ohio 45414. Phone: (513) 890-1918. TWX: 810-450-2523.



New products

\$85,000, including the welding equipment. Autovision I has not been finally priced but is intended to fall in the \$30,000 range. Automatrix Inc., 217 Middlesex Tpke., Burlington, Mass. 01803 [371]

Solid-state video imaging measures parts on line

The Vidicom Qualifier 863, a non-contact automatic gage, uses solid-state video imaging, dedicated microprocessor control, and analysis software to measure production-line parts ranging from small electronic components to large cam shafts with



an accuracy to within 0.0001 in. All measurements are recorded on cassette tape, displayed on a cathode-ray tube, and printed by a Hewlett-Packard 85 desktop computer. The 863 will sell for about \$50,000 to \$55,000. Optical Gaging Products Inc., 850 Hudson Ave., Rochester, N. Y. 14621 [373]

Thermal cutoff with 23 AWG wire interrupts current at 5 A

The 4000 F Microtemp thermal cutoff has a 23 AWG wire and interrupts 5 A with an opening temperature range of 58° to 240° ± 4°C. The one-shot temperature limiter must be replaced—and the fault corrected—before the motor or transformer it monitors can function again. The price is 13¢ to 50¢, depending on quantity. Micro Devices Division, Emerson Electric Co., 1881 Southtown Blvd., Dayton, Ohio 45439 [378]

NEW AWARD-WINNING DESIGN

Lets you make Fiber Optic Connector terminations simply, quickly, accurately.



OPTALIGN* connectors keep light losses under 1db.

The OPTALIGN connector is designed to give you unmatched fiber alignment accuracy and repeatability everytime the connection is made. Be assured that repeated connect/disconnect will not affect the optical quality, finish, or the mechanical integrity of the fiber.

So when evaluating fiber optic connectors, consider the outstanding benefits that OPTALIGN connectors have to offer:

1. Fast, easy assembly.
2. Minimal light loss.
3. Vibration/shock immunity.
4. Optimum fiber alignment.
5. Performance repeatability.
6. Diverse application usage.
7. Cost-saving efficiency.

Then compare. When you do, we know you'll agree that TRW Cinch's OPTALIGN connector is the finest single-fiber fiber optic connector on the market.

We call our new single-fiber fiber optic connector, OPTALIGN*. It has many exclusive design features that make it consistently easy to use, dependable and extremely cost-efficient.

For example: TRW Cinch's OPTALIGN connector can be field assembled in less than four minutes! Your terminations are made quickly and accurately by hand without using time-consuming epoxies. The need for polishing or tuning upon engagement has also been eliminated.


TRW Cinch has developed a unique alignment system that restricts light losses to less than 1 db and is compatible with most commercially available fibers. This system is based on a four-rod glass array that is clean, inert, stable, and mates fibers in a manner that yields excellent shock and vibration immunity. The glass array element does not require precision tolerances to achieve ultra-precise fiber alignment and low light losses.

Another TRW Cinch innovation, the exclusive

internal scissors clamps, secures the fiber, strength members, and jacket to the lightweight aluminum OPTALIGN housing.

Compact OPTALIGN plugs and receptacles are ideal for computers, CATV, telecommunications, medical, instrumentation and military applications. Dimensions are 5/8" diam. X 1 1/2" in length.

Call your TRW Electronic Components Sales Office . . . listed in EEM. TRW Cinch Connectors, A Division of TRW Inc., 1501 Morse Avenue, Elk Grove Village, IL 60007. 312/981-6000.



*Trademark TRW Inc.

TRW CINCH CONNECTORS

Circle 249 on reader service card

Now there's a 20 MHz gate array that outperforms TTL and low power Schottky!

Introducing high-speed CML Monochips™




In today's competitive design race, Interdesign gives you the edge you need to win. CML Monochips are fast enough, large enough, and flexible enough to satisfy a variety of functions in computer, telecommunications, and instrumentation designs.

With toggle rates to 20 MHz and propagation delays as low as 3 nsec, CML Monochips give you the speed you need with a minimum power requirement.

Monochip CML IC's are easy to design because we've simplified the chip's architecture. Our \$25 Design Manual gives you everything you need to lay out your own custom 450- or 880-gate array. Working from your layout, we'll deliver 20 prototypes in 8 to 10 weeks for your evaluation. Once you've approved them, we'll make 1,000 to 500,000 parts for you.

CML Monochips give you all the advantages of custom IC's without the cost or lead time of full custom development. For more information, call or write us today. Interdesign Inc., 1255 Reamwood Avenue, Sunnyvale, CA 94086. Telephone: (408) 734-8666. TWX: 910 339 9374.



Typical Applications

- Disk and CRT Controllers
- Dynamic and Static Memory Controllers
- Keyboard Scanners
- Memory Interface Logic
- Control Logic—CPU Boards
- ALU Accumulators
- D/A—A/D Controllers

Interdesign



Monochip™
the semi-custom IC.

Interdesign is a Ferranti Company



3 out of 5 Purchasing Agents are Wasting Their Time.

Two purchasing agents bought their ICs from Mormac, the world's largest IC specialty distributor. The other three are still looking.

Because of Mormac's stocked in-depth inventory of over 3 million ICs, buyers are guaranteed prompt one-stop shopping. When we say fast off-the-shelf delivery, we mean it.

As an IC specialty distributor we buy in larger quantities than broadline distributors or even OEMs. That's why we can pass on significant savings in time and money to IC buyers.

And since we carry a larger inventory selection, we'll save a buyer valuable time finding the right IC at the right price. Shop with one call.

Digital logic, linear, memory and micro-processors. Mormac's worldwide buying power from major manufacturers in Europe, Japan and the U.S. assures you of quality products.

Our technical staff of highly trained salespeople specializes only in ICs and they are better qualified to help buyers when it comes to finding dollar-saving alternatives.

So call Mormac now, 800/423-5507 (in California 213/344-6363) for our specials or mail coupon today for our handy IC buyers guide. It's good reading in your spare time.

Circle 251 on reader service card

Hurry, send me your handy guide for IC buyers.

Name _____

Company _____

Address _____


City/State/Zip _____

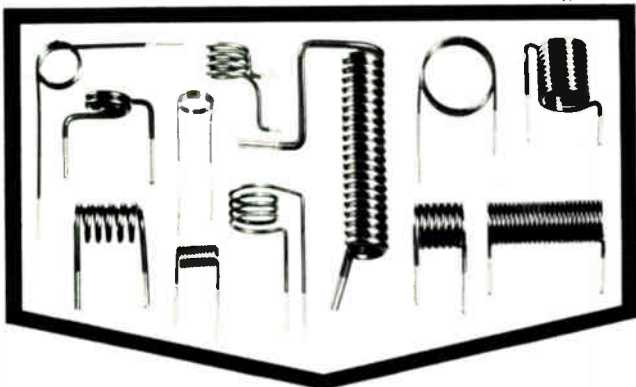
Mormac Microtechnology, Inc., 6005 Yolanda Avenue,
Tarzana, California 91356, (213) 344-6363

E116


Telex 181513 MORMAC Van, Texex 181550 MORMAC Int. Van

MORMAC





WAFIOS



This automatic machine produces up to

50 coreless coils per minute

including stripping of both shanks

	FTU 0-97	FTU 1-97
wire diameter	0,2-1,0 mm	0,3-2,0 mm
inside diam. of coil	10 mm	15 mm
coil length	35 mm	45 mm
shank length	30 x 30 mm	48 x 50 mm
number of coils	55	70
maximum output	50 coils/min.	40 coils/min.

WAFIOS MASCHINENFABRIK · D-7410 REUTLINGEN 1
TELEX 07 29666/67

USA SALES OFFICE: WAFIOS MACHINERY CORPORATION
 P. O. B. 148 · 25-35 NORTH EAST INDUSTRIAL ROAD · BRANFORD/CONN. 06405 USA

WAFIOS CANADA LTD. 1145 BELLAMY ROAD UNIT № 19
 SCARBOROUGH, TORONTO, ONTARIO M 1 H 1 H 5 · TELEX 065-25385

SELLING AGENCIES IN ALL IMPORTANT COUNTRIES



Digital accuracy in an analog recorder!

Gould's ES 1000.

Our new fixed linear array writing system gives you trace precision and reliability unmatched by conventional writing methods.

The ES 1000 electrostatic analog recorder provides faster rise time, higher resolution, full-scale overlapping display of all channels at user's discretion, excellent square wave and peak capture, simultaneous grid generation, and complete annotation of necessary information from internal and external sources. It produces high contrast, permanent records on low cost electrostatic paper (1/4 the cost of photo sensitive paper).


For more information, write Gould Inc., Instruments Division, 3631 Perkins Ave., Cleveland, Ohio 44114. For brochures call toll-free: (800) 331-1000. In Oklahoma, call collect: (918) 664-8300.



An Electrical/Electronics Company

Circle 253 on reader service card

Customized



sub-fractional horsepower DC motors

Buehler Products, Inc. offers a complete line of permanent magnet DC motors that are performance rated to your specific application for maximum cost effectiveness. These customized, long life Buehler motors are available with a wide variety of options in voltage, current, torque, speed, electrical connections, and frame size. They're used worldwide in office products, business machines, cameras, computer peripherals, tape recorders, marine and automotive applications. Write for full details on the Buehler FHP motor line.

FHP permanent magnet DC motors
Miniature brushless DC fans
Miniature gear motors

BUEHLER PRODUCTS INC., P. O. Box A, Highway 70 East, Kinston, North Carolina 28501, (919) 522-3101





“You may be wondering why I called you all together.”

The business of manufacturing electronics can run you around the clock and all over the globe, taking you to meeting after meeting with marketing and support personnel, systems engineers and plant managers.

Bell can help manage one of your company's most important resources—your time. We do it by bringing many of those meetings to wherever you are. Electronically.

This is information management by teleconferencing—increasing profitability by improving productivity, conserving energy, controlling travel expenses. Participation is encouraged by a range of sophisticated voice, visual and facsimile systems.

The conference call is teleconferencing at its simplest. Conference calls can be enhanced by a speakerphone or portable conference telephone. Our innovative Gemini® 100 electronic blackboard can project visual representations to any group with a TV monitor. And Picturephone® meeting service,* the ultimate in teleconferencing, allows face-to-face meetings between groups in different cities.

Consider teleconferencing in the light of today's soaring costs and tight energy situation.

Consider, too, how our knowledge of advanced communications technology can answer still other information management needs in the electronics manufacturing business.

The process starts with one call to your Bell Account Executive.

The knowledge business





ROEDERSTEIN specialized and worldwide in electronics

CAPACITORS

polyester, polycarbonate and polypropylene capacitors in foil/foil versions and metalized, aluminum-electrolyte capacitors, tantalum capacitors with liquid electrolyte, tantalum capacitors with solid semiconductor electrolyte, ceramic capacitors.

RESISTORS

carbon-film resistors, metal-film resistors, metal-oxide film resistors, precision wirewound resistors, potentiometers.

OTHER PRODUCTS

interference suppression devices, voltage multipliers, thick-film devices (thick-film hybrid circuits, resistor networks, high-valued resistors), semiconductors and micro-computer learning aids.

The range of application for ROEDERSTEIN components encompasses the whole entertainment electronics spectrum, household appliance and industrial electronics, communications, measuring and control, office equipment and computers, medical electronics, and the aerospace electronics sector. We can supply components that meet MIL, CECC and GfW specifications.

We will send you a condensed catalogue upon request. If you need specific information a detailed catalogue is available.

FIRMENGRUPPE ROEDERSTEIN

D-8300 LANDSHUT · FEDERAL REPUBLIC OF GERMANY · TELEX 0 58 335 (erola)

Products Newsletter

Litronix shows Intelligent display at Electronica

Attendees at the Electronica components exhibition opening this week in Munich will be able to get a preview of an intelligent display system (IDS) soon to be made available by Litronix Inc., the Cupertino, Calif.-based affiliate of West Germany's Siemens AG. Combining Litronix' intelligent display assembly concept [*Electronics*, June 5, p. 243] with a new controller having an Intel 8035 8-bit microprocessor on board, the portable system performs many cathode-ray-tube terminal functions. It does not require additional segment drivers or ASCII-character decoders.

16-bit a-d unit settles current output in 2 μ s

Despite its 16 bits of resolution, the model 4059 hybrid analog-to-digital converter boasts settling times of 2 μ s and 10 μ s for current and voltage outputs, respectively. Aimed at medical instrumentation, process control, and military systems requiring fast, accurate performance, the 4059 has maximum nonlinearity guaranteed to within $\pm 1/2$ least significant bit to 14 bits over the full military temperature range. Teledyne Philbrick, Dedham, Mass., will begin shipping the \$250 converter in January.

Fluke previews analyzer at test conference

Fluke Automated Systems Inc. will privately show at next week's 1980 Test Conference in Philadelphia a prototype of a new low-cost circuit board analyzer that will be formally introduced in January at the ATE Seminar and Exhibit in Pasadena, Calif. The model 3200 performs functional tests on both bare and loaded circuit boards, as well as most tests performed by in-circuit test systems. The Mountain View, Calif., firm is expected to price a basic 3200 at less than \$40,000.

Prime and Harris introduce software

Prime Computer Inc., Natick, Mass., has unveiled an advanced version of its Terminal Application Processing System. TAPS is said to cut business applications program development time to half that of competing systems. Meanwhile, Harris Corp.'s Computer Systems division, Fort Lauderdale, Fla., is offering its Diagnostic Environment Monitor (Demon) for preventive maintenance on data-processing systems. Demon tests operating system reliability and exercises a system's central processing unit, memory, and peripherals in simulation of a real-world timesharing environment.

Price cuts

■ **Going after the Apple III market, Digital Equipment Corp., Maynard, Mass.,** has started cutting prices on its entry-level small-computer systems, while unbundling much of their software and peripherals. Now, an unbundled PDP-8-based WS78 with two-diskette drives, cathode-ray-tube console, and a printer will go for \$7,295, whereas before it sold for \$11,995. A Datasystem 408 with printer and operating system drops from \$12,545 to \$8,095 retail.

■ **Harris Corp.'s Semiconductor Products division** is reducing the starting prices on its 8-K programmable read-only memories from \$28 to less than \$18 in quantities of 100 or more because the Melbourne, Fla., division is now producing 8-K PROMs at the rate of more than 1 million annually.

■ **American Microsystems Inc., Santa Clara, Calif.,** is slashing the price of its repertory dialer chip sets by 43% from \$12.70 to \$7.25 each in orders of 10,000 or more. The sets can store 16 16-digit or 32 8-digit phone numbers.

SMART, SMALL, LIGHT, COST-RIGHT.



Model 1861

Model 1860 P-ROM Programmers

New Series 1860 P-ROM Programmers.
New Model 1860 Series for the age of P-ROM diversification Minato Electronics New Series 1860 P-ROM programmers meet the demands for wide applications. They are super compact, light weight and inexpensive.

Model 1860 has two standard interfaces.
MOS and bipolar P-ROM can be easily programmed by simply changing personal modules. Serial I/O data editing, optional high-speed 400ch/sec. PTR, and other economical, efficient, and flexible functions are provided.

Model 1861 simultaneously programs 8 ganged MOS.

Model 1861 is a special program-only programmer for simultaneous ganged programming of 8 MOS. Data editing, PTR and other specifications are identical to those of the Model 1860.



		Model 1860	Model 1861
Programmable devices		i2716 (i2758), i2732, i2732A, i2764, TMS2532, TMS2564, i8755A, i8748A, i8741A and compatible.	Exclusively for simultaneous ganged programming of 8 MOS. i2716, i2732, TMS2532, and compatible.
Inter- face	Serial	RS-223C and 20mA current loop (or TTL level) switch selectable.	RS-232C, 20mA current loop, or TTL level selectable as specified when ordering.
	Parallel	Baud rate: 110, 300, 600, 1200, 2400, 4800, 9600	PTR parallel interface
Size, weight		280 (W) x 208 (D) x 65 (H) mm, 2.5kg	280 (W) x 208 (D) x 75 (H) mm, 3.5kg

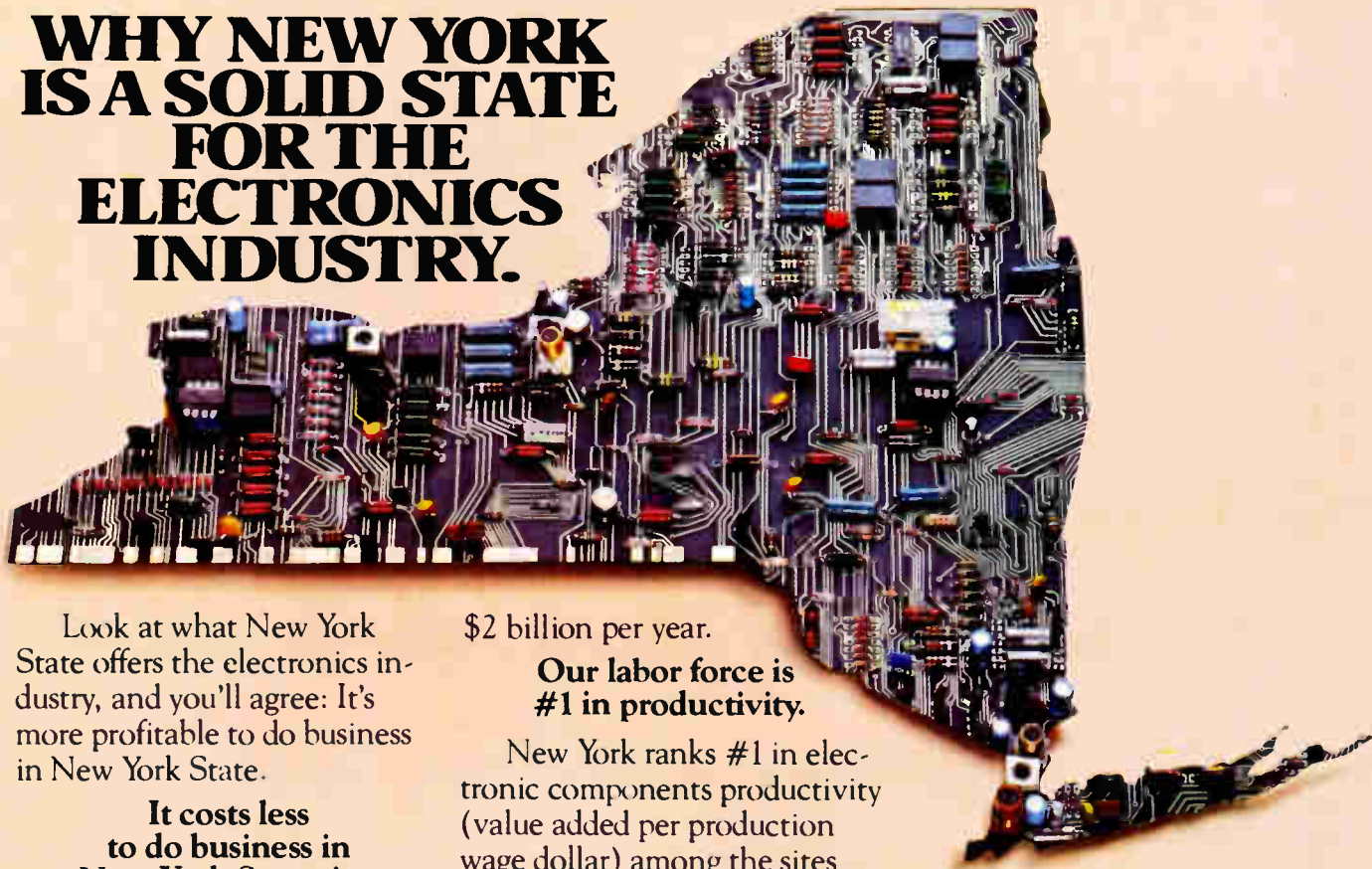


MINATO ELECTRONICS INC.

4105, Minami Yamada-cho, Kohoku-ku,
Yokohama, 223, Japan Phone: 045-591-5611
Cable: MINATOELEC YOKOHAMA

Circle 256 on reader service card

WHY NEW YORK IS A SOLID STATE FOR THE ELECTRONICS INDUSTRY.



Look at what New York State offers the electronics industry, and you'll agree: It's more profitable to do business in New York State.

It costs less to do business in New York State sites than in San Jose, California. And we can prove it.

An independent study analyzed the four critical costs of taxes, wages, power and construction for a model new electronics firm. It showed that New York State offers sites where these costs are less than they are for choice electronics industry sites around the country.

For example, these costs would total \$7.6 million annually in San Jose, versus only \$6.4 million in, say, Brookhaven, New York.

New York has the best business advantages in America.

Our costs are lower because we have the best tax incentives and credits. We have on-the-job training and job incentive programs. Long-term, low-cost financing. And, we've cut personal and business taxes by

\$2 billion per year.

Our labor force is #1 in productivity.

New York ranks #1 in electronic components productivity (value added per production wage dollar) among the sites analyzed. And in the past five years, New York's number of idle man-days due to work stoppages was half that of the national average.

We graduate more electronics engineers than any other state.

Thanks to universities like RPI and Cornell – and dozens of other fine colleges – more electronics engineers are graduated each year in New York State than any other state including California or Massachusetts. And since many of the largest electronics firms are already doing business here – GE, IBM, to name only a couple – our graduates are quickly turned into seasoned professionals.

When you look into New York, you'll love New York.

We have an abundance of electric power. Lots of afford-

able housing for your employees. And our 30 million acres include thousands of available plant sites. Not to mention some of the most magnificent outdoors and year-round recreation on the American continent.

Tell me more about why New York is a solid state for business. I am particularly interested in information on:


- Electronic Components
- Small Computers
- Semiconductors

William D. Hassett, Jr.
Commissioner of Commerce
New York State Dept. of Commerce
230 Park Avenue
New York, New York 10169

Name _____
Title _____
Company Name _____
Address _____
City _____
State _____ Zip _____

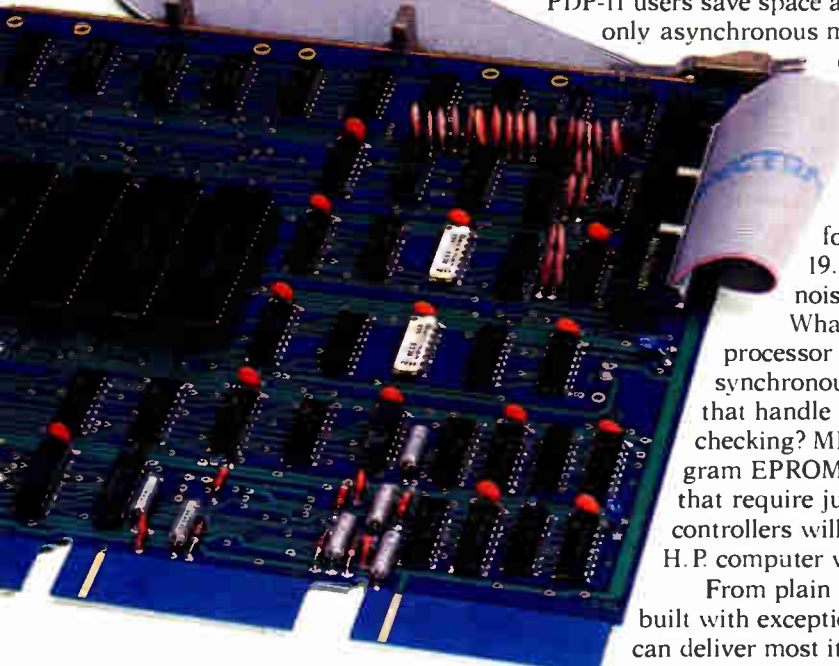
MSED

NEW YORK STATE.
The best place in the world to do business.



**MDB makes multiplexors
for the PDP*-11 that let you combine
RS232 and current loop on one board.**

**Imagine what else
we can do!**



PDP-11 users save space and save money! MDB's DZ11AC is the first and only asynchronous multiplexor that lets you combine up to eight lines of RS232 and current loop in any configuration on a single hex board. No more doubling up on boards, distribution boxes, rack spaces or price. The MDB DZ11AC is fully compatible with DEC DZ-11 operating and diagnostic software and, at the same time, performs at 16 standard data rates from 50 to 19.2K baud with optical isolation for enhanced noise immunity.

What else can MDB do? Have you seen our inter-processor links for LSI*-11 as well as PDP-11? Or MDB's synchronous communications interfaces for Q-Bus* that handle both bit and byte oriented protocols and error checking? MDB makes PROM modules that let you program EPROM on the board and foundation modules that require just one card slot. Our famous line printer controllers will interface your DEC, DG, P-E, IBM Series/1 or H. P. computer with most of the major line printers in the world.

From plain vanilla to state-of-the-art, all MDB products are built with exceptional quality. We warranty them for one year, can deliver most items in 30 days or less and offer them under GSA contract #GS-00C-02423.

Call or write and tell us what we can do for you.

*Trademark Digital Equipment Corp

MDB 1995 N. Batavia Street
Orange, California 92665
714-998-6900
SYSTEMS INC. TWX: 910-593-1339

Circle 257 for PDP-11, 258 for LSI-11, 259 for DG, 260 for P-E, 261 for IBM.

Career outlook

Women speak up at Midcon

The demand for engineers and their talents is creating unprecedented opportunities for women. Reflecting this trend, an entire session at this year's Midcon, held Nov. 4-6 in Dallas, was devoted to the topic. Entitled "Career Opportunities and Advancement for Women in Engineering," it took a hard look at what is available for women in electrical engineering as life-long career.

Organized and headed by Mary Alys Lillard, chairperson for the Institute of Electrical and Electronics Engineers' Committee on Professional Opportunities for Women, a panel composed of five women offered pointers on divergent subjects dealing with careers in the electronics industries, how to present oneself in these industries, and what to expect in job assignments.

Lillard, a software engineer at Advanced Business Communications Inc., Dallas, had put together an informal discussion for Electro/80. "There was quite a bit of interest generated at our Electro get-together—enough so I was able to convince the IEEE to offer a session at Midcon," she says.

On the panel was Heather D. Bryce, microprocessor planning engineer for Motorola Inc.'s Integrated Circuit division in Austin, Texas, who discussed "Career Opportunities in the Semiconductor Industry"; Elinor S. Pape, associate professor for industrial engineering at the University of Texas at Arlington, who spoke on "Upward Mobility for the Engineering Educator"; LeEarle Ann Bryant, member of the corporate engineering staff for Rockwell International Corp., Pittsburgh, who presented "Out of the Classroom—Into Industry"; Vivian A. Carr, district manager, fundamental planning, tariff and cost department, American Telephone & Telegraph Co., New York, who explored the whys and wherefores of career guidelines in "Career Planning, Who Me?"; and Sherry Lee Herring, editor and publisher of Electronic Woman, who described self promotion in "Personal Public Relations."

In her paper, Bryce highlighted career opportunities and what is needed to take advantage of them in the semiconductor industry. On the marketing side, she mentioned tactical marketers who work primarily with the sales force and need no particular engineering or science background. Applications engineers also fulfill a marketing function, although they are usually electrical engineers or computer scientists. Strategic marketing engineers and system design engineers work closely together, both requiring very technical backgrounds. On the product side, chip or circuit designers and process, assembly, test, and product engineers all work closely with different phases of the design. All of these jobs require degrees usually in electrical engineering or physics but in some cases in chemistry.

Describing the advantages and disadvantages of becoming an engineering educator, Pape warned that much trail-breaking still remains to be done in this field. "Compared with other engineering educators who are male, the woman has entry-level advantages but will probably have disadvantages climbing the administrative ladder if that is her goal. Phrased very simply, she doesn't look like, walk like, or talk like the engineering administrators we have known. Her primary advantage is her greater visibility. She has high visibility, and she'd better be good," Pape summarizes.

Bryant's paper discussed the general approach a newly graduated engineer, whether male or female, should take toward the first job. She cited gaining experience rather than position as an important first step, as well as determining whether technical or managerial roles are more desirable for the individual. She pointed out that as much technical and business expertise should be obtained as quickly as possible in order to move into a decision-making position.

Advice Bryant directed specifically at women is that acceptance may be harder to come by in industry than in academia. She said the supervisor who hires a woman should

ENGINEERS

ELECTRONICS ENGINEERS to \$60,000. Choice entry level to management positions immediately available in Pennsylvania & national locations. Reply in strict confidence to J. G. Weir, President, WEIR PERSONNEL SERVICES, 535 Court St., Reading, PA 19603 (215/376-8486).

ELECTRONICS ENGINEERS, \$18,000-\$40,000. Suburban NJ and Nationwide. Numerous choice positions in co's utilizing the latest State-of-Art methods & equip in areas of data & telecommunications & navigation. Reply in confidence to Jim Mann, VP Eng, ARTHUR PERSONNEL, Suite N, 8 Forest Ave., Caldwell, NJ 07006 (201/226-4555).

DESIGN ENGINEERS to \$38K. Central Penna. & nationwide. Design connectors/terminals, microprocessors & controls. Reply in confidence to Z. A. Goglewski, MECK ASSOC. PERSONNEL, 1517 Cedar Cliff, Camp Hill, PA 17011 (717/761-4777).

npc

NATIONAL
PERSONNEL
CONSULTANTS

Engineers

- Design
- Development
- Project
- Software

\$20,000-\$50,000

Riddick Associates Engineering Division specializes in placement of electrical and electronics engineers with top companies in the Southeast and throughout the U.S. We provide advice on careers, resumes and interviews for a position tailored to your skills. Client companies pay all fees. For details call or send resume in strict confidence to Phil Riddick, President.

Riddick

Associates, Ltd.

9 Koger Executive Center
Norfolk, VA 23502
Area 804-461-3994

TEXAS SALES ENGINEERS POSITIONS

EE'S, CHEM E'S, ME'S

Retained by major manufacturers in Texas to obtain Technical Sales Engineers for immediate needs. Placement fees are employer paid. Send Resume/goals to: SHERMAN STORE.

RECRUITERS OF TEXAS

4000 Medical Parkway, Suite 131, Austin, TX 78756 (512) 454-9546.

ENGINEERS TO 50K EXECUTIVES TO 100K +

We're one of the leading technical recruitment firms in SE. Mass. Our professional staff of ten specialists have specific choice career opportunities within 150 mile radius of Boston—national opportunities also exist. Call collect or send your resume in strict confidence to John B. Ruck, V.P. Engineering, for a confidential discussion.

Career
Associates, inc.

583 State Road
P.O. Box 86
North Dartmouth, MA 02747
Area 617-997-3311

SENIOR ELECTRONICS TECHNICIAN

Professional position for a well trained and experienced technician who can repair, maintain, and improve sophisticated analytical electronic equipment and is capable with design and construction. Familiarity with logic circuits, microprocessors, and computer interfacing is desirable. A career opportunity with a first-rate private university located in upstate New York. Send resume in confidence to Virginia E. Leport, Personnel Dept., University of Rochester, 260 Crittenden Blvd., Rochester, N.Y. 14624.

An equal opportunity employer (M/F)

S.W. & SUNBELT

- System EE's
- Design EE's
- Product EE's
- Software
- Design ME's
- Communications

\$20,000 to \$50,000

100% Fee Paid

Specializing in placing technical people with data acquisition and peripheral equipment manufacturers located across southern U.S. Send complete resume, salary history and geographic preferences to:

J. Robert Thompson Companies, Inc.

Management & Employment Consultants
2200 West Loop South, Suite 800
Houston, Texas 77027 713/627-1940

ENGINEERS

Quality Control Industrial
Maintenance/Instrumentation

DESIGN

Analog Digital
Software Micro Processing
Test Equipment Instrumentation

Salary ranges are \$20-45,000 per year. Our firm is associated with a leading network & all costs are paid by client companies including interviewing, fees, relocation & free resume service. Call Dan Wheeler at 1-317-899-1777 or send resume to: TWT & Associates Inc., 3724 N. Mitthoefer Rd., Indianapolis, Indiana 46236

ENGINEERS \$20,000-\$60,000

Nationwide fee-paid opportunities in aerospace, defense electronics, weapon systems, microwave, communication systems

- DIGITAL & ANALOG
- MICROPROCESSOR
- MARKETING
- CONTROL

Call collect or send resume to Glenn English, President

GLENN ENGLISH AGENCY
7840 Mission Center Court
San Diego, CA 92108
(714) 291-9220

GREATER TEXAS POSITIONS

Engineering and related management openings throughout the Southwest. Top clients paying all fees and relocation expenses. Send resume in confidence to: Ron Bennett.

KEY SEARCH
P.O. Box 38271
Dallas, TX 75238

Career outlook

be prepared to help her become a functioning member of a team without forcing her to prove her credentials time and time again.

Carr's paper outlined a career plan as a first step in identifying career goals. She noted that being an engineer is a good foundation for growth but need not last a life time. Herring's paper explored further how to meet some of these career goals by marketing oneself through a good appearance and a positive attitude.

Sputter and etch basics. Used extensively for the production of complex semiconductors and hybrid integrated circuits, sputtering and plasma etching will be the subject of both basic and advanced classes, as well as discussions at the Material Research Corp.'s Sputter and Plasma Etch School and Conference. Held from Dec. 9 through 11 at La Posada Resort Hotel in Scottsdale, Ariz., the conference will be headed up by Eric Kay, manager of the surface thin film and plasma science department at International Business Machines Corp.'s San Jose Research Laboratories.

The general theme of the courses is "Practical Process Detail, Plasma Surface Physics and Automated Systems for Sputtering and Plasma Etching of High Resolution Integrated Circuits."

Further information and registration forms may be obtained by writing Rosemary McPhillips, Conference Coordinator, Materials Research Corp., Orangeburg, N. Y. 10962, or by phoning (914) 358-2002.

Electron beam's future. "Electronic-Beam Lithography for Microelectronic Device Manufacture" has the dual purpose of reviewing the overall state of the art in electron-beam lithography and its use in fabricating microelectronic devices, as well as investigating the needs for this technology and its various limits and parameters. Presiding over the conference will be Robert A. Geshner, manager for advanced mask technology at RCA Corp.'s Solid State

Technology Center, Somerville, N. J. The conference will be held at the Highlands Inn, Carmel, Calif., Nov. 16-18.

Various companies' experiences in working with this technology will be examined. Other topics covered will be resists and materials, software development in computer-aided design, electron-beam equipment control functions and limit tests, and quality-control inspection approaches needed to determine whether the results of electron-beam drying are effective.

Companies that will be represented at the conference include IBM Corp., Philips Research Laboratories, Mead Chemical Corp., Siemens AG, Rockwell International Corp., OKI Electric Industry Co., Perkin Elmer ETEC Inc.

Sessions will be held on the following topics: "The Electron-Beam System Approach: An Overview"; "Resists Used For Electron-Beam Lithography"; "Electron-Beam Technology in Japan"; "Electron-Beam Status in Europe and Mask Making with MEBES"; "Other Equipment Approaches for Sub-Micron Drawings"; "Electron-Beam System Calibration and Performance Monitors"; "Software Architecture of the Philips Beamwriter"; "Mask Quality."

For more information, contact Richard D. Murray, Director of Conferences, Institute for Graphic Communication Inc., 375 Commonwealth Ave., Boston, Mass. 02115, or by phoning (617) 267-9425.

To the Sunbelt. Workers in search of a job may well look to the sunnier South. According to a recent survey conducted by the Economics department of McGraw-Hill Inc.'s Publications Co., the Sunbelt will support 56% of all manufacturing workers by 1990, compared with the 36% it supported in 1955. This future growth will depend in a large part on the production of such durable goods as electrical equipment, instruments, and machinery. The employment share of the South is expected to rise at a rate of 0.6% per year through 1985 and then at a rate of 0.4% until 1990.

-Pamela Hamilton

ENGINEERS

Picture an Exceptional Career in an Exceptional Location...



and You Picture GTE in Phoenix!



If you're the kind of software/hardware specialist who enjoys new technological concepts, you belong at GTE Automatic Electric Laboratories. We're expanding and our new facility will house the most up-to-date equipment in the industry. In addition to our application of the latest design methodology techniques, our staff is involved in the development of on-line and support software, system planning, and the test/evaluation of prototype systems.

If you're the kind of person who enjoys a warm, sunny climate, uncongested communities, recreation and entertainment ranging from fishing, snow skiing and backpacking to spending an evening at the theater or symphony, you belong in Phoenix.

If you are degreed and have experience in Electrical Engineering, Computer Science or a related field, the following positions are currently available.

- OPERATING SYSTEM SOFTWARE
- ON-LINE RECOVERY AND DIAGNOSTIC SOFTWARE
- TEST UTILITY SOFTWARE
- DEVELOPMENT SUPPORT SOFTWARE
- CALL PROCESSING AND ADMINISTRATIVE SOFTWARE

If you have a background in the above, you can enjoy the exceptional facilities of our new lab and the exceptional advantages of Phoenix, outstanding benefits and career advancement.

For immediate consideration, send your resume or detailed letter describing your background and career goals to: GTE Automatic Electric Laboratories, Manager of Employment, Dept. EM 1106, 11226 N. 23rd Avenue, Phoenix, AZ 85029.



Research and
Development

**GTE AUTOMATIC ELECTRIC
LABORATORIES**

An Equal Opportunity Employer M F H

Have questions about Allen-Bradley's opportunity for Engineers?

We have answers...
Just call toll free
1-800-321-6980
(In Ohio Call 1-800-362-6120)

Talk to Tom O'Brien about your skills and background. Our continuing growth creates openings for many engineering disciplines including...

Software Engineers Capitalize on your Comp. Sci. or related degree and apply your software experience - assembly languages, PASCAL, FORTRAN. Utilize our VAX11/780, DEC11/34 or TEKTRONIX Development Systems to support your designs.

Hardware/Firmware Design Engineers Design NC and PC systems employing advanced digital techniques. Degree and 2+ years experience desired. Your involvement would include design verification using VAX11/780, DEC11/34 or TEKTRONIX Development Systems.

Application Engineers
Define customer control system requirements, prepare proposals and assist new product planning.

Product/Marketing Engineers Research and identify product opportunities based on industry requirements utilizing your degree and 2+ years of electronics or industrial experience.

We are a dynamic part of an international corporation employing over 17,000 people. Our products apply "leading edge" computer and microprocessor technology that increases productivity for all types of industry.

**Our careers are challenging and rewarding...
Let's Talk About It - Call Today!**

or if you prefer, send your resume to:



ALLEN-BRADLEY
747 Alpha Drive, Highland Heights, Ohio 44143

An Equal Opportunity Employer M/F



Manager of Technical Services—Major oil well service company has an immediate opening for a Manager of Technical Services. Successful candidate should have BSEE degree or equivalent experience plus 5 years oil well logging experience with knowledge of computerized support equipment. This position supervises 7 engineers and 4 technical support personnel, thus proven managerial ability is a requirement. Provides field support through assisting with logging tool performance problems; recommending and designing equipment modifications and devotes approximately 25% of time in visits to domestic and foreign locations to provide on-site technical assistance. Provides formal training for all field service technicians. Salary \$3400 monthly, work week 40 hours per week. Qualified applicants are requested to contact: Director of Personnel, Gearhart Industries, Inc., P.O. Box 1936, 1100 Everman Rd., Ft. Worth, TX 76101, 817-293-1300. Equal opportunity employer.

Electronic Engineers—Sunbelt/Southwest. Opportunities in Design Software, Digital/Analog, Micro-processing, Personalized representation. Employer fee paid. J. Gifford Inc., 5310 East 31st Street, #225 Tulsa, Oklahoma 74135. (918) 665-2626.

The Cyclotron Institute at Texas A&M University will have a position open in the near future for an Assistant Research Engineer. This position requires a person with at least a B.S. degree in Electrical Engineering with emphasis on digital electronics. The successful applicant will be expected to design, construct and/or supervise the construction of digital instruments as required to support our continuing research in nuclear physics. This individual will also supervise the development and maintenance of realtime data acquisition interfaces to a DEC VAX 11/780 and a DEC PDP-15/40 and coordinate computer maintenance. Experience in the design and layout of printed circuit boards is desirable. Send resumes to: Employment Manager, Personnel Department, Texas A&M University, College Station, TX 77843. EEO/MF.

POSITIONS WANTED

Sales Director (41, Austrian), Specialist in the Plastics Machinery Business, offers worldwide experience. To organize and strengthen your sales activities in Europe. PW-3143, Electronics.



HISTORIC SAN ANTONIO IS THE SETTING FOR OUR HISTORY-MAKING RESEARCH



Southwest Research Institute is 471 acres of laboratories, test facilities, offices and workshops located in historic San Antonio, Texas. Our campus has eleven operating divisions working in a multidisciplinary approach on a variety of applied research projects. Our staff of 1800 includes internationally recognized scientists, engineers and support personnel.

DESIGN AND DEVELOPMENT OF SPECIAL PURPOSE COMMUNICATIONS SYSTEMS

The Data Systems Department is seeking a BS or MS EE with five years of diversified experience in defining, designing and developing communications networks, structures, systems, and equipment including design of concentrators and multiplexers.

ANALOG AND DIGITAL INSTRUMENTATION DESIGN FOR SATELLITE AND SOUNDING ROCKETS APPLICATIONS

The Space Physics Section seeks an experienced BS or MS EE for field support of space research programs and to coordinate with NASA, universities, and industry in developing instrument specifications and requirements.

RADIO FREQUENCY PROCESS CONTROL

The Electromagnetics Division is seeking an inexperienced BS or MS EE for high level and assembly level language programming on various mini/micro systems used in radio frequency process control functions. Applicants should have an interest and aptitude in electromagnetics/radio science and be willing to travel to U.S. military locations outside the U.S.

ANALOG SIGNAL AND DIGITAL CONTROL CIRCUIT DESIGN

The QA Division is seeking a BSEE to prepare design specifications and perform detailed circuit design for both analog signal and digital control circuits. Applicants should have experience in low frequency RF work, radar or sonar signal processing and software related tasks as well as circuit design of prototype instruments.

DIGITAL COMMUNICATIONS SUBSYSTEMS AND DIGITAL DISPLAY SYSTEMS

The QA Division is seeking a BS, MS or PhD EE or Physics major to design communication subsystems with error coding and digital filtering and digital display systems. Three or more years experience in design of prototype digital circuits is required.



VIDEO SYSTEMS DESIGN

A BS or MS EE is needed for design of video systems including automatic gain control, filtering, and video display systems. Minimum of two years experience in design of video systems having band widths up to 20 MHz required.

As our own operations have expanded, we've also been pleased to watch our community grow to be the nation's 10th largest city. Boasting near-perfect weather and a low cost of living, San Antonio has proven to be a delightful place to live as well as to work.

Make your contribution to the history being made at Southwest Research Institute. Please send your resume in complete confidence to:

**Southwest Research Institute
Personnel Department No. 306
P.O. Drawer 28510
San Antonio, Texas 78284
or inquire: Bill E. Crumlett
(512) 684-5111, Ext. 2072**





At STC Your Career Can Go As High As Our Landscape!

Colorado's landscape is among the most beautiful and spectacular in the world, with more 14,000 foot mountains than any other state in the U.S. And at STC, your career can go just as high. We're the fastest growing, independent manufacturer of high-performance, high-density tape and disk drives in the world. Every day, we work to escalate the state of our art a bit further into the future, so when you work for STC, you get exceptional challenges, plenty of visibility, a lot of responsibility and a lifestyle second to none. In addition to our tape and disk drive technology, we are now expanding into the development of **advanced optical disk recording technology**. Career opportunities are available for individuals with experience in any of the following disciplines.

OPTICAL

- Optical Systems • Optical Recording Media
- Electro-Optic Subsystems • Optical Technician

MECHANICAL

- Precision Servo Systems • Mechanical Design

ELECTRICAL

- Data Channel Read/Write Formats, ECC, Error Detection
- Control Unit Design • Power Systems
- Servo Systems • Subsystem Architecture

If you're interested in getting in on the ground floor of a new technology program, it's to your every advantage to take the time to consider a career with STC. We'd like to hear from you! For immediate consideration, please send your detailed resume in strict confidence to Mr. James W. Lawler, Dept. ELE 11/6, STORAGE TECHNOLOGY CORPORATION, 2270 South 88th Street, MD#29, Louisville, Colorado 80027. We are an equal opportunity employer.



**STORAGE
TECHNOLOGY
CORPORATION**

Fulfilling the promise of technology

TEST ENGINEER (ATE)

MSEE and 5 years ATE experience. Strong background in ATE implementation, In Circuit Test Equipment, Fault Diagnosis, and Test Language Software. Duties include designing hardware and software, defining factory process and alternatives for process control.

QUALITY ENGINEER

BSEE or equivalent with 5-10 years experience in quality control techniques for controlling processes in the assembly and test of Large Computer Systems.

SR. COMPONENTS QUALITY ENGINEER

BSEE and 3-5 years experience in an Incoming Inspection environment. Strong background in evaluation, testing, failure analysis and corrective action required to support the manufacture of computer systems.

SR. RELIABILITY ENGINEER

BSEE and 5-10 years experience in reliability studies/predictions in the manufacturing of current products, new products, and field performance of Large Computer Systems.

MANAGER, CPU ARCHITECTURE

8+ years experience in successful architectural development, hardware and software systems knowledge and heavy involvement with Mini's. Excellent growth potential.

SR. ANALOG DESIGNER

5+ years experience in Analog Design, D/A, A/D and instrumentation. Power supply exposure a plus.

DIGITAL DESIGN ENGINEERS

1-5 years design experience in CPU logic design and/or microprogramming.

From unmanned space probes to energy management applications to message switching systems to magical Florida lifestyles. MODCOMP makes it happen.

MODCOMP provides excellent salaries and benefits, including medical/dental insurance, an employee stock purchase plan, and liberal relocation assistance.

Send your resume and salary history in confidence to: **Rob Storch, Professional Staffing, MODULAR COMPUTER SYSTEMS, INC., P.O. Box 6099E, Ft. Lauderdale, Florida 33310. Or Call TOLL FREE 1-800-327-8997.**



CREATING SUPERIOR TECHNOLOGY. BY DESIGN.

An Equal Opportunity Employer M/F

**MODCOMP
MAKES IT HAPPEN.**

If you think all you'll work on at Vought is military aircraft, think again.

Vought is many things to many people, and we're becoming more things to more people year after year.

For example. The U.S. Army recently awarded us a multi-million dollar contract for our Multiple Launch Rocket System (MLRS). It's known as the "Soldier's System" and from its mobile launcher, it can ripple fire all of its individually aimed free-flight rockets in less than a minute.

In space, a Vought development, carbon-carbon, forms the nose cap and the wing leading edge structure of the Orbiter to protect it against temperatures up to 3,000°F. We also developed the heat-dissipating radiator that maintains the required temperature levels for the Orbiter's systems and crew.

From missile and rocket system engineering to space engineering and everything in between, we're doing many things at Vought. Things that will interest you, excite you, spark your imagination, and let you use your talents and experience to the fullest.

Write us about your field of interest. Tell us what you'd like to do, what you'd like to accomplish. Because of our diversity, you can go as far as you want to go at Vought.

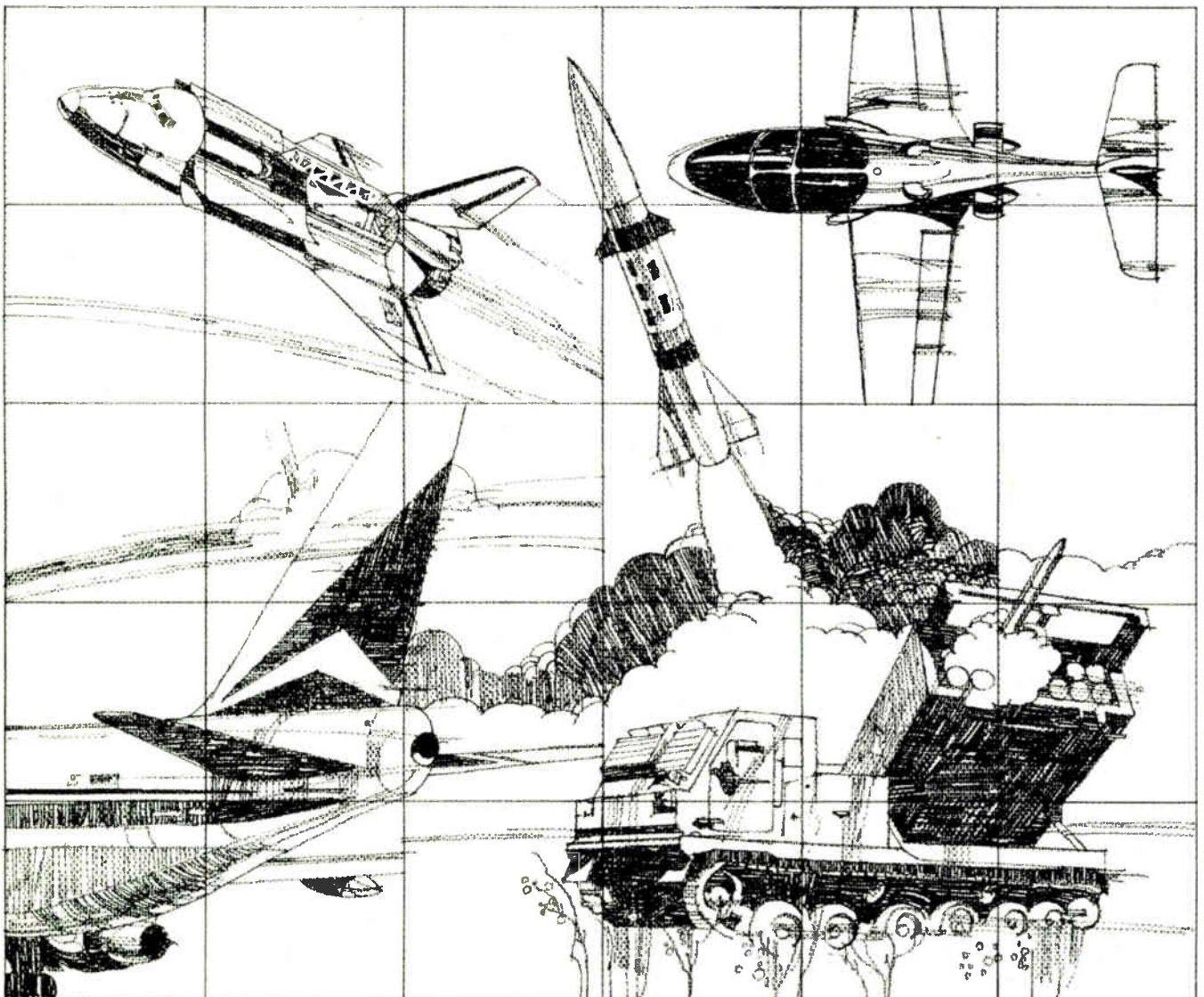
A partial list of openings for experienced specialists:
Visual Systems/Simulator Design • Electronic Circuit Design • Engineering Software • Inertial Systems • Electro-Optics Sensors • Digital Systems Design • Laser Radar Systems • Guidance Systems Analysis • Optimal Control Systems • Package Design ATE Software • Systems Design • Airframe Design Structures Life Management

Send your resume to:
Vought Corporation, c/o Point Communications, Inc., Dept. E1106,
*Plaza of the Americas, 1700 South Tower | Lock Box 200,
Dallas, Texas 75201*

Our diversity may surprise you.

VOUGHT
an LTV company

We Believe in E.O.E. ♿ We Practice E.O.E.



CERAMIC CAPACITOR SPECIALIST

Advancement potential is excellent—in one of Engelhard's fastest-growing and most profitable departments. Will work among talented and experienced associates.

Responsibilities include:

- Technical support for field sales reps and customers; analyzing and resolving production and quality problems.
- Coordinating our laboratory activities with all capacitor manufacturers.
- Reviewing customers' manufacturing processes and assisting them in the development of a superior product.

Materials-related Engineering degree required plus at least 3 years' experience in the field of ceramic capacitors and in-depth knowledge of all aspects of this industry and related technology.

Highly competitive salary and exceptional fringes. Send resume, with salary requirements, in confidence to: Ted Stewart, Dept. EL1023.



ENGELHARD INDUSTRIES DIVISION
ENGELHARD MINERALS & CHEMICALS CORPORATION
113 Astor St., Newark, N.J. 07114
Equal Opportunity Employer M/F

ENGINEERING PROFESSIONALS Kick Up Your Heels in DALLAS!

VARO, INC., Dallas-based developer of power supply systems, night viewing systems, and semiconductor products, invites you to kick up your heels in our lively electronics environment:

- QC Engineer
- Process Engineer
- Data Manager
- Sr. Electrical Engineer
- Field Service Engineer
- Technical Writer
- Mechanization Engineer
- Junior Engineer

Life in DALLAS is something to cheer about: top rated teams in all areas of sports, mild climate year-round, and your choice of dizzying nightlife or quiet suburbia. It's all at your disposal.

Engineers, come kick up your heels in DALLAS with VARO! For consideration, contact:



Professional Employment
VARO, INC.
P.O. Box 40676
Garland, Texas 75040

A progressive company with an active affirmative action program

SENIOR LOGIC DESIGN ENGINEER

Cray Laboratories, the recently formed research and development facility located in Boulder, Colorado, seeks outstanding technical professionals to be part of the expansion team for a new advanced super computer. Cray Research currently manufactures the world's most powerful computer system for scientific applications. Cray Laboratories offers a stimulating work environment in a medium-size university community 35 miles northwest of Denver.

Senior Logic Design Engineer

Qualified applicant must have large-scale computer experience and design with high speed, non-saturating logic and knowledge of LSI partitioning desirable. The position is a project level design assignment to advance logic segmentation, circuitry and packaging techniques. BSEE/Computer Science with a minimum of 10 years applicable experience.

Cray Laboratories offers competitive salary and exceptional employee benefits. Please send your resume and salary history in confidence to:

Robert E. Biro
Cray Laboratories, Inc.
5311 Western Avenue
Boulder, Colorado 80301

Equal Opportunity Employer M/F

CRAY
LABORATORIES, INC.

A Subsidiary of Cray Research, Inc.

Electronics

TELECOMMUNICATIONS TECHNICIANS

Tri-State, a Generation & Transmission Association, headquartered in COLORADO at the base of the beautiful Rocky Mountains, would like YOU to help us meet the rapidly expanding power needs of our 25 Member Cooperatives. From now through 1981, we will be seeking qualified individuals in the area of TELECOMMUNICATIONS.

TECHNICIANS are needed to install, operate and maintain telecommunications—electronics equipment. Technical courses required for A.S. in Electronic Technology, or equivalent education and/or experience, and general telecommunication—electronics experience to include microwave, 2-way UHF/VHF radio equipment and a 2nd Class FCC License.

Challenges, opportunities, competitive salaries, excellent benefits and paid relocation are some of the many extras at Tri-State. Send your resume now to Tri-State Generation and Transmission Assoc., Inc., Human Resources E., Dept. JB, P.O. Box 33695, Denver, Colorado 80233.

An Affirmative Action/Equal Opportunity Employer



TRI-STATE
GENERATION & TRANSMISSION
ASSOCIATION, INCORPORATED

ENGINEERS

Bendix means choice.


Bendix Aerospace-Electronics Group is big enough, diversified enough and accelerating fast enough to offer you abundant career choices in scores of high technology growth areas. Specifically, Bendix means . . .

Choice of program and product involvement:

We build everything for aircraft except the basic engine core and airframe. We're also involved in environmental monitoring, meteorological data gathering, underwater acoustics, space science and the search for new energy sources.

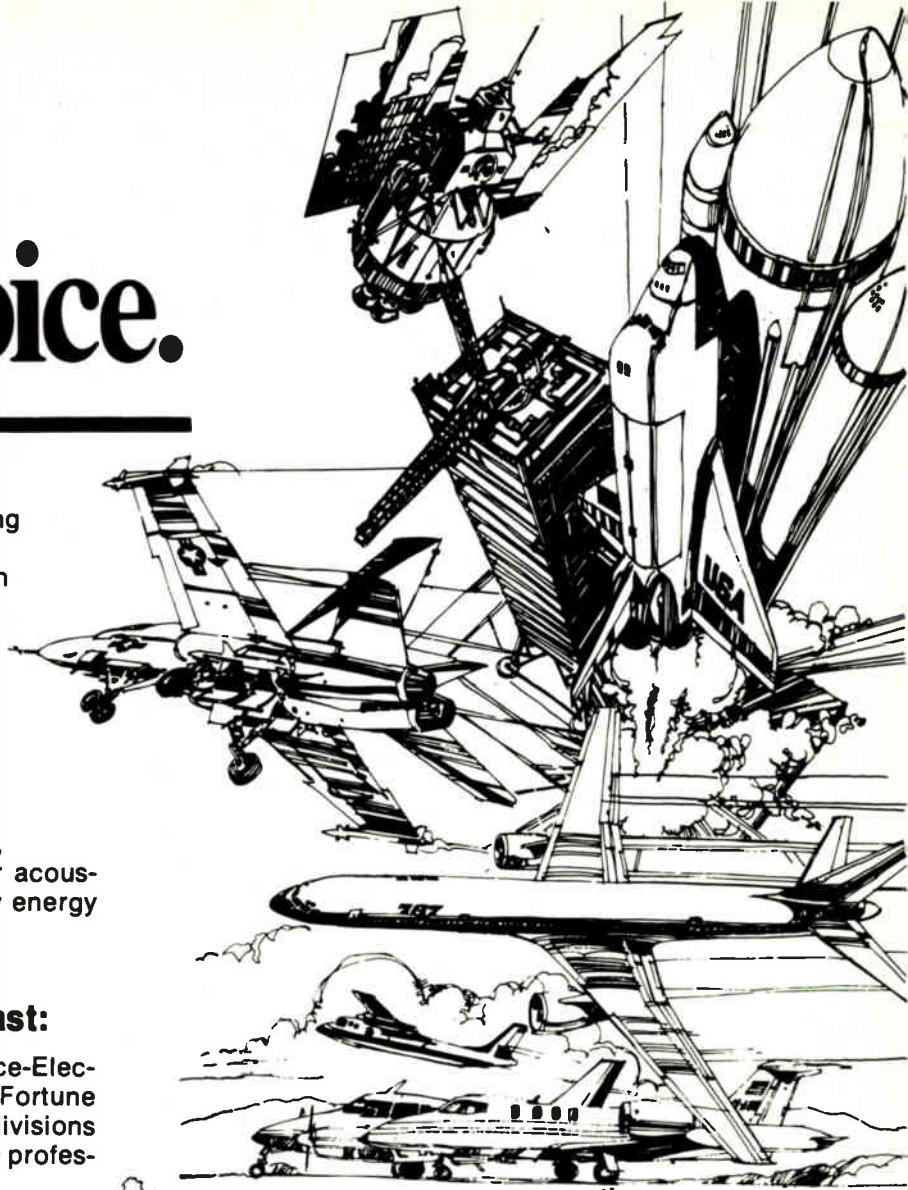
Choice of locations—coast to coast:

The map says it all. The Bendix Aerospace-Electronics Group is part of a four-billion-dollar Fortune 100 corporation. The group comprises 16 divisions and four subsidiary corporations and 10,000 professional people in plants and offices in 20 cities. This year hundreds of professionals will find Bendix offers precisely the right opportunity in precisely the right geographical location.



Choice of technologies, disciplines, professional levels:

We are looking for career-oriented people in all of the following engineering disciplines: mechanical, electrical, metallurgical, chemical, industrial, computer science and others.



Bendix means all this . . . And quick help in establishing YOUR choices:

All staffing activities are centered at our Arlington, Virginia headquarters. One application brings quick information about career and location options.

If you're interested in joining a dynamic, growing, technology leader, we'd like to talk about the choices available to you at Bendix.

Write to: William T. Moore, Director, Professional Placement, The Bendix Corporation, Aerospace-Electronics Group, 1911 N. Fort Myer Drive, Arlington, VA 22209. If you are a college student, you may prefer to arrange an interview through your Placement Office.

An equal opportunity employer, m/f

We speak careers.



SOFTWARE ENGINEERS.

WITH US, YOUR PROJECT IS THE WHOLE PROJECT.



LOCK, STOCK AND BARREL.

At Coulter Electronics, we have a total systems approach to engineering.

You'll take special pride in your own projects. Because you're involved from start to finish. From concept to production to marketing.

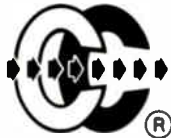
It's an approach that's helped make us a recognized and expanding leader in biomedical electronics and instrumentation.

When you apply your **micro-processor/mini-computer experience in our top-down design, structured programming environment**—you'll see your ideas take full form.

When you utilize your degree in Math, Computer Science or Electrical Engineering— you'll be improving the state of health care worldwide.

It's a big job. A thorough, complete, far-reaching job. It could be your job.

Send your resume and salary history to: **Employment Manager, Coulter Electronics, Dept. E, P.O. Box 5-2794, Miami, Florida 33152.**



COULTER ELECTRONICS, INC.
INNOVATING A VITAL TECHNOLOGY.

An Equal Opportunity Employer M/F

EMPLOYMENT SERVICES

Electronic engineering growth positions with clients located nationally. Our service is enhanced by the fact that I am an EE with 20 years in industry and over 10 years in placing professionals on an employer fee paid basis. Send your resume to Joe Torcassi, Director, J. Anthony & Associates, PO Drawer AD, Lynchburg, OH 45142. 513/364-2305.

Engineers: Electrical-Civil-Mech. Nationwide openings—all levels—\$15-60K Energy, Environment, Chemical, Power, Oil/Gas, HVAC, Piping etc. Send resume w/salary requirements to: Engrg/Mgmt Recruiting Services—416 E. Downs, Stockton, CA 95204. "Mitch" (209) 529-8145—All Fees Paid.

Engineers—EE/CS. Engineers—M/E. Engineers—C/E. Immediate openings National and Overseas. Micro-processor/Applic. Programmers/Analysts/Systems . Designers/Systems/Analysts . Avionics Electronics . Microwave Components . Rel./Maint./QC/QA . Switching/Telecom Also .Power*HVAC*Piping*Oil/Gas .Estimators & Sales*R&D. \$20-50K. Send resume w/salary requirements to: Engrg/Mgmt Recruiting Services-416 E. Downs St., Stockton, CA. 95204. "Mitch" (209) 529-8145. All Fees Paid.

SPECIAL SERVICES

Arabic Technical Translations from English and French, electronics, radio communications, computers, related disciplines. Call (evenings) 312-693-2931.

BUSINESS OPPORTUNITIES

How To Earn Money As A Consultant—Special systems recently adopted by major consultancies. \$27.00. Business Psychology Int'l, 890-44 National Press Bldg., Washington, D.C. 20045.

Savings! Trailer Loads—Nationwide. Abbott Trucking—NJ, 201-434-8768.

★ **ATTENTION ELECTRONIC ENGINEERS!!!** ★

Electronic Design Engineers	24-36K
Design Engineers (Digital)	25-35K
Analog Design Engineers	-25-35K
Systems Design Engineers	-28-35K
Electrical Design Engineers	-24-40K
Instrumentation Design Engineers	-25-40K
Test/Design Engineers	-24-35K

Our clients are aerospace and electronic firms who pay our fees for locating engineers. For more information, send note or resume to Gregg Whitt.

CORPORATE PERSONNEL CONSULTANTS, INC.
5950 Fairview Road, Two Fairview Plaza, Suite 608
Charlotte, North Carolina 28210
(704) 554-1800

★



**Looking for
a place
of your own,
on the leading
edge of
technology?**

Join us at Hughes.

Come join our engineers working on advanced test systems for airborne and spaceborne radar avionics; tactical systems guided by lasers, TV, and infrared control; and computer-controlled trainers and simulators.

At Hughes Support Systems, our role is the design and development of these systems, as well as training of customer personnel, maintenance and operation worldwide. We need your know-how, and we'll reward you well if you can handle one of these responsible jobs:

● **Design of automatic test systems** ● **Digital hardware development** ● **Electro-optical equipment design** ● **Field system engineering** ● **Maintainability analysis** ● **Product support engineering** ● **Real-time software** ● **RF circuit design**

Hughes offers you a home base in the easy-living climate of southern California, near LA International Airport and beach communities; excellent salary and benefits; and this unique brand of stability:

Our company has a backlog of over \$4½ billion in contracts comprising 1,500 different projects. When we complete one, there are a lot more challenges waiting, at Hughes.

Let's talk about what you and Hughes can do for each other. Call collect to (213) 641-6691, or send your resume to:

Hughes Aircraft Company Support Systems Department 069,
Professional Employment, P.O. Box 90515, Los Angeles, CA 90009.

HUGHES

Creating a new world with electronics

*An equal opportunity employer, M/F/H/C
U.S. Citizenship required*



**THE
PRODUCT
OF THE
80's**

NOW ZENITH QUALITY ALSO GOES INTO VIDEODISC

JOIN US IN THE FOREFRONT

Videodisc — one of today's most exciting new developments in electronics — and Zenith's target for leadership in the 80's. Join us now in our advance to the leading edge of this dynamic industry as we bring our CED (capacitive electronic disc) player system into full production during the next 18 months.

Right now we're staffing every phase of this highly charged new venture. Exceptional opportunities with front line potential await innovative, enthusiastic professionals for management and staff functions in the following areas:

ELECTRONIC DESIGN

- Video/Audio Engineers
- Servo Mechanism/Power Supply Engineers
- R.F. Engineer
- Electronic Technicians

MICROPROCESSOR DESIGN

- Hardware Engineer
- Software Engineer

MECHANICAL DESIGN

- Mechanism Engineers
- Materials Engineer
- Tooling Engineer
- Designers

SYSTEM ENGINEERING

- Product Engineers
- Resident Engineer (Paris, Ill.)
- PC Board Technician
- Product Qualification Technician
- Manufacturability Engineer
- Program Scheduler-Planner
- Reliability/Maintainability Engineer

There couldn't be a better time to join Zenith. As one of the early explorers of videodisc players, our expansion into this industry is natural and well founded. And videodisc players represent only one of the many new product areas being pursued through aggressive R&D programs at our Glenview Corporate Headquarters (suburban Chicago).

People who take advantage of this unique opportunity will find stimulation, challenge and creative satisfaction through direct personal impact on the development of this technology.

To find out more about videodisc technology at Zenith, write for our fact sheet. To find out more about where you fit in, CALL NOW (or at any time). Our "VIDEODISC HOTLINE" is open 24 hours a day. Please leave your name, phone number and a convenient time for one of our Videodisc Specialists to contact you:

24-HOUR VIDEODISC HOTLINE 800/621-0660

Or send resume in confidence to: Sandy Kolar



Radio Corporation

®

Dept. E / 1000 Milwaukee Ave. / Glenview, IL 60025

An Equal Opportunity Employer m/f

DON'T MISS THE CHALLENGE!

A growing company is the best place to find the opportunity for career advancement and Datapoint has grown into a company of over 5,900 people in just twelve years. But while that is a good demonstration of opportunity, Challenge is what makes Datapoint the place to be in Texas. We are not riding on our past or following someone else's lead. We've planned a path into the future with new ideas and a strong momentum. Join in the Challenge of bringing it all about. If you have a background in any of the following areas we would like to hear from you.

PRINTED WIRING DESIGNER

Must be familiar with layout procedures and be able to take logic diagrams and convert them into finished artwork.

SENIOR DESIGNER

Must have 4 years experience in electromechanical design involving sheet metal, casting, plastics and structural forms.

FACILITIES PLANNING ENGINEER

Must have degree with 5 years experience directly related to facilities/manufacturing support. Experience in planning and implementation. Strong emphasis on project management.

COMPONENT ENGINEER

Requires 5 years experience in the test and evaluation of complex semi-conductor components, preparing specifications, reliability and failure mode analysis, and vendor negotiations. Automated test equipment experience required.

ANALOG DESIGN ENGINEERS

Must have interest in analog or power supply circuits or strong analog background including low level amplifiers or any disk experience. Would consider new graduate but prefer 5 years experience.

DESIGN ENGINEER

Seeking engineers at all levels interested in development of micro processor based hardware utilizing the latest technologies.

SYSTEMS ENGINEER

Hardware and/or software systems development engineers with advanced computer architecture and technology experience. BS or MS plus 5 years experience desired.

DIAGNOSTIC CERTIFICATION ENGINEER

BSEE with software experience or BSCS with hardware experience or equivalent. Contemporary knowledge of computer diagnostic techniques.

For more information send your resume to: Personnel Manager/14, Datapoint Corporation, 9725 Datapoint Drive, MS P-02, San Antonio, Texas 78284.

We are an equal opportunity employer m/f.



S.W. & SUNBELT

- System EE's
- Design EE's
- Product EE's
- Software
- Design ME's
- Communications

\$20,000 to \$50,000
100% Fee Paid

Specializing in placing technical people with data acquisition and peripheral equipment manufacturers located across southern U.S. Send complete resume, salary history and geographic preferences to:

J. Robert Thompson Companies, Inc.



Management & Employment Consultants
2200 West Loop South, Suite 800
Houston, Texas 77027 713/627-1940

SOUTH & SOUTHWEST POSITIONS

Engineering and Management positions throughout the South, Southwest and U.S. Many of the best openings are never advertised by companies. We have hundreds of these openings in the \$20 to \$50K range. Companies pay all expenses. We specialize in the electronics, aerospace & high technology industries. EE's, ME's, etc.

Submit resume in confidence stating current salary and geographical preferences or call:
Bob Hogue, P.E.
Sr. Member, IEEE

SouthWest Technical
personnel consultants

P.O. BOX 33070

SAN ANTONIO, TEXAS 78233

(512) 658-3525

Company responses also invited

VLSI Research At General Electric Research and Development Center

As part of a major Company thrust in electronics, General Electric's Research and Development Center is mounting a new program in advanced VLSI R&D. This program will establish a leadership position in VLSI device research and support the explosive growth of IC applications in the General Electric Company.

The R&D Center—one of the world's leading laboratories linking basic research to applications—has further openings for innovative talent. Not only is this an opportunity to work with a top interdisciplinary team in superb facilities, but our upstate New York location offers unusual recreational, cultural, and cost-of-living advantages.

We have immediate openings for people with appropriate degrees/experience in the following areas:

- Device Physics
- Silicon Process Development
- n Channel
- Bulk CMOS
- CMOS/SOS
- VLSI Design
- VLSI Architecture
- Analog Design
- CCD Design

Investigate excellent salaries, benefits, and growth prospects by sending your confidential resume to: Mr. Neff T. Dietrich, University Relations and Recruiting, General Electric Research and Development Center, Ref. 78J, P.O. Box 8, Schenectady, NY 12301. Or call COLLECT (518) 385-8322.

GENERAL  **ELECTRIC**

An equal opportunity employer, m/f/h

KEITHLEY

DIRECTOR OF MANUFACTURING KEITHLEY INSTRUMENTS, INC.

We are a state-of-the-art electronics instrumentation company, proud of our established international reputation for the quality and price/performance level of our measurement instruments. Sales and earnings have tripled over the past 3 years and we intend to sustain this dynamic growth through new product introductions, productivity improvement and effective asset management with special emphasis on human resources development.

A Director of Manufacturing must be added to our corporate management team. Responsibilities include planning, policy setting and supervision of all instrument manufacturing functions including materials management, manufacturing engineering, production and quality, as well as participation in corporate planning and decision making.

Requirements are at least 5 years experience in a general management position responsible for electronics manufacturing; working knowledge of electronic manufacturing processes and functions; experience in multi-plant operation with new product introductions. An engineering degree is necessary; and E.E., preferred.

Located in a suburban community 30 miles southeast of Cleveland with extensive cultural, recreational, educational and rural activity only minutes away, we offer a very attractive salary and benefit package.

Interested and meet these requirements? Send your resume and salary requirements and you will hear from us within 3 weeks. Contact:

Mark Frohman
Vice President, Human Resources

Keithley Instruments, Inc.
28775 Aurora Road
Cleveland, Ohio 44139

Human
Resources
(216) 248-0400

Equal Opportunity Employer M/F/H

CABLE TV TECHNICAL PERSONNEL MANAGER—SYSTEM ENGINEERING MANAGER—TECHNICAL OPERATIONS

Each of the above: Background in RF communications systems. BSEE and 1st Class FCC license desirable. Strong supervisory skills essential. Midwest locations.

FIELD ENGINEER

BSEE required. 1st Class FCC license desirable. Knowledge of RF transmission and modulation techniques. Experienced in troubleshooting and repairing electronic equipment. Travel required. Headquartered: Schenectady, N.Y.

All above positions: Salary commensurate with experience. All replies confidential. Send resume to:

GENERAL ELECTRIC CABLEVISION CORP.
Attn: Ms. H. A. Slosek, Employee Relations Office
1400 Balltown Road, Schenectady, N.Y. 12309

An Equal Opportunity Employer M/F

Engineers/look without being seen.

Explore your potential.
Seek out new opportunities.
All in the strictest of
confidence.

Send name and home phone number.
We'll contact you at home.

DIRECTOR OF
PROFESSIONAL RECRUITMENT
Baxter Reynolds

PERSONNEL CONSULTANTS
179 Allyn Street, Hartford, Ct. 06103
(203) 241-0200

Experienced professionals
are presently sought in the following fields:

- Circuit design
- Microprocessor
- CAD/CAM
- Microwave
- Instrumentation
- Software

Salaries \$24K to \$52K
plus bonus in certain slots.

FACULTY POSITIONS VACANT

Faculty and Research Staff Positions—Massachusetts Institute of Technology—The Department of Electrical Engineering and Computer Science at M.I.T. seeks candidates for faculty and research staff positions starting in September 1981. Assistant Professor and/or Research Associate appointments are available, in the areas described below, for individuals who are completing or who have recently completed a doctorate. Faculty duties include teaching at both the graduate and undergraduate levels, research, and supervision of these. Research staff duties are primarily in research, with opportunities for teaching or thesis supervision when appropriate. Integrated Circuit/System Technology and Design—As part of an expanding M.I.T. program in semiconductor devices and integrated circuits, a new faculty or research staff member will be expected to become a collaborative member of one or more existing programs in such areas as semiconductor device fabrication; characterization and modeling of submicrometer structures and devices; physical device limitations; design technologies for devices and integrated circuits; or novel devices, integrated circuits and integrated systems. Prior industrial experience will be helpful. Applicants should have an interest in working with groups at M.I.T. that seek to develop integrated circuits and systems for a wide range of disciplines, such as computer technology, signal and image processing, biomedical engineering and communications, and should be interested in developing relationships with industrial organizations. Computer Systems—As part of a continuing effort in computer systems, a new faculty or research staff member would be expected to conduct experimental research in such topics as distributed systems, linguistic primitives for distributed applications, and networks of personal computers, with attention to such issues as robustness, authenticity and atomicity. Robotics and Artificial Intelligence—In view of current national needs and technological opportunities, we seek to expand our faculty and research staff in robotics, productivity technology, and related aspects of artificial intelligence. Included are such research areas as teleoperators

FACULTY POSITIONS VACANT

and manipulator design and control, innovative mechanical hand and sensor design, spatial reasoning, force exploitation, commonsense reasoning, and learning. Candidates should write to the address below, describing their professional interests and goals and indicating for which of the above positions they are applying. All applications should include a curriculum vitae and the names and addresses of three or more references. Additional material describing the applicant's work, such as papers or technical reports, would also be helpful. All candidates should indicate citizenship, and, in the case of non-US citizens, describe their visa status. Although primarily interested in junior appointments in the areas described above, we will also consider exceptionally strong candidates with more experience or with interests in other fields of electrical engineering and computer science. Opportunities for such appointments are very limited. Individuals wishing to be considered in this category should so state and should arrange to have three letters of recommendation sent directly to the address below. (Applications in this category will not be considered until three letters of recommendation are in hand.) Send all applications to: Prof. F.C. Henne, Room 38-435, Massachusetts Institute of Technology, Cambridge, MA 02139. M.I.T. is an equal opportunity/affirmative action employer.



Schlumberger is committed to finding new energy reserves through the advancement of measurement technology in oil & gas wells. Our engineering group in Houston has need for:


SCIENTIST/ENGINEERS

with Ph.D. or M.S. in EE, Physics, Applied Math, or Computer Science capable of advancing the state of the art in these areas:

- Digital & analog circuit design
- Microwave measurements
- Electromagnetics
- Nuclear instrumentation
- Nuclear and acoustic modeling
- Signal processing
- Software development
- Reliability engineering
- Computer-aided design (CAD)
- Microprocessor applications

SEND RESUME TO:

Michele Leforestier
 Manager of Personnel—Engineering
 Schlumberger Well Services
 P.O. Box 2175
 Houston, Texas 77001



We are an Equal Opportunity Employer M F

**ENGINEERS
& SCIENTISTS**
BS...MS...PhD

1980
**A BIG YEAR
FOR MRC,**
**A BIG
OPPORTUNITY
FOR YOU**

■ Early in the year, Dr. Sheldon Weinig, President of Materials Research Corporation, receives the semiconductor industry's 1980 "Semmy" Award for contributions to the development of high purity, finely characterized materials for electronics.

■ At mid-year, MRC introduces the Waferline Sputtering Machine, an entirely new concept in error-free wafer processing that is expected to be the next-generation standard for the industry.

■ Today, MRC offers engineers & scientists exciting future-oriented opportunities to join the leader in thin-film technology at a time of momentous technological advancement. You'll work with ultra-high-purity metals and a challenging variety of other materials, developing silicon and hybrid devices, plasma etch systems, computerized sputtering systems, and other advanced-technology products. Assignment will be to one of our five Rockland County facilities.

Salaries will be fully competitive and we provide excellent benefits, including Major Medical, Dental and Hospitalization, tuition reimbursement and more. Learn about the professional rewards of joining the MRC team by sending your resume with salary history to our Personnel Director at the address below.

*The more industry demands
from thin film technology...
the more MRC needs you.*

**Materials Research
Corporation**

Route 303, Orangeburg, N.Y. 10962

An Equal Opportunity Employer M/F



**NEW ENGLAND
POSITION OPENINGS**

Client companies with numerous openings in the electronics/computer manufacturing industry. Require product development, firmware and systems engineers, programmers, analysts, data communications specialists and marketing personnel. Candidates with appropriate experience phone collect or send resumes in confidence to:

**W. Garner Bee
C.O.S.T. Inc.**

212 Worcester Rd., Wellesley, MA 02181
617-237-1247



NRL

ELECTRONICS ENGINEER

**GS-13 (\$32,048-\$41,660) p.a.
Commensurate with Qualifications**

The NAVAL RESEARCH LABORATORY is recruiting an Electronics Engineer to work in the Balloon-Borne Gamma Ray Astrophysics Section of the SPACE SCIENCE DIVISION. The Selectee will have responsibility for the design and development of electronic systems for balloon, rocket or satellite experiments. Areas of research are new x-ray and gamma-ray detection systems, utilizing balloon platforms and NASA's Gamma Ray Observatory (GRO) satellite. Selectee will be responsible for the electronic system definition of the O. 1-10 MeV Gamma-Ray Experiment of the GRO mission.

This is a Civil Service position with all normal fringe benefits. Interested applicants should submit a Standard Form 171, Personal Qualifications Statement or detailed resume by 19 November 1980 to:

**Naval Research Laboratory
Civilian Personnel Office
Attention: 41-042-11 E
4555 Overlook Avenue, S.W.
Washington, D.C. 20375**

An Equal Opportunity Employer

U.S. Citizenship Required



ELECTRONICS ENGINEERS

Excellent career opportunities currently exist for entry level and senior Electronics Engineers at the Corporate Research Center of Carrier Corporation in Syracuse, New York, located in close proximity to the Finger Lake and Adirondack Mountain Regions. The Research Division pioneers in environmental control and energy systems and provides a unique environment for professional growth.

Candidates should have a BSEE/MSEE with a strong background in microprocessor—or minicomputer—based instrumentation and circuit design. Project responsibilities may include prototype controls, specialized test equipment, high speed data acquisition systems and new electronics technology.

We offer a salary commensurate with your qualifications, excellent benefits and room to grow with the leader in our industry.

Please submit resume in complete confidence to:




**Carrier
Corporation**

**Research
Division**

Mr. A. Bruce Buchholz
Employment Representative
Carrier Corporation
Research Division
Carrier Parkway
P.O. Box 4808
Syracuse, New York 13221
An Equal Opportunity Employer

ADAC	50	Digital Equipment Corporation	198,199	C. Itoh	240
Advanced Micro Devices	10,11	Digitran Company	191	ITT Cannon Electric	194,195
■ AEG Telefunken	95	Disc Instruments	150	• ITT Capacitors	22E
• AFGA Gevaert	6E	Distributed Computer Systems	220	• Iwatsu Electric Company, Ltd.	20E
• Altos Computer Systems	5E	Dolch Logic Instruments	215	■ Keystone Electronics	281
American Microsystems, Inc.	45,70,71	DuPont Company, Vexrel Solder Mask	217	■ Krohn-Hite Corporation	7
American Telephone & Telegraph	253	East Kilbride Development Corporation	96	⚡ Leader Instruments Corporation	201
■ AMP, Inc.	164,165	• Eaton Corporation, Cutler Hammer	205	Lexidata Corporation	178
Ampex DpD	279	• EDCIS	25E	Logical Solutions, Inc.	186
Amphenol North America	207	EG&G Reticon	99	Lomac Corporation	161
Amplifier Research	80	Electronic Arrays	35	• LTX	166,167
A.P. Products	104	■ Electronic Navigation Industries	3C,6	Magtrol	208
• A.P.E.M.	17E	■ Electro Scientific Industries	233	MDS Systems, Inc.	258
Aramco Services Company	241-243	Elfab	112	■ Memodyne Corporation	238
Astro-Med	230	■ Equipto Electronic Corporation	206	Microsoft	38
• Avantek	43	■ Erie Technological Products	48	■ Microswitch Division of Honeywell	105
• Avo, Ltd.	60	Fairchild Semiconductor	66,67	■ Miller-Stephenson Chemical Company, Inc.	52,53
Bausch & Lomb Scientific Optical Products	184,185,208	■ First Computer Corporation	15	Minato Electronics, Inc.	256
⚡ Beckman Instruments AEPD	187	John Fluke Manufacturing Company	25,27	■ Mini-Circuits Laboratory	5
■ F.W. Bell, Inc.	192	⚡ Fujitsu America, Inc.	61	3M Company, Electronics Division	237
■ Bendix Electrical Components	229	• Fujitsu, Ltd.	31E	Mitel Semiconductor, Inc.	92
■ Bourns, Inc.	4C	⚡ General Electric Instrument Rental	172,173	Monolithics Memories	36,37
Brand Rex	174,175	General Instrument	171	Mormac Microtechnology, Inc.	251
Buehler Products, Inc.	252	General Instrument Microelectronics	91	Morrow Designs	196,197
CalComp Graphic	32	■ GenRad	245	Mos Technology, Inc.	222,223
Calma	108,109	Gould, Inc., Bionation Division	30,31	Mostek Corporation	17
Cambion	216	Gould, Inc., Foil Division	235	Motorola, Inc., Component Products	129
The Carborundum Company	200	Gould, Inc., Instruments Division	72,252	Motorola Semiconductor Products	106,107
Ceramaseal, Inc.	190	■ Grayhill, Inc.	79	• Neohm SPA	221
Cherry Commercial Fasteners	231	Harris Semiconductor	82,83	New Long Seimitsu Kogyo Company, Ltd.	214
■ Cherry Electrical Products	13	■ Hewlett Packard	2C,1,2,28,29,88,97	New York State Department of Commerce	257
Christie Electric	236	⚡ Hitachi America, Ltd.	166,167	⚡ Nichicon America Corporation	193
• Citel	18E	Hughes Aircraft Company, Solid State Products	132	⚡ Nicolet Instrument Corporation	182,183
Computer Automation, Inc., IPD	65	Hysol	75	⚡ Nikkel Electronics	60
Computer Automation, Inc., NMD	81	• Inland International, Inc.	16E	Nippon Electric Company, Ltd.	68,69
⚡ CTS Corporation/Berne Division	209	Intel-Magnetics	18,19	• Norma Mebtechnik GmbH	27E
Cybernetic Micro Systems	78	Intel OMS	177	⚡ State of North Carolina	190
Data General Corporation	158	Interdesign, Inc.	250	• Novotechnik KG	205
Data I/O Corporation	239	• Interface Technology	4E	• Olivetti Technoet	201
Datametrics, Inc.	220	Interail	58,59	Osborne & Associates, Inc.	224
Data Systems Design, Inc.	180,181	Ion Physics Company	236	Paratronics, Inc.	54
⚡ Deltron, Inc.	12	Iskra Commerce Marketing	77	• Phillips Elcoma Market Promotion	23E
■ Dialight	225	• Italtel/SIT	187	• Phillips T & M	3E,19E



NEW LIFE FOR ANALOG RECORDERS IN A DIGITAL ENVIRONMENT

Ampex calls it the *M² Digital Encode/Decode Unit*. You'll call it the most cost-effective modem you've ever seen for high density digital multi-channel transmission applications.

Used in conjunction with an analog instrumentation recorder, the Ampex *M² Encode/Decode Unit* gives you a digital capability of 5 megabits/second at 120 ips, working in Biphase-L, Miller or *M²* codes. And you can get as many as 10 channels of record/playback in a package only 5¼ inches high by 19 inches wide.

The built-in test option functions as an error counter with a digital readout to diagnose input rates, and it also serves as both a tape and a total system certification system, displaying number of errors in either 10^6 or 10^8 bits. It can also be used as a frequency counter.

Use this unique unit as a digital recording front end, as a self-standing modem on wideband telephone and a signal circuits, or as a multichannel diagnostic adjunct. Power supply is 115/220V, 47 to 400 Hz, and price ranges from about \$6,000 to \$12,000 depending upon channel count and installed options.

Rene Chikhani can provide complete technical and performance specifications, and he'll work with you on custom system applications. Call Rene at 415-367-2758, or write to him at Ampex Data Systems, 401 Broadway, Redwood City, California 94063.

AMPEX

Circle 264 on reader service card

Yes! There is a Stator Yoke for 110° CRT's!

The Syntronic *Data 110* Stator Core Yoke will produce clean, clear dot/matrix or stroke-written characters anywhere on a 110° CRT . . . over 6000 of them on a 15" diag. screen.

This is achieved using a precision-tooled ferrite stator core, built-in geometry correction, complementary coil turns distribution, and interlocking components for repeatability in volume production.

If a saddle yoke doesn't do the job . . . evaluate the *Data 110* Yoke. Ask for Bulletin # 033.



Data 110 Stator Yoke

syntronic

Syntronic Instruments, Inc.
100 Industrial Road
Addison, IL 60101
Phone: (312) 543-6444

Circle 130 on reader service card 279

Whatever your need in VHF Monolithic Crystal Filters...



check out PTI!

Need low phase noise?

PTI can deliver state-of-the-art performance.

Need high attenuation?

PTI can deliver 60 dB or better in an ultraminiature package.

Need top IM performance?

PTI can deliver. We know what can and can't be done.

Need small size?

PTI can deliver four-pole filters in an F (HC-18 size) package. Two-poles in our new ultraminiature A package. Resistance-welded, too.

Need low cost?

PTI can deliver standard VHF models from 30 to 180 MHz including new models at 45 MHz. Plus, the widest selection of HF monolithics around — from 5 MHz and up.

Need something special?

PTI can deliver custom monolithic filters to your production requirements.

For these and any other monolithic needs, drop us a line. We'll respond in a jiff!

PTI

Piezo Technology Inc.

P.O. Box 7859 • Orlando, FL 32804
(305) 298-2000 • TWX 810-850-4136

The standard in monolithic
crystal filters.

■ Philips TMI	221	Tektronix—IDD/GCS	22,23
■ Piezo Technology	280	Texas Instruments, Inc., Digital Systems Division	47
Plantronics Zehntel	20,21	Texas Instruments Semiconductor	86,87
• Plessey Microsystems	2E	Textool Products	8
Practical Automation	192	• Thomson CSF/DSC	10E, 11E, 13E
■ Precision Filters	218,219	Three Phoenix Company	282
Precision Monolithics	110,111	Triad Ultrad	204
• Presh Vertriebesges mbH	193	• Trio Kenwood Corporation	28E,29E
■ Projects Unlimited	248	Triple I, Inc.	208
• Racal Dana Instruments, Ltd.	30E	TRW Cinch Connectors	249
• Racal Recorders	191	■ TRW Electric Components	162,163
■ Radio Research Instrument Company	216	TRW Optron	14
RCA Corporation Lancaster	62	Union Carbide Corporation	227
RCA Solid State	51	‡ US Instrument Rentals	43
RAC Reliability Analysis Center	281	Unitrade Corporation	202,203
RFL Industries, Inc.	189	■ Vactec, Inc.	170
• Rhopoint	18E	Wafios Maschinenfabrik Reutlingen	252
Robinson Nugent, Inc.	168	■ Wavetek Indiana	149
Rockwell International	100	Weckesser Company, Inc.	248
Ernst Roederstein GmbH	254	Mark Williams Company	9
• Rohde & Schwarz	1E,21E,32E	Zilog	84,85
Scientific Systems Laboratories	206		
Scottish Development Agency	212,213		
S.D.S.A.	26		
Seitz SA	188		
■ Semiconductor Circuits	49		
• SEPA S.p.A.	26E		
• Siernice	24E		
• SGS Ates	15E		
Sharp Corporation	232		
• Siemens AG	9E		
• Solartron, Ltd.	162,163,182,183		
■ Spectrol Electronics	246		
■ Spectronics	101		
■ Steckpole	16,244		
Synertek	57		
■ Syntronic Instruments, Inc.	96		
Tadiran	179		
T&B/Ansley Corporation	210,211		
• TEAC Corporation	209		
Techmashezport	97,228		
Tecnetics	94		
Tektronix	103		

Classified and employment advertising

F. J. Eberle, Manager 212-997-2557

Allen-Bredley	262
Bendix Aerospace	267
Baxter Reynolds	279
Career Assoc., Inc.	259
Carrier Corp.	277
Corporate Personnel Consultants	268
Cost, Inc.	276
Coulter Electronics	268
Cray Labs	266
Data Point	272
Engelhard Industries	266
General Electric Cable Vision	274
G.E. Research & Development Center	273
Glenn English Agency	260
GTE Automatic Electric Labs	261
Hughes Aircraft Co.	269
Keithly Instruments Inc.	274
Key Search	260
Materials Research Testing	276
Mod Comp	264
National Personnel Consultants Inc.	259
Naval Research Laboratory	277
Recruiters of Texas	259
Riddick Associates	259
Rochester Univ.	260
Schlumberger Well Services	275
Southwest Research Institute	263
Southwest Technical	272
Storage Technology Corp.	264
J. Robert Thompson	260,272
Tri-State	266
TWT Assoc., Inc.	260
Varo Inc.	266
Vought Co.	265
Zenith Radio Corp.	270,271

■ For more information of complete product line see advertisement in the latest Electronics Buyers Guide
• Advertisers in Electronics International
‡ Advertisers in Electronics domestic edition

7 Major Routes to Reliability, Provided by the RAC

- System Reliability and Maintainability Consulting Services
- Customized Data Searches
- Semiconductor Device Reliability Databooks
 - Digital Data
 - Linear/Interface Data
 - Memory/LSI Data
 - Hybrid Circuit Data
 - Transistor/Diode Data
- Reliable Equipment Design Guidelines
 - Design Reliability Handbook
 - Microcircuit Reliability Bibliography
- Tutorial Reliability Courses
- Annual Electrostatic Discharge Symposium
- Periodic Reliability Seminars

RAC Reliability Analysis Center
 RADC/RBRAC, Griffiss AFB, NY 13441

Phone 315-330-4151, Autovon 587-4151

*RAC is a DoD Information Analysis Center
 Operated by IIT Research Institute*

Circle 274 on reader service card

**if you need service
 on your subscription
 Call (609) 448-8110***

Electronics

*Do you want to change your
 address?*


Have you missed an issue?

Was your copy damaged?

*Your service representative can offer immediate help.
 9 A.M.-4 P.M. EST.



TRANSISTOR SOCKETS




NEWLY DESIGNED SNAP-IN SOCKETS FOR TO-3 & TO-66



The most complete line of transistor sockets and mica insulators in the industry. Our sockets are designed for the TO-3 and TO-66 transistors. Available from stock. Introducing our latest design in printed circuit sockets plus an extensive line of snap-in sockets. Sockets are available in the latest UL approved materials.

NEW FREE CATALOG ON REQUEST
KEYSTONE
 ELECTRONICS CORP.
 TWX 710-581-2861 CABLE-KEYELCO
 49 BLEECKER STREET, NEW YORK, N.Y. 10012 212-475-4600

Circle 262 on reader service card 281



Don't Waste Your Money Testing Disks or Boards

Inefficient test systems are terribly wasteful. Avoiding the waste in time and money is not easy. For a test system to be of real value . . . cost efficient . . . highly productive, it must be simple to operate, fast, versatile, thorough, and reliable. It must provide procedures for the most unique applications. We have built our reputation building these kinds of systems. Building systems that test rigid disks, floppys, and logic boards is our full time business. It's the only way to do it. We have the research, the engineering, and the production facilities. We have the experience. At THREE PHOENIX COMPANY we have what it takes to get rid of the waste in the testing of your disks and populated logic boards.

Avoid the waste, contact us, today: (602) 242-6300
21639 N. 14th Avenue, Phoenix, Arizona 85027 USA



THREE PHOENIX COMPANY
Test Systems Builders for the Computer Industry



Circle 263 on reader service card

NEW 1980 Electronics Buyers' Guide

The only book of its kind in the field. If you haven't got it, you're not in the market.

To insure prompt delivery enclose your check with this coupon.

Yes, please send me _____ copies of 1980 EBG.

I've enclosed \$30 per copy delivered in USA or Canada. Address: EBG, 1221 Avenue of the Americas, New York, N.Y. 10020.

I've enclosed \$52 for air delivery elsewhere. Address: EBG, Shoppenhangers Road, Maidenhead, Berkshire S16, 2Q1 England.

Name _____

Company _____

Street _____

City _____

State _____ Zip _____ Country _____

Advertising Sales Staff

Advertising sales manager: Norman Rosen
3200 Wilshire Blvd., South Tower
Los Angeles Calif. 90010 [213] 487-1160

Market managers:

Components: William Boyle, Rochester, N.Y.
Computers & Peripherals: Frank Mitchell, Boston
Test & Measurement: Don Farris, San Francisco
Semiconductors: Norman Rosen, Los Angeles

Atlanta, Ga. 30309: Peter Stien
100 Colony Square, 1175 Peachtree St., N.E.
[404] 892-2868

Boston, Mass. 02118: Frank Mitchell
Paul F. McPherson, Jr.
607 Boylston St., [617] 262-1160

Cleveland, Ohio 44113: William J. Boyle
[716] 248-5620

Fort Lauderdale, Fla. 33308: Peter Stien
3000 N.E. 30th Place, Suite #400
[305] 563-9111

New York, N.Y. 10020
1221 Avenue of the Americas
John Gallie [212] 997-3616
Matthew T. Reseska [212] 997-3617

Philadelphia, Pa. 19102: Matthew T. Reseska
Three Parkway, [212] 997-3617

Pittsburgh, Pa. 15222: Matthew T. Reseska
4 Gateway Center, [212] 997-3617

Rochester, N.Y. 14534: William J. Boyle
Powder Mill Office Park, 1163 Pittsford-Victor Rd.,
Pittsford, N.Y. 14534 [716] 248-5620

Chicago, Ill. 60611
645 North Michigan Avenue
Jack Anderson [312] 751-3739
Robert M. Denmead [312] 751-3738
Southfield, Michigan 48075: Jack Anderson
4000 Town Center, Suite 770, Tower 2
[313] 352-9760

Dallas, Texas 75201: John J. Uphues
2001 Bryan Tower, Suite 1070
[214] 742-1747

Denver, Colo. 80203: Harry B. Doyle, Jr.
655 Broadway, Suite 325
[303] 825-6731

Houston, Texas 77002: John J. Uphues
601 Jefferson Street, Dresser Tower
[713] 659-8381

Los Angeles, Calif. 90010: Chuck Crowe
3200 Wilshire Blvd., South Tower
[213] 487-1160

Costa Mesa, Calif. 92626: Edward E. Callahan
3001 Red Hill Ave. Bldg. #1 Suite 222
[714] 557-6292

San Francisco, Calif. 94111: Don Farris,
Larry Goldstein, 425 Battery Street,
[415] 362-4600

Paris: Michael Sales
17 Rue-Georges Bizet, 75116 Paris, France
Tel: 720-18-80

United Kingdom: Simon Smith
34 Dover Street, London W1
Tel: 01-493-1451

Scandinavia: Andrew Karnig and Assoc.
and Simon Smith
Kungsholmsgatan 10
112 27 Stockholm, Sweden
Tel: 08-51-68-70 Telex: 179-51

Milan: Ferruccio Silvera
1 via Baracchini, Italy
Tel: 86-90-656

Brussels:
23 Chaussee de Wavre
Brussels 1040, Belgium
Tel: 513-73-95

Frankfurt / Main: Fritz Krusebecker
Liebigstrasse 27c, Germany
Tel: 72-01-81

Tokyo: Akio Saijo and Hirokazu Nakamura
McGraw-Hill Publications Overseas Corporation,
Kasumigaseki Building 2-5, 3-chome,
Kasumigaseki, Chiyoda-Ku, Tokyo, Japan
[581] 9811

Business Department

Thomas M. Egan
Production Director
[212] 997-3140

Carol Gallagher
Production Manager
[212] 997-2045

Betty Preis
Production Manager Domestic
[212] 997-2908

Thomas Kazich
Production Manager Related Products
[212] 997-2044

Karen Walpole
Production Assistant
[212] 997-2843

Frances Vallone
Reader Service Manager
[212] 997-6057

Electronics Buyers' Guide

H.T. Howland, General Manager
[212] 997-6642

Regina Hera, Directory Manager
[212] 997-2544

Classified and Employment Advertising

Frank Eberle, Manager
[212] 997-2557

Never before... 200 watts of RF power with incredible versatility.

Now there's a completely solid state power amplifier that provides 200 watts of linear power over a frequency range from 250 kHz to 120 MHz. And at 175 watts, the range extends to 150 MHz.

Imagine the wide range of applications you can cover with this single Class A linear unit. All you need is any standard signal or sweep generator and you have



3200 L spans 250 kHz to 150 MHz.

the ultimate in linear power for RFI/EMI testing, NMR, RF Transmission, and general laboratory applications.

And, like all ENI power amplifiers, the 3200 L features

unconditional stability, instantaneous failsafe provisions, and absolute protection from overloads and transients.

The 3200 L represents a breakthrough in RF power versatility and packaging. Never before has there been anything like it commercially available anywhere!

Contact us for a demonstration of the 3200 L and our complete catalog on the other amplifiers in our wide line. ENI, 3000 Winton Road South, Rochester, NY 14623. Call 716/473-6900, or Telex 97-8283 ENI ROC.

ENI

The advanced design line of RF power amplifiers

Circle 901 on reader service card

When You Need Fine Tuning...

Perform with Trimpot® multi-turn trimmers.

If you need precise adjustment and setting stability, we've got some beautiful music for you.

Trimpot multi-turn trimmers let you fine tune your circuit designs to perfection the first time. And, once they've been adjusted, you can depend upon them to stay on setting.

Square or rectangular, cermet or wirewound, Bourns has been the leader in multi-turn trimmer design for nearly three decades. Whether your needs are dictated by board space, element type, resistance tolerance, or other characteristics, there's a Trimpot multi-turn trimmer that's in tune with your circuit requirements.

For a flawless performance, specify Trimpot multi-turn trimmers from Bourns... the virtuoso in multi-turn trimmer design. Call your Bourns representative or distributor today for more information and your complete 94-page TR-1 trimmer catalog.

TRIMPOT DIVISION, 1200 Columbia Avenue, Riverside, CA 92507
Phone: 714 781-5320. TWX: 910 332-1252.

European Headquarters: Bourns AG, Zugerstrasse 74 6340 Baar, Switzerland.
Phone: 042 33 33 33. Telex 78722.



For Immediate Application—Circle 120 For Future Application—Circle 220