

December 1953

40 Cents

45c in Canada

QST

devoted entirely to

amateur radio




PUBLISHED BY THE AMERICAN RADIO RELAY LEAGUE

ULTRA COMPACT UNITS...OUNCER UNITS

HIGH FIDELITY . . . SMALL SIZE . . . FROM STOCK

UTC Ultra compact audio units are small and light in weight, ideally suited to remote amplifier and similar compact equipment. High fidelity is obtainable in all individual units, the frequency response being ± 2 DB from 30 to 20,000 cycles. True hum balancing coil structure combined with a high conductivity die cast outer case, effects good inductive shielding.

Type No.	Application	Primary Impedance	Secondary Impedance	List Price
A-10	Low impedance mike, pickup, or multiple line to grid	50, 125/150, 200/250, 333, 500/600 ohms	50 ohms	\$16.00
A-11	Low impedance mike, pickup, or line to 1 or 2 grids (multiple alloy shields for low hum pickup)	50, 200, 500	50,000 ohms	18.00
A-12	Low impedance mike, pickup, or multiple line to grids	50, 125/150, 200/250, 333, 500/600 ohms	80,000 ohms overall, in two sections	16.00
A-14	Dynamic microphone to one or two grids	30 ohms	50,000 ohms overall, in two sections	17.00
A-20	Mixing, mike, pickup, or multiple line to line	50, 125/150, 200/250, 333, 500/600 ohms	50, 125/150, 200/250, 333, 500/600 ohms	16.00
A-21	Mixing, low impedance mike, pickup, or line to line (multiple alloy shields for low hum pickup)	50, 200/250, 500/600	50, 200/250, 500/600	18.00
A-16	Single plate to single grid	15,000 ohms	60,000 ohms. 2:1 ratio	15.00
A-17	Single plate to single grid	As above	As above	17.00
A-18	Single plate to two grids. Split primary	15,000 ohms	80,000 ohms overall, 2.3:1 turn ratio	16.00
A-19	Single plate to two grids	8 MA 15,000 ohms	80,000 ohms overall, 2.3:1 turn ratio	19.00
A-24	Single plate to multiple line	15,000 ohms	50, 125/150, 200/250, 333, 500/600 ohms	16.00
A-25	Single plate to multiple line	15,000 ohms	50, 125/150, 200/250, 333, 500/600 ohms	17.00
A-26	Push pull low level plates to multiple line	30,000 ohms plate to plate	50, 125/150, 200/250, 333, 500/600 ohms	16.00
A-27	Crystal microphone to multiple line	100,000 ohms	50, 125/150, 200/250, 333, 500/600 ohms	16.00
A-30	Audio choke, 250 henrys @ 5 MA	6000 ohms D.C., 65 henrys @ 10 MA	1500 ohms D.C.	12.00
A-32	Filter choke	60 henrys @ 15 MA	2000 ohms D.C., 15 henrys @ 30 MA	500 ohms D.C. 10.00



TYPE A CASE
1 1/2" x 1 1/2" x 2" high

UTC OUNCER components represent the acme in compact quality transformers. These units, which weigh one ounce, are fully impregnated and sealed in a drawn aluminum housing $\frac{7}{8}$ " diameter...mounting opposite terminal board. High fidelity characteristics are provided, uniform from 40 to 15,000 cycles, except for O-14, O-15, and units carrying DC which are intended for voice frequencies from 150 to 4,000 cycles. Maximum level 0 DB.



OUNCER CASE

$\frac{7}{8}$ " Dia. x $1\frac{1}{2}$ " high

Type No.	Application	Pri. Imp.	Sec. Imp.	List Price
O-1	Mike, pickup or line to 1 grid	50, 200/250, 500/600	50,000	\$14.00
O-2	Mike, pickup or line to 2 grids	50, 200/250, 500/600	50,000	14.00
O-3	Dynamic mike to 1 grid	7.5/30	50,000	13.00
O-4	Single plate to 1 grid	15,000	60,000	11.00
O-5	Plate to grid, D.C. in Pri.	15,000	60,000	11.00
O-6	Single plate to 2 grids	15,000	95,000	13.00
O-7	Plate to 2 grids, D.C. in Pri.	15,000	95,000	13.00
O-8	Single plate to line	15,000	50, 200/250, 500/600	14.00
O-9	Plate to line, D.C. in Pri.	15,000	50, 200/250, 500/600	14.00
O-10	Push pull plates to line	30,000 ohms plate to plate	50, 200/250, 500/600	14.00
O-11	Crystal mike to line	50,000	50, 200/250, 500/600	14.00
O-12	Mixing and matching	50, 200/250	50, 200/250, 500/600	13.00
O-13	Reactor, 300 Hys.—no D.C.; 50 Hys.—3 MA. D.C.,		6000 ohms	10.00
O-14	50:1 mike or line to grid	200	1/2 megohm	14.00
O-15	10:1 single plate to grid	15,000	1 megohm	14.00

150 VARICK STREET

NEW YORK 13, N. Y.

EXPORT DIVISION: 13 EAST 40TH STREET, NEW YORK 16, N. Y.,

CABLES: "ARLAB"

CQ!

**Before Jan. 3,
nominate your
candidate for the**

1953 EDISON RADIO AMATEUR AWARD!



NOMINATING letters for this year's Edison Award must be postmarked not later than January 3, 1954, in order for a candidate to receive consideration by the judges.

If you have not yet nominated an amateur for the Award, and for the trophy, gift, and national acclaim that go with it—please do so now!


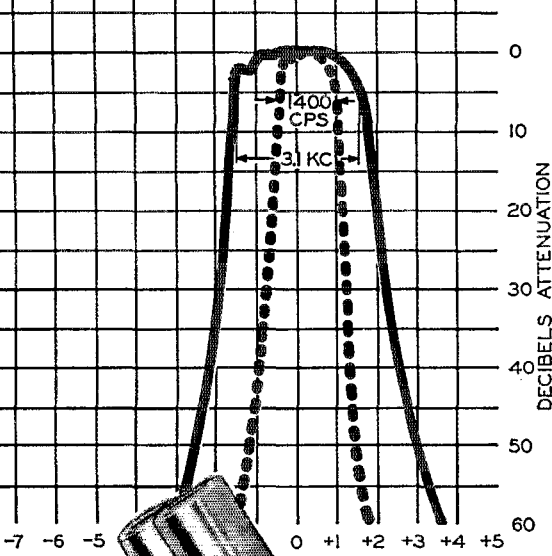
Terms of the 1953 Edison Award . . . the benefits it brings to the winner, also the person nominating him . . . what facts your letter should contain . . . all may be found in the announcement by General Electric that appeared on this page in September.

Mail your letter to *Edison Award Committee, Tube Department, General Electric Company, Schenectady 5, New York.*

GENERAL  **ELECTRIC**

166-1B12

Just plug it in



A Mechanical Filter for Your 75A-1!

IN A MATTER OF SECONDS your 75A-1 can be converted to incorporate the revolutionary new Collins mechanical filter! Just unplug the first 500 kc IF tube and plug in your choice of either the 1400 cycle or 3.1 kc unit. The 353C series plug-in adapter units for your 75A-1 will be available at your Collins distributor soon — contact him now for early delivery.

75A-2 OWNERS: Your Collins dealer now has 75A-2 mechanical filter conversion kits in stock. The 75A-2 kits are designed to be permanently wired into the set and include sockets for two plug-in mechanical filters. A type F455B-31 3.1 kc filter is included with each kit and a type F455B-08 800 cycle filter may be added at any time.

- Type 353C-14 Plug-in Adapter, complete with 1400 cycle filter for 75A-1.....\$ 75.00
- Type 353C-31 Plug-in Adapter, complete with 3.1 kc filter, for 75A-1.....\$ 75.00

- Mechanical Filter Conversion Kit for 75A-2, complete with F455B-31 3.1 kc Filter... \$ 80.00
- Factory conversion of 75A-2, including installation of mechanical filter kit, minor repairs, and realignment.....\$105.00

- Plug-in filters for converted 75A-2's and new 75A-3's:
 - F455B-08, 800 cycle.....\$ 55.00
 - F455B-31, 3.1 kc.....\$ 55.00
 - F455B-60, 6.0 kc (available now).....\$ 55.00

- Solder Terminal Filters:
 - F455A-08, 800 cycle.....\$ 55.00
 - F455A-31, 3.1 kc.....\$ 55.00
 - F455A-60, 6.0 kc.....\$ 55.00


NOTE: 353C-14 and 353C-31 Adapters incorporate 500 kc solder terminal filters; they are designed for the 75A-1 receiver and will not operate in the 75A-2 or 75A-3.

COLLINS RADIO COMPANY, Cedar Rapids, Iowa

11 W. 42nd St.
NEW YORK 36

1930 Hi-Line Drive
DALLAS 2

2700 W. Olive Ave.
BURBANK





DECEMBER 1953

VOLUME XXXVII • NUMBER 12

PUBLISHED, MONTHLY, AS ITS OFFICIAL ORGAN, BY THE AMERICAN RADIO RELAY LEAGUE, INC., AT WEST HARTFORD, CONN., U. S. A.; OFFICIAL ORGAN OF THE INTERNATIONAL AMATEUR RADIO UNION

STAFF

Editorial

A. L. BUDLONG, WIBUD
Editor

HAROLD M. McKEAN, WICEG
Managing Editor

GEORGE GRAMMER, WIDF
Technical Editor

DONALD H. MIX, WITS
BYRON GOODMAN, WIDX
Assistant Technical Editors

EDWARD P. TILTON, WIHQ
V.H.F. Editor

C. VERNON CHAMBERS, WJFQ
LEWIS G. McCOY, WIICP
Technical Assistants

ROD NEWKIRK, WIVMW
DX Editor

ELEANOR WILSON, WIQON
YL Editor

ANN B. FURR, WNIZIB
Production Assistant

WALTER E. BRADLEY, WIFWH
Technical Information Service

Advertising

LORENTZ A. MORROW, WIVG
Advertising Manager

EDGAR D. COLLINS
Advertising Assistant
Circulation

DAVID H. HOUGHTON
Circulation Manager

J. A. MOSKEY, WJMY
Assistant Circulation Manager

OFFICES

38 La Salle Road

West Hartford 7, Connecticut

TEL.: 3-6268 TWX: HF 88

Subscription rate in United States and Possessions, \$4.00 per year, postpaid; \$4.25 in the Dominion of Canada, \$5.00 in all other countries. Single copies, 40 cents. Foreign remittances should be by international postal or express money order or bank draft negotiable in the U. S. and for an equivalent amount in U. S. funds.

Entered as second-class matter May 29, 1914, at the post office at Hartford, Connecticut, under the Act of March 3, 1879. Acceptance for mailing at special rate of postage provided for in section 1102, Act of October 3, 1917, authorized September 9, 1922. Additional entry at Concord, N. H., authorized February 21, 1929, under the Act of February 28, 1925.

Copyright 1953 by the American Radio Relay League, Inc. Title registered at U. S. Patent Office. International copyright secured. All rights reserved. Quedan reservados todos los derechos. Printed in U. S. A.

INDEXED BY INDUSTRIAL ARTS INDEX

-CONTENTS-

TECHNICAL -

Operating the BC-696 in TV Fringe Areas John D. Ticen, W9UUV 22
So-o-o Big!..... 26
A Two-Control Multiband Transmitting Unit Hugh Herring, W3KMA 28
Filter Building Made Easy Charles L. Hansen, W0ASO 32
Transistor Circuitry.....Richard Clay, W9JRO/4 35
Some Notes on Improving Small-Receiver Performance Byron Goodman, WIDX 45

MOBILE -

A De Luxe 5-Band Mobile Transmitter Robert D. Leland, W8GBT 17
Remote Mobile-Antenna Resonating J. C. Picken, jr., K6DY, and B. A. Wambsganss, W6WOY 34

BEGINNER -

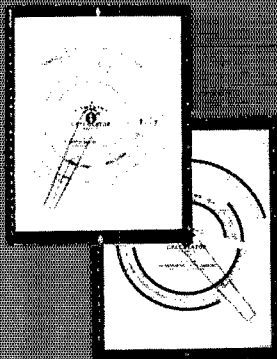
A 220-Mc. Station for the Beginner - Part III Edward P. Tilton, WIHQ, and Mason P. Southworth, W1VLH 39

OPERATING -

The Novice Round-up..... 44
Results, Seventeenth ARRL Field Day..... 48
DX Century Club Roster..... 70


FEATURE -

How Christmas Came to S. McSquegg Rod H. Newkirk, WIVMW 61
'It Seems to Us...' 15 I.A.R.U. News..... 66
Our Cover..... 16 How's DX?..... 67
Correspondence from Members. 56 Operating News..... 72
Hints & Kinks..... 57 With the AREC..... 74
He Makes What We Hams Use. 58 Station Activities..... 77
Quist Quiz..... 58 Silent Keys..... 118
New Apparatus..... 58 In QST 25 Years Ago..... 130
YL News and Views..... 59 United States Naval Reserve.. 142
On the TVI Front..... 62 Military Affiliate Radio System 144
World Above 50 Mc..... 63 QST Index for 1953..... 156



Quick and accurate answers with ARRL Lightning Calculators! Type A for problems involving frequency, inductance, capacity. Type B for resistance, voltage, current and power. \$1.25 each postpaid anywhere.


Internationally recognized, universally consulted. The all-purpose volume of radio. Packed with information useful to the amateur and professional alike. Written in a clear, concise manner, contains hundreds of photos, diagrams, charts and tables. \$3 U.S.A., \$3.50 U.S. Poss. and Canada, \$4 elsewhere



Tells what amateur radio is and how to get started in this fascinating hobby. Special emphasis is given to the needs of the Novice licensee, with three complete simple amateur stations featured. 50¢ everywhere




Active amateurs need these supplies: ARRL Logbook, 50¢ U.S.A., 60¢ elsewhere. Minilog, 30¢ U.S.A., 35¢ elsewhere. Radiogram blanks, 35¢ per pad postpaid. Message delivery cards, 4¢ each stamped, 2¢ each unstamped. Members' stationery, 100 sheets \$1.25, 250 sheets \$1.50, 500 sheets \$2.50 postpaid.





PUBLIC FOR NOVICES ON

No need to let your copies of QST rest in a disordered pile. A QST binder will keep them neat and orderly. Each holds a one-year file. \$2.50 (available in U.S. and Possessions only).




If you build equipment and operate an amateur radio station, you'll find this a mighty valuable book in your shack and workshop. More than 200 practical ideas plus a surplus conversion section. \$1.00 U.S.A. proper, \$1.25 elsewhere







Study guide and reference book, points the way toward the coveted amateur license. Complete with typical questions and answers to all of the FCC amateur exams — Novice, Technician, General and Extra Class. Continually kept up to date. *50¢ postpaid*




ARRL World Map. Printed in eight colors on heavy map paper with 267 countries clearly outlined. Continental boundaries, time zones, plainly marked. *\$2 postpaid anywhere.*



For those who find it difficult to master the code, this publication supplies the key to the problem. Designed to help the beginner overcome the main stumbling block to a ham license. Contains practice material for home study and classroom use. *50¢ postpaid*



Containing 16 chapters and profusely illustrated, the *Antenna Book* includes all necessary information on theory and operation of antennas for all amateur bands; simple doublets, multi-element arrays, rotaries, long wires, rhombics and others. *\$1 U.S.A., \$1.25 elsewhere*



A complete course of study for use with the *Radio Amateur's Handbook*, enables the student to learn the principles of radio by following the principle of "learning by doing." Applicable to individual home study or classroom use. *50¢ postpaid*

AMERICAN RADIO RELAY LEAGUE

West Hartford 7, Conn.

R
L
ATIONS

TIMERS,
ENGINEERS

Section Communications Managers of the ARRL Communications Department

Reports Invited. All amateurs, especially League members, are invited to report station activities on the first of each month (for preceding month) direct to the SCM, the administrative ARRL official elected by members in each Section. Radio club reports are also desired by SCMs for inclusion in QST. **All ARRL Field Organization appointments** are now available to qualified League members. These include ORS, OES, OPS, OO and OBS. Also, where vacancies exist SCMs desire applications for SEC, EC, RM, and PAM. In addition to station and leadership appointments for Members, *all amateurs* in the United States and Canada are invited to join the Amateur Radio Emergency Corps (ask for Form 7).

ATLANTIC DIVISION			
Eastern Pennsylvania	W3BIP	W. H. Wiand	P.O. Box 143
Maryland-Delaware-D. C.	W3EQK	Arthur W. Plummer	3804 Rexmere Road
Southern New Jersey	K2BG	Herbert C. Brooks	800 Lincoln Ave.
Western New York	W2SJV	Edward Graf	84 King St.
Western Pennsylvania	W3NCD	R. M. Heck	RFD 1
CENTRAL DIVISION			
Illinois*	W9YIX	George Schreiber	239 S. Scoville Ave.
Indiana	W9BKJ	George H. Grave	824 Home Ave.
Wisconsin	W9RQM	Reno W. Goetsch	929 S. 7th Ave.
DAKOTA DIVISION			
North Dakota	W0VKP	Everett E. Hill	1527 Fifth Ave., So.
South Dakota	W0ERN	J. W. Sikorski	1900 South Menlo Ave.
Minnesota	W0MXC	Charles M. Bove	1611 1/2 E. Lake St.
DELTA DIVISION			
Arkansas	W5LUX	Fred Ward	520 South Maple St.
Louisiana	W5GHF	Robert E. Barr	Box 446
Mississippi	W5OTD	Dr. A. R. Cortese	Box 326
Tennessee	W4CXY/WLG	Mark M. Bowelle	109 Dixie Lane
GREAT LAKES DIVISION			
Kentucky	W4TUT	Ivan C. Kelly	415 E. Mt. Vernon St.
Michigan	W8HKT	Fabjan T. McAllister	RFD 1, Box 368
Ohio	W8AJW	John E. Sringer	2972 Clague Rd.
HUDSON DIVISION			
Eastern New York	W2ILI	Stephen J. Neason	794 River St.
N. Y. C. & Long Island	W2YBT	Carleton L. Coleman	117 Harvard St.
Northern New Jersey	W2VQR	Lloyd H. Manamon	410 1/2 Fifth Ave.
MIDWEST DIVISION			
Iowa	W0IP	William G. Davis	3rd St.
Kansas	W0ICV	Earl N. Johnston	624 Roosevelt
Missouri	W0GBJ	Clarence L. Arundale	1048 South Jefferson Ave.
Nebraska	W0CBH	Floyd B. Campbell	203 W. 8th St.
NEW ENGLAND DIVISION			
Connecticut	W1HYF	Roger C. Amundsen	RFD 4
Maine	W1AFT	Bernard Seamon	73 Middle St.
Eastern Massachusetts	W1ALP	Frank L. Baker, jr.	91 Atlantic St.
Western Massachusetts	W1VYH	Roger E. Corey	67 West Allen Ridge Road
New Hampshire	W1GMH	Carroll A. Currier	1426 Belmont St.
Rhode Island	W1JBB	Merrill D. Randall	22 Annandale Road
Vermont	W1RNA	Robert L. Scott	108 Sias Ave.
NORTHWESTERN DIVISION			
Alaska	KL7NT	Glen Jefferson	938—3rd Ave.
Idaho	W7IWU	Alan K. Ross	2105 Irene St.
Montana	W7KGY	Edward G. Brown	621 Yellowstone Ave.
Oregon	W7BUS	John M. Carroll	P. O. Box 706
Washington	W7CZY	Laurence Sebring	Route 2, Box 384
PACIFIC DIVISION			
Hawaii	KH6KS	James E. Keeler	3459 Kahawalu Dr.
Nevada	W7JU	Ray T. Warner	539 Birch St.
Santa Clara Valley	W6LZL	Roy I. Couzin	16615 Englewood Ave.
East Bay	W6JZ	Ray H. Cornell	909 Curtis St.
San Francisco	W6JGC	Walter A. Buckley	36 Colonial Way
Sacramento Valley	W6JDN	Harold L. Lucero	1113 Elinore Ave.
San Joaquin Valley	W6GIW	Edward L. Bewley	421 East Olive St.
ROANOKE DIVISION			
North Carolina	W4DLX	J. C. Geaslen	1832 Logie Ave.
South Carolina	W4ANK	T. Hunter Wood	1702 North Rhett Ave.
Virginia	W4FF	H. Edgar Lindauer	Mason's Beach, Deale P. O.
West Virginia	W8PQQ	Albert H. Hix	1013 Belmont St.
ROCKY MOUNTAIN DIVISION			
Colorado	W0CDX	Karl Bruggeman	1945 Kearny St.
Utah	W7UTM	Floyd L. Hinchaw	165 East 4th, North
Wyoming	W7PKX	Wallace J. Ritter	P. O. Box 797
SOUTHEASTERN DIVISION			
Alabama*	W4S S	Jack D. Gray	610 First Ave.
Eastern Florida	W4FWZ	John W. Hollister	3809 Springfield Blvd.
Western Florida	W4MS	Edward J. Collins	1003 E. Blount St.
Georgia	W4ZD	James P. Born, jr.	25 First Ave., N.E.
West Indies (Cuba-P.R.-V.I.)	KF4DJ	William Werner	563 Ramon Llovett
Canal Zone	KZ5NM/W4QBS	Nelson W. Magner	Box 373
SOUTHWESTERN DIVISION			
Los Angeles	W6YVI	Howard C. Bellman	973 Mayo St.
Arizona	W7LVR	Albert Steinbrecher	Maple Road, RFD 5, Box 237
San Diego	W6FJH	Edgar M. Cameron, jr.	1450 So. Escondido Blvd.
Santa Barbara	W6IOX	Vincent J. Haggerty	1017 Indio Muerto St.
WEST GULF DIVISION			
Northern Texas	W5JOD	T. Bruce Craig	1706 27th St.
Oklahoma	W5GVV	Jesse M. Langford	2005 W. Oklahoma Ct.
Southern Texas	W5JFJ	Dr. Charles Fermaglich	618 Medical Arts Bldg.
New Mexico	W5ZU	G. Merton Sayre	Box 625
CANADIAN DIVISION			
Maritime	VE1DQ	A. M. Crowl	69 Dublin St.
Ontario	VE3IA	G. Eric Farquhar	16 Emerald Crescent
Quebec	VE2GL	Gordon A. Lynn	R.R. No. 1
Alberta	VE6MJ	Sydney T. Jones	10706—57th Ave.
British Columbia	VE7JT	Peter McIntyre	981 West 26th Ave.
Yukon	—	—	—
Manitoba	VE4LC	Leonard E. Cuff	286 Rutland St.
Saskatchewan	VE5HR	Harold R. Horn	1044 King St.
			Pottstown Baltimore 18, Md. Palmira Tonawanda Sharpville
			Oak Park Fort Wayne 6 Wausau
			Fargo Sioux Falls Minneapolis 7
			Harrison Springhill Crystal Springs Oak Ridge
			Somerset Bridgman Cleveland 16
			Troy Williston Park, L. I. Asbury Park
			Mitchellville Topsail Springfield 4 North Platte
			Ridgefield Wisconsin North Quincy 71 Springfield Manchester Newport
			Anchorage Boise Billings Pendleton Everett
			Honolulu 17 Boulder City Los Gatos Albany 6 San Francisco Dunsmuir Turlock
			Charlotte North Charleston Deale, Md. Forest Hills, Charleston 4
			Denver Bountiful Sheridan
			Opelika Jacksonville Pensacola Atlanta Urb. Truman, Rio Piedras, P. R. Margarita, C. Z.
			Los Angeles 42 Tucson Escondido Santa Barbara
			Lubbock Enid Houston 2 New Mexico Military Institute, Roswell
			Halifax, N. S. Burlington, Ont. Ste. Genevieve de Pierrefonds, P. Q. Edmonton, Alta. Vancouver, B. C.
			St. James Saskatoon

* Officials appointed to act temporarily in the absence of a regular official.



MERRY CHRISTMAS

B I L L P E T E R S E N , W O J R Y




PETERSEN RADIO COMPANY, Inc.
2800 WEST BROADWAY, COUNCIL BLUFFS, IOWA

20 years of precision short wave

peak

A message to the
world's most critical expert
...the American Amateur

From Bill Halligan, W9WZE
President, Hallicrafters Company



This receiver, the new Hallicrafters SX-88, is the finest amateur communications receiver we have ever built.

Before the war, we came close to it with our popular SX-28 which proved to be a favorite with more than 50,000 hams. The SX-28 was widely used as well by the military. During the war and in the years that followed, we learned how to improve it.

All of these improvements, plus years of experience and know-how in communications have gone into the SX-88. As a result, this set has the highest degree of usable variable selectivity which has ever been commercially available. It incorporates a new audio system which provides for standard broadcast reception with near Hi-Fi quality, so it's equally adaptable for

ham or home radio use. Further, it's engineered with built-in features for single side band exalted carrier reception.

Our very first customer was a ham. Hams are and always have been our most important customers. It gives me the greatest of pleasure then, in this our twentieth anniversary year, to offer you the SX-88, a ham's dream receiver.

You owe it to yourself to have a look at it soon. See for yourself the features and engineering which make the SX-88 the biggest communications news of the year. We're proud of it. You will be too.


Sincerely,

Bill Halligan

Bill Halligan W9WZE
PRESIDENT

experience to reach this...

of perfection!



hallicrafters NEW SX-88

communications receiver

Here is the set you've dreamed of—the set that has everything—the new Hallicrafters SX-88. On the next pages are listed some of the outstanding features that make this set what it is. But before you look at them, think. What do *you* want most in a communications receiver?

Selectivity? Here, for the first time, is selectivity from 10 Kc to 250 cycles in six steps. See what we mean when we say this receiver is the biggest news in ham radio in years!

Stability? Air trimmers, ceramic coil frames, double space tuning condenser section, temperature compensation, voltage and current regulators,

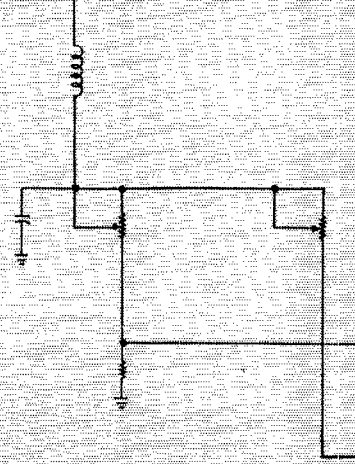
plus crystal controlled second conversion oscillator, all assure the greatest stability you can buy!

Single Side Band Suppressed Carrier. Two beat frequency oscillator injection levels to accommodate CW and SSSC. Beat frequency oscillator slug tuned for maximum stability. Oscillator circuits compensated to eliminate frequency drift with temperature change or line voltage variation.

These are just a few features that make the SX-88 great—now, for more...

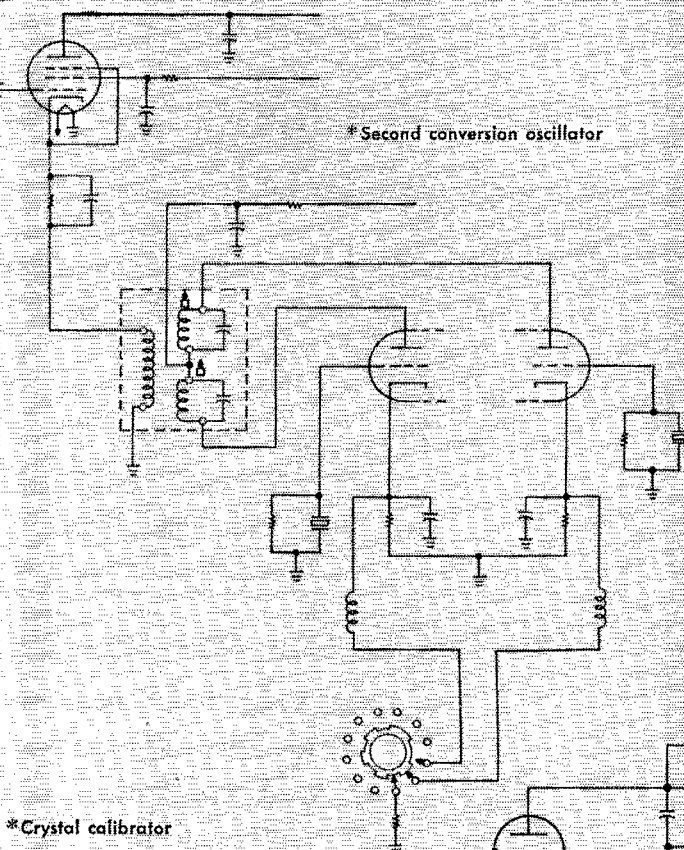
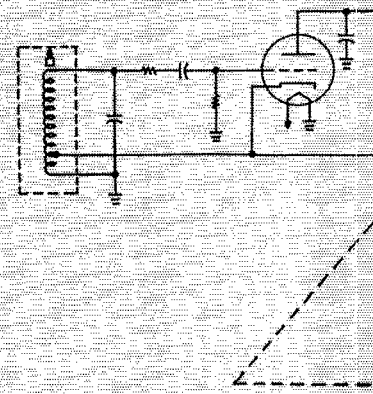
see
next page...

*Advanced circuitry
like this...**




*Second conversion oscillator

*Beat frequency oscillator



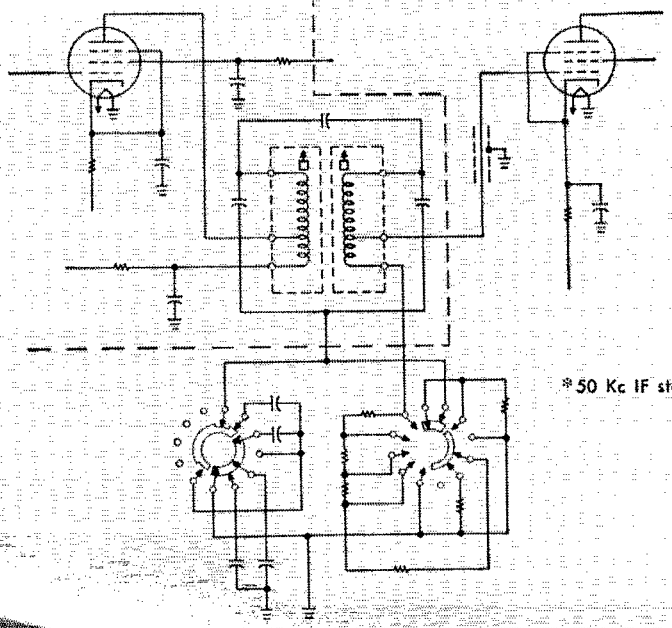
*Crystal calibrator

*Cathode follower IF output


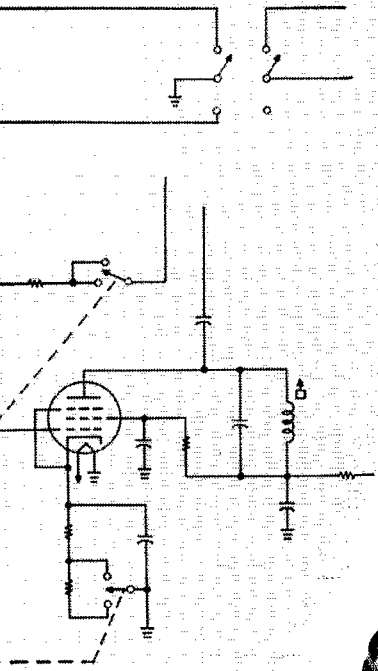


*Make the hallicrafters **SX-88** the finest*

*Auxiliary sensitivity control
permits monitoring local
transmission in standby position



* 50 Kc IF stage



*Chassis design
like this...*

amateur receiver in the world!

Only hallicrafters SX-88 brings you all these features—everyone a necessity today!

1. Heavy gauge steel welded chassis for mechanical stability.

2. Full precision gear drive for main and band spread tuning.

3. Six position Band Width Control (selectivity) from 250 cycles to 10 kc.

4. 10 watt inverse feed back and push-pull audio output.

5. Exalted B.F.O. for tops in single side band reception.

6. Buffer amplifier in B.F.O. circuit.

7. Antenna trimmer.

8. Amplified and delayed A.V.C.

9. Built-in 100 kc calibration crystal.

10. Second conversion oscillators crystal controlled.

11. Inertia tuning (flywheels both dials).

12. Full frequency coverage from 535 kc to 33 mc.

13. Calibrated electrical band spread 160, 80, 40, 20, 15, 11, and 10 meters.

14. Logging scales on each tuning shaft.

15. Dial locks on each tuning shaft.

16. Tuning dial indicators resettable from front panel for maximum calibration accuracy.

17. Auxiliary A.C. socket on rear of chassis.

18. Illuminated band-in-use indicator.

19. Illuminated S meter.

20. Dual S meter calibration S units and microvolts.

21. Auxiliary power socket plus .6 amps at 6.3 volts and 10 ma at 150 volts for accessories.

22. Standard 8 $\frac{3}{4}$ " by 19" panel for rack mounting if desired.

23. 50 kc i.f. output jack via cathode follower for teletype converter, etc.

24. Five position response control (tone control).

25. Two r.f. stages (Bands II to VI).

26. 17 tubes plus voltage regulator, ballast tube and rectifier.

27. Automatic noise limiter circuit.

28. Phono Jack

29. Audio output transformer for 3.2, 8, 500/600 ohm loads.

30. Fuse for overload protection.

31. Auxiliary sensitivity control permits monitoring of local transmissions in standby position.

Front Panel Control

Main tuning.

Band spread.

Band Selector 6 positions.

Volume: 0-10 and AC/off.

Band width in kc: 10, 5, 2 $\frac{1}{2}$, 1 $\frac{1}{4}$, .5 and .250.

Pitch: (B.F.O.) +5-0-5.

Response: Bass Boost, High Fidelity, Normal, Communications. (Comm. 1, Comm. 2)

Antenna trimmer +5-0-5.

Sensitivity 0-10.

Front Panel Toggle Switches

Noise limiter on/off.

A.V.C. on/off.

Calibrator on/off.

Receive—standby.

C.W.—AM—SSSC (single side band suppressed carrier).

Chassis Rear

Speaker terminals 3.2/8/500-600 ohms.

Antenna terminals 52-600 ohms.

AC Accessory socket 117 volts at 250 watts.

Power socket—Octal for external power supply to receiver, such as batteries, and in addition, this socket supplies 6.3 volts at 600 ma and 150 dc at 10 ma for future accessories.

I-F output jack.

Audio Input—phono jack.

Fuse holder for AC power circuit.

Standby sensitivity control (access through cabinet cover).

Frequency Range

(Main tuning dial)

Band 1—535 to 1710 kc.

Band 2—1690 to 3080 kc.

Band 3—2980 to 5570 kc.

Band 4—5370 to 10,000 kc.

Band 5—9.8 to 18.3 mc.

Band 6—17.8 to 33 mc.

Sensitivity

Bands 2 to 6—1 microvolt for $\frac{1}{2}$ watt output. 1 microvolt for 10 db signal to noise ratio.

Band 1—10 microvolts for $\frac{1}{2}$ watt output.

Image Rejection

Not less than 80 db on frequencies lower than 20 mc.

Not less than 60 db on frequencies from 20 to 30 mc.

Spurious Responses

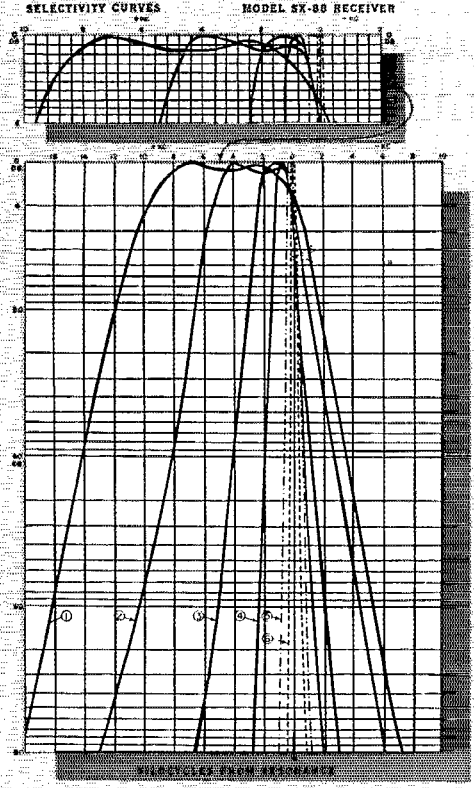
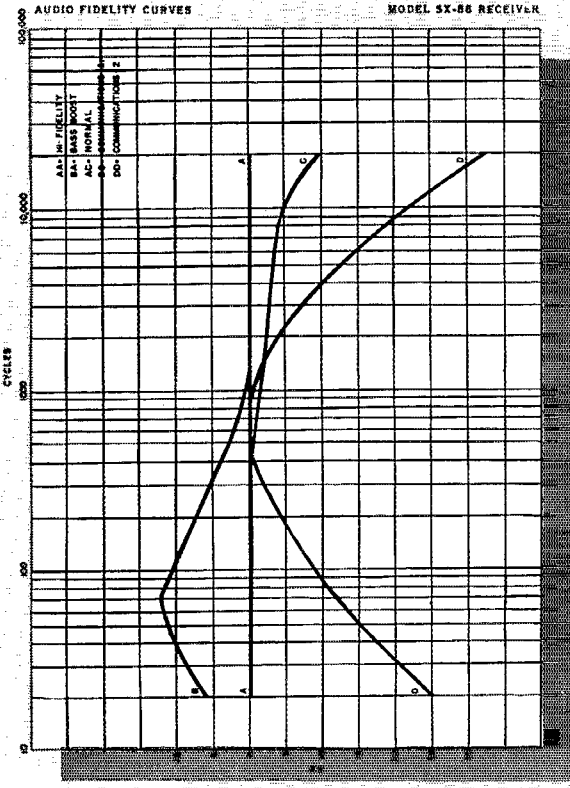
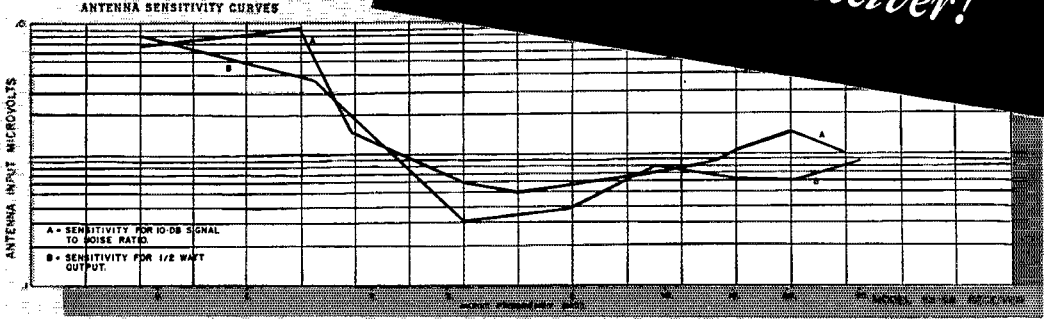
(I.F. and oscillator tweets)

Not less than 80 db except at 1700 kc where it is not less than 50 db.

Band Width—(Selectivity)

Position	6 db (nose)	60 db (skirts)
10 kc	10 kc	30 kc
5 kc	5 kc	15. kc
2.5 kc	2.5 kc	7.5 kc
1.25 kc	1.25 kc	3.75 kc
.500 kc	500 cps	1.50 kc
.250 kc	250 cps	850 cps

*These curves tell the story
... compare with
any other receiver!*



hallicrafters

World's Leading Exclusive Manufacturer of Communications and High Fidelity Equipment, Radio and Television
4401 West Fifth Avenue, Chicago 24, Illinois
 Hallicrafters, Ltd., 51 Camden Street, Toronto, Canada

THE AMERICAN RADIO RELAY LEAGUE, INC.,

is a noncommercial association of radio amateurs, bonded for the promotion of interest in amateur radio communication and experimentation, for the relaying of messages by radio, for the advancement of the radio art and of the public welfare, for the representation of the radio amateur in legislative matters, and for the maintenance of fraternalism and a high standard of conduct.

It is an incorporated association without capital stock, chartered under the laws of Connecticut. Its affairs are governed by a Board of Directors, elected every two years by the general membership. The officers are elected or appointed by the Directors. The League is noncommercial and no one commercially engaged in the manufacture, sale or rental of radio apparatus is eligible to membership on its board.

"Of, by and for the amateur," it numbers within its ranks practically every worth-while amateur in the nation and has a history of glorious achievement as the standard-bearer in amateur affairs.

Inquiries regarding membership are solicited. A bona fide interest in amateur radio is the only essential qualification; ownership of a transmitting station and knowledge of the code are not prerequisite, although full voting membership is granted only to licensed amateurs.

All general correspondence should be addressed to the administrative headquarters at West Hartford, Connecticut.



Past Presidents

HIRAM PERCY MAXIA, W1AW, 1914-1936
EUGENE C. WOODRUFF, W8CMP, 1936-1940
GEORGE W. BAILEY, W2KH, 1940-1952

Officers

President GOODWIN L. DOSLAND, WØTSN
Moorhead, Minn.

First Vice-President WAYLAND M. GROVES, W5NW
P.O. Box 586, Odessa, Texas

Vice-President FRANCIS E. HANDY, W1BDI
38 La Salle Road, West Hartford, Connecticut

Secretary A. L. BUDLONG, W1BUD
38 La Salle Road, West Hartford, Connecticut

Treasurer DAVID H. HOUGHTON
38 La Salle Road, West Hartford, Connecticut

• • • • •

General Counsel PAUL M. SEGAL
816 Connecticut Ave., Washington 6, D.C.

Technical Director GEORGE GRAMMER, W1DF
38 La Salle Road, West Hartford, Connecticut

Technical Consultant PHILIP S. RAND, W1DBM
Route 58, Redding Ridge, Conn.

Assistant Secretaries:
JOHN HUNTOON, W1LVQ JOHN E. CANN, W1RWS
38 La Salle Road, West Hartford, Connecticut

DIRECTORS

Canada

ALEX REID VE2BE
240 Logan Ave., St. Lambert, P. Q.
Vice-Director: William W. Butchart VE6LQ
5310 Ada Blvd., Edmonton, Alta.

Atlantic Division

ALFRED C. HECK W3GEG
515 Cedar Ave., Sharon, Pa.
Vice-Director: Charles O. Badgett W3LVE
725 Garden Road, Glenside, Pa.

Central Division

WESLEY E. MARRINER W9AND
844 N. Galena Ave., Dixon 7, Ill.
Vice-Director: Harry M. Matthews W9UQT
Box 1195, Springfield, Ill.

Dakota Division

ALFRED M. GOWAN WØPIR
325 S. Menlo Ave., Sioux Falls, S. D.
Vice-Director:

Delta Division

JAMES W. WATKINS W4FSL
220 N. Howell Ave., Chattanooga, Tenn.
Vice-Director: George S. Acton W5BMM
Plain Dealing, La.

Great Lakes Division

JOHN H. BRABB W8SPF
417 Ford Bldg., Detroit 26, Mich.
Vice-Director: Harold E. Strleker W8WZ
247 W. 5th St., Marysville, Ohio

Hudson Division

GEORGE V. COOKE, JR. W2OBU
88-81 239 St., Bellerose 26, N. Y.
Vice-Director: Thomas J. Ryan, Jr W2NKD
1082 Anna St., Elizabeth 4, N. J.

Midwest Division

WILLIAM J. SCHMIDT WØOZN
306 S. Vassar, Wichita, Kansas
Vice-Director: James F. McKim WØMVG
1404 S. Tenth, Salina, Kansas

New England Division

PERCY C. NOBLE W1BVR
37 Broad St., Westfield, Mass.
Vice-Director: Frank L. Baker, Jr. W1ALP
91 Atlantic St., North Quincy 7, Mass.

Northwestern Division

R. REX ROBERTS W7CFY
837 Park Hill Drive, Billings, Mont.
Vice-Director: Karl W. Weingarten W7BG
3219 N. 24th St., Tacoma 7, Wash.

Pacific Division

KENNETH E. HUGHES W6CIS
3105 Crest Haven Drive, Sacramento, Calif.
Vice-Director: Richard F. Uzelkowitz W6ATO
243 Colon Ave., San Francisco 12, Calif.

Roanoke Division

P. LANIER ANDERSON, JR. W4MWH
428 Maple Lane, Danville, Va.
Vice-Director: Gus M. Browning W4BPD
135 Broughton St., S. E., Orangeburg, S. C.

Rocky Mountain Division

CLAUDE M. MAER, JR. WØIC
740 Lafayette St., Denver, Colo.
Vice-Director:

Southeastern Division

ERNEST W. BARR W4GOR
911 Rosemary Ave., SW, Atlanta, Ga.
Vice-Director:


Southwestern Division

JOHN R. GRIGGS W6KW
366J Buckingham Rd., Los Angeles 8, Calif.
Vice-Director: Walter R. Joos W6EKM
1315 N. Overhill Drive, Inglewood 3, Calif.

West Gulf Division

A. DAVID MIDDLETON W5CA
9 Kay Road, T'heras, N. M.
Vice-Director: Carl C. Drumeller W5EHC
5824 N.W. 58th St., Oklahoma City 12, Okla.

"It Seems to Us..."



NOVICES

The Novice license has now been available for a length of time sufficient to permit an examination of a complete two-year cycle, from July 1, 1951, to July this year. In the first twelve months, about 13,000 Novice tickets were issued; in the second twelve months, about 9400 Novice tickets were issued. Let us say immediately that the lowered figure does not necessarily mean that much of a drop in interest, because toward the end of the second year FCC was several months behind in issuing tickets for which exams had already been passed.

In all this time it has been a rare occasion to hear any amateur comment relating to the Novice license which is not complimentary and enthusiastic. We like these guys (and gals), newcomers to amateur radio, and extend them a welcome hand. We think they've established a pretty good record for themselves, operating as successfully as they do in crowded bands, sticking pretty much to c.w. to make sure they'll be up to 13 w.p.m. at least by the end of their year, and demonstrating fairly competent operating techniques and abilities. There is no question that the Novice license in principle is a good thing for amateur radio. It gets our newcomers on the air sooner than they would otherwise, and in their formative period they progress by learning from actual experience rather than solely from books or code-oscillator practice. All this, of course, is to the good.

But there is one respect in which the license has been disappointing, though no fault of the Novices themselves. In discussions prior to the establishment of the new class, there were a great many proponents who predicted that it would bring tens of thousands of new people into amateur radio — yes, that it might even double the number of amateurs in one year. In the light of the record these predictions were, to put it gently, somewhat overenthusiastic. The figures do not show that the Novice ticket has made any startling change in the steady and continued growth which has characterized amateur radio for many years.

Don't misunderstand us; it is a good, healthy figure of growth. The disappointment comes from the fact that the figure remains at

an average level despite an unprecedented amount of promotion and publicity on the Novice license aimed at interesting a greater number of people in the hobby. Youth magazines, hobby and "popular mechanics" type publications, newspapers, boys' club bulletins, house organs, and Sunday school leaflets are examples of fields in which a considerable job of promotion was accomplished, using information supplied by the League, during those first two years (and still continues). Some 250,000 copies of a special promotional piece, "You Can Be There," were (and continue to be) distributed by us through schools, boys' organizations, veterans groups, affiliated clubs, hobby shows and fairs, and the industry. These activities alone are not the magic answer, at least in terms of visible results. (It can of course be argued that without the promotion the regular rate of growth would have dropped off; but that would be an endless argument since there is no proof either way.)

It may well be that the key to amateur radio's growth lies not entirely in promotion and advertising and other printed media, but rather more fully in personal interest and guidance. At least, that struck home in our own case of seven of the office gals recently obtaining their Novice tickets. They'd been pretty well exposed, obviously, to ham radio for considerable time, in one case more than 20 years. They had a latent interest. They certainly had plenty of literature at their disposal! They wanted to become hams, but there was something lacking. If the deficiency had been *only* an easier license, they would have been hamming long before this. The "something," as we look back upon it now, may well have been the personal attention and instruction and guidance that was furnished them, not only in code practice and theory study, but following through to use of tools, construction of equipment, and actually setting it up on the air after the tickets came through.

And so it seems to us that we all, as amateurs, must not make the mistake of looking upon the Novice license as an "open sesame" to amateur radio, nor of assuming that it is a simple key for mass production of our necessary growth, without further action on our part. It is indeed a tool for growth, but it

becomes a useful tool only when we as amateurs put it to work. We address ourselves particularly to clubs when we urge all amateurs to keep in mind the continuing need for personal guidance, of invitations to visit home and club stations, to keep those code and theory classes going (or initiate them), and to follow through with personal assistance of selection of equipment, its construction, and its set-up for operation. The gratitude of the newcomers you help is only part of your reward; more important is the knowledge that you are breathing new life and continued growth into the greatest of all avocations.

OUR COVER

Chief Op "mp" puts the W1AW Model 12 teletype printer to the pleasant duty of bringing warm Season's Greetings from all of us at Hq. to all of you out there.

SINCE the war many countries of the world have set up currency restrictions which either prohibit the sending of money outside their boundaries or make it practically impossible. This has meant that hundreds of amateurs in other lands do not normally have the opportunity to renew their ARRL memberships and receive *QST* regularly. The situation is made more acute by the devaluation of many foreign currencies, for many of those who formerly were just barely able to get together the necessary American dollars now find it utterly impossible to do so.

At the end of the war ARRL did in numerous instances grant membership and *QST* to prewar members overseas on a credit basis, but of course we couldn't carry membership-subscriptions on that basis indefinitely and, in practically all cases, we have been regretfully obliged to discontinue these arrangements. It occurs to us that perhaps American amateurs and club groups might wish this year to make a "care" package gift in the form of *QST* for Christmas, as many did last year. If it's something you'd like to do, we'll be glad to make necessary arrangements. The foreign membership dues are \$5. If you have a particular DX buddy in mind, give us his name — and complete address. If you have no special name, we can arrange to apply your remittance to a membership-subscription for a foreign amateur who cannot send his own money but wishes to renew. We'll let you know what amateur we select. And of course we'll send the recipient of your gift an appropriate note to tell him who his American patron is. Address ARRL, 38 La Salle Road, West Hartford 7, Connecticut.

Strays

W2AOC, who has a first-floor apartment, tells W1HDQ he finally solved the third-floor TVI problem. He's marrying the complainant.

After an exceptionally heavy deluge of shack visitors, W5ELE came to the inevitable conclusion that every ham ought to have *two* stations — one that works and one that looks good.

You've got to be ready for *anything* these days. W3ULR cranked up his rig on 75 'phone recently and contacted W8JPJ (a.m.), W3UIL (c.w.) and W3ALE (s.s.b.) within a half hour. No spark stations were heard.

If you call CQ at the right time, on the right frequency and under the right conditions, it might actually come back to you. W1WPO has a QSL from the place, a card confirming QSO with WN7UBC of *Sekin*, Washington.

W2CUD and W1TJU had a 9-watt 75-meter 'phone rig along on a Massachusetts vacation last summer. They took it on a fishing trip and sought to dent the 3.8-Mc. QRM with the aid of a kite-supported antenna over water. The kite was of box design and nearby townfolk, viewing the set-up from shore, had it figured out for everything from signals of distress to "flying cubes." The story later made quite a splash in the Cape's *Vineyard Gazette*.

When 17-year-old Dick Phillips, W4SKE, was stricken by polio over a year ago, dozens of amateurs in the Kentucky area hastened to help speed his recovery. The hospital-bed station they installed for Dick's enjoyment was undoubtedly of much therapeutic benefit while the lad's condition improved from iron lung to chest respirator to rocking-bed and finally to independent breathing. W4JXF and W4TUT, ARRL's Kentucky SCM, helped coordinate rehabilitation assistance by a group whose number eventually swelled to include 150 amateurs. Dick is now further recuperating in a New York City medical center. His doctor is VE5TH/W2.

This month's Silent Keys discloses the sad fact that another of amateur radio's eminent stalwarts of other days has passed on. J. O. Smith, ex-2LK-2ZL, was a member of ARRL's Board of Direction at its inception before the first World War. He was serving as Atlantic Division Manager at that war's outset, later to assume duties as the League's Traffic Manager in 1919 at the lifting of the ban. Under Mr. Smith's management, the Operating Department thrived and its scope of activities expanded manifold. Upon his resignation from this position in 1920, November *QST* of that year recorded: "For this [work] his name will ever stand in ARRL history, and he has the gratitude of every ARRL man."

A De Luxe 5-Band Mobile Transmitter

VFO- or Crystal-Controlled 30 Watts on 'Phone or C.W.

BY ROBERT D. LELAND,* W8GBT

• Here is a clean-looking and well-designed mobile rig that should give you a few ideas worth kicking around for that next transmitter you plan to build. It uses a 2E26 final for VFO- or crystal-controlled 'phone or c.w. on five bands.

THE transmitter to be described is the outcome of two years' work and three other transmitters. It is a compact and versatile rig designed for under-the-dash mounting. The unit is only 9 inches wide and 5 inches deep, so there is still plenty of leg room for a third passenger in the front seat. Physically, the layout of the front panel provides maximum convenience in mobile operation. The VFO dial is large and directly calibrated on all bands. A slide-rule type dial was used because it requires less room and is easier to read than a curved dial. The crystal is plugged in at the front panel to permit easy changing, but the socket is recessed to prevent damaging of the crystal pins by accidental bumping. The transmitter operates on five amateur bands without coil changing; the driver coils are broad-banded and require no adjustment during operation. There is no necessity to meter the grid circuit, which further simplifies the operation. The meter used in the transmitter reads the final-amplifier current only, and the final incorporates a pi network for rapid loading on all bands.

The transmitter operates with reasonably low battery drain, and there are two ranges of

* 118 Cambridge St., Pleasant Ridge, Mich.

power that can be selected directly from the front panel. The author has used 6 watts on 10 meters with excellent results, but the 30 watts is handy for the crowded bands. Plate power requirements are 500 volts at 150 ma. maximum for an input power to the final of about 30 watts. The transmitter keys well for c.w. work and uses high-level plate modulation for 'phone operation. An internal relay mutes the receiver, controls the dynamotor, and switches the antenna. This provides push-to-talk operation with a remotely-located power supply.

The Circuit

The circuit diagram, Fig. 1, of the transmitter shows a 6AU6 as a combination crystal oscillator and VFO. Switch S_2 selects either the VFO or the crystal oscillator. A Hartley oscillator is used on VFO, and a modified Pierce oscillator is used in the crystal position because of its ability to oscillate with almost any crystal. Any frequency crystal may be used in the transmitter, provided the subsequent frequency multiplication does not exceed four. An 0A2 regulator tube is used to stabilize the voltage to the oscillator. The fundamental frequency of the oscillator is 80 meters on the 80- and 40-meter bands (L_2), and 40 meters on the 20-, 11-, and 10-meter bands (L_1). The bandswitch sections S_{1A} , S_{1B} , S_{1C} and S_{1D} are used to select the correct grid coils for each band and the trimmer condensers C_1 , C_2 , C_3 and C_4 which spread each band on the dial. This may look complicated in the circuit diagram, but it is relatively simple and will be discussed later. Bandswitch section S_{1E} switches the output coils of the VFO (L_3 , L_4 , L_5), and these

◆ This 5-band mobile transmitter looks quite "commercial" but even the chassis and cabinet are homemade. VFO coverage of each band is available, and crystals can be plugged in at the front for rock-bound operation.

The 27-Mc. band scale is near the right-hand edge of the 14-Mc. band scale.

◆



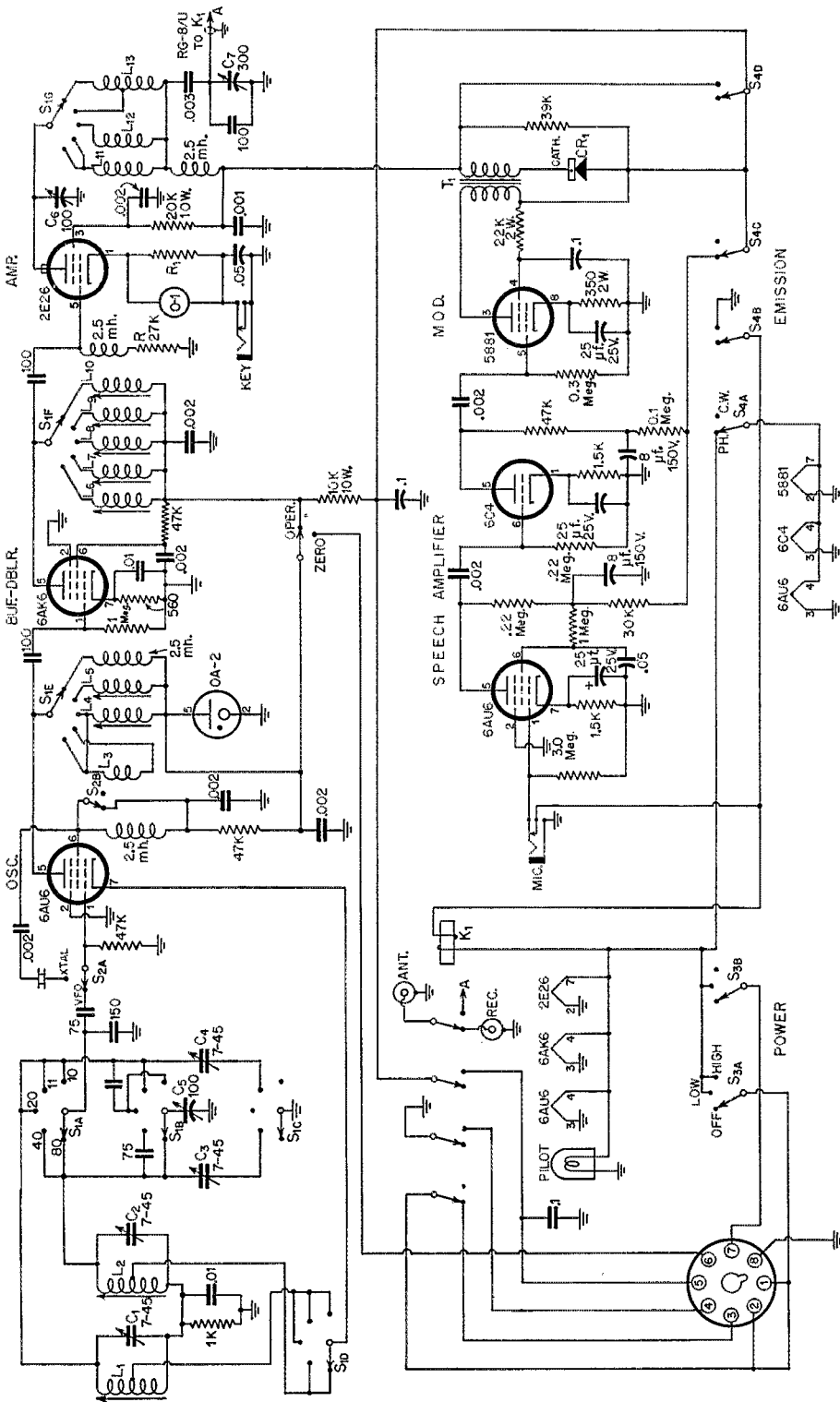


Fig. 1 — Wiring diagram of the 5-band mobile transmitter.

- C_1, C_2, C_3, C_4 — 7-45 μf . zero-temp. coefficient ceramic trimmers.
 C_5, C_6 — 100- μf . midget variable (Hammarlund MC-100-M).
 C_7 — 300- μf . midget variable (Hammarlund MC-300-M).
 R_1 — Meter shunt. See text.
 K_1 — 4-pole double-throw 6-volt relay (Potter-Brumfield KR-14-D).
 S_1 — Ceramic selector switch, 2-pole 5-position sections (Centralab 2505).
 S_3 — Double-pole 3-position rotary (Centralab 1407).
 S_4 — 4-pole double-throw rotary (Centralab 1409).
 CR_1 — 100-ma. selenium rectifier.
 T_1 — 10-watt modulation transformer, 4500-ohm primary, 8500-ohm secondary (Stancor A-3871).
 All capacitors 600-v. unless otherwise specified.
 All resistors 1-watt composition unless otherwise specified.

Unmarked condenser below S_{1A} is 75 μf .

coils are all slug-tuned with the exception of L_3 , which is a small air-wound coil. Any two sections of the VFO portion of the bandswitch can be placed on any one wafer, and there are three wafers used. These wafers should preferably be ceramic, but phenolic wafers will be satisfactory.

With the oscillator being well-shielded and sufficiently stable, an isolator tube is not necessary and its use would result in a higher battery drain. The driver used in the transmitter is a 6AK6, but a 6AH6 can be directly substituted for a little more grid drive and a little more money. The driver is a frequency multiplier on all bands except 80 meters and uses fixed-tuned coils tuned to the center of each band. The 80- and 40-meter driver plate coils are pi-wound, but single-layer coils may be used. The driver final grid current runs 3 ma. on all bands except 10 meters, where it is about 2.5 ma. at 29.0 Mc. and 1.5 at each end of the band. This is lower than the ratings of the tube, but is sufficient drive to get good upward modulation with a stable final.

The final amplifier is a 2E26 with the meter in the cathode circuit. This reads the total of plate, screen and grid current, which runs around 75 ma. maximum. The 1-inch meter in the transmitter is from army surplus, but commercial meters of this size are available. The meter movement is a 0-1 ma. with an external shunt wound on a high-resistance 1-watt resistor.

It should be noted that only the final is keyed on c.w. This is done to prevent any chirp, and the signal is clean on all bands. The driver and VFO are shielded well enough so that radiation from them is quite weak when monitoring the c.w. signal. The plate circuit of the final is a conventional pi network. The value of the loading condenser, C_7 , should be at least 300 μf . and preferably a little higher. The condenser is almost at maximum capacity for the best loading at 75 and 40 meters. The 100- μf . fixed condenser in parallel with C_7 was added to reduce the loading a little on all bands. The wafer section S_{1C} is used for switching the final plate coils, and it should be a ceramic section. In some cases, it may be found that the 80-meter coil when open will resonate at 20 meters and absorb a large amount of energy. In this case, the unused section of the wafer (S_{1C}) can be used to short out the 80-meter coil on the interfering bands.

The modulator uses a 6AU6 as a speech am-

plifier for a high-impedance microphone, but it could be changed to a grounded-grid amplifier with a carbon microphone if it is desired. The second speech amplifier is a 6C4 that supplies audio to the 5881 modulator tube. The 5881 is a relatively new tube on the market, and it is merely a husky 6L6. Its plate dissipation is 23 watts, and the tube operates very nicely with 500 volts on the plate. This modulator supplies well over the necessary amount of audio to modulate the carrier 100 per cent with negligible distortion, but the selenium rectifier in the secondary of the modulator prevents overmodulation on negative peaks.¹ The emission switch is a four-pole double-throw switch that shorts out the secondary of the modulation transformer, turns off the filaments and plate voltage to the modulator and actuates the dynamotor on c.w. The relay is a four-pole double-throw affair that switches the antenna from the receiver to the transmitter, mutes the receiver by removing the 6 volts from the receiver vibrator pack, breaks the plate voltage from the dynamotor so that the transmitter goes dead instantaneously with the transmit-receive button released, and also controls the 6 volts to the dynamotor solenoid. The latter could also be done by paralleling the relay coil and the solenoid. However, the author used a coiled microphone cord made of tinsel copper wire, and it will not handle the current. The "Zero-Operate" switch, a s.p.s.t. toggle, is used to turn the VFO on while receiving in order to zero-beat a desired frequency. The voltage to the oscillator can be taken from the receiver pack, and the extra load of about 15 ma. is not enough to damage the receiver supply. Incidentally, the VFO is stable enough to be used to copy s.s.b. while driving down the road.

¹ The circuit is shown as W8GBT uses it, but it is pointed out in the 1953 *Handbook* (p. 248) and elsewhere that a low-pass filter is the important part of a limiting circuit that prevents splatter. — Ed.

COIL CHART

Coil	Frequency	Turns	Wire Size
L_1	40 meters, tap 5 turns from cold end	15	23 enam.
L_2	80 meters, tap 10 turns from cold end	30	29 enam.
L_3	11 meters, air-wound, $\frac{3}{8}$ - inch diam.	18	20 enam.
L_4	20 meters	28	22 enam.
L_5	40 meters	40	30 d.s.c. pi-wound
L_6	10 meters	10	20 enam.
L_7	11 meters	11	20 enam.
L_8	20 meters	20	22 enam.
L_9	40 meters	30	30 d.s.c. pi-wound
L_{10}	80 meters	70	30 d.s.c. pi-wound
L_{11}	10 turns (8 turns per inch, 3014)		
L_{12}	4 turns (4 turns per inch, 3013)		
L_{13}	42 turns (32 turns per inch, 3016)		

L_1, L_2
Cambridge Thermionic ceramic coil forms (LS-5)

L_4-L_{10}
Cambridge Thermionic phenolic coil forms (LS-3)

L_{11-13}
B & W Miniductors, 1-inch diam. coils

position, and the VFO dial at the 3.5-Mc. end, L_2 should be adjusted so it can be heard in a receiver set at 3.5 Mc. Now set the receiver and VFO at 4.0 Mc. The signal from the transmitter may be either above or below 4.0 Mc. at this time. With this setting, adjust C_2 until a beat is heard at 4.0 Mc. This procedure may have to be repeated several times, each time bringing the calibration closer to the desired spot on the dial. Anyone familiar with tracking of receivers will find this an easy job. Next, place the band-switch in the 40-meter position and the VFO dial and the receiver at 7.0 Mc., and adjust C_3 until

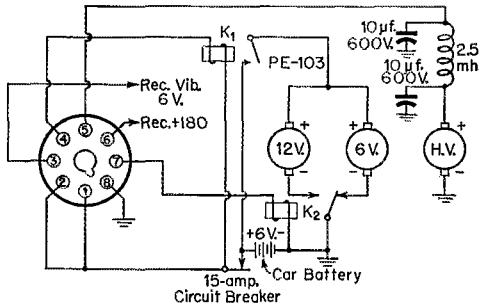


Fig. 3 — The power-supply wiring diagram.

- K₁ — 6-volt solenoid contractor.
- K₂ — Heavy-duty 6-volt relay.

a beat is heard. With the bandswitch in the 10-meter position the same procedure as for 80 meters is followed, using L_1 to set at 28.0 Mc., and C_1 at 29.7 Mc. With 10 meters tuned correctly, 20 meters is automatically set. With the bandswitch in the 11-meter position and the VFO and receiver tuned to 27.0 Mc., adjust C_4 to a beat note. After rechecking these calibrations the VFO calibration is complete.


In adjusting the driver coils, the meter should

be left in the 2E26 grid circuit and the band-switch set in the 80-meter position. Set the VFO at 3.8 Mc. and adjust L_{10} for maximum grid drive, about 3.5 ma. Set the bandswitch on 40 meters, adjust the VFO to 7.2 Mc., and adjust L_9 for a peak. Set the VFO at 7.0 Mc. and adjust L_5 for maximum grid current. Set the bandswitch at 20 meters, VFO at 14.4 Mc. and adjust L_8 for maximum grid current. L_4 should be left for later. Set the band switch for 10 meters and adjust L_6 for maximum grid drive at 29.2 Mc. and L_4 for maximum at 28.6 Mc. For 11 meters, adjust L_7 for a peak at 27.0 Mc. If 20 meters was lacking drive, it should be OK now, because L_7 is used for both 20 and 10 meters. This takes care of the complete alignment of the r.f., although some repeaking may have to be done with the final turned on. With the final turned on and the dummy antenna (light bulb) connected, each band should be checked for resonance. The light bulb may not load to very much brilliance on 80 meters, but with an actual antenna the loading will be sufficient. The pi network as designed for 50-ohm antennas won't load a 400-ohm light bulb efficiently on the lower bands.

In checking the modulation, place the emission switch on a.m. and insert the microphone. The modulation percentage should be checked with a scope, but it is not altogether necessary. A careful listening check for splatter or distortion should be sufficient in most cases.

Although an individual might not desire to construct this unit as described, careful study of the circuit will show many points that can be adapted to other transmitters. The VFO can be used as a separate unit for use with existing transmitters, or the entire r.f. unit could be used as an exciter for a higher-powered rig. The transmitter as a whole makes an ideal unit for efficient bandhopping in the family jalopy.

◆
This view shows some of the construction details of the homemade dial and the location of many of the parts. The r.f. section is to the left, audio to the right.
◆



Operating the BC-696 in TV Fringe Areas

Harmonic Reduction and Improved Stability for Command Rigs

BY JOHN D. TICEN,* W9UUV

THE Channel 6 signal from Indianapolis, some 50 miles away, until recently was the most consistent received in Lafayette. (A u.h.f. station is now in operation.) Then, too, the locals insist on fishing for other channels in Chicago, over 100 miles away, so boosters and high-gain antennas are the rule here, rather than the exception. To make matters worse, the QTH is in a university housing area, with several apartments per barracks-type structure. Naturally, TV receivers and antennas are numerous and both apartments adjacent to W9MRB are so equipped.

It became apparent that low power alone wasn't the solution when complaints of TVI from a 25-watt 807 rig finally forced him off the air. The transmitter didn't merit a complete debugging and shielding, so a BC-696 was recalled to active duty. However, considerable revamping of the circuit was necessary before TVI was eliminated on all channels. Those who possess one of

* 272 Mill St., New Palestine, Ind.

• Faced with the problem of eliminating TVI in a weak-signal fringe area, W9UUV tells how he worked over W9MRB's Command transmitter so that it would not interfere with reception from TV stations over 100 miles away. In the process, he also improved the frequency stability, avoiding f.m., a common fault with units of this type.

these units may be interested in the details of the revision made not only to eliminate TVI, but also to provide better isolation for the oscillator. The latter is highly desirable, especially if the rig is to be modulated, since, in its original form, considerable f.m. was unavoidable.

Revisions

The major revisions made in this model are as follows: (1) the output circuit was revamped to

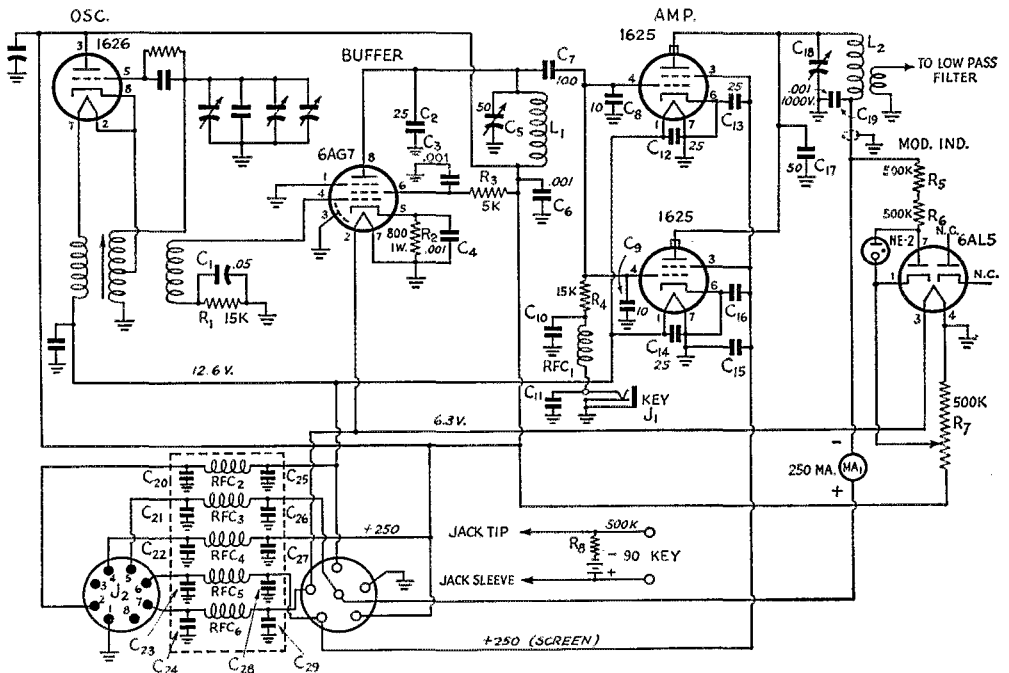



Fig. 1 — Modified circuit of the BC-696.

C₂, C₆, C₇, C₈, C₉, C₁₂, C₁₃, C₁₄, C₁₅, C₁₆, C₁₉ — mica.
 C₁₀, C₁₁, and C₂₀ through C₂₉ — 25 to 500- μ f. mica, value not critical.
 C₃, C₄ — Disk ceramic.
 C₅ — Midget variable.
 C₁₇, C₁₈ — See text.
 L₁ — 20 turns No. 22 enam., 1¼-inch diam. (wound

on bakelite octal tube base).
 L₂ — Original tank coil with 2 turns removed.
 MA₁ — 2 inch.
 NE-2 — 1/25-watt neon bulb.
 RFC₁ through RFC₆ — 40 turns No. 22 enam., wound on ½-inch polystyrene rod.
 Values not marked are the original.

The revamped BC-696. The original controls in the upper portion of the panel have been replaced with a separate tuning control for the 1625 amplifier, a plate milliammeter and a neon-bulb overmodulation indicator. A key jack has been added in the lower left corner. The controls along the side of the chassis are for adjusting the overmodulation indicator and tuning the buffer amplifier. In the box to the left is a low-pass filter.



eliminate resonances in the TV range (a grid-dip oscillator showed two of these in the original arrangement); (2) a 6AG7 buffer was inserted between the oscillator and amplifier; (3) blocked-grid keying was provided for the amplifier to eliminate chirps and clicks; (4) v.h.f. filters were provided for the power leads, and a low-pass filter for coax output added; (5) an overmodulation indicator was included;¹ (6) the original 24-volt filament connections were changed over for 12-volt operation; (7) a milliammeter for reading amplifier plate current was added.

Since there may be some slight variation in original details from unit to unit (especially between the BC-696 and its counterpart, the T-19/ARC5), the revision will be generalized as much as possible. The unit should first be stripped of all unnecessary parts and wiring. On top of the chassis, remove everything forward of the 1625s, including the coupling and loading-coil mechanisms, and the antenna relay and its wiring. Dismount the tank coil temporarily, removing the trimmer slug and two turns from the coil itself.

Reconstruction

Clear the panel of everything above the dial and cut a patch plate of aluminum to cover the upper portion of the panel. Attach the patch plate to the panel with self-tapping screws and cut a hole for observing the milliammeter, and a smaller one for checking the neon-bulb overmodulation indicator, as shown in the front-view photograph. These holes are cut through both the patch plate and original panel, of course. Remove the patch plate and cut a piece of copper or bronze screening of the same size to back up the plate. Mount a key jack in the lower left-hand corner of the panel.

Underneath the chassis, remove the amplifier tank padding condenser. The amplifier tank tuning condenser will not be used, but its removal would upset the cable control to the oscillator tuning condenser, so it is left in. Remove the key-

ing relay and its wiring, and also the neutralizing condenser. Strip the magic-eye socket, except for the wire leads going to Pins 2 and 7, and discard the large resistor mounted immediately below this socket. Unsolder the wire going to Pin 7 and connect it, along with the other wire already going to Pin 2. This shifts the 1626 heater connection for 12-volt operation. The magic-eye socket will be used for the plug-in tank coil of the 6AG7 buffer stage.


Adding the Buffer Stage

Now strip the crystal socket of everything except the strap between Pins 1 and 7, that is connected to ground. This socket will be used for the 6AG7 buffer tube. Removal of the relay wiring should leave a vacant pin on the power plug. Use this pin for running in the hot side of a 6.3-volt line for the heaters of the 6AG7 and 6AL5. So, run a wire from Pin 2 on the crystal socket to this vacant pin on the plug. Pin 3 should be grounded by connecting to Pin 1 or Pin 7.

Now rewire the remainder of the crystal socket to take the 6AG7, as shown in Fig. 1. The wire from the oscillator-coil terminal strip that goes to the grids (Pins 4) of the 1625s should be transferred to Pin 4 of the 6AG7 socket, while the oscillator-coil terminal that formerly went to the

¹ Lucas and Peters, "A Duo-Diode Modulation Monitor," *Radio & TV News*, Dec., 1952.

Interior view of the revised "Command" transmitter. The magic-eye and crystal sockets at the rear of the chassis have been rewired to take a 6AG7 buffer amplifier and its tank coil. Between the 1625s and the new tank condenser is a homemade air by-pass for harmonics. The outboard boxes contain a power-supply-lead v.h.f. filter, and a low-pass filter for the output.



neutralizing condensers should be connected to ground through a 15,000-ohm resistor, the resistor being by-passed. The resistor may be one of those previously removed, and the by-pass may be a now-available section of the metal-cased condenser at the rear of the chassis. Similarly, the cathode terminal, Pin 5, should be grounded through an 800-ohm resistor, by-passed with a 0.001- μ f. disk ceramic. The screen, Pin 6, is by-passed to ground with a 0.001- μ f. disk ceramic, also. A 25- μ f. mica condenser is connected directly between the plate terminal, Pin 8, and ground, to provide a by-pass for v.h.f. harmonics.

A wire is run from Pin 8 on the 6AG7 socket to one of the unused pins on the magic-eye socket. This latter pin should also be connected to the paralleled grids of the 1625s through a 100- μ f. mica condenser, C_7 . Another unused pin on this socket should be by-passed to ground through a 0.001- μ f. mica condenser, C_8 . This pin should also be connected to Pin 3 on the 1626 oscillator-tube socket, and, through a 5000-ohm resistor, R_3 , to Pin 6 on the 6AG7 socket. The buffer tank coil, L_1 , is wound on an old octal tube base, and the coil ends should be connected to the pins in the tube base that correspond to the connections made at the magic-eye socket. A small 50- μ f. variable (APC type) is mounted below this socket with its shaft protruding through the right side wall of the chassis. The stator of this condenser should be connected to the pin going to the plate side of the buffer tank coil. The rotor should be grounded, of course.

Final Amplifier

This completes the wiring of the buffer stage and we can now turn our attention to the final amplifier. First, find the 1625 that has neither of its heater terminals (Pins 1 and 7) grounded. The filament line from the power plug will be found connected to one of these pins. Transfer it to the other one, and ground the pin from which the filament line was removed. This connects the heaters in parallel for 12-volt operation. Connect a 25- μ f. mica condenser directly across the heater terminals of each tube. On each socket, strap Pins 6 and 7 together, grounding the cathodes. From each grid terminal (Pin 4) connect a 10- μ f. mica condenser directly to ground. Also, connect a 25- μ f. mica condenser from each screen terminal (Pin 3) to ground. Connect a 15,000-ohm resistor between one of the 1625 grid terminals (Pin 4) and the key filter, C_{10} , RFC_1 , C_{11} .

Before we return to the top of the chassis, mount the 6AL5 horizontally on a bracket in the space left vacant by the removal of the tank padding condenser. Ground one of its heater terminals, and connect the other to Pin 2 on the 6AG7. Mount the 500K potentiometer, R_7 , opposite the 6AL5 on the right-hand edge of the chassis. Ground one of the end terminals of the potentiometer and connect the other end to terminal 3 on the 1626 socket. The arm contact of the potentiometer goes to Pin 1 on the 6AL5.

Plate V.H.F. By-Pass

C_{17} is a plate by-pass for v.h.f. The essentials of construction are shown in the sketch of Fig. 2. It is an air condenser of approximately 50 μ f., made up of three pieces of aluminum sheet, each $3\frac{1}{4}$ inches high and $4\frac{1}{2}$ inches wide, spaced $\frac{1}{8}$ inch. Mounting lips $\frac{5}{16}$ inch wide are bent over at the bottom edges of the two outside plates to provide for mounting directly on the chassis.

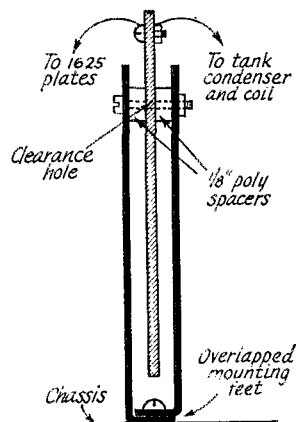


Fig. 2 — Sketch showing the construction of the plate v.h.f. by-pass for the 1625 amplifier.


center plate has a clearance hole for the assembly screw in each upper corner. The spacing washers are cut from $\frac{1}{8}$ -inch polystyrene sheet. The condenser should be mounted close to the 1625s.

The tank padding condenser, removed from underneath, will now be used as the plate tank tuning condenser. It is placed, on edge, along the right-hand side of the chassis after drilling holes in the frame. The shaft is fitted with a flexible coupling, and a hole is drilled in the panel for a panel bearing. Before mounting the condenser permanently, the meter should be mounted behind the screened hole, and the neon-bulb over-modulation indicator mounted in a rubber grommet at the hole previously drilled for it in the



Bottom view of the revised BC-696 rig. The original amplifier tank padder has been transferred to the top of the chassis as a separate tank tuning condenser. The 6AL5 modulation-indicator tube is mounted in the space left vacant. The buffer tank condenser is in the lower left corner of the chassis.

QST for



So-o-o Big!

Latest Fashions in Beams for 144 Mc.

IT'S a well-known fact among v.h.f. men that it is the *size* of an antenna that counts. You can't get optimum performance by cramming a large number of elements into a small space. The capture area of the array determines its effectiveness, particularly in receiving, which is half the battle. With a given number of elements, the larger the frontal area, the better the array will work, assuming, of course, that the elements are phased properly, and the system will take power.

Much of the progress on 144 Mc. in recent years has come about because the antennas have been getting bigger and better. The fellow who worked with a folded dipole has gone to a 4- or 5-element beam. The former owner of a single parasitic array now has at least two of them stacked; usually with full-wave spacing. A 16-element collinear is no longer considered to be a "big" antenna, and 32-element arrays are by no means the largest in existence, as they once were.

Configurations run to two general classes. One school builds its beams in sets of parasitic arrays; the other uses collinear elements, with either parasitic or screen reflectors. There is great difference of opinion as to the merits of the two approaches, but either one can do an outstanding job if the array is made big enough. In general, the collinear array is less critical as


to frequency, but the big parasitic structures appear to give somewhat more gain for a given frontal area, when they are tuned up exactly on the nose.

The collinears usually employ half-wave spacing; the parasitic arrays run to full-wave in both vertical and horizontal spacing of the component arrays. Examples of both styles are shown in the accompanying photos. The monster at the lower left is probably the biggest 2-meter array ever built, a 104-element boxkite erected by W3QKI, Erie, Pa. Herb started out to check the worth of long Yagi configurations. There seemed to be almost no limit to the number of elements in line that would produce some additional gain. Ten elements showed considerable gain over 6 or 7, and 13 gave another decibel more than 10. How about a bunch of 13-element arrays? There was only one way to tell, and the 104-element array was that way.

Made up of eight 16-foot booms, each carrying 13 elements, the W3QKI array is 27 feet long, 16 feet deep and 10 feet high. Its center is 43 feet above ground. Performance? Ask anyone who has worked W3QKI! Checks indicate a power gain of nearly 200, or in excess of 22 db. Aiming becomes a major problem with such a monstrosity, as the nulls in the pattern are only about 15 degrees apart. What such gain can mean in terms of 2-meter coverage can be judged by the signal Herb puts in at WIHDQ. In a series of daily skeds, W3QKI was worked every try — over a distance of about 375 miles.

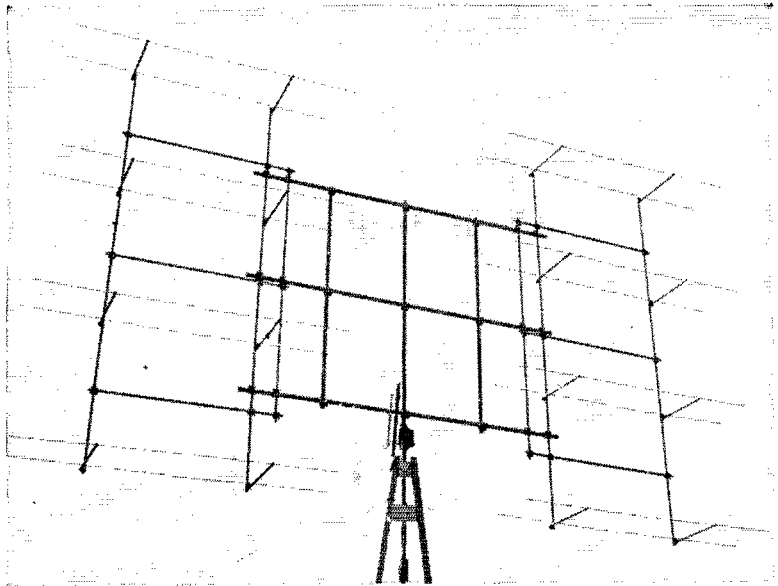
The other parasitic job is a midget by comparison, but still a mighty bit of antenna construction. It consists of two 30-element arrays that follow the W2NLY design,¹ mounted side by side. It is the handiwork of W1CCH, Springfield, Mass. Two-meter operators in most of the Northeast know its signal well. A similar array is in use at WINH, Bennington, Vt., and these two fellows work regularly on 144 Mc. over a path that would have been considered completely hopeless a few years ago.

¹ "More Gain with 30 Elements," Kmosko, CQ, Jan. 1950.



◆
104 elements on 144 Mc. The "array to end all arrays" at W3QKI, Erie, Penna.
◆

◆
 Two 16-element
 arrays with up to
 $\frac{5}{8}$ wavelength
 spacing—W1VLH,
 West Hartford,
 Conn.
 ◆



The third member of our Big Three is the 32-element array at W1VLH, West Hartford, Conn. It is composed of two 16-element arrays that follow the all-metal design shown in recent editions of the *Handbook*. The frame is so constructed that the spacing between the two arrays can be varied from zero to $\frac{5}{8}$ wavelength. Mounted on a temporary support only 10 feet off the ground in a typical residential location, it has outperformed a smaller array that is 100 feet above ground. The 32-element job is now at 40-foot height, and after it has demonstrated its anticipated ability to withstand the hazards of a New England winter, it will be hoisted to the tower position, slightly more than 100 feet above ground. Already, even at the 10-foot level, it has provided the 100-watt rig at W1VLH a signal to be reckoned with in work with the W2s, 3s and 4s, at distances up to 400 miles and more.


Some other unusual but effective arrays presently in use on 144 Mc. include a 48-element job at W2NLY, a 40-element set-up at W2UK, and a 28-element array at W2ORI. The latest in a long line of antenna efforts by W2NLY consists, in effect, of two 24-element arrays one

above the other. This runs to considerable height, requiring a rotating structure more than 36 feet from top to bottom.

W2UK's 40-element job also is a tall one, with eight 5-element arrays, 4 high and 2 wide, with full-wave spacing.

The 28-element array used by W2ORI is made up of four 7-element Yagis, with full-wave spacing in both dimensions. Put the W2UK and W2ORI beams together and they spell communication. These two fellows work around the clock at any season, in any weather, though they are separated by some 280 miles. — E. P. T.

◆
 W1CCH, Springfield, Mass.,
 admires his handiwork—a
 60-element beam for 144 Mc.
 ◆



A Two-Control Multiband Transmitting Unit

Six Bands—TVI-Suppressed

BY HUGH HERRING,* W3KMA

IN the April, 1952, issue of *QST*, a gang-tuned bandswitching frequency-multiplier unit called the "Bandbox" was described in detail.¹ This little unit was duly constructed and used for several months in various lash-ups with great success. Therefore, when it came to the project of providing a driver for a new high-power amplifier using a pair of 4-125As, it was natural that the Bandbox be considered as the nucleus. There remained only the choice of a suitable oscillator and output stage.

Circuit

Fig. 1 shows the final version of the circuit. Although provision is made for an external VFO, a grid-plate crystal oscillator using a 6AG7 is included on the chassis. The original Bandbox input circuit is suitable for either 1.75- or 3.5-Mc. oscillator output, but there is no provision for using 40-meter crystals. Since the output of the 6AG7 is adequate to drive the output stage directly, the 6AK6 80-meter and 6C4 40-meter stages can be eliminated for crystal operation, although they are left in for VFO. For crystal operation on the latter bands, the output of the oscillator is fed directly to the corresponding tank circuits in the Bandbox. It was found that the 80-meter Bandbox circuit would still cover the band and track satisfactorily with the added capacitance of the 6AG7. However, the 40-meter tank, with its lower tank capacitance, would not track with this added capacitance without readjustment of its trimmer. Since it was desired to operate the Bandbox as originally intended when

* 309 West Joppa Road, Towson 4, Md.

¹ Mix, "The 'Bandbox' — A Single-Control Frequency Multiplier," April, 1952, *QST*, p. 11.

• This attractive-looking unit, covering 80 through 10 meters, has had over a year of operation in a spot where good TVI suppression is a must. With a 2E26 or 6116 in the output stage, this two-control bandswitching rig can be used either as an exciter for a high-power amplifier or as a low-power rig feeding the antenna.

using VFO, a trimmer coil, L_1 , was added for crystal operation. When the ceramic switch, S_{3A} , is in the 40-meter position, L_1 parallels the 40-meter tank in the Bandbox, decreasing the effective inductance in the circuit to compensate for the added capacitance of the 6AG7. Because drive to the output stage can be adjusted by detuning the Bandbox, accurate tracking is not necessary and this expedient can be used to bring the tuning within the desired range.

The 2E26 in the output stage delivers more than ample drive for the high-power final on all bands, although a 6146 could be substituted with an appropriate change in grid leak. The plate tank circuit is conventional, making use of two tapped coils with separate low-impedance links to cover the 6 bands (including 11 meters). Although the 2E26 is keyed along with the crystal oscillator, the 6AQ5 clamp tube protects the 2E26 during adjustment and in case the VFO is keyed.

R_{11} , which varies the screen voltage to the 2E26, provides a means of controlling excitation to a following amplifier. It is a feature that was never fully appreciated until it was incorporated



W3KMA's band-switching exciter. To the left are the controls for the crystal switch, VFO-crystal switch and bandswitch. To the right are the excitation control, meter switch and power switches. Above are the tuning controls for the frequency-multiplier unit and the output tank circuit.

in this rig and given a workout. It also helps to alleviate TVI, since it is possible to reduce the final-amplifier grid drive to the minimum-necessary level without resorting to the usual stunt of detuning the final-amplifier grid tank circuit.

The entire exciter is operated from a single power-supply unit. The 2E26 is fed the full voltage of the supply (450 volts in this case). The Bandbox and the plate of the 6AG7 are fed from a 250-volt tap on a voltage divider, while the screen of the oscillator is fed from a 150-volt regulated tap to clear up the last traces of chirp when the oscillator is keyed. The single milliammeter is switched by S_7 to read either grid current or plate current to the 2E26.

Construction

The essential details of construction may be taken from the photographs. The components

are assembled on a $13 \times 17 \times 3$ -inch chassis with an $8\frac{3}{4}$ -inch rack panel. The r.f. section occupies the left-hand end of the chassis with the power supply to the right. The r.f. section is enclosed in a shielding compartment made up of angle stock and aluminum sheet. The sides are perforated with $\frac{1}{4}$ -inch holes to provide ventilation. A shielding partition separates the two sections underneath. A bottom plate completes the shielding.

The layout for the Bandbox section is essentially the same as the original. However, the bandswitch shaft is extended to the rear to include the two additional sections that switch the amplifier coils. This can be done by making a new shaft of strip steel, or two Centralab shaft sections can be spliced, joining the two pieces with a length of rod with a saw-cut at each end, and securing with a pin. Longer stator rods can

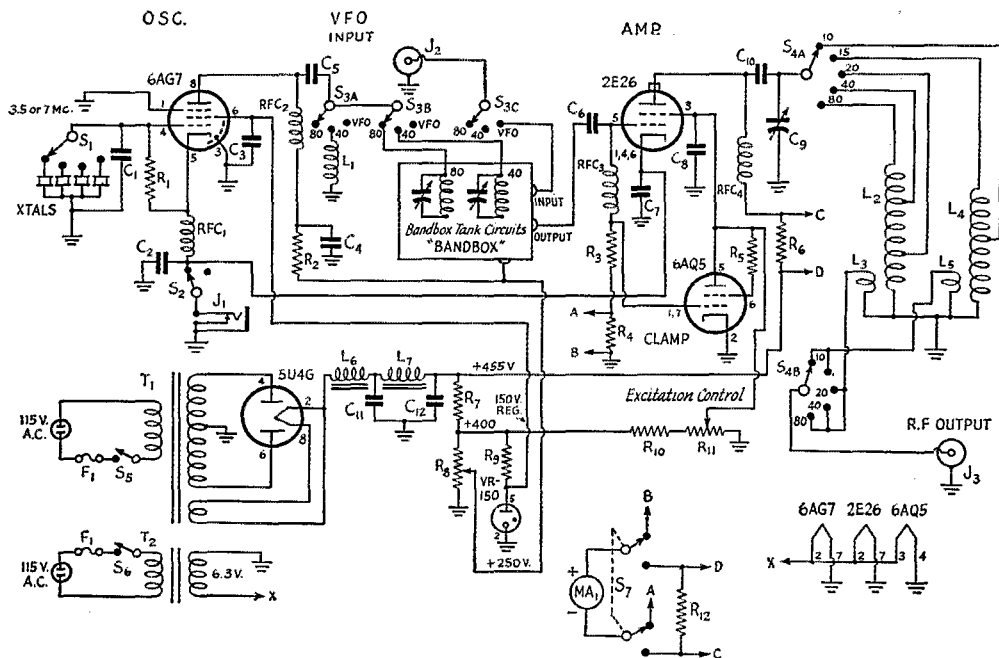



Fig. 1 — Circuit diagram of the bandswitching exciter.


- C_1, C_6 — 100- μ fd. mica.
- $C_2, C_3, C_4, C_5, C_7, C_8$ — 0.005- μ fd. disk.
- C_9 — 100- μ fd. variable.
- C_{10} — 0.008- μ fd. 1200-volt mica.
- C_{11}, C_{12} — 4- μ fd. 1000-volt oil-filled.
- R_1 — 0.1 megohm, $\frac{1}{2}$ watt.
- R_2, R_3 — 15,000 ohms, 1 watt.
- R_4, R_6 — 68 ohms, 1 watt.
- R_5 — 100 ohms, 1 watt.
- R_7 — 1000 ohms, 20 watts.
- R_8 — 50,000 ohms, 20 watts, adjustable.
- R_9 — 22,500 ohms, 10 watts.
- R_{10} — 20,000 ohms, 20 watts.
- R_{11} — 75,000-ohm 7-watt potentiometer.
- R_{12} — 20-times multiplier shunt (see text).
- L_1 — Approx. 14 μ h. — 36 turns No. 26 enam., $\frac{1}{2}$ -inch diam., close-wound on iron-slug form (National XR-50 form).
- L_2 — 35 turns No. 24, $\frac{3}{4}$ -inch diam., 1 inch long, tapped at 14 and 21 turns from ground end (B & W 3012 Miniductor).
- L_3 — 8 turns No. 22 plastic-covered, wound over ground end of L_2 .

- L_4 — 17 turns No. 20, $\frac{3}{4}$ -inch diam., 1 inch long, tapped at 10th turn from ground end (B & W 3011 Miniductor).
- L_5 — 4 turns No. 22 plastic-covered, wound over ground end of L_4 .
- L_6 — 12-hy. 200-ma. filter choke.
- L_7 — 8-hy. 200-ma. filter choke.
- F_1 — Buss-type fuse, 2 amp.
- J_1 — Closed-circuit 'phone jack (or shielded connector).
- J_2, J_3 — Coax connector.
- MA1 — D.c. milliammeter, 5-ma. scale.
- RFC1, RFC2, RFC3, RFC4 — 2.5-mh. r.f. choke.
- S_1 — Crystal switch — multitap rotary.
- S_2, S_5, S_6 — S.p.s.t. toggle.
- S_3 — 3-circuit 3-position rotary switch, ceramic.
- S_4 — 2-circuit 5-position rotary switch, ceramic.
- S_7 — D.p.d.t. rotary switch.
- T1 — Power transformer — 600-0-600 volts r.m.s., 200 ma.; 5 volts, 3 amp.; 6.3 volts, 3 amp. (e.g. Stancor PC 8414 — 6.3-volt windings not used).
- T2 — 6.3-volt 2-amp. filament transformer.



Top view of the bandswitching exciter. The r.f. section is enclosed in a shielding box.

Bottom view of W3KMA's bandswitching exciter showing the shielding partition between r.f. and power-supply sections. A bottom plate is used to seal off the r.f. section.



be made of rod threaded at each end, although this is not necessary since the additional sections can have a separate mounting.

The 6AQ5 and the 2E26 are placed to the rear of the Bandbox unit and the output tuning condenser, C_9 , to the rear of the 2E26. S_4 and the output coils are directly underneath. The crystal socket, the 6AG7 and VR-150 are at the left, with the crystal-selector switch, S_1 , directly below. S_3 is placed so that its shaft is centered between the shafts of S_1 and the bandswitch; the 40-meter slug-tuned coil, L_1 , is immediately behind S_3 .

In the bottom-view photograph, the power switches, S_5 and S_6 , the meter switch, S_7 , and the excitation control, R_{11} , are mounted to the right along the front edge of the chassis. The meter above on the panel has a 5-ma. scale. The grid current to the 2E26 just about reaches this value as a maximum. For reading plate current, a 20-times multiplier shunt, R_{12} , is switched across the meter. R_{12} is made of No. 36 wire wound on a 1-watt resistor of 1000 ohms or more. The number of turns is varied until the meter reads full scale for a current of 100 ma.

All power wiring is done with shielded wire and disk-ceramic by-passes are applied as recommended in the TVI chapter of the 29th and 30th editions of the ARRL *Handbook*. Shielded wire

or coax is also recommended for the keying leads, both internal and external.

Reference should be made to the 30th edition of the *Handbook*, or to *QST* for April, 1952, in lining up the Bandbox circuits. This should first be done with VFO. Then, with S_3 in the 40-meter position, and the Bandbox tuned to the middle of the 40-meter band, L_1 should be adjusted for maximum drive to the 2E26. As a final adjustment, the tap on R_3 should be adjusted to give the desired average output level from the Bandbox.

This rig has been duplicated by several hams in the vicinity and all have lauded the smoothness of operation and freedom from TVI. At W3KMA, it has given over a year of gratifying service, providing an ease of band-hopping never before attained. Our operating pleasure has been increased tenfold since building this unit, and it will remain as a part of the station equipment for a long time to come. We now have no hesitation in answering the telephone whenever it rings, since there have been no complaints of TVI since the exciter was installed. This is saying quite a bit because, in addition to the local use of Channels 2, 11 and 13, we have to contend with signals on Channels 4, 5, 7 and 9 from Washington, D. C., some 40 miles distant.

See you on the low end of 20!

Strays

DXers and operating-award enthusiasts may find two new publications of value to them. The *Ham's Interpreter* — amateur terms and phrases translated into seven languages — is available for one dollar from Ben E. Wilbur, 47 Mounthaven Drive, Livingston, N. J. The *DX Log of Awards*, compiled by W4RKJ, may be obtained for one dollar from the Hobby Publishing Company, Easley, S. C.

G3IDG informs us of another very appropriately named ham. He's G2HDJ and the name is *C. W. Touch*.

The name of Donald McNichol is a familiar one to all who have followed radio and its documentary literature from modest beginnings to the bustling present day. We sadly note here his passing in late September at the age of 78, in his Roselle Park, N. J., home. "DM" — long-time friend of amateur radio, staunch upholder of all traditions of the art and chronologist-extraordinary for its archives — fired up a ham rig of his own long before the time of government licenses and call signs. Mr. McNichol first became interested in the science of wireless as a young railroad telegrapher, around the turn of the century.

You can set your operating goals to include a variety of communications achievements but we can assure you that a "two-letter-call WAS," perhaps better termed an Old-Timers WAS, is not one of those most easily accomplished. These forty-eight QSLs confirm c.w. two-ways with L. A. "Pete" Morrow, W1VG, *QST*'s advertising manager, contacts dating from 1947 through 1953. Which state was the "hold-out?" Kansas!



Filter Building Made Easy

Inexpensive Construction with Good Performance

BY CHARLES L. HANSEN,* WpASO

• The availability of ferrite-slug inductances offers the opportunity to make audio-frequency filters of good performance. Here is a practical method of constructing low-pass configurations such as might be used in low-level speech clippers.

THE experimenter often needs a good low-pass filter that will pass frequencies in the audio range up to a required cut-off point and provide 50 to 60 db. attenuation beyond cut-off. Commercially-designed units for carrier telephone application can be obtained, but usually cost thirty-five to one hundred and fifty dollars. Special filters designed to cut off to the purchaser's specifications, as well as commer-

ten times the price of components used for this filter.

Most articles on "how to design filters" deal with the mathematical derivation of the sections or meshes that make up the filter proper. After the filter has been designed mathematically and diagrammed, many experimenters have been disappointed in the actual performance of the completed filter. Because practical components fall short of the ideal reactances on which the filter formulas are based, as well as the difficulty of obtaining exact values, there is no substitute for practical experimentation with any filter, and the final values of capacitance and inductance may differ quite a bit from the calculated values. Also, most of us do not have the equipment, time, or inclination to design, build and adjust filters from theoretical information.

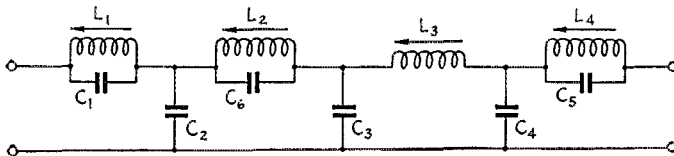


Fig. 1 — Circuit diagram of the filter discussed in the text. See Table I for sets of values for several cut-off frequencies in the audio range.

cially available filters, are priced beyond the reach of the average experimenter. The compromise method of making a filter out of power-supply chokes is frequently taken, but at the expense of performance in the final equipment. This is not very rewarding, to say the least.

The purpose of this article is to describe a method of designing and building a sharp cut-off low-pass filter with components that are available from any well-stocked radio parts supply house. The passband and the sharp attenuation at the cut-off point of this home-built filter are comparable with and in many cases equal to commercial low-pass filters costing more than

With the availability of recently developed variable ferrite slug-tuned inductors¹ good filters are now within the budget of everyone. Not only do we have an inductance that can be varied but we have the added advantage of a slug made of ferrite, which increases the Q by reducing the resistance per unit inductance. These inductances possess all of the qualities necessary for a good reactance which in turn results in the building of a good practical filter.

A Practical Filter Design

The configuration chosen for the filter described here and shown in Fig. 1 provides for a minimum of inductances. The filter contains two shunt *m*-derived half sections, one on each end, to provide a good impedance match from

* 3552 Pacific St., Omaha 5, Nebraska

¹ The ones used by the author are made by the Grayburne Corp., 4-6 Radford Place, Yonkers, N. Y.

TABLE I

Cut-Off Frequency	Inductance (see notes)				Capacitance, μf .					
	L ₁	L ₂	L ₃	L ₄	C ₁	C ₂	C ₃	C ₄	C ₅	C ₆
3.5 kc. \pm 0.5 kc.	A 1/4"	A 3/4"	A 1/2"	A 1/4"	0.1	0.16	0.16	0.12	0.1	0.02
4.5 kc. \pm 0.5 kc.	A 3/8"	A 1/2"	A 3/8"	A 3/8"	0.1	0.14	0.14	0.1	0.1	0.015
8.5 kc. \pm 0.5 kc.	B 7/8"	A 1/4"	A 3/8"	B 7/8"	0.04	0.06	0.06	0.06	0.04	0.006
16.5 kc. \pm 1.0 kc.	B 1/2"	A 1/8"	A 3/4"	B 1/2"	0.02	0.03	0.03	0.03	0.02	0.004

A — Grayburne type V-25 variable coil, 5-43 mh.
 B — Grayburne type V-6 variable coil, 0.65-6 mh.
 Dimensions refer to length of slug inserted in coil as a preliminary setting before tuning adjustments.
 The capacitors should be good-quality paper units.

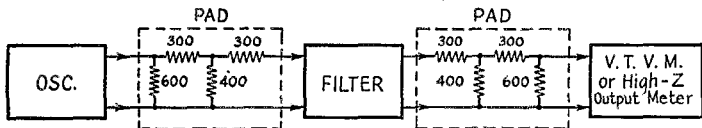


Fig. 2 — Test set-ups for adjusting filters. If equipment having output and input impedances matching the filter is available the simple arrangement shown above may be used; otherwise the use of isolating pads as shown in the lower drawing is recommended. Another alternative, when using an a.c. v.t.v.m., is to terminate the filter in its characteristic impedance, and adjust the input voltage to a fixed value for each frequency before making output measurements across the load resistance.

and to the flanking circuit units. An m -derived full section and a constant- k section make up the other two meshes. The m -derived section sharpens the cut-off characteristic and the constant- k section assures that attenuation of the unwanted frequencies beyond the passband will remain high. The impedance this filter must work into and out of is 500 to 600 ohms. Insertion of a filter into a circuit whose load impedance varies with frequency will result in erratic operation.

Good practice in an extreme case of changing load impedances dictates the use of T pads connected before and after the filter. The use of these pads reduces the effects of source and load impedance variations with frequency.

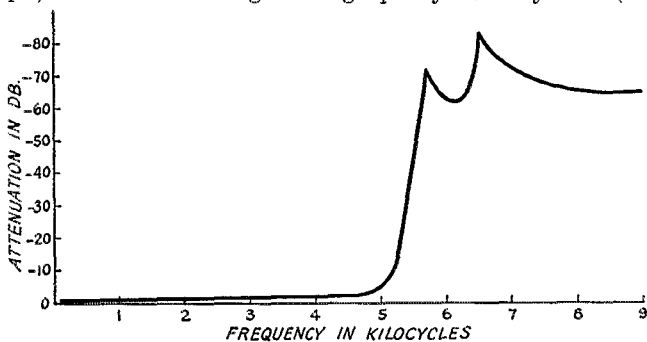
Table I gives practical component values for several frequency ranges. For example, if a low-

to place the cut-off frequency at the desired frequency. Manually sweep through the passband again and adjust the slugs on L_1 and L_4 for improvement in the smoothness of the passband. These operations should be repeated until the passband response is reasonably flat (within 0.2 db.). The frequencies beyond 5700 cycles should be attenuated 60 db. or more, with an attenuation peak of 70 db. or so at 6500 cycles.

After adjustment the filter is ready for use. It may be enclosed in a metal box taking up no more room than an average 20-watt output transformer. The individual sections may be shielded from each other if desired.

Among the many applications that can be thought of for such filters are (1) speech filters in communication work; and (2) audio use in recording and high-quality home systems (see

Fig. 3 — Measurements made by the author on a 5-kc. cut-off filter constructed from the data in Table I.



pass filter having a cut-off of about 5000 cycles is needed, a set of values will be found in the second row. Wire the condensers and inductances as shown in Fig. 1 and adjust the ferrite slugs to the specified distances. Connect the completed filter to an oscillator and a measuring set having 500- to 600-ohm impedance. If an oscillator and measuring set with this impedance value are not available use a pad set-up as shown in the lower drawing of Fig. 2.

Manually sweep the oscillator through the passband and check the uniformity of response with the output meter or measuring set. Also check for the correct cut-off frequency of 5000 cycles. Adjust the slugs on L_2 and L_3 alternately

Audio Engineering for several discussions). For example, a 5000-cycle filter can be used for sharply cutting off the hiss and scratch from old records.

ARE YOU LICENSED?

- When joining the League or renewing your membership, it is important that you show whether you have an amateur license, either station or operator. Please state your call and/or the class of operator license held, that we may verify your classification.


Remote Mobile-Antenna Resonating

A Tuning System Using Surplus Items

BY J. C. PICKEN, JR.,* K6DY, AND B. A. WAMBSGANSS,* W6WOY

STATIONS K6DY and W6WOY are using an interesting remote-control resonating system designed by the former for their mobile antennas. They make use of surplus twenty-four-volt d.c. motors driving a loading coil removed from a surplus ARC-5 transmitter.

Many of the 24-volt surplus motors will run on 6 volts d.c. with sufficient torque to drive



The ARC-5 roller coil is driven by a small pinion gear on the shaft of the surplus motor. The pinion fits the original fiber gear on the coil.

the coil. It was also found that some of the motors are already equipped with gears that mesh perfectly with the fiber gear on the loading coil.

The control circuit used by W6WOY, shown in Fig. 1A, is a three-wire system (the car frame is the fourth wire) with a double-pole double-throw switch and a momentary (normally off) single-pole single-throw switch. S_2 is the motor-reversing switch. The motor runs so long as the push-button switch, S_1 , is closed.

K6DY has introduced an additional refinement by using a latching relay, in conjunction with microswitches, so that the motor automatically reverses when the roller reaches the end of the coil. This circuit is shown in Fig. 1B. S_3 and S_5 operate the relay, K_1 , which reverses the motor. S_4 is the motor on-off switch. When the

* Cmdr., USNR, Hq., 11th Naval Dist., Code 13,511, San Diego, Calif.

• Here is a simple remote-tuning system for your mobile whip antenna. It is built almost entirely of surplus items.

tuning-coil roller reaches one end or the other of the coil, it closes S_6 or S_7 , as the case may be, operating the relay and reversing the motor.

The procedure in setting up the system is to prune the center loading coil to resonate the antenna on the highest frequency used without the base loading coil. Then, the base loading coil is used to resonate at lower frequencies when QSY. W6WOY throws S_2 (Fig. 1A) to "up" or "down," according to whether he is QSY up or down in frequency, and then controls the motor by means of S_1 . K6DY momentarily closes S_3 or S_5 (Fig. 1B) to close the latching relay for QSY up or down, and then controls the motor with S_4 . By using an additional latching relay, K6DY has pilot lights on the control panel to show in which direction the motor is running.

Using this system, it is possible to QSY while in motion without loss of signal strength. Both

(Continued on page 116)

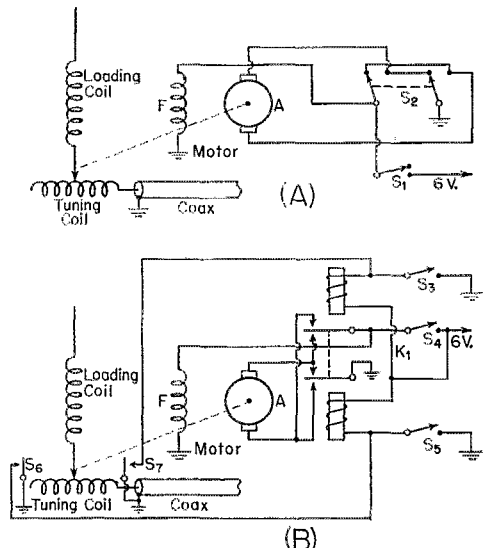


Fig. 1—Circuits of the remote mobile-whip tuning systems used by K6DY and W6WOY.

K_1 —D.p.d.t. latching relay.

S_1, S_3, S_4, S_5 —Momentary-contact, s.p.s.t., normally open.

S_2 —D.p.d.t. toggle.

S_6, S_7 —S.p.s.t. momentary-contact microswitch, normally open.

Transistor Circuitry

A Review of Transistor Characteristics and Operating Considerations

BY RICHARD CLAY,* W9JRO/4

• Here is a general picture of transistor operation in simple terms. The two basic types of transistors are described and methods of using them in typical amplifier and oscillator circuits are outlined. If you've been thinking of experimenting with transistors this article will help you get off on the right track.

TRANSISTORS have been available for quite some time and it is likely that certain amateurs will enjoy experimenting with them. Although they perform many of the functions of vacuum tubes, any effort to insert a transistor in a standard vacuum tube circuit will almost certainly be unsuccessful. In fact, the best general rule in designing a transistor circuit is to do exactly the opposite of what would be done in the similar vacuum tube circuit. It is the purpose of this article to outline the properties of transistors and show how to design circuits using them.

It is quite unfortunate that there has been no standardization in the transistor industry. The names, characteristics, and prices vary between different producers. In order to avoid showing a preference toward any manufacturer the following circuits are given without reference to a particular transistor. In every case effort has been made to describe the considerations which lead to a proper choice for the circuit components.

Construction of Transistors

At the present time, transistors are made of the element germanium. When impurities are added to a crystal of germanium the electrical conductivity is changed in different directions through the crystal. Amateurs have been utilizing this effect for quite a few years with germanium diodes such as the 1N34. Antimony, arsenic, and phosphorus make what is called "n-type" germanium. The name arises from the fact that this type has an excess of free electrons, which are negative charges. Aluminum or boron make "p-type" germanium, which has a deficiency of electrons. Either type has greater conductivity in one direction than pure germanium, and the direction of best conductivity is opposite in the two types.

There are two types of transistors. The so-called "point-contact" type is made from a

* RCA Engineer, Box 372, Cocoa Beach, Florida.

¹ The cut-off frequency is defined as the frequency at which the gain is down 3 db. as compared with the gain at low frequencies. In general, the cut-off point for voltage gain is different from that for current gain.

single crystal of n-type germanium. An electrode called the "base" is attached to one face of the crystal and two closely spaced contacts are made on the other face. These are called the "emitter" and "collector."

The "junction" transistor is formed of three layers of the two types of germanium. These may be arranged either as n-p-n or p-n-p. The n-p-n is the more common. In this type of transistor there are also three external connections. The base connection is made to the middle layer and the emitter and collector connections are made to the outer layers.

The junction type has higher power dissipation, lower noise, and a cut-off frequency¹ from 100 kc. to 1 Mc. The point-contact type has higher current gain and a cut-off frequency from 1 Mc. to 10 Mc. Certain types have been made to oscillate at frequencies up to 300 Mc.

With either type the emitter is usually biased in the direction of *high* conductivity and this gives a low input impedance. The collector is biased in the direction of *low* conductivity and the output impedance is high. (Note that this is opposite to the situation with vacuum tubes.) Since the current flow is roughly the same for both the emitter and collector, the transistor offers considerable power gain, because of the high ratio of output to input impedance.

Equivalent Circuit

Fig. 1 shows an equivalent circuit for a transistor. The emitter resistance, R_e , is a few hundred ohms. The collector resistance, R_c , is over 10,000 ohms for a point-contact transistor and usually over 1 megohm for junction transistors. It is

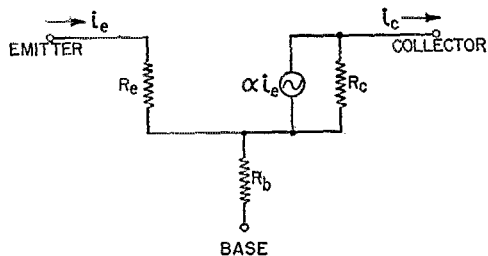


Fig. 1—An equivalent circuit for a transistor. The current gain, α , corresponds to the amplification factor, μ , in vacuum tubes.

important to note that the a.c. generator in the collector circuit is a *current* source. This is to be contrasted with the usual vacuum tube equivalent circuit which uses a voltage source. The factor α is the current gain and corresponds to the volt-

age gain or amplification factor, μ , in vacuum tubes.

There is no phase reversal in transistors. An increase in emitter voltage and current causes increases of the same polarity in the collector circuit. This fact is tremendously important in designing transistor circuits.

Amplifier Circuits

Fig. 2 shows one type of amplifier circuit, called the "grounded base" circuit. This is a stable circuit with both types of transistors and gives a power gain from 20 to 40 db. The input and output impedances are approximately the same as the emitter and collector resistances of

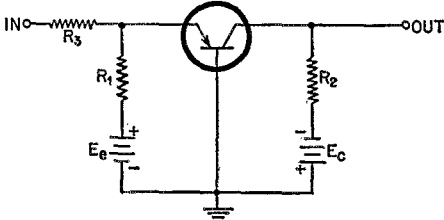


Fig. 2 — The grounded-base amplifier circuit. This circuit is stable with all types of transistors.

the transistor so this circuit has a low input impedance and a high output impedance.

The indicated polarities of E_e and E_c are proper for both n-p-n and point-contact transistors. If a p-n-p transistor is used, the polarities should be reversed. Either an examination of the characteristic curves or the manufacturer's specifications will show the proper emitter and collector currents. The resistors, R_1 and R_2 , are chosen to give the proper currents through the emitter and collector. Usually E_e and E_c are low-voltage sources such as a 22.5-volt battery. With this type of source R_1 and R_2 will be around 10,000 to 20,000 ohms.

The internal resistance from the emitter to the base is not constant in most transistors. This means that the input circuit presents a load to the source which varies during portions of the cycle. In order to minimize distortion it is frequently necessary to insert a resistance, R_3 , in series with the emitter circuit. The value of this resistance is best found by experiment.

Fig. 3 shows the "grounded emitter" circuit. This circuit may be unstable with point-contact

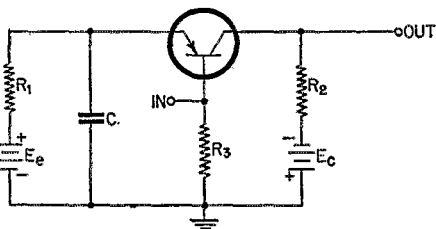


Fig. 3 — The grounded-emitter amplifier circuit. This circuit offers the greatest power gain and has characteristics which most closely resemble a vacuum tube amplifier.

transistors because the current gain in this type is greater than one. Since there is no phase reversal in transistors, base potential fluctuations due to the collector current provide a regenerative effect and may lead to oscillation when a point-contact transistor is used. This circuit will then become a relaxation oscillator and will generate nonsinusoidal waves.

This circuit has a higher input impedance and a lower output impedance than the grounded base circuit. It has the highest power gain of any of the simple amplifier circuits and most closely resembles a standard vacuum tube amplifier.

Resistors R_1 and R_2 are again chosen to give the proper operating currents to the emitter and collector. However, the flow of collector current through R_3 provides a self-biasing effect for the emitter circuit similar to a cathode resistor in a vacuum tube circuit, so R_1 will have a higher value in this circuit than in the grounded base circuit. The base resistor, R_3 , is usually around 10,000 ohms. The condenser, C , by-passes the emitter to ground. For certain values of R_3 the self-biasing effect is adequate and the emitter may be grounded directly.

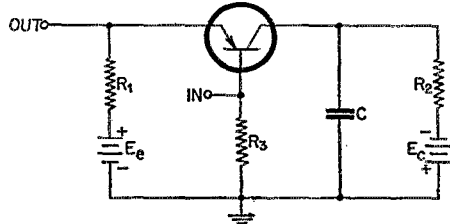


Fig. 4 — The grounded-collector circuit. This circuit has properties similar to a cathode follower.

The "grounded collector" circuit is shown in Fig. 4. This circuit resembles a cathode follower in vacuum tube circuits and is likely to be unstable when a point-contact transistor is used. It has the highest input impedance, the lowest output impedance, and the lowest power gain of all the basic circuits. The voltage gain is slightly less than one.

The circuit considerations are similar to those for the grounded emitter circuit except that the by-pass condenser, C , is placed from collector to ground.

Interstage Coupling

The peculiar properties of transistors must be considered when designing interstage coupling. It must be remembered that transistors are essentially current-actuated devices and have very low input impedances. For applications requiring compact construction it is possible to use resistance coupling in audio amplifiers as shown in Fig. 5. Grounded-base amplifiers are shown but this method applies equally well to grounded-emitter stages. The voltages and resistances are selected as described previously. Because of the low emitter resistance in the second stage the condenser, C , must be very large. It is commonly around 0.25 μf ., and may be as large as 10 μf .

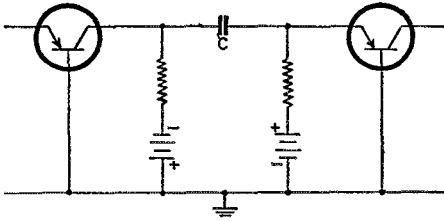


Fig. 5—Resistance coupling in audio amplifiers. Because of the low emitter resistance of the second stage the condenser, C, must be much larger than normal for a vacuum tube amplifier.

if good low-frequency response is desired.

Transformer coupling can also be used and the basic circuit is shown in Fig. 6. This type of circuit can be used for any frequency at which the transistor will provide gain. In r.f. and i.f. amplifiers the primary is tuned.

The voltages and resistances are chosen to provide the proper bias currents to the collector and emitter. The capacitors, C_1 and C_2 , are bypass condensers and maintain the a.c. voltage drop across the transformer windings. In an audio amplifier the transformer has a primary designed around 10,000 to 20,000 ohms and a secondary for 100 to 500 ohms. A standard plate-to-line transformer can frequently be used. It is

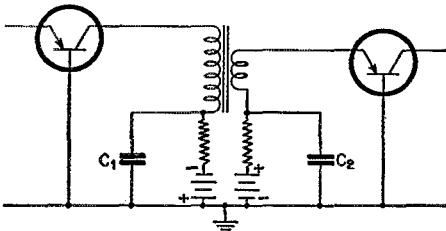


Fig. 6—Transformer coupling between stages. In order to match impedances a step-down transformer is used.

important to note that any interstage transformer will be of the step-down type because this type steps up the current and thus provides greater drive for the next stage. This again is quite opposed to common practice in vacuum tube circuits.

In tuned amplifiers a very useful type of coupling is that shown in Fig. 7. This may appear very strange until it is realized that a series $L-C$ circuit acts like a short circuit at the resonant

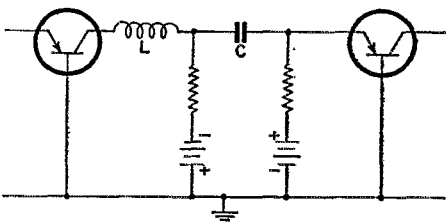


Fig. 7—Series-resonant coupling for a tuned amplifier. At the resonant frequency of the $L-C$ circuit maximum current is transferred to the emitter of the second stage.

frequency. At this frequency the maximum current will be transferred from the collector of the first stage to the emitter of the second stage. The gain will be greatest at the series-resonant frequency. The emitter resistance of the second stage is in series with the resonant circuit so for sharpest tuning this resistance should be as low as possible.

Oscillators

The type of oscillator circuit to be used depends a great deal on the type of transistor used. Perhaps the most common oscillator circuit used with point-contact transistors is the parallel-resonant base circuit shown in Fig. 8. With the point-contact type α is greater than 1 so the col-

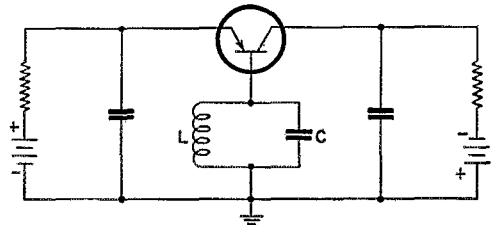


Fig. 8—The parallel-resonant base oscillator circuit. This circuit will oscillate only when the current gain of the transistor is greater than one.

lector current which flows through the tank circuit can be greater than the original emitter current. Since this collector current flows in a negative direction the combined effect is that of a negative resistance across the tank circuit. This is the requirement for sustained oscillation. It is interesting to note that no tapped coils are necessary. This is essentially due to the fact that the transistor has no phase reversal. The capacitors from emitter and collector to ground are by-pass condensers and are chosen so as to be appropriate for the frequency at which the circuit oscillates.

A rather common oscillator circuit for junction transistors is the grounded-emitter circuit shown

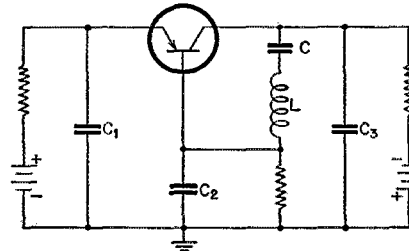


Fig. 9—The grounded-emitter oscillator circuit. This circuit will oscillate with junction transistors.

in Fig. 9. It derives its name from the fact that C_1 is so large as to provide the emitter with an effective a.c. ground. When this circuit is analyzed it is found that a negative resistance appears across the series-tuned tank circuit. Condensers C_2 and C_3 form a voltage divider. Part of the collector current flows through C_2 and provides the emitter voltage necessary to sustain oscillation.

For frequencies in the intermediate range C_2 and C_3 are around $0.01 \mu\text{f}$.

The Hartley oscillator circuit for transistors is shown in Fig. 10. This circuit has oscillated read-

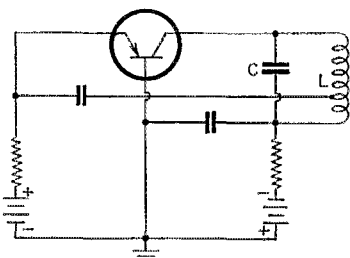


Fig. 10—A transistor Hartley oscillator. Note that the emitter excitation has the same phase as the collector voltage.

ily for the author. Since there is no phase reversal in transistors it is necessary to excite the emitter with a voltage which is in phase with the collector voltage. Therefore, in this circuit both emitter and collector are connected to the same side of a.c. ground in the tank circuit. This should be contrasted with the vacuum tube Hartley oscillator circuit where the grid and plate are connected to opposite sides of the a.c. ground.

In the March, 1953, issue of *QST* the author described a vacuum-tube oscillator circuit in which an isolating amplifier was used to remove the loading effects of the oscillator tube from the tank circuit. Since transistors have inherently low resistances they provide a rather heavy load on a tank circuit and it seemed wise to try the same trick with transistors. The transistor analog of a cathode follower is the grounded collector circuit so this circuit was used as the isolating stage. The remainder of the circuit shown in Fig. 11 was conceived from basic considerations. The

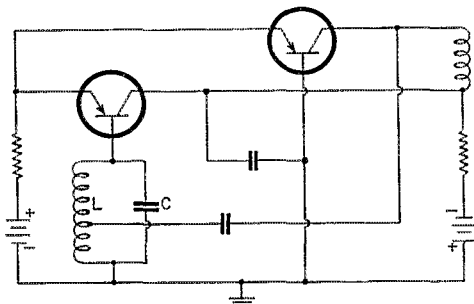


Fig. 11—An isolating oscillator using transistors. A grounded-collector stage (on the left) is used as the isolating amplifier. This circuit has not been tried at high frequencies.

transistor on the left is the grounded-collector isolating stage.

It was a pleasant surprise to find that the circuit oscillated the first time it was turned on. Since junction transistors were used, the oscillation could not have been due to the grounded collector stage alone.

Because of the low cut-off frequency of the

transistors used it was not possible to maintain oscillation past the usual intermediate frequencies. Therefore, no information could be obtained regarding the stability of this circuit when used at the higher frequencies for which the original isolating oscillator was designed.

In conclusion, it should be emphasized that although transistors have received wide publicity which in some cases has suggested that they are a panacea for all the ills of electronics, for the present at least they have rather restricted application, especially in the amateur field. The amateur and experimenter will do well to realize this fact and to regard them as rather expensive toys. He should most certainly forego the pleasures of playing with them until he feels well grounded in the basic considerations which lead to sound transistor circuitry.

Strays

W1CLS reports plenty of interest in his wide-range pi-network amplifier, described in October, 1953, *QST*. Correspondence runs largely to two questions: Where to get Helipot dials, and what kind of s.w.r. bridge was used? Answers: Beckman Instruments, Inc., Helipot Division, 1011 Mission St., South Pasadena, Calif.; Micro-Match Model MM-2, by M. C. Jones Electronics Company, Bristol, Conn.

STAFF OPENING

We have a permanent opening for a young amateur to do general administrative work on the ARRL Hq. staff with the title of Assistant Secretary. Here is a chance to make amateur radio your career. The work is non-technical, requires the ability to express one's self well both orally and on paper, and will later involve a modest amount of travel. Any applicant should be one with initiative who will be able to assume administrative responsibility readily.

We'd like someone about age 25, preferably single, of pleasing appearance and personality, at least a couple of years of ham radio under his belt, preferably someone who has had some organizational experience such as secretary or other officer of a local club. We want a young man because we would expect to train him on the job. Salary will be commensurate with ability and background.

If you are interested, write to Box A, ARRL Hq., West Hartford, Conn. State your age, marital status, and give a résumé of your educational and employment or military service background, and amateur experience.

A 220-Mc. Station for the Beginner

Part III—The Modulator and Accessories for Putting the Station on the Air

BY EDWARD P. TILTON,* WIHQ, AND MASON P. SOUTHWORTH,** W1VLH

Two previous installments of this series of articles described a simple receiver for 220 Mc. and the r.f. portion of the transmitter. To engage in communication, we now need a modulator to impress speech or keyed tone on the transmitted carrier, an antenna system, and some means of telling when the station is working at maximum efficiency. With these somewhat unrelated items in this concluding article we start the Technician off on the road to what we hope will be an interesting career in amateur radio.

The Modulator


In its simplest terms, a modulator is a device for varying the transmitter output in accordance with variations in the operator's voice. As such it usually consists of a speech amplifier of one or more stages, to build up the minute voltages that come from the microphone, and the modulator stage itself. The latter works into an output transformer, and the plate current to the transmitter is fed through its secondary. Positive voice peaks thus add to the transmitter output; negative peaks subtract from it. That's about all there is to modulation, except that we must be careful to see that this is done only to the proper degree, and with a minimum of distortion of the original voice variations. In v.h.f. work it is often helpful to be able to transmit keyed tone, for code practice and for better signal readability under adverse conditions. Our modulator makes provision for this, as well as for voice modulation.

Only three tubes are used, but the modulator is more than ample for the job at hand. It will deliver good quality audio, and with minor modifications its power output can be stepped up for use with a larger transmitter at a later date. Unlike nearly all speech equipment described for the beginner in years past, this modulator uses a crystal microphone. Formerly, this would have seemed extravagant, but a look at current catalogs shows that the over-all cost of a modulator is about the same, regardless of whether a crystal or a carbon microphone is used. The crystal gives much better voice quality, and though it requires one more stage than a carbon job, the bulky transformer and bothersome current source needed for the carbon microphone are eliminated.

Two voltage amplifier stages are used: a high-gain 6SJ7 pentode and a 6J5 triode amplifier, ahead of a 6V6 (or 6V6GT) Class A₁ modulator. Resistance coupling is used between stages in the interest of simplicity. The output stage will deliver nearly 5 watts of audio with low distortion,

enough to modulate 10 watts input. A 6L6 may be substituted, and a higher plate voltage applied, to raise the output to more than 10 watts. Tone modulation is accomplished by introducing some feed-back, to make the system oscillate at an audio frequency. The size of the feed-back capacitor, C₃, controls the pitch of the note.

The modulator is built on a 5 × 7 × 2-inch aluminum chassis. It is desirable to provide a bottom plate for shielding against r.f. pick-up



Modulator for the 220-Mc. station. Metal tubes are 6SJ7 and 6J5 voltage amplifiers. At the rear is the 6V6GT modulator. The crystal microphone connector is at the left. A jack for keying the tone modulation is in the center, and the gain control at the right.

and possible feed-back. On the front panel, from left to right, are the jack for the microphone, the keying jack for tone modulation, and the gain control. The key jack must be insulated from the panel with fiber washers. The two tubes in front are the 6SJ7, near the microphone jack, and the 6J5. The 6V6GT is behind the 6J5, and the modulation transformer is to its left. If a "multi-match" type of transformer is used, make the connections for a primary impedance of about 5000 ohms. The secondary impedance is found by dividing the oscillator plate voltage by the plate current. This will work out to around 8000 to 10,000 ohms.

Most of the small components can be identified in the bottom view. Placement of leads and parts is not critical, except that the grid leads of the 6SJ7 and 6J5 should be as short as possible. The lead from the microphone jack should be made with shielded wire, as should the heater leads. The latter are run around the corners of the chassis to minimize hum pick-up by adjacent

* V.H.F. Editor, *QST*.

** Laboratory Assistant, *QST*.

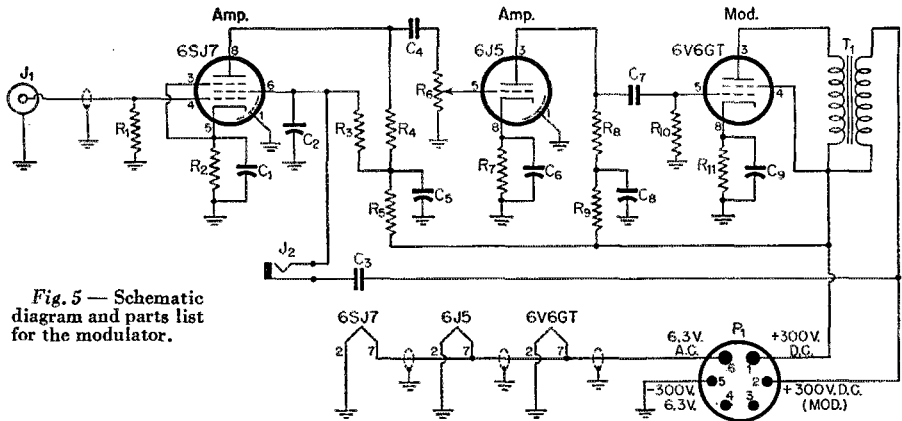


Fig. 5 — Schematic diagram and parts list for the modulator.

- C₁, C₆, C₉ — 25- μ f. 50-volt electrolytic.
- C₂ — 0.1- μ f. 400-volt tubular.
- C₃ — 0.004- μ f. 400-volt tubular.
- C₄, C₇ — 0.01- μ f. 400-volt tubular.
- C₅, C₈ — 8- μ f. 450-volt electrolytic.
- R₁ — 4.7 megohms, $\frac{1}{2}$ watt.
- R₂ — 1500 ohms, $\frac{1}{2}$ watt.
- R₃ — 0.5 megohm, $\frac{1}{2}$ watt.
- R₄ — 0.22 megohm, $\frac{1}{2}$ watt.
- R₅ — 47,000 ohms, $\frac{1}{2}$ watt.

- R₆ — 1-megohm volume control.
- R₇ — 1500 ohms, $\frac{1}{2}$ watt.
- R₈, R₉ — 5000 ohms, 5 watts (1 watt usable).
- R₁₀ — 0.47 megohm, $\frac{1}{2}$ watt.
- R₁₁ — 680 ohms, 1 watt.
- J₁ — Microphone jack (Amphenol PC1M).
- J₂ — Open-circuit jack.
- P₁ — 6-pin male power connector (Amphenol 86-CP5).
- T₁ — 10-watt modulation transformer (Stancor A-3871).

circuits. The wiring diagram is shown in Fig. 5.


Two tie-points may be seen near the front center of the chassis. A single terminal strip near the 6SJ7 supports one end of R₃, R₄, R₅ and C₅, and serves as a ground terminal for R₁ and R₂. A three-terminal tie strip supports one end of R₅, C₃ and C₄. The two 5-watt resistors are visible between the 6J5 and the 6V6GT. The high rating of these resistors is not required, and 1-watt resistors may be substituted, if tie-points are provided for supporting them. The resistors shown are mounted on 2-inch 6-32 screws, with a fiber washer at each end. Power leads are brought out to a connector mounted on the chassis rear wall.

Operation

Check the wiring over carefully before applying power to the modulator. Power requirements

are 6.3 volts, a.c. or d.c., for the heaters and 200 to 300 volts at 25 to 40 ma. d.c. These voltages can be furnished by the power supply used for the receiver and oscillator portions of the station. When the units are connected by the cabling as shown in Fig. 6 the power should be turned on and the gain control advanced until a brightening of the transmitter output indicator lamp is seen as the operator speaks into the microphone. If the gain control is advanced too far there may be feedback, usually evidenced by a high-pitched squeal in the receiver.

How far the gain should be turned up will depend on the type of receiver in use at the station we wish to work. If the other fellow is using a receiver like the one described last month the modulation may be turned up to the point where there is some brightening of the output indicator



Bottom view of the modulator unit.

lamp. If he has a communications receiver, however, a very low level of audio should be used; otherwise, the signal will be unintelligible because of the frequency modulation that accompanies the desired amplitude modulation.

Our simple oscillator is very sensitive to plate-voltage changes, so the modulation process described earlier is bound to result in some frequency shift. Get someone who has a selective receiver to check with you, if at all possible, to determine the optimum gain level at the outset; then, whenever you wish to work someone who is using a communications receiver, turn the gain back to that setting. It won't look like much modulation, by ordinary standards, but it is the only way our little rig can be made to put out a readable signal when that kind of selectivity is involved. It may be impossible to hold down the frequency modulation to a satisfactory level when tone is used, so it may be necessary to save the use of the tone modulator for work with stations using broad receivers.

Power Supplies and Control Circuits

As this entire station requires only about 100 milliamperes at 200 to 300 volts, it can be operated very easily from a single 100-ma. supply. This may even be a vibrator or generator-type supply, operating from a 6-volt storage battery, in case you like to work portable or mobile. Separate power supplies for receiving and transmitting may also be used, and this approach has some advantages. The control circuits will be dependent on the power supply set-up, so these details are treated together.

The simplest possible one-switch control system is diagrammed in Fig. 6. Across the top are shown the male power fittings that are part of each unit of the station, 5 for the transmitter, 4 pins for the receiver and 6 for the modulator. Using a different number of contacts for each unit makes it impossible to connect any cable plug in-

correctly. The fittings in the center of the drawing are those on the power cable. Power supply and antenna connections appear at the bottom.

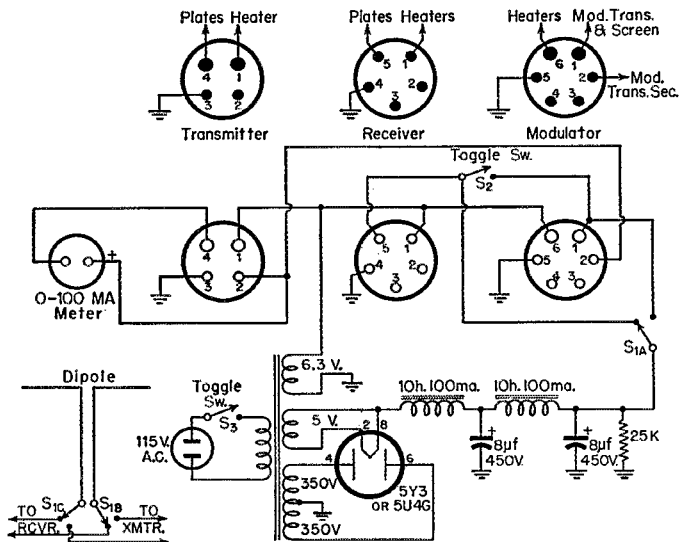
The power supply is turned on by the toggle switch, S_3 . The other toggle switch, S_2 , is used only to turn the receiver on while transmitting. Applying the plate power to either transmitter or receiver is done with one section of the three-section switch, S_{1A-B-C} . The diagram shows this switch in the receive position. If S_2 is left open, as shown, the receiver will go off when the transmitter is turned on, but it may be desirable to listen to one's own transmissions, and this is done by closing S_2 . This allows the receiver to run all the time that S_3 is closed regardless of whether the transmitter is on or not. The antenna is switched from transmitter to receiver by switch sections S_{1B} and S_{1C} .


No specific recommendations are made as to the power supply, other than the information in Fig. 6, as it is a strictly conventional set-up. Parts for its construction can be obtained at any radio store. A single filter section may suffice, but better hum elimination is possible if two filter chokes and two condensers are used, as shown in Fig. 6. The first choke can be shorted out with a toggle switch as a convenient means of increasing power, if the builder desires.

You may want to use two separate power supplies, one for the receiver and another for the transmitter. The heaters of all units can then be supplied from a single separate filament transformer, in this case. Switching of the antenna is done with a relay designed for this purpose. The 115-volt relay coil should be wired in parallel with the primary of the transmitter plate transformer in that case. Then when the transmitter power supply is turned on the antenna relay will be energized simultaneously, moving into its "transmit" position.

Still another possibility is "duplex" operation. This involves running the receiver and trans-

Fig. 6—Suggested power supply and control circuits for the 220-Mc. station. The three fittings at the top of the drawing are those mounted on the individual units. Below them are the matching fittings on the interconnecting power cable. At the lower left is the antenna switching, and at the right a standard power supply diagram. A three-section two-position switch, S_{1A-B-C} , takes care of the antenna and power switching. The receiver can be left on during transmission periods by closing S_2 .





A 5-over-5 array for 220 Mc., made from a commercial TV array originally designed for Channel 13. The two 5-element sections are spaced a full wavelength apart. A closed-end quarter-wave stub is connected at the midpoint of the phasing line, and the 300-ohm line to the station is attached to the point on the stub that gives the best match.

mitter simultaneously and requires a separate antenna for reception. Two stations operating duplex must be well separated in frequency, to prevent one's own transmitter from blocking his receiver. Such operation is illegal on bands lower in frequency than 50 Mc., because it is somewhat wasteful of spectrum space, but as interference is seldom a problem in the v.h.f. region duplex is permissible, and it may be used to advantage in crossband contacts or local rag-chewing. In working duplex, the receiving antenna is plugged into the receiver directly instead of being connected through a switch or relay.

Duplex is fun, and it allows much more rapid exchange of ideas than is possible with the more usual type of transmission and reception. It should be remembered, however, that where two antennas are employed they are likely to have different directional characteristics. For this reason, it is highly worth while to use the transmitting antenna for reception at all times except when duplex work is in progress.

Antennas

Here's a subject that could easily take up a book by itself, so we'll not attempt to deal with it extensively here. This is not to infer that the antenna is unimportant; quite the contrary, it will

¹ La Pointe Electronics, Inc., Rockville, Conn.

² "The Wide Spread Twin Five," Brown, March, 1950, CQ, page 11.

be the means by which your station establishes itself on the 220-Mc. band. The antenna is *all-important*, and it is worth all the work and expense you can put into it.

First we have to decide about our antenna polarization. Will it be vertical or horizontal? This controversy is as yet unresolved, and both are still in use. There is a trend toward horizontal polarization, but if everyone in your area is using vertical, you'd better go along with them. If there is no 220-Mc. activity yet, we suggest that it be started with horizontal systems, as a step toward eventual standardization.

Unless you are going to be satisfied with strictly local communication, you'll want something more than a simple dipole. Fortunately, this is not too much of a problem, as antenna elements for 220 Mc. are only about two feet long, and multielement arrays are comparatively small and light in weight. You'll find more useful information than we can put into this article in the V.H.F. Antennas chapter of *The Radio Amateur's Handbook*. We suggest you read it thoroughly.

Probably the easiest way to get a good antenna system for 220 Mc. is to revamp a TV antenna designed for one of the higher v.h.f. channels. There are many Yagi-type arrays on the market that are suitable for this purpose, and you can use one, or as many of them as your pocketbook (and possibly your wife, mother, or landlord) will stand.

An example of an array that will do a fine job is shown in the accompanying photograph. It was made from two Vee-DX¹ type JC Yagi arrays, originally designed for TV Channel 13. To use these 5-element jobs on 220 Mc. it is necessary only to cut one-half inch from both ends of each element. A single 5-element array may be fed at its folded dipole element with 300-ohm polyethylene transmission line, or the open-wire lines spaced one inch or less. The array shown in the photograph combines two 5-element arrays in a manner similar to the "Twin-Five" array originally described by W2PAU.²

Fittings for mounting the arrays are usually included by the manufacturer, and mast sections can be purchased at any store that handles TV installation fixtures. The center support can also be a round wooden pole of 1 to 1½ inches diameter. Such a pole can be found in most lumber yards.

The arrays are mounted one full wavelength apart, about 50 inches. The phasing line may be any of the commercial open-wire TV lines, or the builder can make his own by spacing two wires about one inch apart. The array is fed at the center of the phasing line, either through a "Q" section that matches the impedance of the transmission line to the lower value of the antenna, or by tapping the line on a shorted stub, if the antenna impedance is higher than that of the line.

Matching the antenna to the line is checked by setting up the antenna and the field-strength meter (described later) about 20 feet or more apart, and in about the same plane. In lieu of a

means of measuring standing-wave ratio, we will use a simple but effective method for attaining a match. We will observe standing-wave ratio by running the transmission line through our fingers and noting the variation in meter reading. Any change in the matching device that results in less

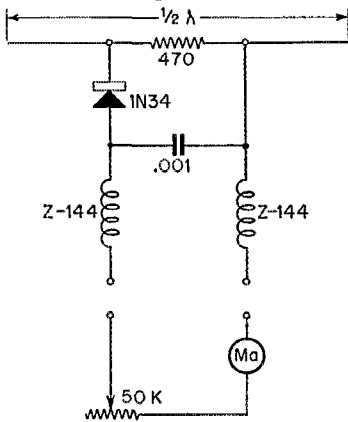


Fig. 7 — Schematic diagram of the remote-indicating field-strength meter. The upper portion is the pick-up unit; the lower is the indicator section.

variation in meter reading as this is done is a step in the right direction. With a perfect match there will be no variation, other than perhaps a slight change when the line is first touched. Obviously, this is a method that is suitable only for low-power operation, but at 10 watts input we need have no fear of r.f. burns!

In the array shown, the impedance at the center of the system turned out to be more than 300 ohms, so we used the "shorted-stub" method. A piece of 2-wire open line like that used for the phasing section was cut to a length of 14 inches. The wires were twisted together at one end and soldered, making a U-shaped stub 13 inches long. The open ends were then soldered to the center of the phasing line, using a half inch of each wire wrapped around and soldered. Our stub is thus 12½ inches long. Now we strip the insulation

from our transmission line for a length of an inch or so, and connect it to the stub, about midway between the phasing line and the shorted end. Apply power, and slide the point of connection along the stub until lowest standing-wave ratio (least variation in meter reading when the line is slipped through the fingers) is found. Solder in place at this point, and you're in business.

If the method above doesn't work out, the antenna impedance is probably lower than that of the transmission line, and a "Q" section will be needed. Your *Handbook* will tell you more about this method of matching. Still another method would be to make the stub described above a half-wavelength long (about 25 inches) and leave the end open. Any impedance likely to occur in this type of antenna can be matched with such a half-wave open stub, following the procedure outlined for the quarter-wave shorted one.

Stand-off insulators of the type used in TV installations are very helpful in assembling the antenna. The photograph shows how several of these were used in our 5-over-5 array.

Field-Strength Indicator

Adjustments on the antenna and transmitter are greatly facilitated if some sort of device is available for indicating relative power radiated by the antenna. Such a field-strength meter is shown in Fig. 7, and in the final photographs. It consists of two units, a pick-up section with antenna, crystal rectifier and isolating r.f. chokes and an indicating section containing a meter and a potentiometer for varying the sensitivity.

The meter shown is a Triplett 0-500 micro-ampere model that is set in a tilting mount, but any other meter from 100 microamperes to about 2 milliamperes range will do, and it can be mounted in any convenient box. The lower the meter range the more sensitive the instrument will be, but the potentiometer permits regulation of the effective sensitivity over a wide range.

The field-strength indicator is used by setting up the pick-up unit at a distance from the an-

(Continued on page 118)

A remote-indicating field-strength meter for v.h.f. use. At the extreme left is the pick-up unit, with its antenna of TV ground wire. Beside it is the indicating portion. The two units are connected by a flexible 2-wire cable of convenient length when in use. The interior of the pick-up unit is shown at the right.



The Novice Round-up

January 9th Through 24th

At 6:00 P.M. local time, January 9th, a two-week period gets underway when the call of the hour will be CQ NR, CQ Novice Round-up! Each and every amateur in the 73 ARRL sections is invited to get in on the fun and see how many Novices in how many sections can be worked.

Here is the opportunity for Novices to get acquainted with the enjoyment that comes from good contest operation, the chance to develop efficient operating skills and add to that elusive WAS list. The fun of competition on a sectional basis is yours for a total of 40 hours during the two-week contest period. A choice of operation on 80, 40, 15 or 2 meters is yours, offering many chances to give a good accounting of your section and yourself! Stations other than Novice can have the satisfaction of being a "new" state for many of their NR contacts while helping the newcomers over any of the rougher spots. With Novice activity on the upswing, opportunities to work new countries (for future DXCC purposes) abound. Novice "DX" calls heard on — and possible participants for the Round-up — are prefixed by WH6 (Hawaii), WP4 (Puerto Rico), WW6 (Wake Island) and WL7 (Alaska).

Sample of reporting form that must be used by all contestants.

STATION WNIABC—SUMMARY OF CONTACTS, NOVICE ROUND-UP							
B A N D	Date, Time of Contact	My NR Sent	My Section	NR Rcvd	His Call	His Section	Number of Each Different New Section as Worked
80	Jan. 9						
	1805	1	Conn.	1	WN8BBB	Ohio	1
	1810	2	"	2	WN4AAA	E. Fla.	2
	1815	3	"	2	W2CD	N.Y.C.-L.L.	3
	1825	4	"	2	WN9JJJ	Ill.	4
	1935	5	"	5	WN3UUU	E. Pa.	5
	1840	6	"	9	W4KFC	Va.	6
2	1852	7	"	5	WN2WWW	W. N. Y.	7
	1905	8	"	11	W1BDI	Conn.	8
80	Jan. 11						
	0800	9	"	14	W2III	W. N. Y.	—
	0810	10	"	21	WN1CCC	Maine	9
	0830	11	"	45	W1WPO	Conn.	—
15	0845	12	"	18	WP4VH	W. Indies	10
	0900	13	"	16	WN1ZJE	Conn.	—
80	0912	14	"	16	WN1ZCS	Conn.	—
	0915	15	"	46	W1VMW	Conn.	—

Total operating time: 2 hours 15 min.
Bands used: 80, 15 and 2

Total Points 15
CP Credit 15
Diff. Sections 10

Claimed score: 15 points plus 15 CP = 30×10 (sections) = 300

I have observed all competition rules as well as all regulations established for amateur radio in my country. My report is true and correct to the best of my knowledge.

Signature.....
Address.....

ROUND-UP PERIOD

Starts	Ends
Jan. 9th 6:00 P.M. Local Time	Jan. 24th 9:00 P.M. Local Time

Remember to check the frequencies above and below the 3700–3750 kc. region for contacts with non-Novice stations. The past two contests proved that stations (other than Novice) could use one to two hundred watts for purposes of Novice contacts in the 3.7–3.75 Mc. band without undue QRM. Higher-power stations are again requested to use frequencies above and below. No special precautions about contest work on 40, 15 and 2.

The clear-cut scoring system will make it a simple matter to comply fully with contest rules. Novices may contact any amateur station, but only once, regardless of frequency band used. (Non-Novice stations may contact only Novice stations, for contest purposes.) To your total number of contacts, add the speed certified on your Code Proficiency Award. This new total is multiplied by the number of different sections worked to obtain your claimed score. (There is still time to earn a CP Award — see contest Rule 4 and Operating News in this QST.)

Convenient contest log forms and a poster-style United States map are available upon request. Logs, contest comments, suggestions, operating-type pictures, etc., must be postmarked not later than February 15, 1954.

Rules

1) *Eligibility:* The contest is open to all radio amateurs in the ARRL sections listed on page 6 of this QST.

2) *Time:* All contacts must be made during the contest time indicated elsewhere in this announcement. Time may be divided as desired but must not exceed 40 hours total.

3) *QSOs:* Contacts must include certain information sent in the form as shown in the example. QSOs must take place on the 80-, 40-, 15-, or 2-meter bands. Crossband contacts are not permitted. C.w. to 'phone, c.w. to c.w., 'phone to 'phone, 'phone to c.w. contacts are permitted. Valid points can be scored by contacting stations not working in the contest, upon acceptance of your number and section and receipt of a number and section.

4) *Scoring:* Each exchange counts one point. Only one point may be earned by contacting any one station, regardless of the frequency band. The total number of ARRL sections (see page 6 of this QST) worked during the contest

(Continued on page 180)

Some Notes on Improving Small-Receiver Performance

Circuit Changes in an Earlier Design

BY BYRON GOODMAN,* WIDX

• If the pictures on these pages seem familiar to you, don't be surprised. They are almost, but not quite, the same ones that were used to illustrate a description of a four-tube superhet about a year ago. There was considerable interest in the design, and in this article WIDX tells how a few simple changes will boost the performance and make a still better receiver out of it.

ABOUT a year ago a small receiver was described in *QST*.¹ Reviewing it briefly, the basic idea was to build an inexpensive receiver capable of good performance on at least two amateur bands. As outlined in the original article, extending the range of the receiver to other bands would increase the complexity and cost of the receiver, hence the restricted range. The receiver finally worked out to be a four-tube affair tuning the 80- and 40-meter bands. A 6SB7Y first converter was used, with a grid circuit capable of tuning from 3.5 Mc. to above 7.3 Mc. and an oscillator tuning from 5.2 to 5.7 Mc. A first i.f. of 1700 kc. was then followed by a 6K8 converter into a 6SN7 detector/b.f.o. working at 100 kc., followed by a 6SN7 two-stage audio amplifier. The 100-kc. i.f. used two tuned circuits and some fixed regeneration to give fair single-signal c.w. reception.

* Assistant Technical Editor, *QST*.

¹ Goodman, "A Good Four-Tube Superhet," *QST*, January, 1953. Also, *The Radio Amateur's Handbook*, 1953 edition, page 107.


The receiver was solidly built and gave excellent frequency stability and long-time calibration accuracy, and was used at WIDX for several months of operation, with a larger receiver and a super-selective i.f. sitting on the sidelines. However, in digging for weak signals on more than one occasion it was felt that the receiver "front end" wasn't quite as "hot" as it might be, and we got the yen to see if it could be improved. Thereby hangs this tale.

The 6SB7Y had been selected originally as the converter because it is one of the best tubes available for the purpose, as such tubes go. Since only 40- and 80-meter operation was contemplated, it was considered permissible to overlook the inherent "noisiness" of all such tubes, in the interests of simplicity and economy. This is a justifiable viewpoint where a large receiving antenna is used, because there will usually be enough noise picked up to mask the receiver noise. However, with a small receiving antenna there is room for improvement, even on noisy bands like 40 and 80.

As mixer tubes go, the first choice for low noise is among the better triodes, then the high- μ_m pentodes and finally the multigrid converters. Since a 6AC7 pentode mixer is almost as good as the triodes, we decided on it for a trial, and we haven't been the least bit sorry. The improvement in both gain and noise figure is obvious, and the "good 4-tuber" is now a "better 5-tuber." A few problems developed along the way, however.

Using a pentode mixer like this required another tube for the high-frequency oscillator func-

◆
This top view of the receiver shows the oscillator tube location (miniature tube shield) between the panel and the 6AC7 mixer (left).
◆



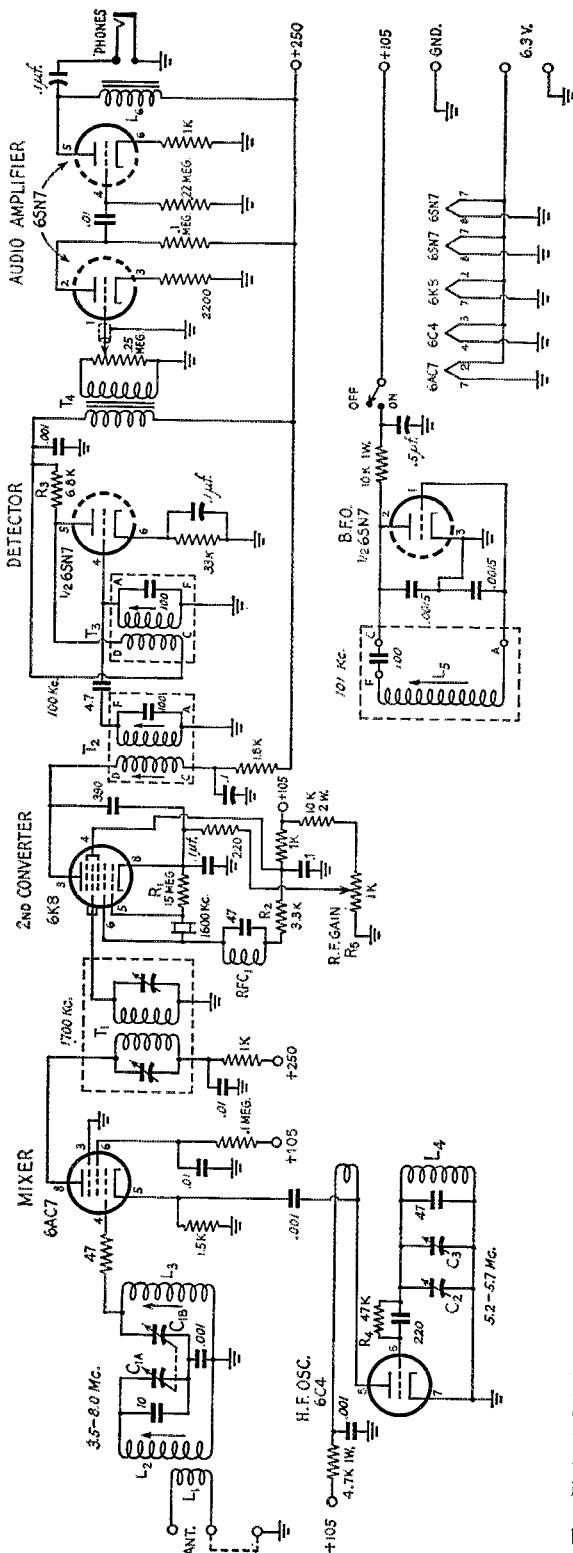


Fig. 1 — Revised wiring diagram of the 40/80-meter receiver.
 L_1 — 8 turns No. 30 d.c.c. at bottom of L_2 .
 L_2 , L_3 — 35 turns No. 30 d.c.c. close-wound on National XR-50 slug-tuned form.
 L_4 — 23 turns No. 24 bare space-wound 32 turns per inch, $\frac{5}{8}$ -inch diameter. Ticker is $1\frac{3}{4}$ turns spaced 1 turn from L_4 (B & W 3008 Mini-ductor).

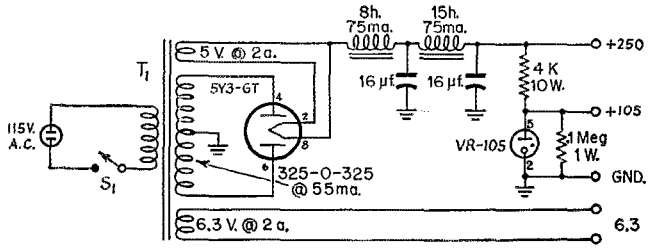
tion that was previously half of the job of the 6SB7Y. This seemed like a good job for a miniature tube, to avoid crowding, and a 6C4 was selected. A new socket hole, a few wiring changes, and we had the new oscillator.

Getting the oscillator signal into the grid circuit of the pentode mixer takes a little doing, and it isn't just a matter of running a coupling condenser over to the 6AC7 grid. This will work at higher signal frequencies or with a lower i.f., of course, but here we had a choice between inductive coupling and cathode injection, and decided on the latter. As can be seen from the revised wiring diagram in Fig. 1, a 0.001- μ f. condenser is connected between the oscillator plate and the mixer cathode. Thus the r.f. voltage appearing across the plate coil of the oscillator is applied across the 1500-ohm cathode resistor of the mixer. The oscillator still oscillates, of course, and is as stable as when running unloaded. The mixer will be regenerative and can oscillate if the gain is too high, but with the values given the mixer is completely free from oscillation.

In a mixer of this type, the high-frequency oscillator voltage swings the grid at an r.f. rate through wide changes in mutual conductance. If the oscillator voltage is too low, the conversion efficiency will not be as high as it can be made, and the oscillator voltage should be such that it swings to within a fraction of a volt of running into the grid-current region, although it does appear to be critical. With the values shown, the cathode bias runs a little higher than 2 volts and the screen voltage is down around 60. With the antenna disconnected, the mixer is still slightly regenerative (as indicated by sharp peaking of the input circuit $C_1L_1L_2$), and if the 1500-ohm cathode resistor is reduced in value to 680 or 1000 ohms the mixer will oscillate. The best value of cathode resistor is the lowest one that makes the mixer regenerative without oscillation when the antenna is disconnected.

When the new mixer and oscillator had been added and checked through, it was apparent that here was a much hotter re-

Fig. 2—Revised power-supply wiring diagram. The 6.3-volt heater lead is grounded in the receiver, not in the power supply.




ceiver and that the change had been well worth the trouble. When first tried on the air, conditions were fairly good. Too good, in fact, because a few teletype stations started showing up in parts of the ham bands where they certainly didn't belong. This gave a little pause, and was the reason for some tracing of spurious signals. By measuring their frequencies and finding that they bore a certain magical 100-kc. relationship, the trouble was traced to harmonics from the b.f.o. getting back into the front end of the receiver and making strong commercials operating outside the ham bands appear to be inside. A little probing showed the offender to be the B+ lead to the b.f.o., and a 0.5- μ f. condenser from b.f.o. switch to ground cleaned up the trouble. It was a good example of how careful one must be in a superheterodyne receiver to confine oscillator signals and harmonics to their own portions of the circuit,

The only other change in the circuit was to run separate heater leads from the power supply to the receiver, instead of skimping and making one wire double as heater-current lead and negative plate supply lead. Divorcing the two jobs eliminated some slight a.c. hum that had been present in the earlier version.


If your present receiver uses a "noisy" converter tube and no r.f. stage, you can probably help the performance considerably by using this 6AC7 mixer circuit. With the 1700-kc. first i.f., there is no oscillator pulling whatsoever as the input tuning condenser (C_1) is rocked through resonance, an important consideration in a receiver of this type. The pulling might be appreciable if a lower i.f. or a higher signal frequency were used, but if the mixer circuit is applied to a receiver with ganged input and oscillator circuits any pulling won't be too obvious.

The bottom view shows the oscillator tube socket (miniature) and the slight change in oscillator-coil location.



Field Day

— 1953



— Photo courtesy W6MCK/J6

Official Results — An All-Time High Among ARRL Activities

BY PHILLIP SIMMONS,* W1ZDP

JUST how popular can the ARRL Field Day get? Back in 1946, the first postwar FD brought out 1936 participants and 187 portable stations. By 1949 these figures had climbed to 4942 and 495. Other ARRL operating activities, such as the DX Contest and Sweepstakes, seem to have their ups and downs, with attendance more or less dictated by ionospheric conditions. Not Field Day, though! Last June 20th and 21st, 7007 individuals ventured into the field in this annual test of portable gear and emergency equipment. (This is a minimum figure, too, since the number of participants was omitted in some reports.) During the 24-hour contest period they had a total of 692 portable and mobile stations and 1774 complete receiver-transmitter combinations on the air to make the '53 Field Day the top operating activity of all time!

But there is more to FD than statistics, as anyone who has taken part well knows. While most ARRL activities emphasize single-operator work from the comforts of the home shack, Field Day has come to personify club and group multi-operator and multi-transmitter operation in the

* Communications Assistant, ARRL.

field. No small amount of astute planning is prerequisite to a smoothly-functioning portable installation on mountain or hilltop... this, mind you, often with sleeping and culinary facilities lacking, perhaps at the mercy of the elements (snow, rain, lightning, etc.), and with the attendant miseries of poison ivy, mosquitoes, flies and other noisome flora and fauna. No, it isn't all fun and frolic. Small wonder that Field Day, as the test exercise for the ham fraternity under the stress and strain of conditions afield, has become an important part of civil defense equipment testing. The amateur who doesn't learn a lesson or two on this annual outing is a rare creature, indeed!

There are competitive angles to FD, too. Many clubs and individuals are prompted to vie with one another in running up the highest scores. Local contests are sometimes set up where the winners enjoy dinners at the expense of the vanquished. Other contestants present awards to their challengers attesting to the superiority of the higher-scoring group. A number of clubs also get together after the hectic week end for friendly "post mortems" and planning for next FD.

For the purposes of our *QST* report, competition is considered to be among stations using like numbers of simultaneously-operated transmitting set-ups. Final scores are therefore tabulated according to the number of transmitters in operation at each station. So that Class A entrants may compare their scores with those of the leading FD station in their geographical area, regard-

◆
Grinding out QSOs from W4GAC/4 are W4s VOZ BNM WKQ and TKE at the neat installation of the St. Petersburg Amateur Radio Club in St. Petersburg, Fla. Rapt onlookers are members W4TDK, Elizabeth (no call yet), W4s WMC EYI WME TY LAB and WN4WPF.

QST for



less of transmitter classification, the top-scoring Class A station in each call area is listed below:

W1OC/1	14,316	KH6WO/KH6	1152
W2OM/2	18,252	KL7USA/KL7	168
W3FRY/3	24,795	KP4ID/KP4	1163
W4MK/4	6111	VE1ND/1	3528
W5SC/5	7425	VF2CK/2	3555
W6UW/6	11,009	VE3DC/3	7308
W7AW/7	7083	VE5AA/5	1377
W4FU/8	12,906	VE6NQ/6	2178
W9IT/9	12,717	VE7AQL/7	3103
WØHAM/Ø	5319	VO1A/VO2	744

Call area leaders in Classes B, C, D and E easily may be determined by reference to the accompanying score tabulations.

For the second consecutive year the Frankford Radio Club led all FD entrants, as twenty-five members, operating W3FRY/3 at Ambler, Pa., made 2665 QSOs for a 24,795 point tally. This is knocking 'em off at over 111 contacts per hour and marks an increase of 5000 points over their 1952 score. With ten transmitters on all bands from 1.8 through 28 Mc., FRC, like most clubs, held their rigs in the low-power bracket and relied on generators for the a.c. source. Congrats to Frankford for another superlative showing in the field!

Runner-up was the Tri-County Radio Assn. of Plainfield, N. J., with 2003 stations worked and a score of 18,252 points. Thirty operators at

TEN HIGH SCORES

Class A		Class B	
W3FRY/3	24,795	W6RW/6	6656
W2OM/2	18,252	W3EIS/3	5873
W2GSA/2	15,593	W2FBA/2	5549
W1OC/1	14,316	W6TSW/6	4905
W4FU/8	12,906	W1HA/1	2304
W9IT/9	12,717	W6JPM/6	2124
W9AP/9	12,645	W6IYG/6	1917
W6UW/6	11,009	W5OLD/5	1827
W2VDJ/2	10,503	W5IER/5	1773
W9PCS/9	9906	W5AJA/5	1742

Mountainside, N. J., kept W2OM/2 running efficiently for the 24-hour period, with a 6-kw. gas-engine generator powering the ten separate receiver-transmitter set-ups. The club secretary sums up the excursion thus: "Good location, all gear worked FB, excellent weather and wonderful eats. Best FD ever!" Amen.

The Garden State Amateur Radio Assn. chalked up the third highest score, 15,593 points and 1911 contacts, with 37 members working 9 transmitters simultaneously at Hazlet, N. J. The power source at W2GSA/2 was a PE-95, and rig inputs varied from 20 to 100 watts.

The West Coast continued its mastery over the Class B contingent. W6RW/6, with W6BXL



At Towson, Maryland, the Chesapeake Amateur Radio Club amassed 7443 points with W3VU/3 in Class 6A. L. to r.: W3AFM rotating the 20-meter beam (with monkey wrench!), W3UYP logging, W3UVU kibitzing, W3AYS on 75, W3RFZ standing (?) by.



Novice licensees pick up pointers aplenty in a Field Day workout! Busy boys above are KN2s AZA and CUE, representing the Radio Association of Western New York in Class 1A. These and two other ops, signing KN2AZA/2 at Tonawanda, N. Y., used only the 40- and 80-meter Novice bands during the FD period.

second op, found a good QTH in the Hollywood Hills and worked 468 stations for 6656 points. Not without some competition, though, from W3EIS/3, ably assisted by W4KFC, whose 409 QSOs and 5873 points were garnered from a portable site in a Beltsville, Md., tobacco field. W6RW/6 and W3EIS/3 took the top two positions in Class B last year, too. Both set-ups ran 30 watts or less, used all-battery power, and bettered their 1952 totals considerably. Good going, fellows!

Top mobile score was that of W9RQM/9, who motored to Rib Mountain, Wisconsin's highest point, and, with W9RLB helping out in the brass-pounding chores, chalked up 256 contacts for 3848 points. Both W9s expressed amazement at the consistently good reports, with the center-loaded car whip the only antenna. All contacts were on 20-, 40- and 80-meter c.w. with 30 watts input to the home-built mobile rig.

Honors for the highest club aggregate mobile score go to the Westpark Radiops of Cleveland. With 31 W8 units contributing, the Radiops' 21,-851 points led the mobile aggregate category by a wide margin.

Hundreds of interesting incidents and side-lights were reported by FD participants. ARRL takes pleasure in passing along as many of them as space will permit.





Little protection from the elements was needed at the W6WI/6 set-up near sunny China Lake, Calif. Operated by a nonclub group that sprang up spontaneously just before FD, W6WI/6 competed in the five-rig class.

FD Quotes

"The singular 'all out' activity of our club is Field Day. We enjoy the annual opportunity to become really acquainted with our fellow members, to try out antennas for which we have no room at home, to increase our operating ability, and to prove and test QRP conditions and equipment." — *Northwest Amateur Radio Club, W9IT/9*. . . . "We made use of trees for all antennas except for one mast for 75 and a tower for 10. We were hot as a firecracker on 20. Only things holding our score down were operator fatigue and a dead 10-meter band." — *Flood City Radio Club, W8QYK/3*. . . . "Lost 3 hours trying to load up a soft 2E26. Finally borrowed a 6146 from W5TMT's Viking and got back in the running. Wouldn't be FD if something didn't go bad, weather or otherwise!" — *W51ER/5*. . . . "More 'phone operators should use prescribed procedure. Many omit their portable identification. Would like to see correct procedure stressed in QST." — *W0PB/0*. . . . "Had to shift our numbers 2 and 3 transmitters to commercial power at midnight because the generator wouldn't drive the electric stove and the fellows were getting hungry. The club voted to submit the results, anyway, as someone has to get the booby prize." — *Borinquen Amateur Radio Club, KP4NE/KP4*. . . . "Our 110-volt a.c. generator provided 70 volts under optimum conditions! Other difficulties: 40-meter dipole broke and fell, 10-meter beam wouldn't load, VFOs wouldn't oscillate, modulation transformer burned up, etc." — *Beverly Hills High School Radio Club, W6KCM/6*. . . . "W2JBQ and I have operated every FD together since 1938. Is this some sort of record? Our total in '38 was 16 contacts; now if we don't average 16 QSOs per hour, something's wrong!" — *W2FBA/2*. . . . "Had to overhaul our generator a dozen times: gas tank dirty, screen filter like glue, jets clogged up. Finally got it running decently at midnight. Sure glad it wasn't a real emergency! — *Lima Area Amateur Radio Club, W8GYM/8*. . . . "Number of persons participating: 17. Also taking part: mosquitoes, black flies, about 11 cases of beer." — *Goose Bay Amateur Radio Club, VO6H/VO6*. . . . "Stations should try to keep accurate reference logs. We had to turn down too many stations as repeat con-

tacts." — *Schenectady Amateur Radio Assn., W2EFU/2*. . . . "We emphasized the emergency angle this year, with absolutely no advance preparation at the operating site. We set up the positions at noon Saturday, then erected tents and antennas. All was in readiness by the zero hour." — *West Side Radio Club, VE3JJ/3*. . . . "Was mobile on Capillo Peak, New Mexico, elevation 9800 feet. Mobile has much in its favor beside the fact that it is perhaps the ideal emergency set-up with everything self-contained. No antennas to erect, no heavy power plant to lug around, a comfortable seat and shelter for the operators. Lazy man's FD!" — *W5DAH/5*. . . . "In preceding FDs our logkeepers had trouble advising the operator whether or not a particular station had been worked. This year we used a special signaling system. Logkeepers switched on a green light to indicate to the operator that it was all right to call the station, and a red light if otherwise." — *Lancaster Radio Transmitting Society, W3NMR/3*. . . . "Our only

CLUB AGGREGATE MOBILE SCORES

Westpark Radiops	21,851
North Seattle Amateur Radio Club	12,681
Maryland Mobile Radio Club	11,129
Norwalk Amateur Radio Club	6813
Associated Radio Amateurs of Long Beach	5563
Wisconsin Valley Radio Assn.	3848
Radio Club of Tacoma	2147
Mobile Amateur Radio Club of South Bend	1378
Bloomfield Radio Club	1161
Philadelphia High-Frequency Radio Club	810
Lake Washington Amateur Radio Club	517
Connecticut Wireless Assn.	504
Westchester Amateur Radio Assn.	429
Coffee Dunkers of Detroit	370
Lakehead Amateur Radio Club	180
Waltham Amateur Radio Assn.	122
Twin-City Radio Club	36
Rock Creek Amateur Radio Assn.	27

shutdown in three FDs occurred when the coupling between the engine and generator broke; but we were back on in an hour. Although we did no advance planning, we were on the air within an hour of our arrival at the site. We feel that such procedure is more apt to show up 'bugs' that would be encountered under emergency conditions." — *VE1AAM/1*. . . . "Wanted: information on how to keep tents dry in the driving rain and how to work through rain-QRN that cut our score 'way down." — *Reddy-Watts, VE7-AQL/7*. . . . "At the termination of operations, our tired, sunburnt, mosquito-bitten crew retired to their respective homes, there to renew acquaintances with their families, catch up on some badly needed rest, and also to wait impatiently for the next FD." — *South Shore Amateur*

The Westside Amateur Radio Club counted on W5s TVW VUH VSR and JCC to handle the W5BUK/5 FD phone position. With Fontainebleau State Park, Louisiana, as the scene of operations, WARC made 301 contacts in Class 2A.

Radio Club, VE2ADX/2. . . . "We engaged in an intracub competition, the losers to provide a beach party for the victors. Our East group, with no breakdowns and good antennas, won over the West group. Although none of us is a contest man, we always enjoy FD and will probably make this intracub contest a FD fixture." — *Custer Radio Club, W2FBA/2 and W2KOA/2. . . . "Our six ops agree that this was the best FD yet!" — Twin City Contest Club, W0HAM/0.*

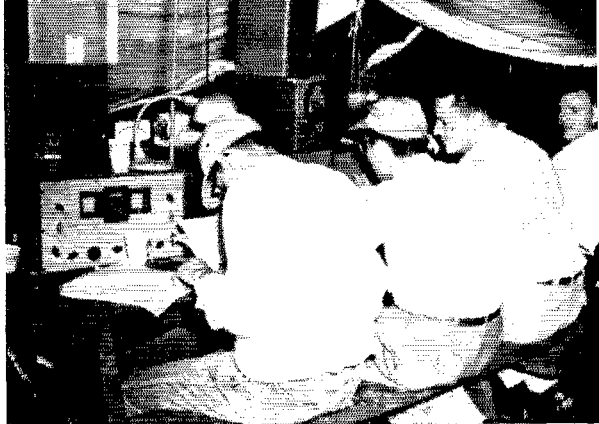
SCORES

CLASS A

Scores are tabulated according to the number of transmitters operated simultaneously at each field station. The figures and letters following each listing indicate the number of contacts, the power or power inputs used, the number of participants at each station and the final score. The "power classification" used in computing the score is indicated by the letters A, B or C after the number of QSOs shown. A indicates power up to and including 30 watts (multiplier of 3); B indicates power over 30, up to and including 100 watts (multiplier of 2); C indicates over 100 watts (multiplier of 1). More than one letter indicates that at times power inputs fell within different classifications.


One Transmitter

W0HAM/0	Twin City Contest Club	566-	A- 6-	5319
W8NCF/8	Tuscoo Radio Club	466-	AB-23-	3952
WITX/1	Connecticut Wireless Assn. (nonclub group)	411-	A-14-	3924
W8II/3	(nonclub group)	403-	A- 8-	3852
W8CEA/8	Dayton Amateur Radio Assn. (nonclub group)	394-	AB- 8-	3408
W6TZD/6	(nonclub group)	352-	A- 5-	3393
VE3BCL/3	(nonclub group)	325-	A- 5-	3150
W3UDL/3	Beacon Radio Amateurs	320-	A- 6-	3105
W8VVL/8	Queen City Emergency Net	303-	A-13-	2952
W1EH/1	South Lyme Beer, Chowder and Propagation Society	451-	B- 7-	2874
W3MBZ/3	(nonclub group)	289-	A- 5-	2826
W8TQ/3	(nonclub group)	290-	A- 4-	2745
W80G/8	Springfield Amateur Radio Club	295-	A- -	2655
W2CCR/2	(nonclub group)	312-	AB- 5-	2595
W0WML/0	Newton (Iowa) Radio Club	260-	A- 6-	2592
W80DJ/8	Buckeye Shortwave Radio Assn.	287-	A-12-	2583
W8RTR/8	Canton Amateur Radio Club	260-	A- 7-	2565
W3RQY/3	Abington Township Amateur Radio Assn.	257-	A- 3-	2538
W6GDO/6	O'Brien Radio Club of Sacramento	257-	A- 4-	2538
W6HGY/6	Whittier Radio 50 Club	247-	A-21-	2448
W5QGG/5	Midland Amateur Radio Club (nonclub group)	374-	B- 7-	2394
W2UBU/2	(nonclub group)	248-	A- 4-	2232
W7AH/7	(nonclub group)	354-	B-11-	2124
W8OAJ/8	Mercer County Radio Assn.	220-	A- 6-	2082
W7SAA/7	Salem Amateur Radio Club	298-	B-16-	1938
W2WER/2	Oswego County Amateur Radio Club	113-	A-12-	1863
W8FZB/8	Muskingham Amateur Radio Assn.	310-	B-25-	1860
W2TIO/2	(nonclub group)	190-	A- 6-	1791



W9UNL/9	Lakeshore Amateur Radio Club	168-	A- 5-	1755
VE3RC/3	Ottawa Amateur Radio Club	167-	A-12-	1746
VE3CAQ/3	Kingston Amateur Radio Club	193-	A- 9-	1737
W8GYM/8	Lima Area Amateur Radio Club (nonclub group)	169-	A- 8-	1736
W4SUD/4	Sioux Falls Amateur Club	279-	B- 5-	1674
W0ZWY/0	Sandusky Valley Amateur Radio Club	249-	B-12-	1646
W8NCK/8	(nonclub group)	157-	A- 6-	1638
W9NVW/9	Wisconsin Valley Radio Assn.	182-	A- 7-	1638
W0DVL/0	N.E. Iowa Radio Amateur Assn.	154-	A-18-	1611
W2CGK/2	Amateur Radio Socie'y of Queens	151-	A- 9-	1584
W0FRL/0	Lawrence Amateur Radio Club	236-	B-11-	1566
W9OXR/9	Wolf River Radio Club (nonclub group)	171-	A- 6-	1539
W6NIK/6	(nonclub group)	230-	B- 4-	1530
W20FQ/2	Fort Stanwix Amateur Radio Club	247-	B-10-	1482
W0IUY/0	Cedar Valley Radio Club (nonclub group)	164-	A- 4-	1476
W0HDX/0	(nonclub group)	136-	A- 3-	1449
W1TCM/1	Hampden County Radio Club	216-	B- 6-	1446
W2KOA/2	Custer Radio Club (East)	187-	AB- 5-	1425
W9WKR/9	Lane Tech Ham Club	122-	A- 6-	1323
VE1DN/1	Dartmouth Amateur Radio Club	121-	A- 3-	1314
W0YTA/0	Boone Mike and Key Club	119-	A- 6-	1296
W4GSV/4	Albany Amateur Radio Club	188-	A-12-	1278
W7SSF/7	Butte Amateur Radio Club	186-	B-12-	1266
W3RVC/3	Allegheny Kiski Amateur Radio Assn.	115-	A- 9-	1260
W0BEA/0	Crete Amateur Radio Club	135-	A- 5-	1215
KH6WO/KH6	Honolulu Amateur Radio Club	167-	B-24-	1152
W3KYR/3	Boys' Club of St. Marys Amateur Radio Society	85-	A- 4-	1148
W5JNB/5	Big Spring Amateur Radio Club	164-	B- 8-	1140
KH6RS/KH6	Maui Amateur Radio Club (nonclub group)	164-	B-13-	1134
VE2AFO/2	(nonclub group)	93-	A- 4-	1116
W8MAI/8	(nonclub group)	153-	B- 3-	1068

Bill Koutnik, W6ZXH, unconcernedly toils away at KP while his cohorts have the fun at the Aerojet Radio Amateurs Club FD site, Carbon Canyon, Calif. ARAC members ran W6MCK/6 in the two-transmitter class.




VE2BB/2	Lakeshore Amateur Radio Assn.	93-	A- 6-	1062	W7OQI/7	Southern Montana Amateur Radio Assn.	77-	B- 4-	462
W4QCW/4	(nonclub group)	117-	A- 5-	1083	W8YN/8	Battle Creek High School Radio Club	226-	B- 5-	452
W8UMD/8	Treaty City Amateur Radio Assn.	117-	B- 6-	1026	KN2AZA/2	Radio Assn. of Western N. Y.	45-	A- 4-	405
K5WSP/5	Boondocks Amateur Radio Club	139-	AB-16-	1011	VO6H/VO6	Goose Bay Amateur Radio Club	58-ABC-17-		303
W9NLH/9	Door County Amateur Radio Club	167-	B- 8-	1002	VE3DBT/3	Kirkland Lake Amateur Radio League	32-	A- 7-	238
W8URD/8	Case Institute of Technology Radio Club	111-	A- 3-	999	KH6IK/KH6	Kauai High School Radio Club	47-	B- 8-	282
W8HDQ/8	Morgan County Radio Club	136-	B-12-	966	W4PED/4	(nonclub group)	29-	A- 5-	261
W4UBT/4	Sandhill Amateur Radio Club	78-	A- 4-	927	W5FC/5	Dallas Amateur Radio Club	68-	A- 5-	204
W7PZ/7	(nonclub group)	75-	A- 5-	900	KL7USA/KL7	(nonclub group)	28-	B- 5-	168
					W1YFA/1	Walpole Amateur Radio Club	23-	B- 7-	138
					W3MOT/3	Penn.-Central Radio Club	46-	A- 4-	138
					K2BZC/2	(nonclub group)	8-	A- 4-	72



The Eglin Amateur Radio Society borrowed this Fort Walton Beach, Florida, observation tower for its 10-meter 'phone group. Under the call W4SRX/4 the club made 1842 points in Class 3A.

W0COM/0	CQ Amateur Radio Club	118-	B-10-	858	W1SKT/1	Narragansett Assn. of Amateur Radio Operators	671-	A-25-	6282
W4LLO/4	Key West Radio Amateur Club	117-	B-16-	852	W4MK/4	Richmond Amateur Radio Club	654-	A-30-	6111
W1FN/1	(nonclub group)	87-	A- 3-	783	W9UDU/9	Racine Megacycle Club	608-	A-20-	5697
W9AML/9	Central Illinois Radio Club	125-	B- 4-	750	W1VB/1	Candlewood Amateur Radio Assn.	506-	A-16-	4797
W8CIA/8	Louisville Amateur Radio Club	124-	B-10-	744	W2EWT/2	KBT Radio Club	553-	AB-16-	4725
W9DUK/9	Delaware Amateur Radio Assn.	57-	A- 5-	738	W3NMR/3	Lancaster Radio Transmitting Society	479-	A-25-	4509
W8DFK/8	The Brass and Java League	81-	A- 3-	729	W8FT/8	Findlay Radio Club	449-	A-12-	4266
VE3RA/3	(nonclub group)	54-	A- 4-	711	W2JC/2	Bloomfield Radio Club	461-	A-18-	4149
VE3CWB/3	(nonclub group)	75-	B- -	675	W9UTV/9	(nonclub group)	425-	A- 5-	4050
W4KSV/4	Lynchburg Amateur Radio Club	187-	C-10-	636	W9ERU/9	(nonclub group)	465-	AB-12-	3822
W4TFP/4	Sarasota Amateur Radio Assn.	77-	B- 4-	612	W8KQ/8	Bendix Radio Club	601-	B-10-	3768
W5SRW/5	Mesilla Valley Radio Club	74-	B-15-	594	VE2CK/2	Montreal DX Club	370-	A-10-	3555
W4NTD/4	Rock Hill Amateur Radio Club	73-	B-10-	588	W1HNM/1	Providence Radio Assn.	368-	A-12-	3537
W0FFN/0	(nonclub group)	72-	B- 4-	582	W8MAX/8	Lorain County Amateur Radio Assn.	356-	A-17-	3429
W3KEK/3	Harrisburg Radio Amateurs Club	189-	A-36-	567	W9REG/9	Tippecanoe Amateur Radio Assn.	357-	AB- 7-	3357
VE5MA/5	Moose Jaw Amateur Radio Club	66-	B- 7-	546	W8MAA/8	Central Michigan Amateur Radio Club	461-	B-20-	3283
W7SWS/7	Snake River Keys and Mikes	153-	C- 9-	534	W2KFR/2	Penn.-New Jersey Amateur Radio Club	422-	AB- 4-	3204
W3MET/3	(nonclub group)	88-	B- 4-	528	W0DEP/0	(nonclub group)	324-	A- 7-	3141
W7RXQ/7	Butte Amateur Radio Club (Junior Div.)	33-	A- 6-	522	W8DM/8	Kalamazoo Amateur Radio Club	312-	A-12-	3033
W0ZLC/0	Clinton Amateur Radio Club	156-	C- 6-	468	W4TM/4	Jackson Radio Club	364-	AB-22-	2979
					W2THO/2	Walton Ham Group	315-	A- 8-	2835
					W6KMY/6	Pleasant Valley Amateur Radio Club	314-	A-12-	2826
					W4SAG/4	Middle Tennessee Radio Amateurs Assn.	400-	AB-10-	2820
					W1AQ/1	Associated Radio Amateurs of Southern New England	286-	A- 6-	2799
					W7GWD/7	Richland Amateur Radio Club	429-	B- 9-	2724
					W9LDT/9	North Central Indiana Radio Club	370-	AB-12-	2694
					W0EQU/0	Ak-Sar-Ben Radio Club	274-	A-15-	2691
					W0JFI/0	South St. Louis Amateur Radio Club	447-	B-13-	2682
					W6MCK/6	Aerojet Radio Amateurs Club	370-	AB-13-	2673
					W4UWS/4	Rappahannock Valley Radio Club	416-	B- 8-	2646
					W0FNK/0	Missouri Ozark Amateur Radio Club	268-	A-10-	2637
					W3PGA/3	Aero Amateur Radio Club	291-	A- 3-	2619
					W9OWD/9	Elgin Radio Amateur Service Club	265-	A- 5-	2610
					W0JOY/0	Prairie Dog Amateur Radio Club	409-	AB-15-	2604
					W9TCR/9	Dells Region Radio Club	262-	A-15-	2583
					W5ND/5	Orange Amateur Radio Club	285-	A- 7-	2565
					W6TO/6	Fresno Amateur Radio Club	427-	B-25-	2562
					W8KAO/3	Mahoning Valley Amateur Radio Assn.	321-	AB- -	2523
					W6SF/6	Stockton Amateur Radio Club	251-	A-20-	2484
					W3GAG/3	Philadelphia Wireless Assn.	376-	B-11-	2406
					W2QC/N/2	Rochester Amateur Radio Assn.	498-	AC-27-	2364

Two Transmitters Operated Simultaneously



With a graph of '52 FD contacts in front of him, W9G-VZ knows exactly how he's doing on 20 c.w.! W9s MO and KBV are in the background. A perennial high scorer, the Northwest Amateur Radio Club's W9IT/9 made 12,717 points with 10 transmitters.

W8KS/8	Westlake Amateur Radio Assn.	368-	B-12-	2358
W6OZC/6	Tamalpais Amateur Radio Club	358-	B-16-	2298
W4ZWG/4	(nonclub group)	308-	AB- 4-	2292
W3EDU/3	York Amateur Radio Club	254-	A- 7-	2286
W8SWG/8	Niles Amateur Radio Club	378-	B-13-	2265
W5ORI/5	Oklahoma County A.R.E.C.	351-	B- -	2256
W8BF/8	Buckeye Shortwave Radio Assn.	342-	B-20-	2202
W2IQ/2	(nonclub group)	327-	AC-15-	2199
W6KCM/6	Beverly Hills High School Radio Club	156-	B- 9-	2186
W1BNV/1	(nonclub group)	213-	A- 3-	2142
W8AKA/8	(nonclub group)	212-	A- 6-	2133
W8ZXL/8	(nonclub group)	228-	A- 8-	2052
W8VCT/8	Kanawha Valley Amateur Radio Assn.	312-	B- 8-	2022
W9BTD/9	Point Radio Amateurs	192-	A- 6-	1998
W9BVX/9	Four Lakes Amateur Radio Club	193-	A- 8-	1962
W5BUK/5	Westside Amateur Radio Club	301-	B-15-	1956
W2GGN/2	Queens Radio Amateurs	298-	B- 8-	1938
K2DIE/2	Cowaneseque Canisteo Amateur Radio Assn.	185-	A- 5-	1890
W4MN/4	Palmetto Amateur Radio Club	184-	A-16-	1881
VE2TA/2	Montreal Amateur Radio Club	281-	AB- 9-	1848
W9NEV/9	Blackhawk Radio Club	247-	AB-10-	1830
W4ZQA/4	Charlotte Amateur Radio Club	203-	A- -	1827
W4TNW/4	Chattanooga Amateur Radio Club	276-	B-10-	1746
W3QZF/3	Horseshoe Radio Club	287-	B-15-	1722
W4LEN/4	Decatur Amateur Radio Club	256-	B-12-	1698
W3VV/3	McKean County Radio Club	274-	B- 8-	1644
W2CDW/2	(nonclub group)	177-	A- 3-	1593
W9DKR/9	Kokomo Amateur Radio Club	357-	BC-21-	1590
W2BXX/2	Polytechnic Institute of Brooklyn Radio Club	213-	AB-11-	1557
W5VOE/5	(nonclub group)	398-	BC- 4-	1497
W8HLD/8	Catalpa Amateur Radio Society	160-	A-16-	1494
W4GNF/4	Greensboro Radio Club	240-	B- -	1440
WØTJA/Ø	Rochester Amateur Radio Club	215-	B-12-	1440
VE2CQ/2	Quebec Radio Club	209-	B-20-	1410
VE7AO/7	Penticton Amateur Radio Assn.	130-	A- 6-	1395
VE5AA/5	Saskatoon Amateur Radio Club	207-	AC-15-	1377
W7OZK/7	Shy Wy Radio Club	165-	AB- 9-	1311
W1UKR/1	(nonclub group)	172-	AB- 3-	1299

W9PT/9	Tri-Town Radio Amateur Club	409-	AC-11-	1257
W9RIV/9	Tri-State Amateur Radio Society	138-	A- 9-	1242
VE1DA/1	Annapolis Valley Radio Club	207-	B- -	1242
W5USN/5	(nonclub group)	197-	AC- 3-	1206
W4EM/4	Mid-South Amateur Radio Assn.	169-	B-25-	1164
W5QQU/5	East Texas Amateur Radio Club	163-	B- 5-	1128
W7LAB/7	Ogden Radio Amateur Operators	99-	A-13-	1116
W7AHQ/7	Skagit Amateur Radio Club	95-	A- 6-	1080
W2SV/2	Sunrise Radio Club	332-	A-20-	1071
W9KLD/9	Kankakee County Amateur Radio Club	178-	B-15-	1068
W7NC/7	Twin City Amateur Club	177-	AB- 5-	1062
W5KYC/5	Hattiesburg Amateur Radio Club	150-	B- -	1050
W5JFT/5	(nonclub group)	169-	AB- 4-	1040
W1SBF/1	Meriden Amateur Radio Club	115-	A- 6-	1035
W3RZG/3	(nonclub group)	116-	A- 3-	1032
W1KOO/1	Burlington Amateur Radio Club	147-	AB- 6-	930
W7RIL/7	Great Falls Radio Club	93-	AB-10-	822
W3MKA/3	West Philadelphia Radio Assn.	88-	A- 5-	792
W4ACB/4	Tallahassee Amateur Radio Club	131-	A- 6-	786
W7TRU/7	Harlo Radio Club	97-	B- 8-	744
VO1A/VO2	Newfoundland Radio Club	79-	AB- 6-	744
W5AWT/5	(nonclub group)	54-	A- 4-	711
W8ECU/8	Ashland Amateur Radio Club	110-	B- 4-	660
W2KYN/1	Knickerbocker Amateur Radio Club	118-	AB- -	596
W4DUG/4	Tampa Radio Club	120-	AB- 5-	591
W2GLQ/2	Nutley Amateur Radio Society	61-	A- -	549
WØEDA/Ø	Rolls Amateur Radio Assn.	65-	B- 5-	540
WN8LXG/8	(nonclub group)	53-	B- 7-	468
W9CDO/9	(nonclub group)	34-	A- 6-	459
K2BGQ/2	Schoharie County Amateur Radio Club	47-	AB- 8-	456



Atop Rib Mountain, Wisconsin, W9RQM/9 (right), with W9RLB assisting, chalked up 3848 points for the top tally in the mobile category. Getting set for a new band, they're changing the loading coil and removing the capacity hat.

W2BFA/2	Custer Radio Club (West)	58-	AB- 9-	417
K2CXP/2	IBM Radio Club	159-	B- -	380
W1WHEF/1	Hamden Amateur Radio Assn.	61-	B-12-	366
VE7ASM/7	Fraser Valley Amateur Radio Club	33-	A- 6-	297
W0OKA/0	Ottawa Radio Emergency Club	34-	B- 9-	180
W7PL/7	Pendleton Radio Club	12-	B-12-	72

Three Transmitters Operated Simultaneously

W8BWA/8	Cleveland Brasspounders Assn.	860-	A- 4-	8019
W2IM/2	Somerset Hills Radio Club	711-	A-25-	6624
W9TCH/9	Rock River Radio Club	697-	A-18-	6516
W1QQA/1	Bridgeport Radio Amateur Club	621-	A- 7-	5814
W2CPN/2	Lockport Amateur Radio Assn.	605-	A-20-	5679
W8ICS/8	Westpark Radiops	526-	A- -	5499
W2WUX/2	Utica Amateur Radio Club	560-	A-16-	5040
W9GFS/9	Hamfesters Radio Club	516-	A-15-	4869
W2ZQ/2	Delaware Valley Radio Assn.	509-	A-18-	4806
W2MO/2	Livingston Amateur Radio Club	610-	AB-25-	4662
W2QYV/2	Niagara Radio Club	516-	A- -	4644
W5MPZ/5	Sandia Base Radio Club	536-	AB-15-	4275
W5MUZ/5	Ouachita Valley Amateur Radio Club	444-	A-15-	4221
K6BAG/6	Pacifico Radio Club	667-	B- 7-	4152
W1JYH/1	Hampden County Radio Club	611-	B- 9-	3828
W5DXD/5	Temple Amateur Radio Club	525-	AB-20-	3795
W7HZ/7	Valley Amateur Radio Club	386-	A- 9-	3753
W9KDV/9	Martinsville and Bloomington Amateur Radio Clubs	375-	A-11-	3618
W6RET/6	Ventura County Amateur Radio Club	373-	A-15-	3582
W8ZZ/8	Detroit Amateur Radio Assn.	355-	A-17-	3420
W8TO/8	Columbus Amateur Radio Assn.	541-	B-32-	3396
W2NOO/2	Radio Amateur Club of Belleville	346-	A-12-	3393
W5CKT/5	Bartlesville Amateur Radio Club	408-	AB-23-	3378
W6KU/6	Modesto Amateur Radio Club	349-	A-13-	3366
W2EFU/2	Schenectady Amateur Radio Assn.	636-ABC-18-		5349
W2DTU/2	(nonclub group)	348-	A-10-	3132
W7MAE/7	Saguaro Radio Club of Phoenix	322-	A-10-	3123
W0RA/0	St. Paul Radio Club	517-	B-25-	3102
W4PAY/4	Amateur Radio Club of Falls Church	319-	A-15-	3069



"Take the antenna and rig, Manny -- my QSO is over" says W0JNC (left) to W0FIG. These are two of the crew who piloted the Twin City Contest Club's W0HAM/0 to 566 contacts and top score in Class 1A.

W5ZDN/5	Central Texas Amateur Radio Club	398-	AB-20-	3048
W3VPR/3	Anne Arundel Radio Club	504-	B-15-	3024
W4RSS/4	Norfolk Naval Shipyard Amateur Radio Club	373-	AB- 9-	3009
W9CAF/9	Chicago Amateur Radio Club	333-	A-17-	2997
W9QV/9	Chicago Radio Traffic Assn.	307-	A-12-	2988
W5IGQ/5	Webster Parish Amateur Radio Club	345-	AB-10-	2985
W8NCM/8	Springfield Amateur Radio Club	327-	A- -	2943
W2QQ/2	Amherst Township CD Group	463-	B-15-	2928
W6IFZ/6	Richmond Amateur Radio Club	488-	B-18-	2928
W8YBQ/8	Clarksburg Radio Club	292-	A-10-	2853
W3CDI/3	Baltimore Polytechnic Institute Radio Club	316-	A-17-	2844
W9GET/9	Chicago Mobile Radio Club	291-	A- 7-	2844
VE1GM/1	Yarmouth Amateur Radio Club	275-	AB-12-	2672
W8LII/8	Tri-City Amateur Radio Club	424-	AB-11-	2658
W3ALX/3	Allentown Mike and Key Club	292-	A- 4-	2628
VE1GH/1	Sackville Amateur Radio Club	246-	A- 6-	2457
W6BHI/6	Burbank Radio Club	244-	A-10-	2439
W9QXE/9	Eau Claire Radio Club	268-	A-18-	2412
W8WSX/8	CARMARS Radio Club	359-	AB-12-	2403
W3NEW/3	Capitol Suburban Radio Club	476-	BC- -	2373
W9KIZ/9	Green Bay Mike and Key Club	317-	AB-16-	2373
W4VP/4	Amateur Radio Transmitting Soc. of Louisville	226-	A-20-	2259
VE6NQ/6	Calgary Amateur Radio Assn.	217-	A-15-	2178
W6IAW/9	Twin City Radio Club	322-	B-30-	2082
VE2CB/2	Verdun Amateur Radio Club	337-	B-11-	2022
VE1FO/1	Halifax Amateur Radio Club (nonclub group)	181-	A-15-	2007
K5FBB/5	Sky Wide Amateur Radio Club	257-	AB-19-	1983
VE3DRT/3	Sky Wide Amateur Radio Club	214-	A- 9-	1926
W2ANL/2	Kings Radio Club	275-	AB- 8-	1909
W3PIE/3	Uniontown Amateur Radio Club	274-	AC-13-	1898
W2GZP/2	Mid Hudson Radio Club	626-	AB- 7-	1881
W4SRX/4	Eglin Amateur Radio Society	282-	B-20-	1842
W3TJV/3	Antietam Radio Assn.	304-	B-13-	1620
W4AY/4	Nashville Amateur Radio Club	304-	AB-26-	1620
W4GAC/4	St. Petersburg Amateur Radio Club	290-ABC-32-		1590
K6APV/6	Brawley Radio Amateurs	264-	B- 9-	1584



El-Ray Amateur Radio Club's maintenance man, W1BOD, finds his olfactory sense disturbed as he makes hasty repairs to the 20-meter c.w. rig. El-Ray made 798 QSOs, 6196 points, with W1AJ/1 in Class 5A. Scene-stealing SWL was not identified.

VE2ADX/2	South Shore Amateur Radio Club	150-	A-10-	1579	W2DAY/2	Northern New Jersey Radio Assn.	732-	AB-	-	6372
W6CNY/6	San Luis Obispo Amateur Radio Club	244-	AB-10-	1578	VE3ZM/3	Guelpch Amateur Radio Club	635-	A-30-	5940	
W6LTT/8	Band Hopper's Radio Club	194-	ABC-7-	1551	W9AB/9	Michiana Amateur Radio Club	737-	AB-16-	5811	
W9LRH/9	Johnson County Radio Amateurs Club	185-	AB-13-	1461	W3VRZ/3	Beaver Valley Amateur Radio Assn.	749-	AB-20-	5382	
W4AM/4	Tennessee Valley Ten Meter Emergency Net	197-	AB-15-	1446	W3AWS/3	Di-Happy Dash-Hounds of Braddock Heights	671-	AB-10-	5379	
W3PQT/3	Pax Ham Club	269-	ABC-6-	1437	W2AG/2	Youkers Amateur Radio Club	583-	A-10-	5247	
W7AQ/7	Yakima Amateur Radio Club	198-	AB-17-	1428	W6OT/6	Oakland Radio Club	569-	A-7-	5229	
W1DJC/1	WTIC Radio Club	158-	A-4-	1422	W9JZA/9	Lake County Amateur Radio Club	660-	AB-24-	5010	
VE1LC/1	Loyalist City Amateur Radio Club	153-	AB-12-	1383	W8OC/8	Grand Rapids Amateur Radio Assn.	625-	AB-10-	4908	
K4WAR/4	Camp Gordon Radio Club	230-	AB-30-	1373	W9HRM/9	Milwaukee Radio Amateurs Club	591-	AB-30-	4992	
W6RNA/6	Corona Gang	178-	AB-9-	1347	W6PMK/6	North Peninsula Electronics Club	527-	A-21-	4968	
W2VWH/2	Amateur Radio Club of United States Merchant Marine Academy	149-	A-5-	1341	W6PMI/6	United Radio Amateurs Club	547-	A-24-	4959	
W8HK/8	Hiawatha Radio Club	145-	AB-3-	1239	W8MRM/8	Banner Motor City Radio Club	432-	AB-16-	4940	
W6GRR/6	Bakersfield Technicians and Operators Club	203-	B-8-	1218	W8AW/8	Edison Radio Amateurs' Assn.	643-	AB-17-	4923	
W5WDD/5	Pittsburg County Amateur Radio Club	170-	AB-10-	1189	W6BZE/6	Helix Amateur Radio Club	507-	A-17-	4788	
W0BLK/0	Black Hills Amateur Radio Club	157-	AB-24-	1167	W7DA/7	North Seattle Amateur Radio Club	510-	A-23-	4590	
KP4ID/KP4	Puerto Rico Amateur Radio Club	135-	AB-8-	1163	W6MLK/6	H.A.M.S. Club	465-	A-26-	4419	
W2BMW/3	Tu-Boro Radio Club	119-	A-18-	1071	W3OB/3	Amateur Transmitters Assn. of Western Pennsylvania	602-	AB-25-	4359	
W1FTS/1	Hoosac Valley Amateur Radio Club	143-	B-10-	1008	W2GLO/2	Levittown Amateur Radio Club	480-	A-19-	4345	
W5YBH/5	Gulf Coast Amateur Radio Club	86-	A-15-	999	W1OSA/1	Pittsfield Radio Club	597-	AB-25-	4338	
W3CAB/3	Washington Radio Club	164-	B-	984	W9ESJ/9	Milwaukee Amateur Radio Emergency Corps	451-	A-28-	4329	
W0IMW/0	Jayhawk Amateur Radio Society	311-	AC-6-	933	W5NW/5	Odesa Amateur Radio Club	684-	B-14-	4254	
W5JH/5	Mineral Wells Amateur Radio Club	151-	AB-14-	930	W8FO/8	Toledo Radio Club	468-	A-25-	4212	
W4ZD/4	Atlanta Radio Club	72-	A-25-	882	W9KPC/9	Joliet Amateur Radio Club	464-	A-15-	4119	
W4KEK/4	Peninsula Amateur Radio Club	146-	B-12-	876	W3QB/3	York Road Radio Club	441-	AB-20-	3969	
W9NXU/9	Montgomery Amateur Radio Club	117-	AB-6-	861	W5KA/5	(nonclub group)	600-	ABC-4-	3630	
W9TBT/9	Browning School Amateur Radio Club	130-	B-7-	780	W4TRC/4	Kingsport Amateur Radio Club	503-	AB-24-	3586	
VE7ASG/7	Royal City Amateur Radio Assn.	60-	A-8-	765	VE1ND/1	Fredricton Amateur Radio Club	365-	A-15-	3528	
W4HZB/4	Whitehaven Amateur Radio Club	80-	A-	720	W2NFU/2	Northern Nassau Amateur Radio Club	383-	A-15-	3447	
W8KYI/8	(nonclub group)	352-	B-3-	704	W1SYE/1	Newport County Radio Club	651-	BC-12-	3435	
KP4NE/KP4	Borinquen Amateur Radio Club	165-	AB-10-	662	W6MHM/6	Bell Gardens Amateur Radio Assn.	350-	A-12-	3393	
W5KC/5	Baton Rouge Radio Amateur Club	45-	AB-7-	592	W9NQF/9	Lake County Amateur Radio Club	447-	AC-18-	3393	
W6DKH/6	Marin Amateur Radio Club	101-	AC-15-	543						
W4JNB/4	Muscle Shoals Amateur Radio Club	87-	B-9-	522						
W7ETO/7	Apple City Radio Club	148-	C-6-	519						
W8KEG/8	Tri-State Amateur Radio Assn.	85-	B-8-	510						
VE2APX/2	St. Johns Radio Club	51-	AB-7-	447						
W1VPT/1	Arlington Amateur Radio Club	58-	ABC-10-	446						
VE6IV/6	Seven Independent Signal Section, R. C. C. S.	58-	B-5-	429						
W1TAN/1	Rutland C.W. Radio Club	40-	A-4-	360						
W2CFY/2	Malone Amateur Radio Emergency Corps	110-	AC-13-	248						
VE3AJ/3	Lakehead Amateur Radio Club	26-	B-	216						
W9DTE/9	Kenosha Radio Communication Society	105-	B-10-	210						
W0FKM/0	Tri-State Radio Society	62-	B-	124						
<i>Four Transmitters Operated Simultaneously</i>										
W2GTD/2	Ridgewood Amateur Radio Club	978-	A-10-	9027						
W3PKV/3	Northeast Radio Club	956-	A-18-	8838						
W2QW/2	Raritan Valley Radio Club	905-	A-18-	8370						
W6HDY/6	Citrus Belt Amateur Radio Club	814-	A-15-	7551						
K2AA/2	South Jersey Radio Assn.	744-	A-30-	6939						
W6PD/6	Foothill Mobile Net	1114-	B-23-	6846						
W2FT/2	Passaic Valley Radio Club	705-	A-32-	6570						



The Verdun Amateur Radio Club found Goat Island, Quebec, a likable FD site for VE2CB/2. And if smiling faces are indicative, Pete (the cook) and VE2s ANE AFI and ARY had no difficulty keeping the 600-watt generator humming!



Correspondence From Members -

The publishers of *QST* assume no responsibility for statements made herein by correspondents.

TVI COMMITTEES

243 Colon Avenue
San Francisco 12, Calif.

Editor, *QST*:

... Regarding the article "Handling TVI Complaints Due to Poor TV Sets" (June, *QST*), I feel that, generally speaking, the article is excellent, and the rules laid down therein are well-taken. I, also, tell all amateurs here to get on the air and OPERATE UNRESTRICTEDLY, as long as they know their transmitters are sufficiently harmonic-free as to cause no TVI to their own or other sets in close proximity. All the other points, including the all-important diplomacy, should be considered standard practice for TVI committees, EXCEPT — the third paragraph from the end, and I quote, "You are wasting your time and that of the complainant if you agree to assume the responsibility of forcing the dealer or manufacturer's representative to get on the job."

In rebuttal, may I say that in San Francisco we have been eminently successful because we have done exactly what the article says is a waste of time. I have written personal letters to the manufacturers' representatives and the service managers, I have made personal visits to most of them to further explain the situation; and I enjoy 100% cooperation from seven manufacturers (which includes free labor), and full cooperation from four others in the supplying of a free filter, whenever my committees report that such a filter cures the TV set, and I so advise the proper company, either in writing or by telephone. In fact, only one manufacturer of TV sets which have proved to have fundamental blocking has refused to do anything about it.

To further strengthen my stand on this matter, I feel that any job left unfinished is less than a first-class job. Why should we handle the complaint thru its many steps — thru 98% of the work — and then drop the case, leaving the complainant to sink or swim on his own trying to get the filter himself? It has been my observation that the complainant has been extremely gratified and thankful to us as an amateur committee, because we not only have found his trouble, but have handled to the ultimate end of even making the arrangement to have the filter installed at no cost to him. After all, it requires only one extra telephone call, or one brief note to the proper service company, with the brief details of the case.

The only part which requires time is the original contacts and agreements, and reasons presented to the service companies. Once such agreements are set up, nothing is easier than to make one 'phone call to provide the filter. We also always 'phone the complainant after the filter is installed, and arrange a test transmission to assure him, and the amateur (and us), that the filter has done the job, and is therefore properly installed. It also allows the chairman to end the entire episode on a very friendly amateur-to-public basis.

There is one other very concrete reason why the committee should arrange for the installation of the filter with the service company: If left to the complainant, he often procrastinates week after week before going to his distributor for a filter installation — and human nature being what it is, he gets angry at the situation all over again — but rationalizes his anger by again blaming the amateur for his trouble, and often spreading more propaganda around the neighborhood. Why not short-circuit this dangerous possibility by firmly handling the entire matter to the final conclusion, once you have firmly grasped all control of the situation?

Certainly it is better to have the dealers, service companies, and manufacturers working with us rather than against us, as will inevitably happen if we simply arbitrarily tell the complainant, "This is all the fault of your set and your service company — force them to cure your

trouble." While such a stand is certainly true, it seems very undiplomatic to put the matter on such a blunt basis. We, as amateurs, have always been upset and angry at those who have bluntly and unequivocally said, "That is the fault of the amateur in the next block." Let us not be in the position of doing exactly the same thing to others — they will resent it as we do. . . .

— R. F. Czeikowitz, W6ATO

GIL CARTOONS

56 Friendship St.
Newport, R. I.

Editor, *QST*:

As the XYL of W1TXF, I look through *QST* each month. I enjoyed the clever sketches of Jeeves and the others by "Gil." I especially liked the covers of Field Day — the before and after scenes are so very realistic!

This is just a short note of appreciation for sketches by "Gil."

— Elsie Hoyle

ANYONE FOR A4?

4205 So. 12th Road
Arlington 4, Va.

Editor, *QST*:

I am very much interested in getting in touch with one or more hams who are interested in experimenting with an amateur facsimile system. . . .

— Bill Valentine, W4LDW

THAT'S THE SPIRIT

855 Sutter Ave.
Brooklyn 7, N. Y.

Editor, *QST*:

Listening to the QSOs of others on the 80-meter band reveals that it has become rather fashionable of late to decry the present state of fraternalism in amateur radio. To those who are so ready to adopt an attitude of skepticism and cynicism I should like to point out an experience of my own.

Several months ago I wrote to *QST* requesting information concerning the 220-Mc. band. This request was published, and very shortly thereafter I received a 'phone call from W21QR who gave me a complete picture of the activity on this band, of its participants, and of their equipment. Frank also volunteered to lend me some of his personally designed and built gear so that I might be able to operate while constructing equipment of my own.

Since then he has on numerous occasions helped me to iron out kinks, to chase out bugs, or, in reality, to correct the errors arising from my rather profound inexperience in u.h.f. techniques — all of this in spite of his extremely limited and valuable time.

Has "Ye Olde Ham Spirit" departed? Heck no! — but much of it has definitely moved on to higher frequencies.

— Jerry Kay, W2MGQ

QST BACK ISSUES

823 N. Second St.
Memphis 7, Tenn.

Editor, *QST*:

While browsing through the reference department of the local library, I was very pleased to find back issues of *QST* and other technical magazines containing valuable information pertaining to radio available. I imagine most libraries have this service available and I hope fellow amateurs find it useful.

— William L. Schrader, W4UDS

(Continued on page 146)



Hints and Kinks

For the Experimenter



HOMEMADE BUG WEIGHT

USE a $\frac{1}{8}$ -inch diameter bit to drill a hole $\frac{1}{2}$ inch into a block of wood. Then fill the hole to a depth of $\frac{3}{8}$ inch with solder. The wood, being a good heat insulator, will help keep the solder molten while you probe for the center (a pit left by the guide screw of the wood drill) with a toothpick. Hold the toothpick in place until the solder

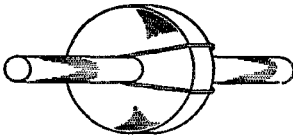


Fig. 1 — Home-made bug weight used by W6KIR.

hardens and then use it as a pilot for a $\frac{1}{8}$ -inch metal drill. Drill straight through the solder and then remove same from the block. After the new weight has been positioned on the bug shaft, it may be secured with an elastic band as shown in Fig. 1. — *Ralph W. Stewart, W6KIR*

C-BIAS SUPPLY USING VOLTAGE REGULATOR TUBES IN PARALLEL

ANYONE attempting to construct a regulated power supply using VR tubes in parallel usually finds a problem on hand. This is true even though the circuit employs equalizing resistors intended to make parallel tube operation possible. Sometimes, by careful tube matching, it is possible to make a pair of tubes fire, but an attempt to ignite three or more tubes ordinarily spells trouble. The difficulty encountered is that as soon as one tube ignites, the voltage across the other regulators is instantly dropped below the firing point and these latter tubes just cannot fire.

An investigation of this subject came about when the need for a bias supply arose. The supply requirements were -75 volts with key up and

-200 volts at approximately 200 ma. (amplifier grid current) with key down. Inasmuch as the supply was to be used with a kilowatt final, it was important that it be foolproof. Naturally, the standard regulator circuits were given a whirl first. Supply voltages up to 400 volts were used, and both gradual and shock excitation of three VR tubes were tried. In all cases, it was impossible to depend on sure-fire operation of the pack.

The remedy, once arrived at, is simple. Three 0A3s were hooked up as shown in Fig. 2, with the circuit broken up into three resistive paths. R_1 , R_2 and R_3 are the series resistors for the individual VR tubes and each regulator acts independently of the other two. The normal grid-leak resistor is replaced with three separate units, R_4 , R_5 and R_6 , of the proper resistance to give the desired voltage drop (125 volts in this case). Naturally, the reliability of the whole circuit is improved because of the divided responsibility among the several components.

Resistors R_1 , R_2 and R_3 are selected to maintain 5 -ma. current per VR tube, or a 15 -ma. total. When keying 100 -ma. grid current through these tubes, it is interesting that the 15 -ma. supply current remains unchanged. This makes relay interlocking for the bias pack a simple matter. As shown in the diagram, if a relay that operates at 12 ma. is inserted in series with the supply output lead (right after the filter), it can be used to activate the high-voltage supply.

Incidentally, do not attempt to use a 130 -volt transformer and a dry rectifier in this type of pack. Use a full-wave vacuum tube such as a Type 80 or 5Y3, and a filter output voltage around 220 - 250 volts. Otherwise, there will be a current reversal through the dry rectifier, or variation in supply current which interferes with relay action. — *Donald F. Alexander, W8DMN*

(Continued on page 146)

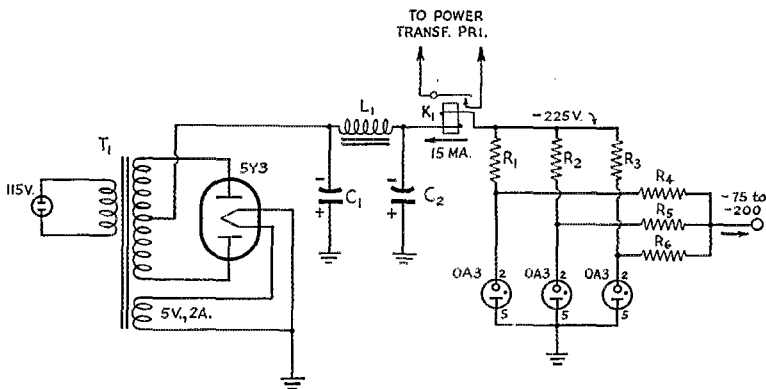


Fig. 2 — Circuit diagram of the regulated C-bias supply.

C_1 , C_2 — 20 - μ f. 450 -volt electrolytic.

R_1 , R_2 , R_3 — $27,000$ ohms, 2 watts.


R_4 , R_5 , R_6 — 4000 ohms, 5 watts.

L_1 — 20 -hy. 15 -ma. filter choke.

K_1 — Control relay with 50 -ohm coil (Sigma model 3A).

T_1 — Power transformer to deliver approximately 225 volts at filter output.

He Makes What We Hams Use



RICHARD M. PURINTON, W9SZ
American Phenolic Corporation

An active ham who qualifies as an old-timer and who has always been one of the first to try something new, Dick helped develop the screen-grid pentode, Twin-Lead and the folded dipole. His co-authored *QST* article in the August, 1934, issue described a transmitter using the revolutionary RK20 tube; the next one in June, 1935, told how to build a rig for the cliff-dwelling hams who had d.c. only; in *QST* for June, 1947, his comparison among the many types of feed lines then in use appeared. Dick was first licensed, in 1923, as 9CXT and the following thirty years saw him operating under five different calls, the present W9SZ being issued in 1946. He was one of the pioneers on 20-meter 'phone and was president of the Hudson Radio Phone Association for several years. Although it's been mike more than key for quite a while and although right now it's s.s.b. almost exclusively, W9SZ can also be found on 20 or 80 c.w. On 'phone he's always glad to have a rag-chew with the a.m. boys, while of course he's particularly interested in QSOs with any of the rapidly growing flock of Donald Ducks.

Quist Quiz

Working on the thesis that "if one is good, two are better and three are superb," our friend A is building a 2-meter converter with three r.f. stages ahead of the mixer, to get the best possible noise figure from the unit. His friend B tells him that the three r.f. stages are a waste of time, that he shouldn't need any more than one. Who has the right slant?

(Please turn to page 134 for the answer)

New Apparatus The X-4 S.S.B. Exciter

Although mobile s.s.b. stations are quite rare these days, it may not be too long before that situation is changed. The new X-4 S.S.B. Exciter is built in a 6 by 6 by 6-inch cabinet and delivers about 10 watts peak power in the 75-meter 'phone band. A 6SQ7 speech amplifier is followed by a 6SA7 crystal oscillator and audio mixer, which feeds into a crystal sideband filter of the same type and performance as is used in the SS-75 s.s.b. exciter. The s.s.b. signal is then heterodyned into the 75-meter band through a 6SA7 second mixer, and a 6F6 output stage feeds the antenna or following amplifier. The audio gain of the unit is sufficient for use with a crystal microphone of -50 db. output level or higher, so there is no need to struggle along with "carbon-mike" quality. The power-supply requirements are 6.3 volts at 1.6 amperes and 200-300 volts d.c. at 80 ma. The peak power of 10 watts (obtainable with the highest plate voltage) is sufficient to drive practically any of the high-power triodes or tetrodes under Class AB₁ or AB₂ conditions.

As a basic unit, the X-4 can be used with crystal-controlled output. For VFO operation, the X-4 VFO unit is available. This is a tuned circuit that converts the oscillator portion of the 6SA7 second mixer of the exciter into a Clapp-circuit oscillator, and the 3.6- to 4.0-Mc. output range is covered in 50-kc. steps. The cabinet measures 4 by 4 by 2 inches and the unit requires no power — it plugs into the back of the exciter through an 18-inch (or longer) length of twin-coax cable. The rugged mechanical construction of the VFO makes it suitable for mobile use, and its tuning rate is slow enough to insure ease of operation.

Other companion units in the line include the X-4 Voice Control Unit, for incorporating complete voice-controlled break-in, the X-4 Mixer for heterodyning the 75-meter output of the exciter to 7 or 14 Mc., and the X-4 Power Supply for powering all of the units and supplying -45 volts for bias and muting.

The X-4 S.S.B. Exciter is priced at \$69.50 wired and tested, and \$49.50 in kit form. The X-4 VFO is \$24.50, wired and tested. The X-4 Exciter and accessories are products of Electronic Engineering Co., Wabash, Ind.

— B. G.

YL NEWS and VIEWS



BY ELEANOR WILSON,* W1QON

YLRL 14th Anniversary Party

CONTEST PERIODS

'Phone —
Starts Saturday, Dec. 5th, at 12 noon EST.
Ends Sunday, Dec. 6th, at 12 midnight EST.
C.W. —
Starts Saturday, Dec. 12th, at 12 noon EST.
Ends Sunday, Dec. 13th, at 12 midnight EST.
Operate no more than 20 hours on 'phone and/or 20 hours on c.w.

W2OWL, Ruth, YLRL Vice-President, and her Contest Committee (W1FTJ and W4SGD) have decided upon several modifications in the Anniversary Party rules for this year. Note them well, for they should make for a bigger and better contest than ever before. Summarized briefly, the modifications are:

- 1) all YLs, whether YLRL members or not, are invited to participate for credit;
- 2) the number of operating hours is limited;
- 3) extra credit to be allowed for low-powered stations; and
- 4) the same YL may be worked on more than one band for additional credit.

Incidentally, YLs interested in information concerning the YLRL are invited to write Miriam Blackburn, W3UUG, YLRL Secretary-Treasurer, Box 2, Ingomar, Pennsylvania.

Read on for complete Party rules.

Name: _____ QTH: _____ 'Phone or C.W. _____
Call Sign: _____
Date: _____

Time		Station Worked	QSO No.		RS-RST	Freq.	State	Operating Time
From	To		Sent	Rec.				

Suggested YLRL Party entry form.

Frequencies: All bands may be used. Cross-band operation is permitted, but only 'phone-to-'phone and c.w.-to-c.w.
Eligibility: This contest is open to all licensed YL or NYL operators throughout the world (not restricted to

* YL Editor, QST. Please send all contributions to W1QON's home address: 318 Fisher St., Walpole, Mass.

YLRL members). Contacts with OMs do not count — the YL-OM Contest will be held at a later date.

Procedure: Call "CQ YLRL."

Exchange: QSO number; RS or RST report; name of state, U. S. possession, VE call area, or country.

Scoring: a) 5 points for each contact. Same YL may be worked on other bands for additional credit. b) Add number of points and then multiply by number of different states, U. S. possessions, VE call areas and countries worked. (Maryland and District of Columbia count as one state.) c) All 'phone contestants running 150 or less watts input at all times may then multiply the final score by 1.5. All c.w. contestants running 150 or less watts input at all times may then multiply the final score by 1.25.

Awards: A cup will be awarded the highest-scoring entry in each category — 'phone and c.w. These cups are awarded on a yearly basis. Any operator winning the same cup three times gains permanent possession of it. Second and third place awards will be donated. Certificates will be awarded to the high scorers for 'phone and c.w. in each U. S. call area and in each country.

Logs: Copies of all logs must be postmarked not later than Dec. 31, 1953; to be sent directly to Ruth B. Siegelman, W2OWL, Vice-President, YLRL, 1414 Wythe Place, Bronx 52, New York. (When submitting copies of logs, please list 'phone contacts and c.w. contacts separately.)



YLRL Nets

Here is information on the YLRL Nets revised and brought up-to-date as of October, 1953, by YLRL Vice-President W2OWL. All nets welcome new members to call in at any time.

'PHONE			
Freq. (kc.)	Day	Time	NCS
3900	Wednesday	7:00 A.M. EST	W1VOS
3900	Wednesday	8:00 A.M. EST	W8HLF
3900	Wednesday	9:30 A.M. EST	W8ATB
3900	Monday	3:00 P.M. PST	W7HHH (W7SBS alt.)
3915	Wednesday	9:00 A.M. PST	W6PJF
14,240	Thursday	2:00 P.M. EST	W6EHA
28,900	First Tuesday of each month, at 9:00 P.M. EST (QRMary Net-Round Table)		
C.W.			
3610	Wednesday	9:00 P.M. EST	W9JTX
7034	Tuesday	1:30 P.M. PST	W7ROA (W7RLH alt.)

YLs interested in forming nets other than those listed are invited to write W2OWL.

Keeping Up With the Girls

OM W2SJV, reflected SCM of Western New York for a second term, appointed W2ETB, Jeanne, as his Assistant. . . . W6CEE, Vada, is NCS for a new 75-meter 'phone net which meets Monday at 2:00 P.M. PST, on 3885 kc. . . . The new call of ex-KL7AWL is W3WPP. "Carm" is now in Wash., D. C. . . . W4JCR, Anita, writes that "Floridian prospective YL and OM hams and 'graduates' of the code class of W4TDC, Naomi, have voted her orchids for her excellent job in creating and maintaining an interest in obtaining their licenses." . . . W5SPV, Pat, and W5SYL, Iva, are forming a YL club in the Dallas area. . . . KN2DSL, Merceda Anna, age eleven, is a new YL in Bordentown, N. J. . . . Fourteen-year-old K2CLC, Barbara, now has



At Chicago on September 26th the LARKs (Ladies Amateur Radio Klub) had their first annual installation dinner. W9SJR, Bernice, was installed as President; W9IKS, Edna, Secretary; and W9LOY, Cris, Board Member. W9MYQ, Vice-President, was not present. YLRL President W1BCU was guest of honor. Standing, l. to r.: W9BCA, Helen; W9YUJ, Evelyn; W9WQI, Jo; W9FCB, Helene; W9KQC, Virginia; "YL-in-waiting," Doris; W9YBC, Gloria; and W9SYX, Peggy. Seated: W9IKS, Edna; W9LOY, Cris; W1BCU, Peg; W9SJR, Bernice; and ham-soon-to-be, Stella.

her Technician Class license, and another 14-year-old, KN2ECD, Nancy, of Brooklyn, would like to meet some of the W2 YLs who work 2 meters. . . . W4LAS, Mabel, tells of a new YL in Puerto Rico. KP4WI, Millie, is with her OM in the USNAS at Roosevelt Roads and is active on 20. . . . W0RAW, Bertha, is now operating "portable-five" from Arcadia, Texas. . . . W3TYC, Miriam, is spending all of her spare time assembling a Heathkit AT-1 transmitter. . . . YLs who attended the Washington Hamfest in October were W3s AKB CDQ LSX MSU OQF QBG RZD RXJ SLS TMH UXU, WN3VHF, WN3WWN and WN4ZBR. . . . W3NNS, Annabel, received a 75A-3 from her OM for her birthday. . . . W0ERR of Denver is on 40 and 10 regularly. Ann writes that two other YLs active in her city are W0JGU, Edna, and W0MYL, Florence. . . . W5RPT, Virginia, and W5TTU, Pat, are active on 75; W0CXK, Mary Jo, is regularly on 40; and W5UXW, Opal, is on 10. . . . K2ESO is the new call of ex-KH6AAO, Lee. . . . W8ATB, Esther, was a guest at the season's first meeting of the N. Y. C. YLRL Club. Esther spoke about the Flint tornado and the part fellow hams and she played in it. Esther and her OM, W8QBO, enjoyed visiting a number of YLs at their homes during their trip east in September. . . . A record number of YLs attended the N. H. ARRL Convention at Concord on Sept. 13th. W1FTJ, Dot, Convention Vice-Chairman, presented each of the girls with a ceramic tile souvenir of New Hampshire. W1BCU and W1OAK, YLRL President and First District Chairman, respectively conducted the YL and YLRL meetings. Those YLs in attendance were W1s BCU FOF FTJ MDV OAK OIR OME QJX QON RLQ RYJ SVN TRE UBM UET UFM ULF UKR UZR VFK VOS VVS VYH VZD WIT WOY WTQ

YFV YPG YYM YYU ZEJ, WN1WVT, W2KYF, W4AVA and W8ATB. . . . W6EHA, Gen; W6JMS, Lucille; and W6WRT, Ruby, report a grand time attending the South Western Division Convention at Los Angeles in October. Most of the main trophies went to YLs, with the big one, an HT-20 and SX-71, going to W5RZJ; a complete mobile station to W6LBO; a Pfaff sewing machine to W6PPY; and a \$50.00 credit for an antenna to W6JCA. YLs who enjoyed the various festivities of the Convention were: W5RZJ, W6s CEE CQV DQD DXI EHA GAI GKJ JCA JMC JZA KER KOY KYZ LBO LMQ MFP NLM OBZ PCO PJU PPY QGX QLM QQG QYL TDL UHA WRT WSV, KN6CAL, W8HPO/6 and WN8MHE.

The XYL of W3SFA and mother of three young jr. ops., Loreli Johnston, YLRL Chairman of the Third District, received her Novice ticket in 1951 and her General Class license in 1952. She holds an RCC, CPC for 20 w.p.m., is a CDS for North Pittsburgh and a member of various nets, including MARS. Operating 80 and 40 c.w. and 10 'phone, she particularly enjoys skeds with YLs and beginners in the Novice bands.



Nine YLs who enjoyed a variety of activities at the Eastern Canada ARRL Convention in Montreal, September 19th, are (l. to r.) V22RK, Therese; VE2AOB, Stella; VE2CA, Phyllis; VE2NJ, Nancy; W1ZCS, Marie, of ARRL Hq.; K2DRY, Emily; K2CBS, Ida; VE2AKK, Betty; and VE2HI, Ethel.

How Christmas Came to S. McSquegg


Ubiquitous Was the Word for Kilroy

BY ROD NEWKIRK,* W1VMW

YES, it was more than enough to drive a self-respecting DX man to tears. Sunspot McSquegg, our club's hottest propagation prognosticator, was mad enough to eat the poly off his ethylene. You see, Sunspot had finally gotten his fill of Earlybird Kilroy, the "sleepless wonder" of our gang.

No matter what the boys would work, when they casually mentioned it at a meeting Earlybird would reach into his vest pocket to produce the perfect squelch—a bona fide QSL from whomever the subject of conversation might be. Or, if that weren't possible, Earlybird would knock the ashes off his cigar with a flourish and remark, "Oh, you got 'im, too!"

Moreover, DX was just one of Kilroy's fields of victorious endeavor. Take the annual bargain sale at Gimple's Radio Supply, for instance. By the time the rest of the club got downtown to the counters, Earlybird was already on the way home with his station wagon full of 27-kc. i.f. strips,



surplus high-torque radar rotators, et al. The stuff he left behind for us wouldn't have looked respectable in a brand-new Novice's junk box.

Sure, we could deal with Kilroy for the good items he picked up, but brother, the bargain sale was over. And under all such triumphant circumstances the guy was insufferable. His overbearing air of omnipotence was exceeded only by the overwhelming stench of his cigars.

But when Kilroy put the damper on McSquegg's 7-Mc. AC5 contact it was the last straw. Sunspot determined to do something about the situation and dug into the *Call Book* for the rarest listing he could find. He settled on ZD5HI, whom he was positive had never been active, and began writing letters. Letters and more letters.

Subsequently, Sunspot sent the ZD5 a high-priced 14-Mc. rock. He sent him a *Handbook*. He sent him a new rig and a hot preselector. He sent him this. He sent him that. As an added

*DX Editor, QST.

token of their friendship, McSquegg even shipped the fellow a complete library on the subject of single sideband. Verily, inside of two months ZD5HI must have accumulated the paradise station of the Indian Ocean, all thanks due Sunspot McSquegg.



McSquegg at length approached the point of his correspondence, figuring that ZD5HI ought to be about ready to fire up and hit the air. In good time the stage was set; ZD5HI wrote back that he'd be looking for Sunspot at a prearranged time—Christmas morning—on a 20-meter 'phone frequency that even Earlybird Kilroy never bothered to tune. (McSquegg knew for a fact that the only 'phone gear Earlybird currently had available was QRP 160-meter stuff.)

Our hero had the propagation aspects all figured, too, for that was his forte. And not only was the sked a sure thing but it was timed shrewdly to coincide with archrival Earlybird's inevitable daily dog-walk. Sunspot McSquegg visualized a most merry Christmas—times ten! And, brother, wait until he cornered Kilroy soon thereafter!

The fateful Christmas morn arrived. Sunspot jumped out of bed before the kids, humming a pleasant Hit Parade tune—"Mine, All Mine"—and rubbed his hands. A bar of "Good King Wenceslaus" and zero hour was at hand. The 866s cast an intermittent bluish glow in the



dawn's dim light; a few moments later he was working ZD5HI c.w.-to-'phone. *Eureka!*

A glance out the shack window revealed that the plot was proceeding according to plan.

(Continued on page 132)

• On the TVI Front —

U.H.F. "Strips" — A Problem for the V.H.F. Man

The evils of the double-conversion strip method of obtaining u.h.f. TV reception were outlined editorially in November *QST*.¹ The steps ARRL has taken to neutralize the wave of TVI complaints that has resulted from the considerable sale of these strips were detailed in "Happenings of the Month" in the same issue.² If you have any present or future interest in v.h.f., a careful reading of the above references is a must. And if you want to be in a position to render amateur radio a service, and an important one, you'll need to know the principal facts of this newest TVI threat, whether you ever expect to work on 2 or not.

We first saw this dark cloud on the 2-meter horizon last spring, when ominous stories of widespread TVI began to come from the region around Peoria, Ill., where a station had just gone on the air on Channel 43. This was an area where v.h.f. TV was none too good, so there was a rush to buy anything that promised u.h.f. reception. The quickest and least expensive approach was the insertion of strips for u.h.f. in receivers that use a well-known make of turret tuner. These double-conversion deals don't equal any of the better converters, or approach them, but they do work if you have a strong TV signal.

The catch is, however, that in strips where double conversion is involved the first intermediate frequency falls in and around the 2-meter band. Inadequate front-end selectivity is inherent in this particular conversion method, so if any signals are on the air near the intermediate frequency in question, they ride through with very annoying strength. It's not only 2-meter hams; here in Hartford Channel 30 strips are useless because the local police insist on continuing to talk to their cruisers.

How bad is the problem for 2-meter hams? Plenty bad. Ask any 2-meter man around Peoria, or any of the other areas where u.h.f. stations have come on the air. We ran a few checks in the ARRL Lab to confirm these reports before embarking on our anti-strip campaign. Here's how it shapes up:

The 2-meter rig normally used at W1HDQ was set up for operation in the Lab. A receiver was equipped with strips for Channel 43, and our u.h.f. signal generator was modulated with local video to simulate a TV signal on that channel. The receiver was also operated with several representative u.h.f. converters, to check the transmitter for freedom from spurious emissions in the channel.

With any converter tried, the 2-meter rig could

be run at 1 kw. input with no interference whatever. This was with the TV and 2-meter antennas only a few feet apart. Going over to strip reception, the screen was completely blanked with only the driver running, and no antenna. The driver stage was cut off, and still no picture. A 5763 push-pull tripler was furnishing more than enough r.f., with no antenna, to obliterate reception. So the Powerstat controlling the 5763 plate voltage was backed off. At 50 volts on the plates, and 5 ma. plate current, the picture began to appear, but so long as any plate voltage at all was applied there was some interference! Is it any wonder that strip-equipped sets are getting interference from 2-meter hams 15 or 20 miles away, while next-door neighbors with u.h.f. converters experience no trouble at all?

What to do about it? Very little can be done to correct the trouble at the receiver. Where the interference is mild, as at considerable distance, the usual stub or trap treatment to block out the 2-meter fundamental will help, but if the strip-equipped set is close by there is no solution but to throw the strips out and go over to a conventional converter. That's where we come in — all of us. The double-conversion strip method is a make-shift that should enjoy no protection whatever. The innocent purchaser of such a conversion is going to have interference from some source, anyway, if he is in an area where there is appreciable use of the v.h.f. spectrum. Police, fire, aircraft — somebody, if not a ham, is going to be breaking up his u.h.f. reception.

Here is a place for "Dallas Plan"³ action, if there ever was a place. The answer to the impending trouble is education of the manufacturer, the TV serviceman, and the prospective owner. There are plenty of good converters for u.h.f. TV reception. It is the job of every one of us to sell the converter approach. We will make friends in place of enemies if we use every opportunity we have to make the nature of the problem and its solution clear to all concerned. There certainly is no reason for v.h.f. men to be plagued with it indefinitely.

— E. P. T.


V.H.F. PARTY RESULTS TO APPEAR NEXT MONTH

Despite the fact that this issue of *QST* is the largest that has appeared in many years, space limitations have made it necessary to postpone publication of the September V.H.F. Party results until January.

¹ "It Seems to Us," November, 1953, *QST*, page 9.

² "Channel Strip TVI," November, 1953, *QST*, page 45.

³ "The Dallas Plan for TVI," Skelton & Shook, June, 1951, *QST*, page 26.



CONDUCTED BY E. P. TILTON,* W1HDQ

IN a recent lunch-time bull session the talk turned to ham operating incentives. One of the group had just completed a 2-letter-call WAS, and he was justly proud of it. It had taken a lot of listening and quite a bit of operating to turn the trick, and it had resulted in many pleasant rag-chews in the process. Two others of the party were in a hot private race for the first WAS with Novices only. Still another was sweating out an 80-meter WAC. Good aims, both of these; the boys will have a lot of fun achieving them. We have no quarrel here.

But we think that these "manufactured" incentives highlight a fundamental difference between hamming on the lower frequencies and in the world above 50 Mc. We've not run out of natural incentives, and we're not likely to in a hurry.

WAS on 50 Mc.? Ask anyone who's made it, or is now trying, if it is any pushover. Reliable communication over a 400-mile haul on 144 Mc.? This takes more than patience, a commercial rig and a 100-foot wire. Development of activity on 220 or 420 Mc.? Here's the chance to break into a wide-open field; to experience the same thrills that another generation found in moving below 200 meters. There's also the opportunity to help newcomers get started in ham radio, and to head them into a kind of hamming where they still have opportunities to make outstanding contributions to the art.

Far from running out of the fundamental drives that made ham radio what it is today, we have no more than scratched the surface of the possibilities of our higher bands. If you've found yourself turning to pleasant but somewhat artificial stimuli like the ones we've mentioned above, perhaps you need to take a look at this expanding world. You'll find the most interested hams you've come across in a long time. They're going places — and they're having fun!

Here and There on the V.H.F. Bands

This section last month led off with a paragraph about the isolation of VE1QZ, Dartmouth, N. S., on 144 Mc. At least 350 miles from the nearest regular activity, he had made only a few VE1 contacts since 1949, and only a handful of DX QSOs since 1947, when he first appeared on 144 Mc. All during the fall he'd been running automatic c.w. on 144.45 Mc., in the hope of finding out what his chances were of working out more often, but a heard report now and then was all he had to show for it.

Oscar decided to continue the automatic transmissions through October, and his is just as well that he did, for the best propagation conditions of the fall season came along early in the month. On the evening of the 3rd, the automatic began to be heard by 2-meter operators down the Atlantic Seaboard; among them W4AO, Falls Church, Va. That signal rolling in from a distance of about 800 miles was too much for Ross to take quietly, so he placed a telephone call

to VE1QZ at 2155 EST. Contact was not immediately established, but the call started Oscar off on a series of contacts, with W2UK, W1HDQ, W1BCN, W1ARC, W1MNF, W1DJK, and eventually with W4AO, at 0114 the following morning. W3GKP, W1PBJ, W1KCS, W3AIR, W1CLH, W3JZY and W1RFU were then worked, in that order, with several repeat contacts along the line. By this time it was 6 A.M. Halifax time, so Oscar finally quit, with the band still open. Leaving the automatic on to keep the Ws on edge, he went off for a few hours of sleep, while the signal continued to pound through at distances up to 800 miles or so, for several more hours.

A few nights later VE1QZ staged a repeat performance, getting down as far as the middle of the second call area, but has not been heard from again, at this writing.



W6ZJB.....48	W5VY.....48	W8OJN.....39
W6BJV.....48	W5MJD.....47	W8LPD.....37
W6CJS.....48	W5GNQ.....46	
W5AJG.....48	W5GNS.....45	W9ZHB.....48
W9ZHL.....48	W5JTL.....44	W9QUV.....48
W9OCA.....48	W5MLL.....44	W9HGE.....47
W6OB.....48	W5JLY.....43	W9PK.....47
W9INI.....48	W5JME.....43	W9VZP.....47
W1HDQ.....48	W5SPW.....43	W9RQM.....47
	W5VV.....42	W9ALU.....47
W1CLS.....46	W6FAL.....41	W9QKM.....46
W1CGY.....46	W6FSC.....41	W9UIA.....45
W1LLL.....46	W5HLD.....40	W9UNS.....45
W1LSN.....44	W5HEZ.....38	
W1HMS.....43	W5LJU.....37	W9QIN.....47
W1DJ.....41	W5FXN.....37	W9DZM.....47
		W9NFM.....47
W2AMJ.....46	W6WNN.....48	W9TKX.....47
W2MEU.....46	W6ANN.....45	W9KYP.....47
W2RLV.....45	W6TMI.....45	W9HWV.....45
W2IDZ.....45	W6IWS.....41	W9MVG.....44
W2FHJ.....44	W6OVK.....40	W9JOL.....44
W2GYV.....40	W6GCG.....35	W9TJF.....44
W2QYH.....38	W6BWG.....29	W9WKB.....43
W2ZUW.....35		W9JHS.....43
	W7HEA.....47	W9PKD.....43
W3OJU.....46	W7ERA.....47	W9EPI.....41
W3NKM.....41	W7BQX.....47	
W3MQU.....39	W7FDJ.....46	VE3ANY.....42
W3RUE.....37	W7DYD.....45	VE3AET.....41
W3OTC.....37	W7JRG.....44	VE1QZ.....34
W3FPH.....35	W7BOC.....42	VE1QY.....31
	W7JPA.....42	XE1GE.....25
W4FBH.....46	W7TFV.....41	CO6WW.....21
W4BQM.....44	W7CAM.....40	
W4QN.....44	W7ACD.....40	
W4FVH.....42		
W4CPZ.....42	W8NSS.....46	
W4FLW.....42	W8NQD.....45	
W4OXO.....41	W8UZ.....45	
W4MS.....40	W8CMS.....43	
W4FNR.....39	W8YLS.....41	
W4IUJ.....38	W8RFW.....41	
W4BEN.....35	W8Bfq.....42	

Calls in bold-face are holders of special 50-Mc. WAS certificates listed in order of award numbers. Others are based on unverified reports.

* V.H.F. Editor, QST.

This was only one incident in a long string of exciting days and nights of v.h.f. DX in October. The "annual opening" that we've come to expect each year in September failed to materialize this year, but October did right well by us. With the weather map showing a continuous succession of slow-moving "highs," most of the country was favored with delightful fall weather and an almost constant inversion. Conditions were good so long that we were tempted

to feel that some magic improvement in our equipment or methods had suddenly extended our reliable working ranges on 144 Mc. and higher bands.

Example: W4TLA, Rocky Mount, N. C., using a 522 at 18 watts input, feeding a 16-element array, was working stations all the way up the Atlantic Seaboard, between Sept. 30th and October 3rd. On the 2nd, in two hours beginning at 2135 EST, Warren worked 10 New Jersey stations, and one each in New York, Pennsylvania, Maryland and Virginia. The following night he worked into Connecticut, as well as many points nearer. The only contacts made previously over these paths from North Carolina were made last fall by W4CVQ, who was running close to a kilowatt!

Improved conditions were helping things along on the Kansas-Oklahoma-Texas circuit, too. W0ZJB, Wichita, Kansas, reports in his V.H.F. Newsletter that business is booming on their 0715, 0930 and 2215 (CST) skeds, and fellows who have not been on 2 for a year or more are firing up again. If you live within working distance of these fellows, you can get copies of Vince's newsy mimeograph by sending stamped self-addressed envelopes to W0ZJB. It contains all the latest gossip, fresh as only such a sheet can be, prepared in the inimitable Dawson manner. (Send my cut of the profits to the Salvation Army, Vince.) What was probably the first Oklahoma-to-Iowa 2-meter contact was made on the morning of Sept. 28th between W5HGH at Buffalo, Okla., and W0EMS, Adair, Iowa.

W8BFQ, West Richfield, Ohio (the change from Everett is a post-office technicality) found things very good in the direction of Chicago on both 144 and 220 in mid-October. Following a crossband duplex QSO with W9EQC on the 13th, Margaret stayed on 220 and worked W9DDG, Sheboygan, Wis., a distance of about 360 miles. W9REM and W9OVL were also worked on 220, and W9OJV was heard. W9DDG runs 30 watts to an 832A, crystal-controlled. His antenna is a 30-element array 65 feet above ground. He has also worked W9OVL and W9OJV, Hammond, Ind., 200 miles.

W8BFQ has also been doing well on 432 Mc., one of her more recent contacts being with W8DX, Detroit, a distance of about 125 miles. This was Margaret's sixth state worked 2-way on 432 Mc.

W5CVW, Ft. Worth assistant EC for v.h.f., announces the formation of the West Gulf Emergency Net. Already enrolled are 22 members in Oklahoma and Texas. Roll call is held each Tuesday at 1900, with either W5CVW or W5HD as net control. The frequency is 144.6 Mc. The net closes down at 1920 to allow the NCS to report in to the Ft. Worth Emergency Net on 29,640 kc. Rag-chewing sessions follow, and with members in the Ft. Worth and Dallas area, plus Hamilton, 100 miles south, Palmer, 42 miles east, Texarkana, 178 miles east, and Ardmore, Okla., 100 miles north, the operation of the net is doing well for 2-meter activity generally. W5CVW passes along the additional information that W5LFI, Albuquerque, N. Mex., is on daily at 0705 and 0715, with 400 watts on 144.12 Mc.

Been wondering about that 230-Mc. receiver described in October QST? Reports on it are beginning to come in, and one from W5RFF, Albuquerque, N. Mex., is typical. Tom built the receiver in 2½ hours construction time, and it worked at once. Signal generator checks show complete quieting at 10 microvolts input, and a readable signal at 3 microvolts. These approximate results obtained with the original. Such a receiver won't drag in the weakest ones, but it's good enough to have some fun on 220, and in building it and getting it going, the beginner, in particular, will gain invaluable experience. W5RFF thinks that there is a need for similar gear for 144 and 420 Mc.

Morning and evening tests on 144 Mc. continue on the 950-mile path between W4HHK and W2a UK, AZL and NLY. The big rhombic at W4HHK is not yet up, as we write, but it is in the works. On the morning of Oct. 6th, W4HHK recorded almost the entire text of W2UK's tape transmission, of more than 30 seconds' duration. Fragments of the signal are heard on nearly every try. W3GKP is monitoring the transmissions from W4HHK with varying degrees of success. W2AZL copied "W2UK W2UK de W4HHK r r r bk" on the morning of Sept. 26th. The signals come through just enough to keep all hands trying, feeling that a few more decibels will put them into more-or-less solid communication.

This optimism seems well founded, on the basis of recent experience at W1HDQ. Your conductor has kept daily schedules with W8BFQ, 450 miles, since Aug. 1st, with more

2-Meter Standings

Call			Call		
States	Areas	Miles	States	Areas	Miles
W1HDD18	6 850	W5FSC 6	2 500
W1ZY16	6 750	W5DFU 5	2 375
W1RFU15	7 1150	W6ZL 3	3 1400
W1MNF14	5 600	W6PJA 3	3 1390
W1BCN14	5 580	W6BAZ 3	2 320
W1DJK13	5 520	W6WSQ 2	2 1390
W1CTW12	4 500	KG6AAV/6 2	2 275
W1KLC12	4 500	W6NLZ 2	2 237
WN1YQI12	4 420	W6GCG 2	2 210
W1OPI12	4 420	W6EXH 2	2 193
W1MMN10	5 520	W6ZEM/6 1	1 415
W2UK23	7 1075	W7LEE 3	2 240
W2NLY22	7 1050	W7YZU 3	2 240
W2ORI20	8 1000	W7JW 2	2 140
W2AZL20	7 1050	W7JTO 2	2 140
W2QED18	7 1020	W7RAP 2	1 165
W2PAU16	6 740	W8BFQ24	8 775
W2AMJ14	5 550	W8WJC23	7 775
W2QNZ14	5 400	W8WRN20	8 670
W2UTH13	7 800	W8WKV19	8 1200
W2SFK13	6 —	W8DX19	7 675
W2AOC13	5 400	W8BAX19	7 655
W2DFV13	5 350	W8UKS18	7 720
W2CET13	5 405	W8RWW17	7 630
W2DEB12	5 500	W8EP17	7 —
W2FEJ12	5 —	W8RMH16	7 690
W3RUE20	7 760	W8WSE16	7 830
W3QKI20	7 820	W9EHX23	7 725
W3NKM19	7 660	W9FVJ22	8 850
W3KWL16	7 720	W9EQC21	8 820
W3LNA16	7 720	W9BPV20	7 1000
W3FFH16	7 —	W9UCH20	7 750
W3GKP15	6 800	W9LF19	— —
W3IBH13	5 570	W9WOK17	6 600
W4HHK23	7 850	W9ZHL17	6 —
W4AO20	7 950	W9MBI16	7 660
W4JFV18	7 830	W9KLR16	7 —
W4MKJ16	7 665	W9BOV15	6 —
W4OXC14	7 500	W9LEE14	6 780
W4JHC14	5 720	W9DDG14	6 700
W4IKZ13	5 720	W9FAN13	— 680
W4JFU13	5 720	W9UIA12	7 540
W4CLY12	5 720	W9GTA11	5 540
W4OLK12	5 720	W9JBF10	5 760
W4FJ12	5 700	W9DSP10	4 700
W4UMF13	5 600	W0EMS24	8 1175
W4WCB 9	4 650	W0GUD22	7 1065
W4UDQ 8	4 850	W0IHD18	6 725
W4TLA 7	4 850	W0ONQ17	6 1090
W5RCL20	7 925	W0INI14	6 830
W5JTI14	5 670	W0ZJB12	7 1097
W5QNL10	5 1400	W0OAC12	5 725
W5CVW10	5 1180	W0WGG11	5 760
W5AJG10	4 1260	W0JHS 9	3 —
W5MWW 9	4 570	W0HXY 9	3 —
W5ML 9	3 700	VE3AIB20	8 890
W5ABN 9	3 780	VE3DIR17	7 790
W5ERD 8	3 570	VE3BQN14	7 790
W5VX 7	4 —	VE3BPB12	6 715
W5VY 7	3 1200	VE3AQG11	7 800
W5FEK 7	2 580	VE1QY11	4 900
W5ONS 7	2 950	VE3DER10	6 800
W5PBT 6	2 500	VE2AOK 7	3 440
W5IRP 6	2 410			

success than we anticipated. Raising the 16-element array at W1HDQ to 70 feet recently (from 50) has apparently helped remarkably. Several quite-solid c.w. QSOs were made between Oct. 14th and this writing, and a signal of sorts has been heard every morning. Near-solid communication has been established on a daily basis with W3QKI, Erie, Pa., 385 miles, and W2ORI, Lockport, N. Y., 320 miles. All three stations are worked over very rough terrain at the eastern end of the path. Results at these distances have been sufficiently good to indicate that a bigger antenna at W1HDQ would make possible two-way work with stations considerably farther west.

The most interesting thing about these signals is that they seem to be in there every day, with so little day-to-day variation that there is little point in giving signal reports. There is fading, but the degree of fading and the strength seem to have almost no relation to signal levels encountered on shorter paths. There have been no "openings" but no dead-band conditions, either.

Aurora has shown up fairly often this fall, though most openings have been of a minor nature. Sharper observation, big antennas, low-noise receivers and more extensive use of c.w. may be making the difference. A habit of checking frequently with the antenna north will show up aurora much more often than most 2-meter operators realize. This happens most frequently in the northeastern part of the country, but stations above Latitude 40 in the Northwest should be able to get in the act more often than they do. General opinion now favors the use of high selectivity in aurora reception. With the signal broadened out as it is by the diffused reflection, you'd think that high selectivity would be harmful, but checks have shown marked improvement in weak-signal readability when the crystal filter is used in its medium positions. Forget the S-meter, cut off the a.v.c., back off the i.f. gain, and crank up the selectivity next time, and see if you don't dredge up some new weak ones out of the muddy background noise.

Don't be too sure that you have the beam in the best position, if you've aimed it in the general direction of north. Aurora can come from some odd directions, at times, and it

may shift markedly and rapidly. At one time during the aurora of Sept. 18th, W8RWW found signals coming in with his array at about 45 degrees. Then, a little later, W4AO peaked up with the beam at 75 degrees, almost due east. W1s usually aim somewhat west of north, and at times the signals come in from as far around as northwest for western stations in the same latitude. You can miss a shot at VE1 by relying on this, however. They might be straight north, or even east of north, under the same conditions.

If you live in a place where you can't have an outside antenna, take heart from the work of W4UMF, Arlington, Va. Tom lives in an apartment, with only an attic space 12 by 14 feet and a maximum clearance at the middle of 6 feet in which to put up antennas. This is under a peaked roof, so the height slopes off to zero at the edges. In this Pandora's Box, W4UMF has a "Twin-Five" for 144 Mc., a rotating dipole for 50 Mc., plus antennas for TV and f.m. A Twin-Five in a space with a maximum vertical height of 6 feet? How? Easy — you mount the two 5-element Yagis side by side, one wavelength center to center. It works, too — Tom's signal during those Atlantic Seaboard openings in October was right up there with the other W4s. The remaining space, if any, in the attic, will soon be taken up by arrays for 220 and 420 Mc., which should give W4UMF the record for invisible antennas at one location.

The Northwest is enjoying something of a boom in 2-meter activity, according to W7PXB, Seattle. There are some 300 stations on the air, and there is considerable interest in attempting to work out beyond the normal confines of the mountains. Monday is 2-meter night, and schedules are kept in the hope of working into W6-land. It's less than 700 miles from Seattle to San Francisco, and we can't escape the feeling that this hop is not impossible. There are lots of mountains, but amazing things are happening over other mountainous paths, and we feel confident that high-power c.w. and the narrow-band receiving techniques that make the most of it, plus some big horizontal arrays, would turn the trick. Most of the western 2-meter work is being done with vertical antennas, which for our money is the hard way.

(Continued on page 134)

V.H.F. Balun — Pocket Size

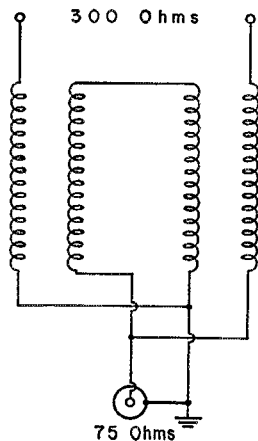
Coax has many advantages, and its use in v.h.f. work is increasing all the time. It simplifies and improves antenna coupling circuits of v.h.f. converters, but what of the losses in a long run of transmission line? A good many of us still don't like what we see in the "Attenuation per 100 feet" column, so we hesitate to go all the way from the operating position to the antenna with coax. Result, the input circuits of our converters are draped with a variety of loops of coax to achieve optimum coupling between our balanced lines and our unbalanced antenna input circuits.

Pictured herewith is a neat little gadget that does away with the inconvenience and messiness of the coax balun in v.h.f. reception. It was made by Technical Director Grammer for ARRL Lab use, but hams who have seen it are


unanimous in their expressions that it should be written up in *QST*, so here it is.

It is built around a pair of standard TV balun coils (also called an elevator transformer) and they lend themselves almost ideally to amateur v.h.f. receiving applications. Designed to cover 54 to 213 Mc., they work well in the 50-, 144- and 220-Mc. ham bands. Checks on the air and with a noise generator show no measurable difference between the balun assembly and drape-type baluns for each band made of coax.

The Grammer model is housed in a handmade aluminum box 1 by 1½ by 2½ inches in size. Two feed-through binding posts are mounted at one end of the case and a coaxial fitting at the other.



V.h.f. receiving balun. Coils are in series at one end; in parallel at the other.



I.A.R.U. News



QSL BUREAUS OF THE WORLD

For delivery of your QSLs to foreign amateurs, simply mail cards direct to the bureau of the proper country, as listed below (bold-face type indicates a recent change from previous listings). Do not send foreign cards to A.R.R.L. headquarters except those for which no bureau is here listed.

For service on incoming foreign cards, see list of domestic bureaus in most QSTs (page 54 of Nov. QST) under the heading, "A.R.R.L. QSL Bureau."

Algeria: Via France
Argentina: R.C.A., Avenida Libertador General San Martin 1850, Buenos Aires
Australia: W.L.A., Box 2611W, G.P.O., Melbourne
Austria: Via ARRL
Austria: QSL Bureau (U. S. Occupation Forces), APO 168, % Postmaster, New York, N. Y.
Azores: Via Portugal
Bahamas: C. N. Albury, Telecommunications Dept., Nassau
Barbados: VP6PX, Wood Goddard, Bromley, Welches, Christ Ch., Barbados, British West Indies
Belgian Congo: P.O. Box 271, Leopoldville
Belgium: U.B.A., Postbox 634, Brussels
Bermuda: VP9D, James A. Mann, The Cut, St. Georges
Bolivia: R.C.B., Casilla 2111, La Paz
Brazil: L.A.B.R.E., Caixa Postal 2353, Rio de Janeiro
British Guiana: Desmond Yong, 22 Sussex St., Charlestown, Georgetown #16
British Honduras: D. Hunter, Box 178, Belize
Bulgaria: Box 830, Sofia
Burma: B.A.R.S., P.O. Box 376, Rangoon
Canton Island: Fred V. Carpenter, KB6AY, U.S.P.O. 06-50000, Canton Island, South Pacific
Ceylon: P.O. Box 907, Colombo
Chile: Radio Club de Chile, Box 761, Santiago
China: M. T. Young, P.O. Box 16, Taichung, Formosa
Colombia: L.C.R.A., P.O. Box 584, Bogotá
Cook Islands: Ray Holloway, P.O. Box 65, Rarotonga
Costa Rica: F. Gonzalez, Box 365, San Jose
Cuba: Radio Club de Cuba, QSL Bureau, Lealtad No. 660, Havana
Cyprus: MD7XP, P.O. Box 451, Nicosia
Czechoslovakia: C.A.V., P.O. Box 69, Prague I.
Denmark: E.D.R., Box 79, Copenhagen, K.
Dominica: VP2DC, Roseau
East Africa (VQ1, VQ3, VQ4, VQ5): P.O. Box 1313, Nairobi, Kenya Colony
Ecuador: Guayaquil Radio Club, Casilla 784, Guayaquil
Eire: I.R.T.S. QSL Bureau, % EI5Z, 23 Orwell Gardens, Rathgar, Dublin
Fiji: S. H. Mayne, VR2AS, Victoria Parade, Suva
Finland: SRAL, Box 306, Helsinki
France: R.E.F., BP 26, Versailles (S & O)
Germany (DL2 calls only): QSL Bureau, % Posts & Telecommunications, Wahnheide, B.A.O.R. 19
Germany (DL4 calls only): DL4 QSL Bureau, APO 757, % Postmaster, New York, N. Y.
Germany (DL5 calls only): Via France
Germany (other than above): D.A.R.C., Postbox 99, Munich 27
Gibraltar: E. D. Wills, ZB2I, 9 Naval Hospital Road
Great Britain (and British Empire): A. Milne, 29 Keechill Gardens, Hayes, Bromley, Kent
Greece: C. Tavaniotis, 17-A Bucharest St., Athens
Greenland: APO 858, % Postmaster, New York, N. Y.
Grenada: VP2GE, St. Georges
Guam: G.R.A.L., Box 145, Agana, Guam, Marianas Islands
Guantanamo Bay: KG4AD, Box 35Q, Navy 115, % FPO, New York, N. Y.
Guatemala: Manuel Gomez de Leon, P.O. Box 12, Guatemala City
Haiti: Roger Lanois, % R.C.A., P.O. Box A-153, Port-au-Prince

Hong Kong: Hong Kong Amateur Radio Transmitting Society, P.O. Box 541, Hong Kong
Hungary: H.S.R.L., Postbox 185, Budapest 4
Iceland: Islenzkir Radio Amatorar, P.O. Box 1080, Reykjavik
India: Amateur Radio Club, India, P.O. Box 6666, Bombay 20
Indonesia: P.A.R.I., P.O. Box 222, Surabaya, Java
Israel: I.A.R.C., P.O. Box 4099, Tel-Aviv
Italy: A.R.I., Via San Paolo 10, Milano
Jamaica: Thomas Meyers, 122 Tower St., Kingston
Japan (JA): JARL, Box 377, Tokyo
Japan (KA): F.E.A.R.L., APO 500, % Postmaster, San Francisco, Calif.
Kuwait: Doug Taylor, VT1AC, Box 54, Kuwait, Persian Gulf
Lebanon: RAL, B. P. 1202, Beyrouth
Libya: See Tripolitania
Luxembourg: G. Berger, 40 rue Trevires, Luxembourg
Macao: Via Hong Kong
Madeira: Alberto C. de Oliveira, CT3AA, Beco Chao da Loba, 4, Funchal
Malaya: QSL Manager, P.O. Box 600, Penang
Malta: R. F. Galea, 20, Collegiate Street, Birkirkara
Mauritius: V. de Robillard, Box 155, Port Louis
Mexico: L.M.R.E., Apartado Postal 907, Mexico, D.F.
Montserrat: VP2MY, Plymouth
Morocco: C. Grangier, Box 50, Casablanca
Morocco (Tangier International Zone only): EK1MD, Box 57, British Postoffice, Tangier
Mozambique: Liga dos Radio-Emissores, P.O. Box 812, Lourenco Marques
Netherlands: V.E.R.O.N., Postbox 400, Rotterdam
Netherlands Antilles (Aruba): Postbox 80, San Nicolas, Aruba
Netherlands Antilles (Curacao): Postbox 383, Willemstad, Curacao
Netherlands East Indies: Hr. C. Loze, PK1LZ, Burg. Kuhrweg, 47 Bandoeng, Java
New Zealand: N.Z.A.R.T., P.O. Box 489, Wellington C1
Nicaragua: L. B. Sattres, Bolivar Ave., 106 Managua
Northern Rhodesia: N.R.A.R.S., P.O. Box 332, Kitwe
Norway: N.R.R.L., P.O. Box 898, Oslo
Pakistan: P.O. Box 416, Lahore
Panama, Republic of: L.P.R.A., P.O. Box 1616, Panama
Paraguay: R.C.P., P.O. Box 512, Asuncion
Peru: R.C.P., Box 538, Lima
Philippine Islands: Elpidio G. DeCastro, Philippine Amateur Radio Assn., 2046 Taft Ave., Pasay City
Poland: Polski Zwizek Krotkofalowcow, P.O. Box 320, Warsaw
Portugal: R.E.P., Travessa Nova de S. Domingos, 34-1° Lisboa
Roumania: A.R.E.R., P.O. Box 95, Bucharest
Salvador: YS10, Apartado 329, San Salvador
Siam (Thailand): Frank Speir (W6FUV), Saba Thai, 4th Mansion, Raja Damnoen Avenue, Bangkok, Thailand
Singapore: P.O. Box 176, Singapore, Malaya
South Africa: S.A.R.L., P.O. Box 3037, Capetown
Southern Rhodesia: R.S.S.R., Box 2377, Salisbury
Spain: U.R.E., P.O. Box 220, Madrid
St. Vincent: VP2SA, Kingstown
Sweden: S.S.A., Stockholm 4
Switzerland: U.S.K.A., Postbox 1203, St. Gallen
Syria: P.O. Box 35, Damascus
Trieste: MF2AA, Major M.H.R. Carragher, HQ V.G. Police
Trinidad: John A. Hoford, VP4TT, P.O. Box 554, Port-of-Spain
Tripolitania: Peter Keller, MT2DZ, P.O. Box 260, Tripoli
Uruguay: R.C.U., Casilla 37, Montevideo
U.S.S.R.: Central Radio Club, Postbox N-88, Moscow
Venezuela: R.C.V., P.O. Box 2285, Caracas
Virgin Islands: Richard Spenceley, Box 403, St. Thomas
Yugoslavia: SRJ, Postbox 48, Belgrade

How's DX?

CONDUCTED BY ROD NEWKIRK,* W1VMW

How:

"IARU News" of this *QST* contains an up-to-date listing of QSL bureaus of the world. Now all we've got to do is find some DX to work. That isn't always easy these sunspotless days.

And not only do we have to scrounge around in the noise level for DX that too often isn't there, but we have to watch our Ps and Qs in the line of prefixes. There still are several categories of foreign amateurs that W/Ks are forbidden by FCC to QSO and these should be kept in mind. They are

Austria (FKSS, MB9 and OE13 excepted), *French Indo-China* (including Cambodia, Laos and Viet-Nam), *Republic of Indonesia*, *Iran*, *Korea* and *Thailand*. Prefixes to be avoided, therefore, are OE (except OE13), F18 (also 3W8 and XW8), PK (with certain PK6s and PK7s excepted), EP-EQ, HL and HS.

We've no space to go into the full story¹ right here — it's quite complex — but that's the way it stands. Several countries previously taboo are now okay. We're optimistic about the possibility of soon decreasing the number further. Meanwhile, we should be prudent.

What:

We'll lead off with *twenty meters* once more this month although the lower-frequency bands will probably hold the limelight for the next three or four moons to follow. The furor created by EA4BH & Co. signing EA9DD has finally quieted but the 14-Mc. band bears continuous watching for other pleasant (and often frustrating) surprises. W7QDJ raised two antennas, a vertical and a horizontal, and quickly worked J8AQ (14.072), KAs 7PL (051), 8AB (065), HR1AA (008), KH6ASU/KM6 (080) and VP8AJ (020). Victor asserts that his horizontal wire has it all over the vertical for 20-meter DX with 75 watts. . . . FA9VN (070), GC2FZC (070) and OA4J (040) were bagged at W2EBV, while W2HSZ kept busy with JA1CO (075), KA9IJ (050), OQ5VN (105), SV9WE (025), ZDs 2S (050) and 4BN (080). . . . The Oceania-Europe path opened solidly a few times of late to give KG6GX much action. DX catches at this multi-operator station include C3BF (060), JA1AH (120), SP3PK (096), VS1FF (120) and VU2RA (095). . . . W3AXT really bore down in the DX department this year. Sam's trophies: CRs 4AJ, 6CS (038), DU1EC, EA8s BC BF BK, EA9AB (078 t8) FB8BE (048), FQ8s AF AS, HA5BD, HE9LAA, HZ1AB (060), ISLV (054-072 t8), IS1CXF, JAs 1AA 1AP 1AQ 1AR 1CB 1CR 2AT 2BX 3AW 4BB, KA2s AA DC KS, KR6 IN, LU5ZO, LZ1KPZ (095), OD5BH, OE13s BR USA, OY2Z, SPs 1KAA 2KAC, SU1s MQ SS, TG9RB, VS6AE, VU2JK (020), YZ2AM, YO3s 3RA 3RD 6CD, ZD4s BJ (089), BN (046), ZS3B, 3V8AN and 4X4DR. . . . An interesting one at W2EQS is AC3VK (180) who was coming through weakly and at the correct hour. W2EQS is up to a 141/128 total. . . . The ground-plane and 75-watter at W6JKH/2 brought Paul CP1BX (001), CT2BO (025), FP8AP, VQ4NZK and ZB2I (084) in short order. . . . The TCDXC gang accounts for FK8AO (002), ISRM (115), KB6AY (064), MS4AR (048), VQ2W (042) and ZD4KJ

(105) via scribe W4ZAE, CX4CZ (042), GC3EBK (071), KX6BF (010) and TF3MB (052) answered W4ZAE's beck and call. . . . DX doesn't come easy out W7 way but W7CSW reached a 117/107 total with the assistance of GD3IBQ, LU3ZO and ZP5AY. "Twenty opens about 6 A.M. PST when Central America starts showing up. Europe comes in about an hour later and stays with us till 1 or 2 P.M. Africa occasionally pops in from 9 A.M. to 2 P.M. Have been after VQ4QQ till I see his call sign in my sleep. . . ." . . . VQ3KIF was KP4KD's 198th 14-Mc. country; W5VIR was happy about ZK2AA. . . . The West Gulf DX Club gang write of CRs 6AI (098), 6AQ (038 t8), 6CZ (043), 7LU (055), 9AH (068), DU7SV (075), FB8s BB (030), RL (100), FF8AZ (078), FK8s AB (080 t8), AC (055), FO8AC (055), FQ8AR (045), GD3UB (078), GI3IJ/AG3 (045 t9c), HH3DM (080), KR6AZ (078), KS6AB (065), KW6BB (045), LB8YB (033), LU3s ZCO (057), 3ZS (032 t9c), 4ZS (062 t9c), SPIKAA (060), ST2s HK (019), UU (096), SU1BJ (080), TA3AA (026), TF6SV (040), VK1BA (080), VP8s AE (100), AK (005), AN (025-080), VQs 1NZK (080), 4DS (075), 4QQ (051 t8), VR2CU (020), VU2s CS (060-105 t8), RT (024), ZB1CU (019), ZC5VS (080), ZDs 2DCP (096), 4BI (107) and ZE3JP (075) in their *DX Bulletin*. . . . Watch for FW8AB of Wallis Isle around 14,100 kc.

On *twenty phone*, G3HLS was the first European worked by XW8AA in Laos. Too bad we Ws will have to miss this one until the FCC ban lifts. G3HLS also phoned with ZC5s VM (096) and VR. "European band conditions lousy, but traces of VKs and Pacific Island boys starting to break through and should mean DX fun for everybody," adds the G3. . . . W1KYK mentions KA3MD on 14,210 kc., while W9LMC recommends HR1GM (172) and YV4AM (120). . . . FB8ZZ (075), GD3UB (135), GD3ENK (190), HC8GI, LZ1KAB (020), SU1MR (135), SP5AJ (191), TA3AA (185), UA8AH (180), UI8AD (175), VP8AN (150), VQs 1NZK (144), 4AC (135), 8AL (149), YZ2AM (200), ZC4IP (015) and 9S4BS (200) were logged by listener L. M. Michel in Pennsylvania. . . . The WGDXC boys are setting their sights for CRs 5AC (170), SP (193), German yacht DI9AA (200), FK8AO (200), ISRM (113), SP2KAC (120), VK9YT (179), VQ1PZK (138) and ZK2AA (182). Ham-tourist business in Zanzibar continues to flourish but the place is still pul-lenty rare.

Forty c.w., next on the agenda, has been averaging several




* DX Editor, *QST*.

¹ See Feb., 1951, *QST* (p. 23); May, 1952, *QST* (p. 24); Dec., 1952, *QST* (p. 31); Aug., 1953, *QST* (p. 49).

good DX nights per week. KL7VOZ doesn't miss many and his catches feature KW6BI (7010), LU3ZS (10) and VK9YY (10). That KL7VOZ-LU3ZS QSO was real DX; a truly antipodal stunt. . . . FK8AB (35) is local QRM for KG6GX. . . . W2LYO captured EA8BF, PJ2AN and ZP6CN (08), while W5VIR made off with VP8AJ. . . . A 7-Mc. contact with ZK1AB netted postwar country number 204 for KP4KD, Ev's 93rd 40-meter country. . . . F7SHP, not rare but a little unusual, LB8YB on Jan Mayen, LU4ZS, PZ1WX, VP8AK of Deception, VQs 2GW and 3K1F worked W3AXT. . . . W2QHH grabbed VK1RL and ZD2DCP, while W1APA ran down FK8AO, FP8AP, KG4AN, KX6BE, LU4ZO and PZ1WK. Gil bumps into VK1RL quite often in the early a.m. By the way, LB8YB on Jan Mayen was W2QHH's 107th 7-Mc. country. . . . Fifty watts got TI2PZ and VR2CG for W1UNG. . . . Southern California DX Club's *Bulletin* lists 40-meter prospects 7CAT (10), CN8EM (10), KC6AB (80), LUs 4ZO (40), 5ZO (23), 0Q0CZ, PZ1WS (20), VK9WZ (09), VS2DW (05), ZK2AA (40), ZSs 30, 7D (30), 7H (25) and 8D.

Even forty 'phone is getting gay at times. W1APA recorded QSOs with people like KJ6BA (7278) 0651 EST, KX6BC (273) 0622, KZ5CR (225) 0450, VK3MH (055) 0654, VP9AY (270) 0517 and XE2OZ (200) 0521. We take it that 7-Mc. A3 results are mainly a matter of early to bed and early to rise. . . . W9LMC tips us off on HK2DZY (236), TI2VJ (233), VP1ZU (278), XE1GA (210), ZLs 2BE (158) and 3LE (184). . . . HR1AA regales the flock with a fat signal near 7200 kc.

You must be quick on the trigger to take full advantage of fifteen meters during present conditions. And not only that, but be on tap for the day DX shift. KP4KD sums up 21-Mc. doings down his way: "Open most days, sometimes as early as 1200 GCT, other times not until 1500-1600 GCT. Closed between 1900 and 2200 GCT, although many days open for an hour or so, then closed only to reopen again an hour or so later for another short period. In general it seemed that there was more 'phone activity than c.w. activity. During September a total of 43 countries were heard/worked, distributed as follows: North America 8, South America 10, Europe 13, Africa 9, Asia 2 and Oceania 1. Of these 43 countries, 24 were heard/worked on 'phone as follows: North America 7, South America 6, Europe 7, Africa 4, Asia none and Oceania none." 'Phones HK4FV, HP3FL, VPs 5SC 6FR, XE3BR and VY1AP bring Ev up to 69 21-Mc. countries. KP4KD is another who notes W 'phones being careless about 15-meter band edges. . . . Get a load of the 'phone stuff W6ZZ has been salting away: CEs 1AJ 1BE 3NS 3PV, CP5EK, CR6BX, Gs 2AMG 3BXI, HR1s BG JM, KA7RC, KB6AY, KG6s AUA AEX FAA, KH6s AR IB NS SP, KL7AON, KP4s KD UE VA WI, KR6LJ, KV4s AQ BB BD, KX6BH on Kwajalein, KZ5s DG FL GD, LU3DD, OA4ED, PA0ALO, PYs 2JU 3AGP, TI3LA, VKs 2ID 4HD 4TN 4ZB 9GW, VPs 6AL 6FR 6VP 6WR 9BK, VQ2HA, VR2CG, XE1OM, YN1AA, ZEs 1JE 2JK, ZK2AA, ZLs 1BY 1BZ 1GW 1OF 2BE, ZSs 1MP 5MP 6DW 6SG and 6DC. Then, giving the



Dave Brown, ZL1HY, leads the Oceania DXCC contingent with 231 postwar countries confirmed, 190 on 'phone. You'll be in for stiff pile-up competition if you tangle with this guy over a rare one.

modulator a rest. Miles telegraphed with JA1CO, VK2GW, VQ2AB, YN1AA, ZLIs AH BY and MQ. Putting it mildly, W6ZZ writes: "I've worked so much lately and they are coming so fast I haven't had time to figure up the score until now. . . . Not too bad a month for 21-Mc. 'phone; 36 countries in 6 continents and I missed a lot of good ones like OQ0DZ, VQ4AQ, VQ1NZK, FO8AD, IS1AHK and CR4AI." Miles is now up to 132 countries, 53 on fifteen meters. . . . KA7RC is on 21,350 kc. daily around 0100-0130 GCT with 900 watts input and a 350-foot-per-leg rhombic aimed Statesward. . . . "Conditions seem to be improving somewhat on 21 Mc. . . . Fairly consistent openings to South America and Oceania. At times a few of the African boys break through just like old times." This from W5VIR. Tex raised A3ers CE2CI, HC1MB.

160-METER TRANSATLANTIC TESTS

Plans for the 1954 series of 160-meter DX tests, as arranged by interested U. S. A. and British amateurs, have been completed and all "Top Band" stations throughout the world are invited to participate. Conditions are expected to be good, for a Transatlantic QSO was recorded as early as October 4th and New Zealand-U. S. A. contacts occurred throughout the summer. Regular nightly activity is anticipated and concentrated efforts are recommended as follows.

Dates: January 3rd, 17th and 31st; February 14th and 28th; and March 14th. In addition, a trial-run test is scheduled for December 20th as a year tune-up opportunity.

Times: The period between 0500 and 0800 GCT is recommended. W and VE stations are urged to transmit on the hour for five minutes, listen for DX answers for five minutes, transmit for another five minutes beginning the tenth minute after the hour, etc., until DX contact is established. Transmissions by DX stations will commence five minutes after the hour and continue in like fashion. Take care to maintain time-piece accuracy! Use the call "CQ TEST" if desired. Contacts should be kept short to ensure maximum opportunity for all participants.

Frequencies: Look for G stations on their newly assigned band, 1825-1875 kc. ZLs will be using their 1875-1900-kc. segment. DX stations are urged to tune all W/VE sectors — 1800-1825, 1875-1900, 1900-1925 and 1975-2000 kc.

Reports: Stewart S. Perry, WIBB, 36 Pleasant Street, Winthrop, Mass., will appreciate reports from participating W/VE stations. DX stations can communicate their results to L. H. Thomas, G0QB, Forest Barn, Turkey Road, Bexhill, England.

LUs 2MD 3AX 8AE, PYs 2AC 4VX 5UG, TI2s ACQ EV, XE1s QB SA, YV5FL and ZL3JA; A1ers VK4XH, VQ4HJP, XE1s H SA and YN1AA. . . . W3APQ doesn't consider himself a dyed-in-the-wool DX man but GD3UB came back to his 35-watter on a 2-by-2 call. Good old (or should we say young!) 21 Mc. . . . W2ESO found TA3AA workable on 'phone one Sunday — a big, big sig.

W4NQM & Co. vigorously come to the defense of ten meters. Sparkie convinces us there's more DX available on 28 Mc. than a quick pessimistic swing of the receiver dial will reveal. W4NQM garnered the following interesting reports of 10-meter 'phone DX worked. At W3QMG: CE2CC, CX4CS, HC1RT, HP2HG, KH6AKZ, OA5OP, PY1ANU, numerous LUs, VP6NA and ZP5CX. At W3MO: HK1AM, VP6s FR HR and YN4CB. At W4NQM: CE2CC, CXs 2CL 3BT 4BN, FO8AB, HC1RT, HK1DW, HPs 1AP 1LL 2HG, KH6AFS, PJ2AL, PYs 1AGP 7XQ, YVs 1AP 3BB and ZP5GF. Ten has been propagating best between 1600 and 2000 EST in the Arlington, Va., area. True, this is almost strictly north-south stuff but certain countries down South America way come easier on ten than on any other band. W3PWB, W4WVM and W0EQW also have been finding enough DX on ten to keep busy.

Where:

Perhaps one or more of the following DX station addresses will lead you to positive results in the QSL department. Please bear in mind that none is necessarily "official"; nor can we unconditionally guarantee their accuracy.

CN8EJ, S/Sgt. Noel N. Case, AF-14275036, 49th Comm. Sqdn. (Div.), APO 117, % Postmaster, New York, N. Y.



Operators and operating positions of widely-worked European stations (l. to r.) EA1AB, IIAOF and ON4NC. The Spanish gentleman turned in second highest European c.w. score in ARRL's most recent DX Test. IIAOF possesses 'phone DXCC membership.

ex-CN8FS, M/Sgt. Stuart M. Brierley, W0MGC/7, 3925th Comm. Sgdn., Stead AFB, Reno, Nev.
 CR6BZ, Box 32, Lobito, Angola
 DM2ACM, W. Mueller, Triftweg 30, Leipzig, East Germany
 EA9DD, (QSL to EA4BH)
 FK8AO, (ex-FQ8AE) Georges Birepinte, Box 104, Noumea, New Caledonia
 FW8AB, Andre Monjoie, P.O. Muta Utu, Wallis Island, Fr. Oceania
 HH5AM % M/Sgt. W. E. Cristian, USAF Mission, U. S. Embassy, Port-au-Prince, Haiti
 I51V, Box 505, Mogadiscio, Italian Somaliland
 ex-JA2CK, (QSL to W9NM)
 KA5RC, CWO Roy Case, Post Maintenance Shop, 8098th AU, APO 354, % Postmaster, San Francisco, Calif.
 KA8TB, Thomas F. Black, W-5, Odori-Sapporo, Japan
 KG1AN, Lt. Cmdr. W. S. Lane, USN, Box 15, Navy 115, FPO, New York, N. Y.
 KL7AVP, Wm. J. Stewart, P.O. Box 481, Mt. Edgecumbe, Alaska
 KL7VOZ, Capt. W. A. Lentz, jr., 1995th AACs Sqdn., APO 937, % Postmaster, Seattle, Wash.
 KX6BH, W. H. Carter, Navy 824, Box 22, FPO, San Francisco, Calif.
 OQ5FY, Rev. Irving M. Lindquist, BAMS Stn., Kamulila, Bukavu, Belgian Congo
 OX3BK, (QSL via EDR)
 V1Z1U, % British Honduras Broadcasting Svc., Belize, Br. Honduras
 ex-VR2CD, Chas. H. Freeman, VE7ASL, % CBU Transmitter, CBC, 950 #4 Rd., Lulu Island, Vancouver, B. C.
 VS2UW, Capt. J. B. Lievens (G3GUW), % P.O. Box 1003, Kuala Lumpur, Malaya
 V87WB, 40 Jayaratna Rd., Negombo, Ceylon
 W9FZS/VO4, Box 235, Harmon AFB, Stephenville, Nfld.
 XE2OZ, Eugenio G. Richer, jr., P.O. Box 1771, Monterrey, Mexico
 ZB1BF, Vincent Genovese, 8 St. Benedict Flats, Zinelli St., Hamrun, Malta
 ZP5GF, James Babcock, % American Embassy, Asuncion, Paraguay
 ex-ZS30, Bill Banfield (ZS6HX), Empangeni, Zululand, U. of S. Afr.
 ZS8D, J. A. Strydom, P.O. Box 58, Maseru, Basutoland, U. of S. Afr.
 9S4AB, Kurt Erkel, Saarbruecken 3, Blumenstrasse 18, Saarland
 9S4BN, W. Thome, St. W. Litwinus-Siedlung 24, Mettlach, Saarland

W1s APA ODW RWS WPO, W3AXT, W2s EBV GT, W6ZZ, W9CFT, DL4DC, W. F. Huntman, L. M. Michel, R. Waite and the West Gulf DX Club *DX Bulletin* have our thanks for help in assembling the preceding "Who's Where."

Tidbits:

Asia — The JA (Japanese nationals) gang is now on the air in considerable force. A few of the more active who have been putting consistent signals into W/VE territory are JA1s AA AH AL AQ AR BZ CR FA, JA2s AB AT AW BJ, JA3AZ, JA4s AJ BB, JA5s AF AG AL, JA6s AA AK AO AY, JA8s AA AG and AQ. We understand that all JAs can receive cards through the JARL bureau where JA1AH acts as QSL manager. JA1BZ is ex-J1EI-J2HK, JA2AB is ex-J2XF, JA5AF is ex-J4DE and JA5AG is ex-J4CM. The JA boys like 807s for finals and their inputs collectively average around 50 watts. Folded dipoles, Zepps and long wires are common antennas used in Japan; beams are very few and far between. Most JA-station receivers are home-

grown supers of from 5 to 12 tubes but BC-342s, BC-348s and Super Pros are to be found here and there. C.w. is their regular medium but they do roll through on 'phone when conditions are sufficiently favorable. . . . W4VE, late of KA9AA and KA2AA, has moved his military medical operations to the Okinawan scene. Fred should be on with a KR6 call before this ink dries. . . . Ex-marine WIKYK returned to civilian life just before his 3rd Marine Division moved to Japan. They're now represented on the amateur bands by KA3MD. . . . W4SSS looks forward to two years as KA5RC and possible subsequent DX labels. Roy's Viking-II is getting much competition from the local KA high-power crew. . . . AC4NC QSLs have been coming through for a fortunate few. Chak has a 25-watt 'phone rig and a 20-meter full-wave in action. . . . Two extremely active Israeli fellows are 4X4s CW and CZ. They are ex-ZS6PW and ex-ZC6AB, respectively, and 4X4CZ has 250 watts to T240s on 14-Mc. 'phone. . . . AP2K is ex-DL3ZV and keeps Pakistan available with his 150-watter, a BC-348 and a 3-element beam for 20. . . . VU2s AK and JP are among the more active Indian stations. AK runs 25 watts to a VFO-6V6-6L6-807 line-up, receives with an SX-23 and radiates with a dipole. JP has a 40-watter, an HQ-129X, dipoles for 40 and 80 meters and a 3-el. whirler for 20. . . . Ceylon is kept on the active list with the help of VS7s FG and WB. FG's layout features a 50-watt 807 rig with Class AB; 807s modulating on 14 Mc., an HRO and a 2-half-waves-stacked array. WB gets his kicks with an 807 20-watter and a Marconi CR-100 receiver.

Africa — CN8EB is the new call of W2MQB. Don points up pertinent facts concerning Morocco ham regulations: CN8s are permitted a maximum input of 50 watts and no third-party traffic is allowed. Person-to-person station-visitor chatting can be arranged, however. . . . CN8FS, now W0MGC/7, writes: "Sure enjoyed the many contacts I had with the W gang on 20 and 40 'phone. Wish about 30 per cent of my 40-meter contacts would QSL — I QSLD 100 per cent. Never could figure why so many are eager for QSLs and then fail to reciprocate. . . ." . . . Interesting line from OQ5FY: "Our three mission stations are located out in the jungle of the equatorial forest among the Balega people and the problem of communication between our outposts is a big one." So, in addition to his amateur radio activities, OQ5FY is busy rigging up a network for missionary efforts. . . . Ex-M13LK (W3NLS), now stationed at Ft. Monmouth, paid a recent in-the-flesh visit to W2FGG. . . . Amateur radio is well represented in Portuguese African possessions with CR7s AF CD and IZ keeping Mozambique very available. AF gads about with a 3-stage 60-watt rig and dipole antennae; CD has a converted BC-458A 20-watter, a Super Pro and a Hertz sky-wire on 40 meters; and IZ, contending with 190-volt-d.c. mains, has an all-6L6s rig, a worked-over S-22 and a long-wire radiator. He's ex-CT10E, CR4AI is mighty popular, too, with 120 watts, an S-20R and a long-wire antenna on 14-Mc. 'phone. . . . ZD6RD is ex-DL2GZ-G3GAR, ZS6HW is ex-ZD4RC, ZS6R is ex-ZS6QF and, since 1920, 3V8AN has held the calls TUN2, FT4AA, FT4AG, FT4AN

(Continued on page 158)

DX Century Club

The following list contains the call letters and countries totals of all holders of the Postwar DX Century Club award as of October 15, 1953. The calls of new members as well as those receiving endorsement credit during the period September 15 through October 15, 1953, are included in this listing.

253 W1FH	224 W6EBG W6TS	206 W4NNN G8IG	W6PN W6BPD W8HFE	VE3AAZ VE7VO	W9TQL G3BKF KL7PI PY7WS SMSARP	I1KK LA6U OK1HI OK1VW VQ2GW	W3ADZ W3LJV W3MLW W52T W6B7U W6DE W6EAK W6LVN W9CIA W9LJ G2IO G2VD G3DGG G6GH G6RC H73CK HP1BR I1IT KH6MI W2SAI W3WU W6KEY W6LW G5VT SM5WJ	W1ZW W2BYP W2GNQ W4ZD W6MEL W6NB W6VDG W7AYJ W9CU G5H H8UJ I1UA ON4GC TA3GVU	134 W12T W3JNM W3LNE W4CYC W5CPI G2BXP G5VQ JE2JN KV4AQ OH2TM PA0GT ZE2JN Z53TF	W9UIG W0QVZ EA9AI F3FA F8SK F9QU G2BQC G8FW G8UG I1LR IS1FIC OH2PK OH2QQ OH4NF SM3ARE VE3SR VE5JV VK3YD VQ2DH VQ8AD Z56Z Z56U Z56F Z56V
251 W8HGW	223 W2WZ	205 W5ADZ	191 W2ALO W2HMJ W2TRB W6T7D G5RV I1KN OQ5RA VE2ZM	179 W2CSO W2GWE GAZU KZ5CP SM5WI	169 W2PUD	158 W0AII SM7QY	157 W4IXM W6LEY W6LW G3HLS ISIAHK SM6HU	140 W1AH W1BGW W1BOD W1LNV W2GTL W2ZMS W2ZA W31XN W3LW W3MDE W41WO W5BNO W5FKN W5IGJ W5LGC W5MET W63CN W6WVQ W6FL W6LAJ W6LAV W6RMI W6GKS W6WEN DL1KB DL1OT EA4CR G2AKQ G3AKU G5VJ G8KU JAZKG KH6PM ON4FL PY1AFA SM3AM VE2BV VE5QZ VE7VC Z52CR Z53K	133 W1CJC W1KWD W1PKL W2AW W2MEL W3WU W4AW W5LV W6DBP W6QDE W9CJT W9FJB W9QJY G3AIM G5SR P77LJ	129 W1JMT W1ODU W1OJM W3RNO W4BGN W5DMR W8OCA W8ZMC F8CV H89AO L42Z OK1SY VQ4SGC ZL1AH ZL1MR
248 W3BES G2PL	222 W9KOK SM5LL	204 W1BIH W2HFH W3TFE W4MR 4X4RE	190 W2HZY W2IOP W3JKO W6ANN W6EFE W6IBD W6OMC W6UCX W8DX G2LO KH6CD K4K4D PY4IE V06EP	178 W2COK W4LZ W5LHP G2WW VK3BZ	168 W4JDR I1AT M13AB	167 W2MLO CM9AA	156 W2SAI W3WU W6KEY W6LW G5VT SM5WJ	149 W2UEI W4FRV W5LGC W5MET ON4MS PA0IF ZL2QM	133 W1CJC W1KWD W1PKL W2AW W2MEL W3WU W4AW W5LV W6DBP W6QDE W9CJT W9FJB W9QJY G3AIM G5SR P77LJ	129 W1JMT W1ODU W1OJM W3RNO W4BGN W5DMR W8OCA W8ZMC F8CV H89AO L42Z OK1SY VQ4SGC ZL1AH ZL1MR
246 W6VFR W9YXO	221 W1CLX W2DS W8DMD W8JIN	203 W3DKT W3GRF W8CDT	190 W2HZY W2IOP W3JKO W6ANN W6EFE W6IBD W6OMC W6UCX W8DX G2LO KH6CD K4K4D PY4IE V06EP	178 W2COK W4LZ W5LHP G2WW VK3BZ	168 W4JDR I1AT M13AB	167 W2MLO CM9AA	156 W2SAI W3WU W6KEY W6LW G5VT SM5WJ	149 W2UEI W4FRV W5LGC W5MET ON4MS PA0IF ZL2QM	133 W1CJC W1KWD W1PKL W2AW W2MEL W3WU W4AW W5LV W6DBP W6QDE W9CJT W9FJB W9QJY G3AIM G5SR P77LJ	129 W1JMT W1ODU W1OJM W3RNO W4BGN W5DMR W8OCA W8ZMC F8CV H89AO L42Z OK1SY VQ4SGC ZL1AH ZL1MR
243 W6ENV	220 W1ENE W2NSZ W2QHH W3OCU W5ENE W5FNA W6ADP W6WU W6AM	202 W4TM W6DI W6NNW W7DL C3LTY G2MI	190 W2HZY W2IOP W3JKO W6ANN W6EFE W6IBD W6OMC W6UCX W8DX G2LO KH6CD K4K4D PY4IE V06EP	178 W2COK W4LZ W5LHP G2WW VK3BZ	168 W4JDR I1AT M13AB	167 W2MLO CM9AA	156 W2SAI W3WU W6KEY W6LW G5VT SM5WJ	149 W2UEI W4FRV W5LGC W5MET ON4MS PA0IF ZL2QM	133 W1CJC W1KWD W1PKL W2AW W2MEL W3WU W4AW W5LV W6DBP W6QDE W9CJT W9FJB W9QJY G3AIM G5SR P77LJ	129 W1JMT W1ODU W1OJM W3RNO W4BGN W5DMR W8OCA W8ZMC F8CV H89AO L42Z OK1SY VQ4SGC ZL1AH ZL1MR
242 W6AM	220 W1ENE W2NSZ W2QHH W3OCU W5ENE W5FNA W6ADP W6WU W6AM	202 W4TM W6DI W6NNW W7DL C3LTY G2MI	190 W2HZY W2IOP W3JKO W6ANN W6EFE W6IBD W6OMC W6UCX W8DX G2LO KH6CD K4K4D PY4IE V06EP	178 W2COK W4LZ W5LHP G2WW VK3BZ	168 W4JDR I1AT M13AB	167 W2MLO CM9AA	156 W2SAI W3WU W6KEY W6LW G5VT SM5WJ	149 W2UEI W4FRV W5LGC W5MET ON4MS PA0IF ZL2QM	133 W1CJC W1KWD W1PKL W2AW W2MEL W3WU W4AW W5LV W6DBP W6QDE W9CJT W9FJB W9QJY G3AIM G5SR P77LJ	129 W1JMT W1ODU W1OJM W3RNO W4BGN W5DMR W8OCA W8ZMC F8CV H89AO L42Z OK1SY VQ4SGC ZL1AH ZL1MR
240 W2BXA W3GHD W6SN PY1GJ G6RH	220 W1ENE W2NSZ W2QHH W3OCU W5ENE W5FNA W6ADP W6WU W6AM	202 W4TM W6DI W6NNW W7DL C3LTY G2MI	190 W2HZY W2IOP W3JKO W6ANN W6EFE W6IBD W6OMC W6UCX W8DX G2LO KH6CD K4K4D PY4IE V06EP	178 W2COK W4LZ W5LHP G2WW VK3BZ	168 W4JDR I1AT M13AB	167 W2MLO CM9AA	156 W2SAI W3WU W6KEY W6LW G5VT SM5WJ	149 W2UEI W4FRV W5LGC W5MET ON4MS PA0IF ZL2QM	133 W1CJC W1KWD W1PKL W2AW W2MEL W3WU W4AW W5LV W6DBP W6QDE W9CJT W9FJB W9QJY G3AIM G5SR P77LJ	129 W1JMT W1ODU W1OJM W3RNO W4BGN W5DMR W8OCA W8ZMC F8CV H89AO L42Z OK1SY VQ4SGC ZL1AH ZL1MR
239 W3JTC	219 W3DPA W3EVP PY1AJ W2KACZ	200 W1ADM W1GKK W1HX W2YW W4RRB W4OM W5BGP W6EPZ W6GAL W6LJB W6M1VQ W6PB W6RBQ W8BK P W9LNM CE3DZ DL7AA G6QB G6YQ H89EU LUTCD ON4FQ VE3QD ZL1BY	188 W2CWE W91OD	174 W8RDZ W3HRD W3JYS W5FCF G88MI H1OJ KH6VP MF2AA	164 W9TND KH6LG ON4AZ	154 W1CUC W21TD W2QCP W8WGL GM6MD PA0VB SM5FL	147 PY4RJ	146 W1HRI W6PFS W3RRQ W6LV G6RB	132 W21CO W2PBG W3AFU W3KZQ W3LMM W4AIS W5AWT W6CEM W6KEK W8MFB W8ZJM W9UZS G2FTY G3CBN G6UT GM2DBX	128 W20CI W4TF G6B G8VB PA0JQ PY2DV VK4RF
238 W3KT W4EPD W8NBK PA0UN	218 W9FID	200 W1ADM W1GKK W1HX W2YW W4RRB W4OM W5BGP W6EPZ W6GAL W6LJB W6M1VQ W6PB W6RBQ W8BK P W9LNM CE3DZ DL7AA G6QB G6YQ H89EU LUTCD ON4FQ VE3QD ZL1BY	188 W2CWE W91OD	174 W8RDZ W3HRD W3JYS W5FCF G88MI H1OJ KH6VP MF2AA	164 W9TND KH6LG ON4AZ	154 W1CUC W21TD W2QCP W8WGL GM6MD PA0VB SM5FL	147 PY4RJ	146 W1HRI W6PFS W3RRQ W6LV G6RB	132 W21CO W2PBG W3AFU W3KZQ W3LMM W4AIS W5AWT W6CEM W6KEK W8MFB W8ZJM W9UZS G2FTY G3CBN G6UT GM2DBX	128 W20CI W4TF G6B G8VB PA0JQ PY2DV VK4RF
237 W2AGW	215 W5KC W6QJU	200 W1ADM W1GKK W1HX W2YW W4RRB W4OM W5BGP W6EPZ W6GAL W6LJB W6M1VQ W6PB W6RBQ W8BK P W9LNM CE3DZ DL7AA G6QB G6YQ H89EU LUTCD ON4FQ VE3QD ZL1BY	188 W2CWE W91OD	174 W8RDZ W3HRD W3JYS W5FCF G88MI H1OJ KH6VP MF2AA	164 W9TND KH6LG ON4AZ	154 W1CUC W21TD W2QCP W8WGL GM6MD PA0VB SM5FL	147 PY4RJ	146 W1HRI W6PFS W3RRQ W6LV G6RB	132 W21CO W2PBG W3AFU W3KZQ W3LMM W4AIS W5AWT W6CEM W6KEK W8MFB W8ZJM W9UZS G2FTY G3CBN G6UT GM2DBX	128 W20CI W4TF G6B G8VB PA0JQ PY2DV VK4RF
236 PY2CK	214 F48H KV4AA PY1H Z56BW	200 W1ADM W1GKK W1HX W2YW W4RRB W4OM W5BGP W6EPZ W6GAL W6LJB W6M1VQ W6PB W6RBQ W8BK P W9LNM CE3DZ DL7AA G6QB G6YQ H89EU LUTCD ON4FQ VE3QD ZL1BY	188 W2CWE W91OD	174 W8RDZ W3HRD W3JYS W5FCF G88MI H1OJ KH6VP MF2AA	164 W9TND KH6LG ON4AZ	154 W1CUC W21TD W2QCP W8WGL GM6MD PA0VB SM5FL	147 PY4RJ	146 W1HRI W6PFS W3RRQ W6LV G6RB	132 W21CO W2PBG W3AFU W3KZQ W3LMM W4AIS W5AWT W6CEM W6KEK W8MFB W8ZJM W9UZS G2FTY G3CBN G6UT GM2DBX	128 W20CI W4TF G6B G8VB PA0JQ PY2DV VK4RF
235 W3CPV	214 F48H KV4AA PY1H Z56BW	200 W1ADM W1GKK W1HX W2YW W4RRB W4OM W5BGP W6EPZ W6GAL W6LJB W6M1VQ W6PB W6RBQ W8BK P W9LNM CE3DZ DL7AA G6QB G6YQ H89EU LUTCD ON4FQ VE3QD ZL1BY	188 W2CWE W91OD	174 W8RDZ W3HRD W3JYS W5FCF G88MI H1OJ KH6VP MF2AA	164 W9TND KH6LG ON4AZ	154 W1CUC W21TD W2QCP W8WGL GM6MD PA0VB SM5FL	147 PY4RJ	146 W1HRI W6PFS W3RRQ W6LV G6RB	132 W21CO W2PBG W3AFU W3KZQ W3LMM W4AIS W5AWT W6CEM W6KEK W8MFB W8ZJM W9UZS G2FTY G3CBN G6UT GM2DBX	128 W20CI W4TF G6B G8VB PA0JQ PY2DV VK4RF
234 W2OKS W3EYV W3GAU W6MEK W6MX W8BRA	213 W5KUC	200 W1ADM W1GKK W1HX W2YW W4RRB W4OM W5BGP W6EPZ W6GAL W6LJB W6M1VQ W6PB W6RBQ W8BK P W9LNM CE3DZ DL7AA G6QB G6YQ H89EU LUTCD ON4FQ VE3QD ZL1BY	188 W2CWE W91OD	174 W8RDZ W3HRD W3JYS W5FCF G88MI H1OJ KH6VP MF2AA	164 W9TND KH6LG ON4AZ	154 W1CUC W21TD W2QCP W8WGL GM6MD PA0VB SM5FL	147 PY4RJ	146 W1HRI W6PFS W3RRQ W6LV G6RB	132 W21CO W2PBG W3AFU W3KZQ W3LMM W4AIS W5AWT W6CEM W6KEK W8MFB W8ZJM W9UZS G2FTY G3CBN G6UT GM2DBX	128 W20CI W4TF G6B G8VB PA0JQ PY2DV VK4RF
233 W5ASG W7AMX	211 W6SAI W6TI W6PNQ G1CP H89J Z52X	200 W1ADM W1GKK W1HX W2YW W4RRB W4OM W5BGP W6EPZ W6GAL W6LJB W6M1VQ W6PB W6RBQ W8BK P W9LNM CE3DZ DL7AA G6QB G6YQ H89EU LUTCD ON4FQ VE3QD ZL1BY	188 W2CWE W91OD	174 W8RDZ W3HRD W3JYS W5FCF G88MI H1OJ KH6VP MF2AA	164 W9TND KH6LG ON4AZ	154 W1CUC W21TD W2QCP W8WGL GM6MD PA0VB SM5FL	147 PY4RJ	146 W1HRI W6PFS W3RRQ W6LV G6RB	132 W21CO W2PBG W3AFU W3KZQ W3LMM W4AIS W5AWT W6CEM W6KEK W8MFB W8ZJM W9UZS G2FTY G3CBN G6UT GM2DBX	128 W20CI W4TF G6B G8VB PA0JQ PY2DV VK4RF
232 W1ME	210 W2AGO W5EGK W5JC W6VE W6ZCY W7CUJ W8YCY KH6LJ SM5KP VE4RO	200 W1ADM W1GKK W1HX W2YW W4RRB W4OM W5BGP W6EPZ W6GAL W6LJB W6M1VQ W6PB W6RBQ W8BK P W9LNM CE3DZ DL7AA G6QB G6YQ H89EU LUTCD ON4FQ VE3QD ZL1BY	188 W2CWE W91OD	174 W8RDZ W3HRD W3JYS W5FCF G88MI H1OJ KH6VP MF2AA	164 W9TND KH6LG ON4AZ	154 W1CUC W21TD W2QCP W8WGL GM6MD PA0VB SM5FL	147 PY4RJ	146 W1HRI W6PFS W3RRQ W6LV G6RB	132 W21CO W2PBG W3AFU W3KZQ W3LMM W4AIS W5AWT W6CEM W6KEK W8MFB W8ZJM W9UZS G2FTY G3CBN G6UT GM2DBX	128 W20CI W4TF G6B G8VB PA0JQ PY2DV VK4RF
231 W5MIS W6STG ZL1HY	210 W2AGO W5EGK W5JC W6VE W6ZCY W7CUJ W8YCY KH6LJ SM5KP VE4RO	200 W1ADM W1GKK W1HX W2YW W4RRB W4OM W5BGP W6EPZ W6GAL W6LJB W6M1VQ W6PB W6RBQ W8BK P W9LNM CE3DZ DL7AA G6QB G6YQ H89EU LUTCD ON4FQ VE3QD ZL1BY	188 W2CWE W91OD	174 W8RDZ W3HRD W3JYS W5FCF G88MI H1OJ KH6VP MF2AA	164 W9TND KH6LG ON4AZ	154 W1CUC W21TD W2QCP W8WGL GM6MD PA0VB SM5FL	147 PY4RJ	146 W1HRI W6PFS W3RRQ W6LV G6RB	132 W21CO W2PBG W3AFU W3KZQ W3LMM W4AIS W5AWT W6CEM W6KEK W8MFB W8ZJM W9UZS G2FTY G3CBN G6UT GM2DBX	128 W20CI W4TF G6B G8VB PA0JQ PY2DV VK4RF
230 W1TW CE3AG	210 W2AGO W5EGK W5JC W6VE W6ZCY W7CUJ W8YCY KH6LJ SM5KP VE4RO	200 W1ADM W1GKK W1HX W2YW W4RRB W4OM W5BGP W6EPZ W6GAL W6LJB W6M1VQ W6PB W6RBQ W8BK P W9LNM CE3DZ DL7AA G6QB G6YQ H89EU LUTCD ON4FQ VE3QD ZL1BY	188 W2CWE W91OD	174 W8RDZ W3HRD W3JYS W5FCF G88MI H1OJ KH6VP MF2AA	164 W9TND KH6LG ON4AZ	154 W1CUC W21TD W2QCP W8WGL GM6MD PA0VB SM5FL	147 PY4RJ	146 W1HRI W6PFS W3RRQ W6LV G6RB	132 W21CO W2PBG W3AFU W3KZQ W3LMM W4AIS W5AWT W6CEM W6KEK W8MFB W8ZJM W9UZS G2FTY G3CBN G6UT GM2DBX	128 W20CI W4TF G6B G8VB PA0JQ PY2DV VK4RF
229 W6GRL	209 W5FNUC V6THC	200 W1ADM W1GKK W1HX W2YW W4RRB W4OM W5BGP W6EPZ W6GAL W6LJB W6M1VQ W6PB W6RBQ W8BK P W9LNM CE3DZ DL7AA G6QB G6YQ H89EU LUTCD ON4FQ VE3QD ZL1BY	188 W2CWE W91OD	174 W8RDZ W3HRD W3JYS W5FCF G88MI H1OJ KH6VP MF2AA	164 W9TND KH6LG ON4AZ	154 W1CUC W21TD W2QCP W8WGL GM6MD PA0VB SM5FL	147 PY4RJ	146 W1HRI W6PFS W3RRQ W6LV G6RB	132 W21CO W2PBG W3AFU W3KZQ W3LMM W4AIS W5AWT W6CEM W6KEK W8MFB W8ZJM W9UZS G2FTY G3CBN G6UT GM2DBX	128 W20CI W4TF G6B G8VB PA0JQ PY2DV VK4RF
228 W6TT	209 W5FNUC V6THC	200 W1ADM W1GKK W1HX W2YW W4RRB W4OM W5BGP W6EPZ W6GAL W6LJB W6M1VQ W6PB W6RBQ W8BK P W9LNM CE3DZ DL7AA G6QB G6YQ H89EU LUTCD ON4FQ VE3QD ZL1BY	188 W2CWE W91OD	174 W8RDZ W3HRD W3JYS W5FCF G88MI H1OJ KH6VP MF2AA	164 W9TND KH6LG ON4AZ	154 W1CUC W21TD W2QCP W8WGL GM6MD PA0VB SM5FL	147 PY4RJ	146 W1HRI W6PFS W3RRQ W6LV G6RB	132 W21CO W2PBG W3AFU W3KZQ W3LMM W4AIS W5AWT W6CEM W6KEK W8MFB W8ZJM W9UZS G2FTY G3CBN G6UT GM2DBX	128 W20CI W4TF G6B G8VB PA0JQ PY2DV VK4RF
227 LU8DJX ZL2GX	208 W4AIT W9FKC W9DAE	200 W1ADM W1GKK W1HX W2YW W4RRB W4OM W5BGP W6EPZ W6GAL W6LJB W6M1VQ W6PB W6RBQ W8BK P W9LNM CE3DZ DL7AA G6QB G6YQ H89EU LUTCD ON4FQ VE3QD ZL1BY	188 W2CWE W91OD	174 W8RDZ W3HRD W3JYS W5FCF G88MI H1OJ KH6VP MF2AA	164 W9TND KH6LG ON4AZ	154 W1CUC W21TD W2QCP W8WGL GM6MD PA0VB SM5FL	147 PY4RJ	146 W1HRI W6PFS W3RRQ W6LV G6RB	132 W21CO W2PBG W3AFU W3KZQ W3LMM W4AIS W5AWT W6CEM W6KEK W8MFB W8ZJM W9UZS G2FTY G3CBN G6UT GM2DBX	128 W20CI W4TF G6B G8VB PA0JQ PY2DV VK4RF
225 W3JNN W9RBI F8BS	207 W2AQW	200 W1ADM W1GKK W1HX W2YW W4RRB W4OM W5BGP W6EPZ W6GAL W6LJB W6M1VQ W6PB W6RBQ W8BK P W9LNM CE3DZ DL7AA G6QB G6YQ H89EU LUTCD ON4FQ VE3QD ZL1BY	188 W2CWE W91OD	174 W8RDZ W3HRD W3JYS W5FCF G88MI H1OJ KH6VP MF2AA	164 W9TND KH6LG ON4AZ	154 W1CUC W21TD W2QCP W8WGL GM6MD PA0VB SM5FL	147 PY4RJ	146 W1HRI W6PFS W3RRQ W6LV G6RB	132 W21CO W2PBG W3AFU W3KZQ W3LMM W4AIS W5AWT W6CEM W6KEK W8MFB W8ZJM W9UZS G2FTY G3CBN G6UT GM2DBX	128 W20CI W4TF G6B G8VB PA0JQ PY2DV VK4RF



Operating News



F. E. HANDY, WIBDI, Communications Mgr.
R. L. WHITE, WIWFO, Asst. Comm. Mgr., C.W.
PHILLIP SIMMONS, WIZDF, Communications Asst.

GEORGE HART, WINJM, Natl. Emerg. Coördinator
ELLEN WHITE, WIYYM, Asst. Comm. Mgr., 'Phone
LILLIAN M. SALTER, WNIZJE, Administrative Aide

W1AW Maintains Major Skeds after Fire. Reconstruction work is under way at W1AW at this writing following a fire which broke out there on the morning of October 14th. Alarm was turned in by an unidentified passer-by who noticed the smoke at 6:15 A.M. The fire was under control by 7:00 A.M. and apparently had started in the main electric junction box in the basement. Holes were burned in the floor and the partition between the Memorial Lobby and the main operating room was scorched. There was considerable smoke damage but damage to equipment was slight with the exception of complete fire loss of the tape perforator and its table. The blaze did not directly touch transmitters or the operating desk and all damage is insured.

No evenings of scheduled operation were missed in spite of the fire. Temporary wiring from the underground entrance cable to the transmitters permitted W1AW to be back on the air on three bands the same day, in time for evening bulletins and code practice. Operation will not be completely normal until reconstruction contracted for has been completed. As this issue appears the general operation periods are being resumed in accordance with the schedule in October QST.

'53 Field Day Tops Them All. It's a pleasure to confirm the prognostication made in this column last month, at the same time we publish the official report of the '53 ARRL Field Day. The number of receiver-transmitter combinations tested afield was 1774, up 12.6 per cent, and the number of separate portable and mobile stations (692) was up 32.6 per cent. Individual participation topped the seven thousand mark for the first time at 7007, 8.6 per cent over last year!

Ending Signals vs. Verbiage. Ordinary QSOs make a nice balance between avoiding formula QSOs, and becoming excessively wordy for the intelligence they transmit. Good procedure is the mark of the true communicator. Use of proper prosigns (procedure signals) and especially the proper ending signals is one fast way to differentiate between the greenhorn and the seasoned two-way communicator to whom all accord high respect! Mid, W5CA, got us thinking about this lately, writing: "Many newer hams and some who should know better are using such deplorable operating expressions in their c.w. as 'Back to you OM' or 'Over to you OM'." It's not apparent whether this is because of some inherent desire to become poor imitators of the entertainment field rather than two-way communicators. Perhaps it's just a matter of not having had the right information set down to steer them to efficient

and good ending-signal practice. All interested are invited to send for ARRL's Operating Aid No. 2, free on radiogram request, which gives the correct meaning and use of ending signals.

Experienced amateurs, to whom standard abbreviations and Q Code are second nature, can do much to help operating conditions by setting the example. Make it *good*, and introduce the newer gang to sound and correct use of K, KN, AR, SK, CL ending signals in c.w. work as the occasion affords. Some of those who aren't getting *answers* can blame their own long calls without enough station identification.

Operating Progress Attained through Activity. December offers a "breather" after the fun in the ARRL "SS." This is a good time to advance programs for the technical betterment of stations, whether 'phone, c.w., RTTY, s.s.b. or other forms are your favorites. Station results, noteworthy communication records, and operating ability come through *continued activity*.

The set kept on the shelf is *not* contributing to either personal enjoyment or operating progress, or to the public service record of the amateur. By getting into one's section net, 'phone or c.w., the pleasure of belonging to a closely knit fraternal group may be combined with practical communicating ability and results.

Novices should not neglect current code practice opportunities (W1AW, W6JZ) and the announced monthly qualifying runs from W6OWP and W1AW. The annual operating period dedicated to a Novice QSO party known as the Novice Round-up will take place *next month* (Jan. 9th-24th) and proper log forms can be requested from Headquarters as soon as you receive this copy of QST. Besides the Novice-to-Novice contact objective, we want this to be a get-acquainted radio period for already-licensed amateurs and newcomers. Those who are not Novices will be invited to submit their best lists of Novices worked. Novice licensees will be eligible for ARRL Award Certificates in each ARRL section named on Page 6. This year there are more Novice bands and it should be a lot of fun.

If v.h.f.-minded, be sure to be ready for the V.H.F. Sweepstakes coming January 9th-10th, the announcement scheduled for January QST. There will also be the CD Bulletin to all appointees in early '54, with opportunity for getting into the first quarterly CD Party as mentioned in the Activities Calendar.

Regular use of one's amateur rig, emergency equipment included, is a top essential for proper maintenance and for creation of one's station

operating record! Car mobiles should get scheduled use, even in winter, if they are to be depended on come any emergency . . . a point for ARRL ECs and FCDA Radio Officers, as well as the rest of us, to bear in mind. — F. E. H.

SEPTEMBER FMT RESULTS

The September 18th ARRL Frequency Measuring Test went off on schedule, though nature was unkind as to the propagation conditions in certain areas. There were 97 entries divided about equally between Official Observers and amateurs interested in measurement work but not holding the SCM appointment available to those using their gear to assist fellow amateurs through ARRL's Official Observer system.

Honors for top position in the OO group go to Don Fenton, W1MUN. In the non-Observer group two excellent performers in previous tests lead the lists: Mrs. Helen Apple, W4VGO, and Lloyd W. Root, W8HB. The standing of the top measurers is presented as usual in terms of the "parts per million" deviation from the official commercial frequency measuring bureau readings. Decimal fractions are shown only to establish an order of listing, since the "umpire" has a generally accredited accuracy of 4 parts in ten million (more accurately stated as 2 parts in 10 million plus or minus 2 c.p.s.). In keeping with the announced rules, no entry of a single measurement was considered eligible in the competition.

Observers	Parts/ Million	Non- Observers	Parts/ Million
W1MUN	0.4	W4VGO	0.4
W4JUI	1.2	W8HB	0.5
W6CK	1.9	W1ILF	1.0
W1QHS	2.1	W3LOX	2.1
W4IU	5.7	W8CUJ	2.1
W1BKG	5.8	W6CIW/9	2.7
W6GQA	6.3	W1BSY	3.6
W8BZD	6.3	W1EFQ	4.1
W4KL	7.4	W8WXY	7.4
VE2AAO	8.6	W4VWS	9.8
W1AYG	9.3	W2DOM	12.1
W6CAE	9.5	W7CCC	13.0

The following ratings are based on a single measurement: OOs — KZ5FL 9.9, W3EQK 10.8. Non-OOs — W3TFN 3.1, W8BMO 5.7, W6YUY 10.1.

Careful analysis of all the results, and comparison with the previously-comparable test, reported in May QST (p. 81), shows slightly higher deviation from perfection than in the last test. This no doubt resulted from the hollow and wavy signals that had to be dealt with by this expert group because of conditions. This emphasizes, however, that our FMT is a practical rather than a laboratory exercise. That is as it should be, since Official Observers have to work with practical on-the-air conditions of every conceivable sort in carrying out their missions of observation and assistance to amateurs (including our WNs) in keeping on frequency.

CODE-PROFICIENCY PROGRAM

Twice each month special transmissions are made to enable you to qualify for the ARRL Code Proficiency Certificate. The next qualifying run from W1AW will be made on December 15th at 2130 EST. Identical texts will be sent simultaneously by automatic transmitters on 1885, 3555, 7125, 14,100, 21,020, 52,000 and 145,600 kc. The next qualifying run from W6OWP only will be transmitted on December 6th at 2100 PST on 3590 and 7138 kc.

Any person may apply; neither ARRL membership nor an amateur license is required. Send copies of all qualifying runs to ARRL for grading, stating the call of the station you copied. If you qualify at one of the six speeds transmitted, 10 through 35 w.p.m., you will receive a certificate. If your initial qualification is for a speed below 35 w.p.m., you may try later for endorsement stickers.

Code-practice transmissions are made from W1AW each evening at 2130 EST. References to texts used on several of the transmissions are given here. These make it possible to check your copy. For practice purposes, the order of words in each line of QST text is reversed during certain of the

slow-speed transmissions. To get sending practice, hook up your own key and buzzer and attempt to send with W1AW.

Date	Subject of Practice Text from October QST
Dec. 1st:	A 220-Mc. Station for the Beginner, p. 11
Dec. 3rd:	ARRL TVI Demonstration . . . , p. 16
Dec. 7th:	Automatic 'Scope Monitoring . . . , p. 19
Dec. 10th:	Simplified Voice Control . . . , p. 18
Dec. 18th:	A Desk-Top Driver-Amplifier, p. 24
Dec. 21st:	Chirp-Free Break-In Keying, p. 28
Dec. 23rd:	More Sugar-Coated Single Sideband, p. 31
Dec. 29th:	A Wide-Range . . . Pi-Network Final, p. 34
Dec. 31st:	TVI and the Novice, p. 40

W1AW OPERATING SCHEDULE

(All Times Given are Eastern Standard Time)

W1AW returned to its fall-winter operating schedule Sept. 27th. Lithographed master schedules showing complete W1AW operation in EST, CST or PST are available upon request.

Operating-Visiting hours:

Monday through Friday: 1500-0300 (following day).

Saturday: 1900-0230 (Sunday). Sunday: 1500-2230.

Exceptions: W1AW will be closed from 0300, Dec. 25th, to 1900, Dec. 26th, and similar times Jan. 1st and Jan. 2nd, Christmas and New Year holidays.

General Operation: Refer to page 73, October QST, for a chart to determine times during which W1AW engages in general operation on various frequencies, 'phone and c.w. This schedule is still in effect and is not reproduced herewith for space considerations. Note that since the schedule is organized in EST, certain morning operating periods may fall in the evening of the previous day in western time zones. W1AW will participate in all official ARRL operating activities, using scheduled general operating periods for this purpose if necessary.

Official ARRL Bulletin Schedule: Bulletins containing latest information on matters of general amateur interest are transmitted on regular schedules:

Frequencies (kc.):

C.w.: 1885, 3555, 7125, 14,100, 21,020, 52,000, 145,600.

'Phone: 1885, 3950, 7255, 14,280, 21,350, 52,000, 145,600.

Frequencies may vary slightly from round figures given; they are to assist in finding the W1AW signal, not for exact calibration purposes.

Times:

Sunday through Friday: 2000 by c.w., 2100 by 'phone.

Monday through Saturday: 2330 by 'phone, 2400 by c.w.

Code-Proficiency Program: Practice transmissions are made on the above-listed c.w. frequencies, starting at 2130 daily. Speeds are 15, 20, 25, 30 and 35 w.p.m. on Monday, Wednesday and Friday, and 5, 7½, 10 and 13 w.p.m. on Sunday, Tuesday, Thursday and Saturday. Approximately ten minutes of practice is given at each speed. Code-practice transmissions will be replaced by ARRL Code Proficiency Qualifying Runs on Dec. 15th and Jan. 13th.

A.R.R.L. ACTIVITIES CALENDAR

- Dec. 6th: CP Qualifying Run — W6OWP
- Dec. 15th: CP Qualifying Run — W1AW
- Jan. 8th: CP Qualifying Run — W6OWP
- Jan. 9th-10th: V.H.F. Sweepstakes
- Jan. 9th-24th: Novice Round-up
- Jan. 13th: CP Qualifying Run — W1AW
- Jan. 16th-17th: CD QSO Party (c.w.)
- Jan. 23rd-24th: CD QSO Party ('phone)
- Feb. 6th: CP Qualifying Run — W6OWP
- Feb. 9th: Frequency Measuring Test
- Feb. 11th: CP Qualifying Run — W1AW
- Feb. 12th-14th: DX Competition ('phone)
- Feb. 26th-28th: DX Competition (c.w.)
- Mar. 7th: CP Qualifying Run — W6OWP
- Mar. 12th: CP Qualifying Run — W1AW
- Mar. 12th-14th: DX Competition ('phone)
- Mar. 26th-28th: DX Competition (c.w.)
- Apr. 2nd: CP Qualifying Run — W6OWP
- Apr. 10th-11th: CD QSO Party (c.w.)
- Apr. 12th: CP Qualifying Run — W1AW
- Apr. 17th-18th: CD QSO Party ('phone)



With the AREC

Our Civil Defense and RACES work cannot help but become enmeshed with the voluminous details of civil defense in general. This becomes horribly and terrifyingly apparent when we communicators attend conferences which include other aspects of civil defense. The communications aspect alone is complicated enough. Still, a general knowledge of the whole subject is necessary, especially at leadership levels. We should be familiar with such terms as ground zero, web defense, Conelrad, fire storm, mutual assistance, mobile support, isocasualty lines, damage control, static support, and vulnerable urban district, as well as with many other c.d. terms, a good many of them not used in communications at all. Even in communications, we should realize that RACES is not the whole show, but only one aspect of the communications picture. Each c.d. service thinks it is the most important; but each depends on many others for its existence and effectiveness.

Contact at all levels with civil defense officials reveals a constant increase in amateur interest and participation in RACES. In some areas the participation by amateurs is intense, in others amateurs are antagonistic, in still others their apathy reflects public attitude. RACES licensing is on the increase. Latest statistics show that eleven state plans have received full approval, and 28 local areas have approved RACES Communications Plans on file at FCC. About the same number of each are under study by FCC pending approval. Over 100 amateur stations have been authorized to operate in RACES, and more station authorizations are coming up, both with approval of additional communications plans and to supplement existing authorized stations. It took a long time doing, but we are finally under way with a good head of steam.

We attend FCDA conferences to which we are invited mostly to listen, to learn, and to assist with any problems concerning amateurs. As and if opportunity arises, we promote and champion the cause of amateur radio, but we do not shout, pound on tables, wave our arms or froth at the mouth. At a recent FCDA conference in Washington we found occasion to remark that the main reason amateurs occasionally refused to participate in civil defense was the insistence by c.d. officials that we enter their service individually, to serve only them, ignoring the existence of an already-organized amateur emergency service — the AREC. Immediately c.d. officials present cited examples to show that the other extreme also existed, that well-organized amateur groups insisted on "taking over" the entire RACES program, which of course usually was not well received by the c.d. Communications Officers.

This was not a heated argument, but a friendly, informal chat. In the end we came to the conclusion, again informally, that a middle point must be reached; that c.d. officials must recognize the existence of organization where present, and take it into account in formulating local RACES plans, and on the other side of the fence, amateurs must recognize the responsibilities of civil defense officials in RACES and not try to force the usage of the existing set-up if it does not seem to c.d. officials to be feasible. RACES

is both an amateur service and a civil defense service, a joint operation of amateur radio and civil defense. Both are involved in a job which cannot be done by either alone. In practically all cases, a halfway meeting place can be found if it is looked for.

Remember the "C.D. Committee Report" which appeared in *QST* for July, 1953, page 60? Mr. Bother of Skonk Hollow, who submitted that report, has received a letter from Ima Comrade II of Salt Pits, Siberia, congratulating him on his progress. Comrade Comrade, formerly a less successful operative in the Buffalo area (hence his present QTH), writes in part: "At first Agent 14 informed us that everything was going fine down in Buffalo, but about six months ago the c.d. Commissar must have executed a few people because things are certainly jumping now. The No. 1 suspect for aiding the growth of this c.d. group is the EC, W2PPY. At first I thought he was with us, but found out later that EC does not stand for 'Eager Comrade.' The group has three emergenski nets, all operating during the summer, and they have contacted the local c.d. office. It looks bad for us now, comrade. The c.d. office is getting ready to buy 30 stations for the amateurs to run. What chance will we have to knock out communications when people act like this?"

The letter ends with a note of admonishment: "I want to wish you more bad luck in organizing your c.d. activities, and remember, don't try too hard on this c.d. business or things might really get going."

At 0500, October 25th, EC W4PLE was notified that hurricane "Florence" was showing signs of heading for the West Florida Gulf Coast. Stations were alerted by landline and one hour later W4SRX had been placed in operation in a hurricane-proof building at Eglin Air Force Base. The 75-meter stations went into action first, handling weather information into and out of the area as needed to aid the weather bureau in plotting the expected course of the storm. W4s NN AOK and ROM handled this traffic. Meanwhile, the 10-meter net began its job. Several power units made available by the Air Force were distributed. Tie-ins were completed with Air Force, Red Cross, MARS, and 75-meter stations. As the hurricane neared the coast, it became evident that the local area was in for some high winds. The local 75-meter stations acted as co-NCs of the Gulf Coast Hurricane Net as an added duty and traffic was handled into and out of the area without serious interruption. The 10-meter fixed stations operated on emergency power when the 80-85 m.p.h. winds caused failures in the commercial service. Traffic on these stations was of a local nature.

After the danger had passed, the Hurricane and Incident Radio Net had been active for 34 hours. Traffic was handled for the Air Force, Red Cross, Power Co., radio and press services. The following members of the HAIR Net were active: W4s AOK BKZ CAJ JM KWM NN PLE RDW SIW SMM SRX STU SWF SYP SZM UNE UNV YAQ VEY WKQ ZWG, K4s FAR FBS, W2UHA/4, W5QMK/4, W9AIR/4 and W0KVX/4. Other nets participating were the Florida Emergency Phone Net, Gulf Coast Hurricane Net and Alabama Emergency Phone Net.

— W4PLE, EC Eglin Air Force Base, Fla.

On Sept. 13th, an emergency drill was conducted by the AREC organization of Hagerstown, Md., in conjunction with the local Red Cross Disaster Relief Committee. One member of the Red Cross committee was stationed near a school building with a Red Cross banner displayed on his car as an "Object of Search." The second committee member was stationed at Red Cross Headquarters and joined



Pictured at left are part of the San Joaquin Valley section gang who took part in parade control for the Merced County Fair Parade on August 29th. From left to right: W6s SQR, GIW, WN6BGM, W6s BUA, OHB and ZRJ (EC). Seven mobile units were used at six points along the parade route. The Merced Amateur Radio Club was in charge of communications.

QST for



by W3CIQ, acting for the EC. At 1430 the acting EC called the roll via 'phone patch through NCS W3CKJ, and the mobile units were directed to schools and industrial areas, with the mobile unit finding the "Object of Search" to so report. When this mobile unit so reported, the other mobiles were redirected to other strategic locations, such as hospitals, Telephone Co., Fire Department, etc., to establish communication where needed. After that, they all were directed to rendezvous at the area where the "Object of Search" was located.

— WSOYX, EC Hagerstown, Md.

The Southeastern Massachusetts Amateur Radio Association, in conjunction with local Civil Defense authorities, participated in a statewide c.d. alert on Sept. 14th. Four operators were on duty at NCS W1WKM, with four mobiles in the field and one portable emergency relay station. W1WKM maintained contact with the NCS at neighboring Fairhaven, which also had four mobile stations. Our mobiles covered the airport, fire stations, power stations and large defense plants. We amateurs as operators made a good account of ourselves.

— W1AVY, EC New Bedford, Mass.

We have twelve August SEC reports, representing 3133 AREC members. No new sections represented. We wish also to add South Dakota to the 100% list for 1953, their one missing report having since turned up.

A.R.R.L.-AFFILIATED CLUB HONOR ROLL

It is with great pleasure that we here present the second section of our Honor Roll listings for 1953 in accordance with the Board policy for special recognition of all affiliated clubs whose entire membership consists of members of the League. Refer to page 67 of June QST for the earlier listing of additional active clubs with 100 per cent ARRL membership. Our honor list is based each time on analysis of data received in the '53 Annual Information Survey conducted to meet Board requirements. In early '54 a new survey will be initiated, a form sent each active affiliate for the filings on which continued affiliation and new Honor Roll listings will be based. Very many clubs will now be engaged in mid-season activities, code and theory classes for newly-interested persons, civil defense, building and technical programs for members. The '54 survey will ask reports on all such matters for ARRL information and bulletin purposes. The following clubs now will receive "100% ARRL Club" certifications following publication of this QST.

- Amateur Radio Transmitting Society, Louisville, Ky.
- Astoria Amateur Radio Club, Astoria, Ore.
- Cedar Valley Amateur Radio Club, Charles City, Iowa
- Coastal Plain Amateur Radio Club, Tarboro, N. C.
- Fountain City Radio Club, Fountain City, Tenn.
- Haven Radio Club, New Haven, W. Va.
- Helix Amateur Radio Club, La Mesa, Calif.
- Hi-Plains Amateur Radio Club, Plains, Kansas
- Illinois Valley Radio Association, Inc., La Salle, Ill.
- Indianapolis Radio Club, Inc., Indianapolis, Ind.
- Kaw Valley Radio Club, Topeka, Kansas
- Lower Columbia Amateur Radio Association, Longview, Wash.
- Lower Yakima Valley Radio Amateurs, Sunnyside, Wash.
- Mauai Amateur Radio Club, Kahului, Maui, T. H.
- Norfolk County Radio Association, Norwood, Mass.
- Odessa Amateur Radio Club, Odessa, Tex.
- Pacific Radio Club, Los Angeles, Calif.
- Racine Megacycle Club, Racine, Wis.
- Reading Radio Club, Reading, Pa.
- Rock River Radio Club, Dixon, Ill.
- Sandhill Amateur Radio Club, Hamlet, N. C.
- Weldon Springs Amateur Radio Club, Clinton, Ill.
- Westlake Amateur Radio Association, Fairview Park, Ohio
- York Road Radio Club, Philadelphia, Pa.

ELECTION RESULTS

Valid petitions nominating a single candidate as Section Manager were filed by members in the following Sections, completing their election in accordance with regular League policy, each term of office starting on the date given.

Indiana	George H. Graue, W9BKJ	Oct. 14, 1953
South Carolina	T. Hunter Wood, W4ANK	Oct. 15, 1953
Northern Texas	T. Bruce Craig, W5JQD	Oct. 15, 1953
Western Florida	Edward J. Collins, W4MS/W4RE	Oct. 15, 1953
Western New York	Edward Graf, W2SJV	Nov. 21, 1953
Eastern New York	Stephen J. Neason, W2ILI	Dec. 14, 1953
Quebec	Gordon A. Lynn, VE2QL	Dec. 15, 1953

In the West Virginia Section of the Roanoke Division, Mr. Albert H. Hix, W8PQQ, Mr. Shadric A. Whitt, W5YFR, and Mr. J. Bernard Dodd, W8ETF, were nominated. Mr. Hix received 50 votes, Mr. Whitt received 43 votes, and Mr. Dodd received 36 votes. Mr. Hix's term of office began September 18, 1953.

ELECTION NOTICE

(To all ARRL members residing in the Sections listed below.) You are hereby notified that an election for Section Communications Manager is about to be held in your respective Sections. This notice supersedes previous notices.

Nominating petitions are solicited. The signatures of five or more ARRL full members of the Section concerned, in good standing, are required on each petition. No member shall sign more than one petition.

Each candidate for Section Communications Manager must have been a licensed amateur for at least two years and similarly a full member of the League for at least one continuous year immediately prior to his nomination.

Petitions must be in West Hartford, Conn., on or before noon on the closing dates specified. In cases where no valid nominating petitions were received in response to previous notices, the closing dates are set ahead to the dates given herewith. The complete name, address, and station call of the candidate should be included with the petition. It is advisable that eight or ten full-member signatures be obtained, since on checking names against Headquarters files, a petition may be found invalid by reason of expiring memberships, individual signers uncertain or ignorant of their membership status, etc.

The following nomination form is suggested: (Signers will please add city and street addresses to facilitate checking membership.)

Communications Manager, ARRL (place and date)
 38 La Salle Road, West Hartford, Conn.
 We, the undersigned full members of the
 ARRL Section of the
 Division, hereby nominate
 as candidate for Section Communications Manager for this
 Section for the next two-year term of office.

Elections will take place immediately after the closing dates specified for receipt of nominating petitions. The ballots mailed from Headquarters to full members will list in alphabetical sequence the names of all eligible candidates.

You are urged to take the initiative and file nominating petitions immediately. This is your opportunity to put the man of your choice in office.

— F. E. Handy, Communications Manager

Section	Closing Date	SCM	Present Term Ends
Alaska	Nov. 13, 1953	Glen Jefferson	Jan. 15, 1954
Yukon *	Dec. 15, 1953	W. R. Williamson	Mar. 17, 1949
West Indies	Dec. 15, 1953	William Werner	Aug. 15, 1952
Maritime *	Dec. 15, 1953	Arthur M. Crowell	Oct. 16, 1952
Illinois	Dec. 15, 1953	H. F. Lund	Dec. 14, 1953
North Dakota	Dec. 15, 1953	Everett E. Hill	Resigned
Virginia	Dec. 15, 1953	H. Edgar Lindauer	Resigned
Oklahoma	Dec. 15, 1953	J. M. Langford	Feb. 15, 1954
Utah	Dec. 15, 1953	Floyd L. Hinshaw	Feb. 18, 1954
Georgia	Jan. 15, 1954	James P. Born, jr.	Mar. 8, 1954
Washington	Jan. 15, 1954	Laurence Sebring	Mar. 10, 1954
Connecticut	Feb. 15, 1954	Roger C. Anundsen	Apr. 15, 1954
Arizona	Feb. 15, 1954	Albert Steinbrecher	Apr. 15, 1954
Tennessee	Feb. 15, 1954	Mark M. Bowelle	Apr. 15, 1954
Alberta *	Feb. 15, 1954	Sydney T. Jones	May 1, 1954
Louisiana	Mar. 15, 1954	Robert E. Barr	May 31, 1954

* In Canadian Sections nominating petitions for Section Managers must be addressed to Canadian Director Alex Reid, 169 Logan Ave., St. Lambert, Quebec. To be valid, petitions must be filed with him on or before closing dates.

TRAFFIC TOPICS

The boys in Chicago are making good use of the two-meter band, not only for emergency and c.d., (RACES) purposes, but also for the purpose of local delivery of traffic. Operating every night at 1945 CST on 145.6 Mc., the net, called the Watch Dog Net, covers Chicago and suburbs from Lake Forest on the north to Oak Park on the west and Chicago Heights on the south. Close coöperation with W9YIX and W9BUK of ILN, and W9LXD and W9KCW of IEN, will assure the steady flow of traffic in and out of the Chicago area.

Use of the v.h.f. bands for local traffic handling is a natural in large metropolitan areas. We all know that in the past it has often been harder to get traffic delivered to New York, Boston, St. Louis, Baltimore and other big cities than to smaller places; just why this is so we have never been able to figure out. At the same time there is bound to be a heavier v.h.f. population in these areas than out in the country. If it can be put to use in urban or suburban traffic nets, including mobiles who might deliver traffic to doorsteps (think of it!), it would really be worth while. How about it, fellows?

— * * * —

National Traffic System. We need some volunteers for Transcontinental Corps jobs. It's really not so tough, and you can help out just on a once-per-week basis. What we need most are good c.w. operators with good signals (which doesn't necessarily mean high power; the better the operator, the less power he needs). We know the bands are full of them, if they would only help us out on TCC. Since needs and requirements will change by the time this reaches you, we'll not detail them here; but if you would be willing to devote a couple of hours one or two nights a week to handling some long haul traffic, let us know, eh?

September reports:

Net	Sessions	Traffic	Average High	Most Consistent
	ic	age	age	
EAN.....	22	668	64	30.4 3RN, 4RN
CAN.....	21	627	84	29.8 All
PAN.....	22	897	96	40.7 RN7
IRN.....	22	325	27	14.7 E. Mass., Me., N. H., W. Mass.
2RN.....	44	165	14	3.7 NJN
2RN (Aug.)...	21	146	20	6.9 NYS, NJN
3RN.....	22	213	43	9.7 MDD
4RN.....	40*	213	41	5.3 E. Fla.
RN5.....	25*	129	31	5.0 Ark.
RN6.....	44	367	26	8.4 BAN
SRN.....	13	23	8	1.8 Ohio
9RN.....	26	1485	159	57.1 Ill.
TEN.....	44	1302	86	29.3 Ia., Kans.
TRN.....	22	40	8	1.7 OSN
LSN (Los. A.)..	26	354	40	13.6
Minn. (Phone)..	26	55	14	2.1
NYC/LI.....	18	81	10	4.5
NYC/LI (Aug.)..	13	75	17	5.8
WSN (Wash.)..	22	233	25	10.6
QKS (Kans.)..	13	108	17	8.3
Total.....	472	7285	159	57.1
Record.....	472	7285	159	57.1

* Sessions reported out of 44 scheduled.

This was a record-breaking September, largely due to the fact that a good many NTS section nets are now reporting their statistics. Nice going, gang. While NTS progress may not seem to be fast enough to a lot of us, the respective figures in the above columns for Sept. 1952 are as follows: 455-4772-134-28. So you see, the progress since last year has been considerable. We have a long way to go.

W2ZRC has earned his EAN certificate. W6s IPW OFJ JZ HC and UTV have received PAN certificates. Four sections had perfect attendance on 1RN during September. WIBVR reports that the new system of section net liaison is working well and will be made permanent. Manager of 2RN, K2BG, is recovering from a serious illness. W3ONB is taking over as 3RN manager; the above is W3BIP's last report, although he will continue to participate. W5MRK reports for RN5. W6IPW, RN6 manager, says "Too many nets and not enough traffic or traffic handlers." Our 3RN is not getting much representation from Mich. or West Va. W4TAV takes over as acting 9RN manager while W9TT vacations. TEN certificates have been received by W0BZK, W0PZO, K0FCR and VE4AZ. The

Fall TRN Bulletin issued by Manager VE3BUR indicates that TRN wants to keep trying; therefore, no further action will be taken on partition for the time being.

Following is the roster of operators in the Transcontinental Corps: **Eastern Area** — WINJM (Mgr.), W2ZVW, W2RUF, W8DSX, W8FYO, W8UPB, W8YCP, VE3EAM, VE3GL. **Central Area** — W4AGC, W4TAV, W5KRX, W0BEV (Asst. Mgr.), W0SCA. **Pacific Area** — W6EFD, W6CMN, W6HOR, W6JZ (Asst. Mgr.), W6OFJ, W6YHM, W7EAU, W7NH, W9KHQ, W0ZJO.

The Pacific Area Staff now consists of W6JZ (Chairman), W0KHQ (Alt. Chairman), W6HC (Secy.), W6IPW, W7NH, W6ELQ and W7PKX. They meet on the air once per week to discuss NTS problems. The upturn of NTS fortunes in the Pacific Area attests the success of this experiment.

1954 FIELD DAY DATES

ARRL is pleased to announce that its next Field Day will be held June 12-13, 1954. Whether your preference is club, group, or individual participation, start planning for your annual FD outing now.

BRASS POUNDERS LEAGUE

Winners of BPL Certificates for September traffic:

Call	Orig.	Recd.	Rel.	Del.	Total
KG6FAA.....	532	3375	3254	121	7282
W3CUL.....	261	2796	1971	811	5839
W0HKE.....	250	1692	1942	43	3927
W6LAB.....	70	1852	1893	41	3856
KA7LJ.....	422	1619	963	656	3660
KL7AIR.....	78	1353	1270	84	2785
W4USA.....	53	1303	1291	65	2712
K6FCA.....	46	1346	1211	61	2664
W4PL.....	16	143	830	982	1971
W5MN.....	64	926	635	286	1911
KH6FAA.....	156	734	672	78	1690
KH6AHQ.....	44	772	739	31	1586
K6FAL.....	641	402	378	39	1460
KH6AJF.....	60	640	596	48	1344
W3USA.....	30	618	565	51	1264
W7BA.....	22	610	569	38	1239
W4YIP.....	16	576	567	24	1183
K4WAR.....	115	495	447	48	1105
W0KHQ.....	9	532	520	7	1068
K5FFB.....	29	500	473	23	1025
W0BDR.....	12	502	489	7	1010
W0GPI.....	7	468	425	43	943
KV4BD.....	202	316	158	216	882
W0NZZ.....	218	327	3	324	872
W0QXO.....	14	399	331	67	811
K0FCR.....	105	343	317	7	772
W0SCA.....	12	378	370	8	768
W7PGY.....	15	343	324	19	701
W3VR.....	87	293	288	9	677
W9JUJ.....	55	332	254	28	669
W4TAV.....	12	333	293	9	647
W6KYV.....	52	299	26	270	647
K2WAO.....	22	307	269	38	636
W2JOA.....	48	307	202	16	573
W6YDK.....	41	253	145	112	551
W4PPF.....	14	292	234	4	544
W8SRF.....	0	267	229	38	534
W4WHC.....	497	17	4	9	527
W6SWP.....	27	250	166	73	516
W7CZX.....	10	249	222	23	504
Late Reports:					
W3CUL (Aug.)...	279	3642	2706	927	7554
W0HKE (Aug.)...	156	1282	1572	19	3029
KA7RC (Aug.)...	65	473	408	85	1011
W4TAV (Aug.)...	17	359	312	30	718

BPL for 100 or more *originations-plus-deliveries*:

K5NRX 220	W9SWM 112	W9LHB/0 104
KA2KS 124	W1AW 107	
K5WBA 114	W8RO 107	

The BPL is open to all operators who report to their SCM a message total of 500 or more, or 100 or more *originations-plus-deliveries* for any calendar month.

• All operating amateurs are invited to report to the SCM on the first of each month, covering station activities for the preceding month. Radio Club news is also desired by SCMs for inclusion in these columns. The addresses of all SCMs will be found on page 6.

ATLANTIC DIVISION

EASTERN PENNSYLVANIA — SCM, W. H. Wiand, W3BPJ — SEC: IGW, RM: AXA, PAM: PYF, E. Pa. Nets: 3610, 3850 kc. Eastern Pennsylvania regrets the passing of PSH, who was killed in the accidental crash of a private airplane Sept. 25th near Line Lexington, Pa. Henry, the son of QV, was president of the Abington Township ARA and active on 20-meter phone and c.w. as well as the E. Pa. Net. May I express, for all of us, our most sincere and deepest sympathy to the Martin family in their great loss. York ARC now meets at the Naval Reserve training center, with LUD assuming the duties of president since the resignation of DJF. RAF, secretary, reports the Club had a very successful summer schedule including a 2-meter transmitter hunt, Field Day participation, and annual family picnic, while talks on various phases of amateur radio and electronics kept interest high during the summer club meetings. The DX Club elected the following new officers to serve for a term of one year: DWA, pres.; GHS, vice-pres.; SDE, secy.-treas. The Pottstown ARA just missed having its annual picnic during the heat wave, and with temperatures in the lower 60s a chilly time was had by all. The Phil-Mont Mobile RC reports several new members: LEJ, VCY, TMY, and VCE. During the Club's last transmitter hunt, nobody could find the hidden transmitter, with DSG doing the fine hiding job. OY, secretary of the Lancaster KTS, reports George Hart, National Emergency Coordinator, addressed a special meeting of the LRTS on the service aspects of amateur radio and civil defense. Eight mobile units of the club provided communications for the County Fire Police participating in a c.d. drill held at York, while the 2-meter emergency net of Lancaster provided the county with communications during the State-wide c.d. drill Oct. 6th. The Hilltop Transmitting Assn. of Red Lion, the new radio club mentioned in this column last month, has a most significant name, being located 950 feet above sea level. IMV's 15-year-old YL, passed her General Class exam and now is WUH. Her first contact was a D1A on 20-meter phone. TEC graduated from Novice to General Class and now is active on all bands. BES still is adding new countries to his now FB list. Traffic: (Sept.) W3CUL 5839, VR 677, BFF 177, ONA 117, NOK 92, BIP 49, AXA 47, GES 44, KAG 35, TSY 31, PDI 30, UWP 24, QOL 19, QLZ 18, TEJ 18, SHP 14, UOE 14, VN 12, PVY 9, DUI 7, AEO 5. (Aug.) W3CUL 7554, SSU 10, QLZ 8, ELI 5, BES 3.

MARYLAND-DELAWARE-DISTRICT OF COLUMBIA — SCM, Arthur W. Plummer, W3EQK — On Sept. 25th the Eastern Shore Amateur Radio Club was organized by about 80 hams and would-be hams from the Eastern Shore of Maryland and Virginia and the Delaware Counties of Newcastle, Kent, and Sussex. The meeting was attended by 27 hams, including your SEC W3PRL and the SCM, SBR of Bridgeville, Del., was elected pres.; TCQ, of Seaford, Del., vice-pres.; and FU, of Denton, Md., secy.-treas. A steering or activity committee of PVO, DOG, and BM was named to assist the club officers. CDQ has returned from her European trip and reports while over there she worked W3WV from ILER, Milano, Italy, on 20-meter c.w. HC now is ready for traffic nets. WN3VOZ/VOZ, Tech. Class, has a BC-788 on 420 Mc. AYS is up to 156 countries with 30 watts. His latest — CE0AA, Easter Island! BM, who is about the most active station on the Eastern Shore of Maryland, expects to go mobile soon. Jerry is Worcester County EC, OBS, OPS, ORS, and OO Class III and IV. The first October meeting of the BARCS saw FQR and HKJ speaking on transistors and single side-band. WN3WAF worked his first Georgia and New Hampshire stations. HC is ready for net work. The State of Maryland c.d. amateur radio station call is WPB. BWT/AKB report the MDD Net is running fine. HKS has his Lysox going great guns again. Gates, at USA, reports plenty of activity in ESN and MDD. WKB is a new ham at Foxville on 20 and 40-meter c.w. The S.E.T. held at Hagerstown Sept. 13th in conjunction with

the Red Cross and CIQ-CSX/M, RAH/M, SKN/M, SQA/M, TJV, and VAM was very successful. CIQ handled the direction of activities by land line from Red Cross Headquarters and was patched into CJ's transmitter while mobile units handled traffic at the hospital, fire department, and telephone company headquarters. ARA set up a message center at the Hagerstown Fair Sept. 21st through Sept. 26th under CIQ's. Those participating were CIQ, CSX, EHA, NZT, OXL, OYX, RAH, RFL, RIF, RVN, SCC, SKN, SQA, TJV, VAM, and WN3WTO. VQZ is newly-appointed OO, Class III-IV. ASE has been at Perrin AFB, Sherman, Tex., where he operated K5FEO, MCG, back from the Arctic Regions, again is active on 40 and 80 meters. WN3WVK is a new call at CARC. MCG has been very busy at K5WSP. The Washington Mobile Radio Club Hamfest held at Palisade Park Oct. 4th was a howling success. MARS had the 4USA mobile 600-watt job on hand which attracted a lot of interest. At the first October meeting of the BARCS FQR spoke on the subject of transistors. He was accompanied by GHX and HKJ, who gave a good bit of information on s.s.b. PZW is back in the States from Northern Greenland. WSE is active in NLI, 3RN and TAN. VAA reports into MDD, 3RN, and EAN. ONB is new manager of 3RN. HC reports new HQ-140X and vertical for 20, 40, and 80 meters. QFC reports his classes at George Washington are QRMMing his net skeds. FEB is working on postwar DXCC with half confirmed so far. KMA is building 500-watt Pi-network final with 4-125A. EQK manages to be heard on MEPPN with 28 watts mobile and 52 ft. piece of wire hooked to the end of the mobile whip and tied to a tree branch. JTK and RNY are new ORS appointees and JTK is OO Class III-IV. Traffic: (Sept.) W3USA 1264, PZW 377, CWF 209, WSE 107, COK 75, JE 66, VAA 62, QCB 56, CQS 23, AKB/BWT 22, MCG 21, ONB 21, JZY 15, QFC 12, NOB 7, EEB 6, OYX 5, NNX 4, HC 2. (Aug.) W3BM 101, CQS 20, HC 2.

SOUTHERN NEW JERSEY — SCM, Herbert C. Brooks, K2BG — SEC: UCV. Nine stations holding appointments in the section reported their activities on Form 1 this month. I would appreciate reports from all appointees each month. BAY reports that the 50-Mc. boys still are keeping their weekly skeds and are doing a fine job. ZYW expects to QNI more nets with the coming of the winter season. ZQ made 55 contacts using 5 watts on 147 Mc. in the recent V.H.F. Contest. ZI expects bigger and better things with a new transmitter feeding a new all-band off-center-fed antenna. Ed is very active on ham and MARS frequencies. RG, NC of the C.V. New Jersey Civil Defense Net, continues to keep the weekly drills interesting and instructive. ORA, our OES, active on 50 Mc., raised the old beam to a greater height and added a new rotator. I also am indebted to ORA for a fine report of his activities. The SJRA monthly publication, *Harmonics*, and the Hamilton Twp. Radio Association's *Sentinel* are a great source of information on the activity in the section. If there are other similar papers in the section, please place your SCM on the mailing list so that he can do a better job of reporting. Traffic: K2WAO 636, W2RG 105, ZVW 89, ASG 16, ZI 6, ZQ 6, HAZ 3.

WESTERN NEW YORK — SCM, Edward G. Graf, W2SJV — Asst. SCM, Jeanne Walker, W2BTA, SEC: UTH, RM: RUF, PAM, GSS. NYS meets on 3615 kc. at 7 p.m., 3980 kc. at 6 p.m.; NYSS on 3595 kc. at 8 p.m.; NYS C.D. on 3509.5 kc. and 3993 kc. at 9 a.m. on Sun. SLE of FCC, spoke at the NYS Convention. ZHU is mobile on 2 meters. DHU, ISI, AZA, and K2BNC dropped the "N" from their calls. New ECs: GLX for Saratoga County and VDF for Washington County. FE has finished de-TVing the rigs. UHI was auctioneer at the KBT auction. K2BNC has HQ-129X, HSI is on 75-, 40-, and 10-meter phone. ZPC and KN2DGP are on 80-meter c.w. UTH made an SEC trip through Northern New York. K2AHH/2 added another audio stage to the Viking II. The Erie County AREC Net now operates on four frequencies. The Broadcasters Net now operates on 7090 kc. at 10 a.m. Sun. Contact SVC for details. K2EE, who has held a license continuously since 1910, is back on the air. QNA has a temporary four-element 2-meter beam up. RUF toured the western states and New Mexico. New officers of the Niagara Radio Club are UMS, pres.; SYM, vice-pres.; OVP, secy.; RLN, treas. New officers of the Binghamton Amateur Radio Assn. are VIQ, pres.; UWD, vice-pres.; FJB, secy.; RXG, treas. SCY now is with VOA. SEG has a Viking. SVC will take traffic from the BC Net to NYS. DOD worked CE0AA, Easter Island. Directors 20BU, 3GEG, and 8SPF were present at the NYS Convention. The TCPN presented BTB with a plaque for her devotion to amateur radio in traffic handled for servicemen and their families and emergency traffic. Presentation was made by ISJO, Net Manager. PBA and PHT walked off with prizes at the RARA DX-Fest. New

officers of the RARA v.h.f. group are ALL, pres.; VIE, vice-pres.; AKM, secy.-treas. YIE has 10/10 beam on 2 meters. YUE is mobile on 2 meters. ALL gave a talk on new tubes and 420-Mc. converter at the v.h.f. meeting. The Rochester Mobile group held a hidden transmitter hunt, with YPR the winner. The Novice traffic net operates on 3720 kc. at 10 A.M. Sun. and 5 P.M. Tues. MSI is NCS. ORI spoke at the RARA v.h.f. meeting on the application of noise generators. CZT attended the ARRL Convention in Houston. CRD, the official Red Cross station in Syracuse, is linked directly to Washington, D. C. with teletype. OLI has an 8-40 receiver, 8AG7-807 transmitting at 45 watts on 80- and 40-meter c.w. QQ has an HQ-140X. Traffic: (Sept.) W2ZRC 163, HKA 107, COU 84, OE 68, BNC 65, EMW 51, KBL 35, UTH 34, SJV 27, IPC 22, RGF 19, K2DQ 18, W2RIJ 13, ZHU 6. (Aug.) W2KEL 12, SVC 10. (July) K2AAH/27.

WESTERN PENNSYLVANIA — SCM, R. M. Heck, W3NCD — SEC: CA. RMs: NUG, GEG, UHN, PAMs: AER, LXE, I am happy to report that several applications for AREC have been processed since last month, but we still need many more, especially in active and organized groups, one member of which I will be glad to make the EC. Let all active clubs form such a group for their particular county or community. Send for full information to our SEC (see Oct. QST page 72). He will be glad to assist you in your planning. The BARC, Emporium, through TCP, the new correspondent for *The Bucktail Hamster* sends the latest news: Newly-elected officers of the BARC are W3VEE, pres.; RVS, vice-pres.; TCP, secy.; 2QLR, treas.; and 3OLB, sgt. at arms. NMJ has been appointed program chairman. KUN has a new vertical radiator. PTU is working mobile on 40 and 75 meters. RMX also is mobile. DNO is now a resident of Chicago. TYC and IIX are working on new equipment. From the SCARC we hear of the plans for winter activities beginning with officer elections and that big kw. on 2 meters just as soon as RXT and his advisors get the bugs removed. We are glad to hear that NRQ has recovered from a recent illness and is back in circulation. The MCRA has changed its club meetings to the 2nd and 4th Wed. nights each month, and extends an invitation to all amateurs to come and join in the activities. The WPA Traffic Net is back on 3585 kc. Mon. through Fri. at 7 P.M. EST. NCSs are as follows: UVD, NUG, LXQ, UHN, and SIJ. Net certificates were issued the following: AAX, GEG, KNQ, KUN, KWL, LXE, LXQ, MEF, MIE, MIZ, NCD, NRE, NUG, SIJ, UHN, and UVD. Let all who can join this net if only regularly once a week; it will give our section that much more coverage. Traffic: (Sept.) W3GEG 114, UHN 27, AER 20, SIJ 20, CA 17, KUN 11, LSS 10, NCD 10, NUG 6, MIZ 5, KNQ 4. (Aug.) W3NRE 153, GEG 80.

CENTRAL DIVISION

INDIANA — SCM, Clifford C. McGuyer, W9DGA — I would like to take this opportunity to thank you for giving me the honor of serving as your SCM for the past two years. Thanks to LOs LZL, TT, BKJ, DOK, NTA, JUJ, JBQ, WWT, QLW, and YWE; also to those who reported regularly. Your new SCM is BKJ. Mail reports to George Graue, 824 Home Ave., Ft. Wayne. OGX replaced his screen modulation with 811 Class B modulators. PPS and STC have a cabin at Flat Rock. VNV has 10 watts on 3910-kc. mobile. SWH received an RFN certificate. PQA has a new Viking. The DARA has a station at the local high school under the calls DUK and YUE and also a code class for students. JUJ has dropped most of her traffic schedules, but will stay on QIN and CAN. BDP is an old-time Morse operator. DKR reports the Kokomo Club has a code theory class for newcomers. WIN has a new 75A-3 receiver. The Mobile Amateur Radio Club of South Bend has affiliated with ARRL. BPLs this month include NZZ, JUJ, and SWM. YWE joined MARS and is taking his traffic on a mill. KLR visited the New England states. CMT has a new folded dipole antenna. NTR has a code class with 40 students. HDB got married. DHJ finds 80 meters very good early in the morning. IFR has a new shack. KLR worked 148 stations in 12 states in the last V.H.F. Contest. SWM is working DX on 40-meter c.w. WN9YIG has worked 42 states. WN9ZSK has a new Heath transmitter. New Novices in Martinsville are ZSK, ZRS, and ZRC. TT vacationed in Wisconsin. JBQ handled the S.E.T. for the RFN Net. BKJ reports FWRC S.E.T. activities were down from last year. DGA and UHV were delegates from TARS for IRCC at Wabash. KDV has moved into a sound-proof shack in the basement. KDV ranked 9th in the nation in the July C.D. Phone Party. DUD is working on 813 rig. BKJ visited QYQ, BOC, KDV, and NTA. NH has a new Viking and worked ZLIWW and VP4LZ on 100 meters. NH also is WAS on 160 meters. LQE still is the most active OBS. The TARS Annual Hamfest found 144 registered. PQR, UHV, and FJI made all arrangements and should be congratulated on a fine job. JFJ is in the printing business. EZB reports the Richmond Club held a successful mobile drill in cooperation with the police and fire departments. EUC and BOF have new cars. BKJ is rebuilding. NH received a microphone from his XYL for his birthday. SWM won a soldering iron at the Cincinnati Hamfest. New appointments this month include WIN and NH as OPS; ZSC, EC for Henry County; RDJ,

EC for Vanderburgh County; JVF, EC for Hancock County; and JIP, EC for Hamilton County. WBA is station manager for AB. ZIB has a new all-band Viking mobile rig including 2 meters. Traffic: (Sept.) WN9ZZ 872, JUJ 669, SWM 447, YWE 348, TT 294, UQP 94, QYQ 93, ERB 88, NTA 70, AB 52, STC 46, DHJ 40, DOK 40, UMS 38, SKP 36, OIX 32, LZI 26, VNV 26, PPS 22, CMT 20, FYM 20, LQE 18, STW 18, WBA 18, DKR 10, BDP 8, ZIB 4, KDV 3, DGA 2, IFR 2, QWQ 2, KLR 1, NH 1, NTR 1, WIN 1, YVS 1. (Aug.) W9OGX 50.

WISCONSIN — SCM, Reno W. Goetsch, W9RQM — SEC: OVO. PAM: ESJ. RMs: MQV, UNJ. Nets: (WIN) 3625 kc. 7 P.M. Mon.—Fri.; (BEN) 3950 kc. 6 P.M. daily. State mobile and c.d. frequency: 29,620 kc. VBZ uses a Viking I with VFO, and an NC-125. Net certificates (BEN) were issued to VBZ and WIR. VKR built an 811 modulator for 'phone operation. A new club has been formed at Globe-Union in Milwaukee and includes LCD, pres.; VYX, FSZ, VTZ, GNW, YAX, OQF, and WNs WZL, ZCH and ZGL. IXA is NCS on TLL-9RN Mon. OOF is building a 4-125A final with variable inductance tank. SDK expects to have antennas back up for the winter. NWRC held its annual banquet at Eau Claire Sept. 24th. TKY has Elmac transmitter and Gonset Super Six converter for mobile operation. WN9ZAD had 58 contacts in 5 sections in the last V.H.F. Contest. The N.E.W. V.H.F. Club has started a net on 146.25 kc. with ZJA, OPA, UMJ, GFL, WN9ZLX, and WN9VGL participating. A heavy schedule at school prevented UNJ from making BPL. KXK is working DX again with the benefit of a new three-element 20-meter beam. WN9AEM took his General Class exam. CGO is back in Antigo following his release from active duty in the Navy. IZE/M has been checking into the BEN from Nebraska. New appointments: RKT as EC, VKR as OBS, and LGR/9 as ORS. EWC, ANM, APU, NRP, and SZL renewed EC appointments. OVO has a new Elmac receiver for mobile operation. VKR ran up 3800 points in the W/VE Contest. Traffic: W9LGR/9 392, MQV 334, UNJ 201, CXY 185, VBZ 170, RTP 80, ESJ 63, SAA 24, GMY 19, RQM 14, KWJ 12, VKR 11, CFP 10, NUW 8, IFS 6, FCF 4, IXA 2, VYX 2.

DAKOTA DIVISION

SOUTH DAKOTA — SCM, J. W. Sikorski, W0RRN — Asst. SCMs: Earl Shirley, 0YQR, and Martha Shirley, 0ZWL. SEC: GCP. PAMs: UVL and NJQ. RM: OLB. The Prairie Dog ARC, Sioux City (Iowa) ARC, and Sioux Falls ARC held a joint picnic at Union County State Park. OLB has a new modulator, running TZ4Os. NGM is moaning over a blown HV transformer. K0FCR made BPL the third month in a row. NEO is newly-appointed OPS and OBS. The newly-organized Black Hills 75-meter net (3885 kc.) meets daily at 1700 MST and Sun, and holidays 1230 MST. OJQ, HWB, and QEK are NCSs. FCR has moved to a new location at Ellsworth AFB. OJQ is building an 813 rig with 811 modulators, and QEK is going wild with grounded grid amplifier with 833A. The SFARC has acquired a new 2.5-kw. emergency generator through the efforts of WN00OZ. O0Z has completed the 75-watter in Dec. '52 QST. Traffic: K0FCR 772, W0OLB 199, OJQ 164, PHR 67, NEO 29, QEK 22, BNA 17, NGM 2.

MINNESOTA — SCM, Charles M. Bove, W0MXC — Asst. SCM: Vince Smythe, 0GGQ. SEC: ZDU. RM: OMC. PAMs: JIE and UCW. SZJ now is mobile using a BC-457 and running 50 watts input. K6EA/0 is back on the air at Bemidji. Transmitter hunts are again in full swing in Minneapolis with the coming of winter activities. WN0QDP and WN0QDR are new Novices in Winona. HBE is planning high power using a 4-125. The St. Paul Radio Club, Inc., of St. Paul, is sponsoring code and theory classes at Room 108, Mechanical Arts High School, between 7 and 9 P.M. Wed. The MJN now can boast of having a YL as co-manager. She is Lydia, KJZ. The Net Manager of the MSN C.W. Net is looking for new outlets in Southern Minnesota. He also would like news of station activities for the net paper, the *Trumpet*. Mail all news to DQL, the publisher. CSG is the new Asst. SEC. Anyone having an EC certificate that needs endorsing, please send it to Bob Coons, ZDU, in care of Northern State Paper Co., 51 So. 5th St., Minneapolis, Minn. The Mobile Amateur Radio Corps is setting up a complete radio station at the civil defense headquarters in Minneapolis. This equipment will consist of a new Collins 75A-3 and a 3Z-3. GVA has entered the service of our country. Traffic: W0HFF 188, UCW 128, DQL 126, CGX 51, K6EA 40, W0DYD 33, TJA 31, HUX 25, HNV 23, IKJ 20, OMC 18, KFN 16, GTX 15, BUO 14, TKX 13, CGQ 12, EQS 10, HBE 10, KTLJ 10, OPA 10, KMI 9, HAH 5, EMH 4, PFU 4, JNC 4, LUX 4.

DELTA DIVISION

ARKANSAS — SCM, Fred Ward, W5LUX — Things are about back to normal after the summer low. We have one BPL certificate going to K5WBA, and RWJ just barely missed one. The S.E.T. was responsible for a lot of activity and next year we should have our plans perfected with

(Continued on page 84)



Buy Christmas Seals

★
Merry Christmas
and
Happy New Year

from NATIONAL COMPANY

- | | | | |
|------------------------|-------|-----------------------|-------|
| C. L. Gagnebin..... | W1ATD | Ralph Hawkins..... | W1OEX |
| Herman Bradley..... | W1BAQ | John Prusak..... | W1OPT |
| James Ciarlone..... | W1BHW | William Bartell..... | W1PIJ |
| Calvin Hadlock..... | W1CTW | Charles Coyle..... | W1PME |
| Seth Card..... | W1DRO | Harry Paul..... | W1PMS |
| Frank Bartlett..... | W1EU | Hyman Kana..... | W1PSJ |
| William Osborne..... | W1EXR | Raymond Jordon..... | W1QIU |
| George Ringland..... | W1EYZ | S. W. Bateman..... | W1RX |
| Dave Smith..... | W1HOH | William Sullivan..... | W1RYE |
| Vincent Pelrine..... | W1HOX | Redmond Sheets..... | W1SYA |
| Vincent Messina..... | W1HRW | Frank Finnegan..... | W1TAO |
| Joe Rossi..... | W1HXY | Ted Smith..... | W1TPB |
| Edmund Harrington..... | W1JEL | William S. Doyle..... | W1TV |
| Gustave Jacobson..... | W1JDG | Henry L. Flood..... | W1TVY |
| Victor Rossi..... | W1JHI | Frank Santangelo..... | W1ULB |
| Alfred Zerega..... | W1JMK | Bob Snowman..... | W1VXE |
| Robert Williams..... | W1KOX | Domenic Demarco..... | W1WTS |
| Victor Jarvis..... | W1KKQ | Dick Gentry..... | W2AEK |
| Frank Lopez..... | W1KPB | Edward Braddock..... | W2BAY |
| John Stanley..... | W1LFF | Carroll Banfield..... | W2BLS |
| Leo Green..... | W1LML | Arthur Stengel..... | W2JZH |
| Frank Waden..... | W1LNV | Arthur H. Lynch..... | W4DKJ |
| Richard Thurston..... | W1MFZ | Everett Chapman..... | W4OIM |
| Sam Beverage..... | W1MGP | J. E. Joyner, Jr..... | W4TO |
| Thomas Benard..... | W1MLL | Andrew H. Elsner..... | W6ENV |
| Victor Penney..... | W1MTS | Herb Becker..... | W6QD |
| Ralph Hemeon..... | W1MWX | Arle H. Anderson..... | W7LPN |
| Donald Poulin..... | W1MXC | Clyde Schryver..... | WØRPE |
| Dexter Atkinson..... | W1MYH | Robert Lundeen..... | WØVVX |
| Martin Oxman..... | W1NYU | | |

★ It is a privilege to reproduce the 1953 Christmas Seal of the National Tuberculosis Society as a token of our contribution




ADVERTISEMENT



Just in

TWO

SWR BRIDGE




Provides accurate measurement of standing wave ratios to insure most effective use of a low pass filter and antenna coupler for ultimate in TVI suppression. 52 ohms impedance can be changed to 70 ohms or other desired value. Equipped with SO-239 connectors and polarized meter jacks. 250-24 SWR Bridge, \$9.75 Amateur Net.

JOHNSON KEYS



Practice sets, semi-automatic, standard, and practice keys. Semi-automatic models adjustable from lowest to highest speeds. Standard and practice keys feature coin silver contacts and operate with a light keying touch. \$1.45 to \$21.00.

VIKING MOBILE KIT



Power packed mobile. 807 amplifier, 60 watts maximum input, 100% amplitude modulated with PP807's. Gang-tuned, band-switching, 5 bands (75, 40, 20, 15 and 10) with VFO provision. Series tuned output links... solve loading problems. Dash mounting—easily accessible—Illuminated meter. 240-141 Viking Mobile Kit Complete, less tubes, microphone, power supply and antenna, \$99.50 Amateur Net. Also available wired and tested.

VIKING II TRANSMITTER



TVI suppressed. All amateur bands from 10 to 160 meters. 100 watts phone output, 130 watts CW. Instant bandswitching—VFO input provision—dual power supplies. All stages metered. Pi-network coupling output amplifier. Self contained—no plug-in coils. 100% amplitude modulation. 240-102 Viking II Transmitter Kit, complete with tubes, less crystals, key and mike. Amateur Net \$279.50. Available wired and tested, \$337.00 Amateur Net.

JOHNSON BI-NET




Dual mobile antenna loading network for 10 and 20 meter amateur bands. Mounts in center of standard mobile whip—enables operator to change bands in motion. Operation is completely automatic, no relays or mechanical control required. After initial adjustment, BI-NET requires no further attention. Enclosed in streamlined, weatherproof plastic housing—equipped with 3/4"x24 female threads for antenna mounting. Size, 4 1/4" high, 5 3/8" long, 2 3/8" width, weight 14 oz. 250-22 Johnson "Bi-Net" \$10.95 Amateur Net.

JOHNSON ROTOMATIC ROTATOR




All-weather antenna rotator designed for rugged service. Light weight cast aluminum housing with 1/16" steel rotating table. Unit tilts for simplified beam adjustment. Safely supports dual beams weighing up to 175 pounds. Reversible 360° rotation. Slip rings handle up to 2 1/2 KW. Assembly includes control box with selsyn operated, illuminated dial. Controls, rotation switch, power switch and antenna relay switch. 138-112 Johnson Rotomatic Rotator, \$324.00 Amateur Net.

JOHNSON "MATCHBOX"



"Matchbox" loads an almost infinite variety of antennas from 3.5 to 30.0 mcs. Matches balanced antennas from 25 to 1200 ohms resistance. Loads unbalanced, or single wire antennas of approximately 25 to 3000 ohms resistance. Tunes out large amounts of reactance. Self-contained antenna changeover relay. Bandswitching—front panel controls—no internal adjustment required to change bands. 250-23 Johnson "Matchbox", assembled, wired, tested, \$49.85 Amateur Net.



JOHNSON SIGNAL SENTRY

Designed for monitoring either CW or phone signals without regard to operating frequency, the JOHNSON Signal Sentry is energized by transmitter RF. Receiver audio muted for break-in operation. Unit may be used as a code practice oscillator, with slight modification. Size: 3 7/8" x 3 5/8" x 3 3/4". Tubes required, but not furnished: one 12AX7 and one 12AU7. Weight: approx. 3 pounds.

250-25 Johnson Signal Sentry, completely assembled, less tubes; installation instructions included.

\$14.70 AMATEUR NET

VIKING MOBILE VFO




A diminutive variable frequency oscillator designed specifically for mobile use. Compensated for an extremely wide range of ambient temperatures, the JOHNSON Mobile VFO is only 4"x4 1/4"x5". Output is sufficient to drive any straight pentode crystal stage as an amplifier. Circuit design, rigid construction, and heavy aluminum cabinet minimize frequency shift due to road shock and vibration. Tube line-up consists of a 6BH6 oscillator, 6BH6 isolation amplifier/frequency multiplier, 0A2 voltage regulator.

250-152 Viking Mobile VFO in complete kit form, less tubes; assembly and operating instructions included. \$29.45 AMATEUR NET.

Available factory assembled, less tubes; wired and tested, 250-152-2

\$44.95 AMATEUR NET.



VIKING VFO

Accurately calibrated for all amateur bands from 10 to 160 meters. Excellent stability, vernier tuning, clean keying, and perfect "break-in" on all bands. 240-122 Viking VFO kit complete, less tubes, \$42.75 Amateur Net. Available wired and tested, \$63.75 Amateur Net.

LOW PASS RF FILTER

Consists of four individually shielded sections, capable of handling more than 1000 watts amplitude modulated RF. Provides 75 db harmonic attenuation in the antenna circuit. SO-239 coaxial connectors, assembled and pre-tuned. 250-20 Low Pass RF Filter, \$16.50 Amateur Net.



time for Christmas...

NEW JOHNSON PRODUCTS!

Best buy of any season!

JOHNSON AMATEUR EQUIPMENT



Merry Christmas




E. F. JOHNSON COMPANY

210 SECOND AVE. • WASECA, MINNESOTA

CAPACITORS • INDUCTORS • SOCKETS • INSULATORS • PLUGS • JACKS • KNOBS • DIALS AND PILOT LIGHTS

THE RME DB-23 PRESELECTOR



"S" READING
WITHOUT PRESELECTOR



YOUR "S" METER TELLS THE STORY...

"S" READING
WITH DB-23 PRESELECTOR



The DB-23 provides a minimum gain of 25 db in signal strength. Weak signals become good . . . good signals pin the needle!

SUBSTANTIALLY IMPROVES PERFORMANCE OF ANY RECEIVER!

How many times have you heard a down-in-the-mud signal that you just couldn't copy? How many QSO's were "almost" 100% because the other signal just didn't have it? How many times have you wondered how the fellow down the street was copying a signal you couldn't even hear?

Here, at last, is a piece of electronic equipment that takes advantage of every single advance in the art of receiver gain . . . usable gain that can actually make previously unreadable signals stand out sharply above the noise. This amazing new preselector, the RME DB-23, will substantially improve performance of any receiver! Greater gain permits optimum use of mechanical, crystal or audio filters.

The RME DB-23 employs a unique application of high-gain low noise tubes. Three neutralized push-pull stages employing 6J6 twin-triode tubes are used in a novel combination of selective and wide-band if amplifiers. Minimum

gain of 25 db is provided throughout all ham bands from 3.5 to 30 mc with substantial image rejection. Signal-to-noise ratio improvement can be as much as 7.5 db over that of the receiver itself.

Necessary input terminals are provided to accurately match any type of standard antenna to the preselector. The DB-23 is completely self-contained with power supply. Cabinet finished in blue-grey. Small, compact and attractive. Comes complete with tubes, cable and instructions.

RADIO MFG. ENGINEERS, INC. ● PEORIA 6, ILLINOIS
RME DB-23 Preselector, A amateur Net Price \$49.50

RME

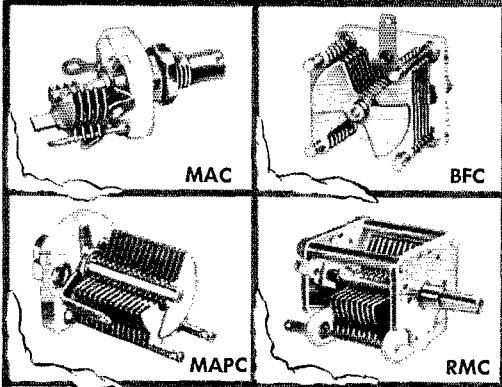
DIVISION OF

ElectroVoice

INSTALLATION of the DB-23 is accomplished by merely wiring in series with the receiving antenna and receiver. A band selector chooses the operating range and a peaking control is set . . . only once for average operation. There is a control position that permits straight through operation if desired. Once used, your RME-23 will go on with the filaments of your receiver . . . it's that good!

WRITE FOR RME EQUIPMENT RELEASE NO. 171

In Equipment You Build Yourself USE HAMMARLUND CAPACITORS



The Precision Components that give trouble-free service!


Here are the variable capacitors built by precision craftsmen with long experience, and with the knowledge that quality is the major requirement for good ham operation.

These components have been designed with the amateur and experimenter in mind since the first models were produced nearly 30 years ago.

Long, trouble-free service and continuous fine performance are assured when Hammarlund variable capacitors are used in your gear. You wire them in with the certainty that they will continue to function efficiently for the life of the set.

Have you received your copy of the new Capacitor Catalog? It lists Hammarlund's complete line of standard capacitors sold by responsible dealers from coast to coast.

SEND TODAY!



HAMMARLUND

THE HAMMARLUND MANUFACTURING CO., INC.

460 WEST 34TH STREET • NEW YORK 1, N. Y.

(Continued from page 78)

the civil defense well organized. The meeting at Jonesboro was attended by a good number and enjoyed by all. VTX set up at the Craighead County Fair and accepted messages from the public. They got a front-page picture in the local paper and did a fine job. ZZK is a new call at Siloam. DYF is now a married man. Hope he didn't sell the rig to buy the ring. DRW is surrounded with a forest of TV antennas and is keeping pretty quiet while he looks over the s.a.b. rigs, and farms for sale. VUL is the new EC for Clarksville. BGV and BQJ are new calls at Stuttgart. Traffic: W5RWJ 420, K5WBA 247, W5EA 21.

MISSISSIPPI—SCM, Dr. A. R. Cortese, W5OTD—You fellows didn't give me enough for a report last month, so I did not make one. The c.w. net meets every evening on 3795 kc. AMZ is NCS. TXK reports 25 members in a new radio club at Hardie Junior High in Jackson. The Hurricane Net has a flower fund. UTK is treasurer. The N. E. Mississippi Amateur Radio Club will meet at Legion Hut, Tupelo, Miss. the 1st Sun, in December starting at 12 noon. Bring your own lunch. We need more OOs in the section. 5YBG and YXZ have dropped the "N." ACS is president of the Gulf Coast Radio Club. SRT is DXing on 20 meters. OTD has a new mobile rig on 10, 20, and 75 meters. VMD's rig shorted out and burned. RIM is busy on MARS nets. QYX has a new shack. WZ has a new TVed exciter. If you fellows like these reports, let's have some news. Traffic: W5JHS 134, UTK 128, KYC 83, RIM 58, AMZ 24, BX 10, OTD 2, WZ 2, YBH 2.

TENNESSEE—SCM, Mark M. Bowelle, W4CXY/WLG—SEC: NJE, PAM; QT, RM: SCF. Phone net frequency, 3980 kc.; c.w. net frequency, 3635 kc. Day and night some of the gang can be found around the State net frequencies and your Tennessee traffic can be moved. For the opening month of the traffic season it looks like we are going to have a good year with 18 reporting and 3 making BPL. MQV is holding a fine T-55 transmitter that was purchased by the Tennessee Net gang for a handicapped amateur who has passed on. This rig is not for sale but MQV would like to have nominations for a handicapped person who you consider needs it. UWA is back at Tenn. Tech. and will cover the nets when his school work permits. LKG is working lots of DX with his new 20-meter beam. RBL is getting out FB with his new sky hook. BMI is new in Dresden. HFO has joined the 6-meter boys and UZY has gone back to U.T. ZJY is a new Cookeville man who, we predict, is going to make a mighty fine traffic man. Traffic: (Sept.) W4PL 1971, YIP 1183, PFP 544, OGG 218, AGC 148, OEZ 63, VJX 56, WQW 44, VUA 41, APC 35, UWA 34, ZJY 31, UVS 24, DTT 9, FLW 8, WJG 6, RET 4, HPA 3. (Aug.) W4OGG 130, VKE 82, 1VW 66, ZJY 30, OEZ 29, W5GOH/4 26, W4PHQ 18, TYU 16, RHO 14, BAQ 11, W5GJ 11, ZJA 9, RMJ 6, FLW 5, YRM 4, PMR 3.

GREAT LAKES DIVISION

KENTUCKY—SCM, Ivan C. Kelly, W4TUT—With the fall months here traffic is picking up on KYN and KFN. Morning Corncrackers are handling their part of it, too—mostly "grab as grab can." WEC still runs up those traffic scores; he also got his mobile going and is working up a 6-meter transmitter. He is trying to start a club at Fort Campbell. The Louisville Red Cross Net is back in operation. WNH now is OPS and ORS and mixing the new school year with DX. KKG is active again with dual 10-20 beam. WXL now is General Class. SBI still is trying to get his one-gallon on the air. DXer KZF is resting and sending code to a new jr. operator. TAV is full of school and traffic. AHL is farming and working nights but sometimes makes the Corncracker Net. JUI still is building frequency measuring equipment. UWA now is in college after the E.E. degree. WN4ZTK, W4CAB, and WBL are new AREC members. SKEL, who was made happy by Kentucky and neighboring hams, says, "Thanks, gang, you are all wonderful guys." QJU has swelled new roof-top vertical. Traffic: (Sept.) W4TAV 647, WBC 527, YZE 90, SBI 50, UWA 34, WXL 17, WNH 10, JPP 8, AHL 4, KZF 4, JUI 2. (Aug.) W4TAV 718.

MICHIGAN—SCM, Fabian T. McAllister, W8HKT—Asst. SCMs: Bob Cooper, W8AQA; Jos Beljan, W8SCW; Mickey Wilds, W8CPB. SEC: GJH. New appointment: FSZ as OPS. Fall weather ushered in more activity on the nets, but there is still room for improvement. Especially needed are reliable stations to take a turn as NCS. New officers of the Genesee County Radio Club are FPO, pres.: YKW, vice-pres.: KJZ, secy.: JAX, treas. The Blossomland Amateur Radio Club elected JFW, pres.; NSA, vice-pres.: ORM, secy.-treas. The Great Lakes Net now operates on Mon., Wed., and Fri. at 7:30 p.m. EST as a "call-in" net. HML, LLL, and AHV are NCS, with HMX, ISE, and 9KOY as Alternates. Two-meter activity has been high with the Genesee County boys, and they have staged a couple of successful transmitter hunts. The gang in the Huron Valley Club came up with something new. Last year they cooperated with the local police in Ann Arbor by furnishing Halloween prankster mobile patrols. The idea went over so well that they repeated it this year. Careful, fellows, this may lead to a Goblin Net, with wrist-watch mobiles! SJF is sporting a new Viking II. Wonder if SCW will get to use it too! EGI got a change

(Continued on page 86)



HINT NOW For a New HQ!

for year 'round better reception!



The "HQ-140-X"
Communications Receiver

The receiver that belongs in every Ham's shack!

Whether your "HQ-140-X" receiver comes as a gift, or you buy it for yourself, you can be sure it will give years of reliable, quality performance.

Its many outstanding features are evidence that it was built for those who appreciate professional standards. Extremely accurate frequency setting is achieved because of the HQ-140-X's carefully calibrated bandspread dial. The Hammarlund patented 455 Kc crystal filter and phasing network makes it possible to change bandwidth without the slightest detuning.

The separate oscillator (6C4) and mixer (6BE6) contribute to the high degree of oscillator stability.

Low-loss tube sockets, ceramic bandswitches, temperature compensating capacitors, zero temperature coefficient ceramic trimmers and a bi-metallic compensating plate all keep frequency drift to less than 0.01%, from the lowest frequency (540 Kc) to the highest (31 Mc).

These are examples of the many features that make the "HQ-140-X" the receiver that belongs in every Ham's shack.

Detailed information and specifications on this fine receiver are available in a new 2-color brochure just off the presses. Write for yours today. Ask for Bulletin N40.



HAMMARLUND

THE HAMMARLUND MANUFACTURING COMPANY, INC.

460 WEST 34TH STREET • NEW YORK 1, N. Y.

Mid-West Sales Office: 605 N. Michigan Ave., Chicago 11—Export Office: 13 East 40th St., New York 16, N. Y.

USE RAYTHEON

RELIABLE SUBMINIATURE TUBES

RELIABLE MINIATURE TUBES

GERMANIUM DIODES

TRANSISTORS

NUCLEONIC TUBES

RECEIVING AND PICTURE TUBES

MICROWAVE TUBES

Buy Through Your Raytheon Tube Supplier

RAYTHEON

Excellence in Electronics

RAYTHEON MFG. CO.

RECEIVING TUBE DIVISION
NEWTON 58, MASSACHUSETTS

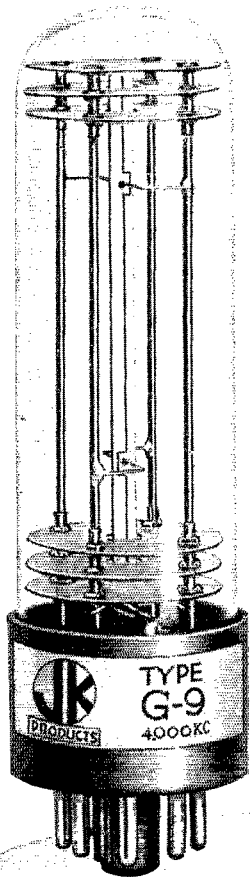
in working hours and it upset both his family skeds and his network skeds. FX writes about a dream of a vacation in New England; he attended the New Hampshire ARRL Hamfest and other club meetings and didn't win a thing. What a dream! GTM has moved into town and is looking for a good vertical requiring no guys, something that will go on the 2 x 4 lot. We haven't seen the reports on the Simulated Emergency Test yet, but from the sound of things it went over well. In our own corner of the State we had a minor actual test. A car plowed into a ditch right near the SCM's home. The incident was reported to MAI, located in the County Jail. The sheriff got the word immediately, but the first car on the scene was SCS operating mobile. Note to appointees: Please look at the appointment date on your certificates and mail them in to the SCM for endorsement before expiration. Traffic: (Sept.) W8RTN 147, URM 142, NOH 112, NUL 87, JYJ 66, IKX 57, QIX 46, FSX 30, IV 26, SPF 23, HKT 21, SCW 17, AHV 15, CPB 15, SWG 15, EGI 12, HSG 7, FX 6, ZLK 6, AQA 5, FGB 5, GTM 4. (Aug.) W8ELW 135.

OHIO — SCM, John E. Siringer, W8AJW — Asst. SCMs: C. D. Hall, 8PUN, and J. C. Erickson, 8DAE. SEC: UPB, RMs: DAE and PMJ. PAM: PUN, BPL was made by RO and SRF, while UPB, our slugging SEC, racked up quite a healthy total. New appointments were issued to the following: MQR as OBS; HFE and SMA as OPS. The big event of the month was the Cincinnati Stag Hamfest with an official attendance of 655. It was a well-organized and interesting event. The Ashland Amateur Radio Club now is officially an ARRL Affiliated Club. A new group, the Cleveland V.H.F. Radio Club, meets every 3rd Mon. at the West Side YMCA. JLI is pres. and DOG secy.-treas. VRK, recent winner of the Avon Lake Fishing Derby, is seriously ill. We wish Max a speedy recovery. NGW has resumed his position as W8 QSL Manager and LJS has left to take up residence in Florida. Norm did a swell job during his two-year stretch and Walt, of course, gave us good service during his previous managership. Congratulations to SPF, who again is our Director, and to EYE, our new Vice-Director. Also thanks to WZ, our ex-SOM and retiring Vice-Director. WE's XYL received her Novice ticket, WN8OTK, and already has QSOed 9 states in broad daylight on 3.5 Mc. OUK is a new amateur in Dayton. JAR, the teen-age traffic whiz, is building a 4-125A rig. We are pleased to learn that DAE's XYL, who recently underwent an operation, is coming along nicely. YGR worked all eight sections in the WVE Contest. IFX is the Wednesday NCS of BN. DG is rebuilding p.p. 813 'phone transmitter bandwidth for 75 and 160 meters. DL reports HGH is not in Japan, as reported in Oct. QST. Wonder who started that rumor? HRN advises that MQR won the SVARC QSO Contest Trophy. AJH, Cuyahoga County EC, reports that 78 amateurs, including 46 mobiles, participated in the S.E.T. on Oct. 3rd and that 88 amateurs were active during the county-wide c.d. drill of Oct. 7th. We note that Ohio is more than holding its own in 8RN. Seems as how the Buckeyes are becoming more and more traffic-minded. The Canton bulletin informs us of two new Novices in their area, OJW and OJZ. The picnic on Sept. 20th produced an encouraging turnout. Dayton's HF Carrier relates that ZFO has resigned as EC; the Club's nominating committee for the coming election is composed of ZIM, PTF, AQT, DPW, and LJJ; and the Club's fall picnic of Oct. 4th produced a large gathering. The Hamilton bulletin states that new Novices in town are OFL, OFK, and OUD; SMA will be the area's AEC; and MDY received his Tech. Class license. Ham Flasher, which covers the Youngstown Area, says that KAO is attending Capitol U.; KCA is residing in California; IKK has been commissioned 2nd lieut. in Electronic Ordnance; and DQH is home from Japan. The Springfield Q-5 lists newly-elected club officials as HBJ, pres.; GLT, vice-pres.; YAC, secy.; OKB, treas.; and JRG, editor. Toledo's Shack Gossip mentions that CRA's son is stationed in Japan; MBI is awaiting her General Class ticket; SPU's daughter, Virginia, is OSD and the young lady is keeping the teen-age wolf pack on the prowl on 75 meters; and a sad note records the passing of LJJ. Our sincere sympathy to his family. Traffic: (Sept.) W8SRF 534, UPB 341, FYO 299, DG 270, RO 217, GDB 179, HNP 136, DAE 134, IFX 133, AMH 65, AJH 60, LMB 48, CTZ 37, WE 35, KNX 31, BN 28, AJW 24, AL 22, DL 20, LJJ 16, NYY 16, TLW 14, HRN 12, HUX 11, KZM 11, WRL 10, UZJ 9, HOX 8, ET 7, RN 7, THJ 7, AQ 6, UPI 6, BLS 4, PUN 4, WYL 4, YGR 3, CUD 2, HZJ 2. (Aug.) W8LMB 38, AMH 25, JAR 18, GZ 10.

HUDSON DIVISION

EASTERN NEW YORK — SCM, Stephen J. Neason, W2ILI — SEC: RTE, RMs: TYC, KBT, PAMs: IJG, JQI, HSM, Putnam County EC, has moved to Mahanoc and is extremely busy organizing AREC. As a result of his efforts, a local net is operating on 3735 kc. K2BXD, K2BXE, KN2EKD, and KN2ELP are members. A satisfactory 144-Mc. test was held between Dutchess C.D. Headquarters and Carmel recently. Carmel and Mahanoc are on 144 Mc. VDZ has a new jr. operator and a new home in Poughkeepsie. BXE is on 3.8 and 144 Mc. from his new QTH in Fishkill. RTE is using a new 2.5-kw. motor generator for

(Continued on page 88)



Speeding Electronic Progress through

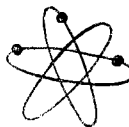


crystal RESEARCH


The JK type G-9 is available with flexure mode crystals from 4 to 80 kc, providing rugged, precise frequency control at temperatures in the -40° to $+70^{\circ}$ C. range. These crystals have a high ratio of capacities (C_0/C) resulting in a high degree of isolation from associated circuitry. Consult us for application and engineering information.

JK STABILIZED G-9 CRYSTAL
in the 4 to 80 kc range


Did you know? Crystals such as this are made over two inches long but less than $1/8$ " wide with four separate 24K gold electrodes. The performance of JK Crystals requires mechanical tolerances so close that they must be checked with equipment that will measure one part in ten million. Produced in an immaculate, airconditioned plant, JK Crystals for the Critical are hermetically sealed in an evacuated glass holder to maintain their precise frequency accuracy.



**THE JAMES KNIGHTS
COMPANY**
SANDWICH, ILLINOIS




VFO



for your *Harvey*-WELLS
BANDMASTER

FULL EFFICIENCY ON ALL BANDS
 THIS IS IT
 OCCUPIES NO MORE DESK SPACE



WRITE NOW FOR
 DESCRIPTIVE
 LITERATURE

PRICE \$47.50

• Buy it at
 your favorite
 supply house.

Harvey-WELLS ELECTRONICS, INC.
 SOUTHBRIDGE, MASSACHUSETTS

EXPORT DEPT., — 13 East 40th Street, New York
 CANADIAN DISTRIBUTOR: Canadian Marconi Co.
 861 Bay St., Toronto, Ontario

emergency power. Ted has just completed a 32-element horizontal and 32-element vertical back-to-back beam for 144-Mc. operation. Our section was alive with activity during the V.H.F. Contest on 144 Mc. Some of the reports are as follows: JFB, operating from Windham Mountain, worked all of New England except Rhode Island. ILLI was mobile from three states. K2CXP was active from Point Lookout and MHE was assisted by K2BEK from Mount Beacon. K2NAG will be active on NYS with WZQ as the operator. K2ATG is on 144 Mc. from Yonkers. UKA, GTC, and EFU conducted tests on 6 meters in Hudson for our AREC-c.d. set-up in Columbia County. KN2EKS has secured his ticket with the help of BSH and is active on 3.7 Mc. with nine watts. It seems that some of us request appointments to secure wallpaper for the shack. This not only makes your SCM hot under the collar but also makes a dead section. Let us keep our section alive by sending in your activity reports together with some news for this column. OKI is working on 21 Mc. with 15 watts and a half-wave doublet. John is working out FB and claims it is a great band. Traffic: W2IFP 140, TYC 71, EFU 66, ILLI 62, K2BSD 51, W2LRW 48, APH 9, OKI 7, K2NAG 4, (Aug.) W2IFP 183, MRQ 14.

NEW YORK CITY AND LONG ISLAND — SCM, Carleton L. Coleman, W2YBT — Asst. SCM; Harry Dannels, 2TUK. SEC: ZAL. RM: VNJ. PAM: JZX. The Northern Nassau Amateur Radio Club conducts both code and theory lessons the 2nd and 4th Tue. at 8 p.m. at the Roslyn High School. For information contact NFU. VNJ reports traffic totals are down because of a heavy flying schedule and that the NLI c.w. net meets Mon. through Fri. on 3630 kc. JZX visited Headquarters, N. Y. State Convention, and has nominated BTB for the Edison Award. The NLI 'phone net meets Mon. through Fri. on 3943 kc. Both nets operate at 7:30 p.m. and have liaison between them and with outside area nets and the National Traffic System. RWQ is on 7 Mc. after years of 20-meter operation. OMG received the BRAT Award for July and August on NLI, made WAS, and now is back at school. IVS is active in five nets. IN is working MARS skeds as well as being sparkplug of the Bronx 2-meter net. The Sunday Rag Chew Net operates at 10 a.m. on 3943 kc. KJG, NJL, and SNA are new QES. The Smithtown Civil Defense ARA has a new 10-meter rig at WALK, in Seldon, under the call GSW. JOA makes the BPL again with over 500. OGX has a new three-element 10-meter beam. The Suffolk County Primary Election returns were cleared via GSW/2 to 1WKW/1 at WICC and put on a.m. and TV using the 10- and 2-meter bands. WL is active with a Collins 310 on 80- and 40-meter c.w. We are sorry to report JSV, EC for Queens, passed away Sept. 30th. Brooklyn EC KGN operated the S.E.T. patterned after the Nassau plan originated by FI, Nassau EC. A very successful meeting of borough and county ECs was held recently at the home of ZAL. AOD, an active OES, reports five QSOs with Northern New Jersey stations on 435 Mc. and is constructing 2-meter gear to operate from either 6 v.d.c. or 110 v.a.c. IIG has the new 100-watt all-band rig completed. OBU is moving to a new 2nd-floor shack and looking for a Viking. PF is continuing as chairman of the First Army Area MARS advisory committee. CLG visited W6s AAO, OE, and WDR, operating 2 meters while on another West Coast trip. UGB, the Rag Chew Net NCS, is on a Washington vacation. IRY has a new 3-stack co-ax antenna. GF is back from W4-Land, where he has been teaching at W.U. school. DYP is on 75-meter 'phone and 80-meter c.w. for the first time in 15 years. OBU and TUK are setting up traffic-handling gear at Mineola Fair with KFV looking out for the 2-meter c.d. equipment. YBT worked ten countries while on vacation in WI-Land. KCV is working 75-meter 'phone while on active duty at Cape Cod. QOW is back in action with NYS C.D. Net. SIM and OME are active as NCS on the NLI 75-meter 'phone net. Congrats to VBT on the new twins; FWV is the grandpa. BJR is back on 2 meters, having sold the big low-frequency rig. OXM is giving up his EC job because of the pressure of business. NYSS now is on its winter schedule of Mon. through Fri. operation at 8 p.m. on 3595 kc. Please try to get reports to SCM and SEC in on time and include station activities and news. Traffic: W2JOA 573, OMG 283, LPJ 240, EC 186, KJG 124, JZX 122, GXC 110, IVS 80, IIG 56, AEE 51, CLG 21, VNJ 20, JXM 18, PF 16, OME 14, K2BBS 11, W2IN 9, MUM 8, SIM 7, GP 5, BMK 3.

NORTHERN NEW JERSEY — SCM, Lloyd H. Manamon, W2VQR — SEC: NKD. PAM: CCS. RMs: NKD, CGG, WCL. FPM is TVI-proofing the main rig and will be on with an 813 final soon. CXW has completed over 400 contacts with G6BY on 20 meters since Nov. 1950. KN2EMI is a new ham in Hasbrouck Heights. CVF reports July and August attendance on the Bergen and Passaic County C.D. Nets far exceeded last year's figures. K2DIR, of Orange, made General Class in July. John has an ARC-5 cooking on 80 meters. YKX worked good DX on 10 meters during September. He reports the band good to the east, having worked VQ4AC with good reports both ways. Section Net certificates were issued to K2EB and W2FPM. OXL is getting back in traffic work after moving to a new QTH. VYB was home on leave from the Navy. K2DOX is heard regularly on 7 Mc. K2CCI is having good luck with 21-Mc. DX. ADP is QRL work but gets on 20 meters now

(Continued on page 90)



**Eimac crystal ball shows
a very Merry Christmas and
a Prosperous New Year
in store for you!**

From the Eimac Gang

K6AFL
KN6ANN
K6BJ
W6AY
W6BAX
W6BET
W6BMU
W6CBN
W6CEO
W6CHE
W6DJI

W6DUW
W6DVB
W6DWM
W6FKS
W6FXB
W6HB
W6HUB
W6INJ
W6IUZ
W6JFV
W6KFO

W6MBK
W6MUC
W6NBD
W6NGP
W6ODT
W6OMC
W6ONQ
W6OS
W7SIF
W6QIT
W6QQV

W6RWI
W6RXW
W6SC
W6UF
W6UFU
W6UOV
W6VQD
W6VW
W6VYH
W6WC
W6WSL

W6TXT
W6ZGV
W6ZLB
W6ZPH
W6ZZL
W6TVS
WN6SCZ
W6OHU
W6YSX

W7SLC
W1KKP
W2CN
W4TO
W6QD
W6ENV
W9AIO
W ØNWW
W ØRPE




EITEL-McCULLOUGH, INC.

SAN BRUNO
CALIFORNIA

10 Watts or 1000... THE PRECISION Series 40 (Volt-Ohm-Milliammeter)

WILL HELP KEEP YOU
ON THE AIR!



Compact and
Self-Contained
to
6000 V.
600 MA.
5 MEGS.
+70 db.

Complete with
batteries and
test leads...

\$26.95

LC-2: Custom
leather carrying
case**\$5.75**

Whether your rig is battery powered or runs on 3 phase 220 . . . home-made, factory-wired, or Uncle Sam's best . . . The PRECISION Series 40 will help keep your gear in tip-top operating condition.

Compact size, rugged construction and full size meter make the Series 40 easy to carry, easy to use, easy to read. It does a million and one accurate measuring jobs that will save you time, work and money.

SPECIFICATIONS

- ★ 6 A.C.-D.C. and Output Voltage Ranges: all at 1000 ohms per volt.
0.3-12-60-300-1200-6000 volts.
- ★ 4 D.C. Current Ranges: 0-.6-6-60-600 MA.
- ★ 3 Resistance Ranges: self-contained batteries.
0-5000-500,000 ohms and 0-5 megohms.
- ★ 6 Decibel Ranges from -22 to +70 db.
- ★ 1% Wirewound and Film Type Resistors.
- ★ Recessed 6000 volt safety jack.
- ★ Anodized, etched aluminum panel;
- ★ Large-numeralled, Easy-Reading Meter.
400 microamperes $\pm 2\%$ accuracy.

Sold by leading Radio Parts and Ham Equipment Distributors.

Write for latest PRECISION Test Equipment Catalog.
Fully describes Series 40
and other high quality electronic test instruments.

PRECISION APPARATUS COMPANY, INC.

92-27 HORACE HARDING BLVD., ELMHURST 13, N. Y.

Export Division: 458 Broadway, New York 13, U.S.A. • Cables—Morhanex
In Canada: Atlas Radio Corp., Ltd., 560 King Street, W., Toronto 28

and then for a bit of DX. NIY is running morning skeds on 20 meters with VK3MH. The State Line Radio Club of N. Y. & N. J. meets the 1st Wed. of each month in technical session. ZTZ is act. mgr. The group is working on a code proficiency program for both the Novices and the old-timers, reports K2BPG, secy.-treas. CCS expects to have the new 20-meter beam atop the tower in time for the winter season. EWZ submitted his 60th monthly report without a miss. JCO is active on 80 meters with 40 watts to an 807. Ron is active in local nets as well as the W. Mass. Net, and the N. Y. C.-L. I. Net. K2BIF, K2CRE, and K2BYB, of the Irvington Radio Amateur Club, recently made the grade from the Novice rank. QLF now is commercial operator aboard a ship on a four-month trip around the world. The Irvington Club invites all Novices and beginners to join the Mon. night code classes. For further details contact K2BYB. While on a vacation trip to Maine YLS operated W2BTG/1 at North Pond near Smithfield. KXD is active on 75 meters with 30 watts. HJD and VAV visited Washington recently. 1BG was a recent visitor to KVRC. FQN was a speaker at a recent KVRC meeting. YGP is a new member of KVRC. C.w. operators at QW during the QD QSO Party were HJD, K2BJP, KN2CAR, and KN2CHI. K2BJP now is General Class. New Bloomfield Radio Club officers are HWE, pres.; ANG, vice-pres.; KN2ETH, secy.; UWN, treas.; GC, corr. secy.; YOG, chief op.; and FNM, custodian. A new Novice net operates on 3737 kc. week days at 1700 hours. The Teen-Agers Net now operates on 3830 kc. daily at 1815 hours. JOA is Net Manager. KN2CTL is awaiting General Class license. MICARA has changed headquarters to the Monmouth County Red Cross Bldg. EGM's XYL has her Novice ticket. Much credit goes to CBT for his fine work as Net Control of the New Jersey State C.D. Net, on 3993 kc., Sun. at 0930 hours. IIN reports fine work recently was done by the newly-formed Elizabeth TVI committee in cooperation with the FCC. DME was heard working some good 2-meter DX. K2DHE is going mobile on 160 meters. NUI was presented an honor award by the American Legion for his work in handling traffic to the boys overseas. Traffic: (Sept.) W2CGG 190, CCS 140, WCL 137, NKD 63, EAS 60, CXW 58, K2BWP 55, EB 50, W2JCO 46, FPM 16, ZDH 16, OXL 7, K2WAH 6, W2HLA 6, CJX 4, NIY 2. (Aug.) W2CGG 194.

MIDWEST DIVISION

IOWA — SCM, William G. Davis, W0PP — QVA reports that TIU got his hand caught in a belt on some farm machinery but now is getting along OK. 9TKX was transferred from Rockford by the Naval Reserve and now is 0QWN. KZP has moved to Hannibal, Mo. 8ICB is in Burlington and has a new call, 0QEE. TY has left for a 4-month cruise around the world as radio man in the merchant marine. FYN and WRM have new 10A s.s.b. exciters. SEF is at home in Des Moines. VFM has won his WAS and is now with WHBF as technician. YTA reports his only activity for the past 2 months has been mobile. The Des Moines Club had a super-duper transmitter hunt Sept. 27th. The Club had an antenna-raising party and as a result AUL and PZO are sporting new flattops. KRL moved his surplus equipment with a bang; the Club now has a fine rack-mounted 300-watt rig to be used as an emergency rig on 29.6 Mc. WN0PAN is going right into the traffic game. New licenses in Spencer are WNs PIN, PIM, and PLX and Ws KGX, QNA, and PZF. The Western Union honored UHC, GEL, and TTT for their help when an ice storm on Jan. 15th took out their wires. YBV reports the Cedar Valley Club has been very active running transmitter hunts, checking the set-up to assist police, with various organizations such as the Red Cross, civil defense, etc., invited to witness the demonstration. Thanks to SCA for his fine job on the August SCM report. Traffic: (Sept.) W0BDR 1010, SCA 763, CZ 200 PZO 174, QVA 63, LCX 48, ERP 37, BBZ 34, BLH 6, SEF 4, FSX 3, NYX 3. (Aug.) W0LCX 88, BBZ 33.


KANSAS — SCM, Earl N. Johnston, W0ICV — SEC: PAE, PAM; FNS, RM; NIY. The SeKan Radio Club of Southeastern Kansas put on an outstanding hamfest at Independence Sept. 13th. Its organization resembled that of a small convention and the members can be proud of a job well done. More than 160 were registered from Texas, Oklahoma, Nebraska, Iowa, Missouri, California, and Kansas. The Lawrence Amateur Radio Club held an impromptu picnic for its members at Lake Shawnee Sept. 12th. Club members are working on 6-meter gear and hope to get in on some State contacts this winter. MXG, of Topeka, has his General Class ticket and is building a Viking II. Charley already has a TBS-50 to put in his car when he gets the Viking finished. WGM has just refurbished his FB shack with knotty pine, acoustical slab ceiling, and rearranged operating position, getting set for lots of activity this winter on QKS and Kansas Phone Net. Activity and traffic reports are not in at this time and we're heading for XE-Land for a vacation. Traffic reports will go in next month.

MISSOURI — SCM, Clarence L. Arundale, W0GBJ — SFC: VRE, PAMs: AZL and BVL, RMs: OUD and QXO. It is with sorrow and regret that we report the passing of DEQ, NNH, and GPC, the latter as the result of a motorcycle accident. The South St. Louis Amateur Radio Club

(Continued on page 92)

MALLORY HAM BULLETIN

Mallory Mercury Batteries in Transistor Circuits



Expected Continuous Service Life in Audio Oscillator/Clipper Combination is Two Years!

The desirability of adequate shelf-life in transistor batteries was demonstrated pretty clearly to us recently when we had occasion to analyze the results obtained from a personal exploration into the transistor field. Here is what happened.

A breadboard model of an audio oscillator/clipper combination consisting of two junction type transistors, five Mallory RM4000 Mercury Batteries, and a small handful of other parts had been thrown together to produce a reasonable facsimile of a square-wave generator.* After preliminary tests with an oscilloscope had convinced us that the unit really worked, an estimate was made (based on a measure of the load current) of how long the Mallory Batteries might be expected to last when used in this manner.

The figure of time arrived at was just short of phenomenal! Almost 2 years of continuous . . . day and night . . . operation could be expected from those cells!

Theoretically, intermittent use of the generator could be expected to increase the service life of the batteries proportionately. Practically, however, the service life of any battery cannot extend beyond its shelf-life. No matter what!

And that is one good reason why experienced transistor investigators have been specifying Mallory Mercury Batteries for transistor applications, because they know from experience that Mallory Batteries provide a shelf-life characteristic of almost ideal proportion for this service. It is not unusual to learn that satisfactory performance has been obtained from these units after more than two years on the shelf. Another and even more important feature of the Mallory Mercury Batteries for transistor circuits is the constant discharge characteristics.

Obviously, the battery with the most uniform electrical characteristics, that is, constancy of voltage, or constancy of current, with respect to time, longest shelf-life and smallest size is the best buy for transistor applications. That is exactly why you will want to select Mallory Mercury Batteries as well as other Mallory components, from your Mallory Distributor for all transistor experiments. Check with him soon.

**A few copies of the circuit of this gadget are available on a first-come-first-served basis. Just address Box 1558, Indianapolis 6, Indiana.*

P. R. MALLORY & CO. Inc.
P. O. Box 1558
INDIANAPOLIS 6 INDIANA

P.R.MALLORY & CO. Inc.
MALLORY



Photo courtesy Herbert Smith (W8AIU), South Euclid, Ohio

LISTEN to the story of Brush headphone quality

Try out the best—and judge for yourself why the Brush Model BA-206 headphones are best suited for your individual application.

Acoustically—you'll enjoy the high fidelity and smooth frequency response which gives you all the lows and crisp clean highs.

Electrically—being capacitive in nature, they draw negligible power and only require modest driving voltages. Hence, these headphones are ideal for monitoring applications—may be used in either high or low impedance circuits and are extremely well suited for multiple installations.

Mechanically—you'll find them exceptionally light and comfortable. The advanced design gives your ear a smooth, comfortable, air-tight fit which is important for excellent bass response.

Listen for yourself—and then be surprised at the low cost of these superb headphones! Write for bulletin. Brush Electronics Company, Dept. VV-12, 3405 Perkins Avenue, Cleveland 14, Ohio.

BRUSH ELECTRONICS COMPANY

formerly
The Brush Development Company.
Brush Electronics Company
is an operating unit of
Clevite Corporation.



meets monthly at the home of one of its members. JRR and RSZ are stationed at the Amarillo A. F. B. in Texas. ECE has resumed his traffic activities. BUB is taking a 7-week radio course in Kansas City. LUW now has his General Class license. CDW is keeping a schedule with her father. KJC. BVL reports that the Early Bird Net is back in operation. QMF is trying out a new antenna. BAF is busy setting up two mobile stations in house trailers for Corps of Engineers use in flood work. 9LHB/Ø now is taking some additional school training, so his traffic activities will suffer for a while. CPI had a new cabinet made for his 310B1 exciter to improve TVI conditions. VRF is busy building the back porch into a ham shack. FIR built a ham shack in his garage and is in the process of setting up his equipment in the new shack. BPL certificates go to CPI, QXO, and 9LHB/Ø. New hams reporting: WNØs PYD and QWS. Ex-5MED now is ØQWB and is located in Springfield. The call PNA has been issued to the radio club at the Central Bible Institute in Springfield. New AREC members: WNØs QXM and OIV. EVN is operating portable from Rolla. DTF is moving to Illinois. Traffic: (Sept.) WØCPI 943, QXO 811, W9LHB/Ø 350, WØGAR 119, LJS 71, GBJ 61, JSR 56, CKQ 55, BZK 52, HUT 46, BVL 33, ETW 28, OUD 28, EBE 19, QMF 12, BAF 11, BUL 10, KIK 8, MRQ 8, ECE 3. (Aug.) WØBVL 11.

NEBRASKA—SCM, Floyd B. Campbell, WØCBH—Asst. SCM: Thomas S. Boydston, ØVYX. SEC: JDJ, RM: EUT. The C.W. Net is back in operation on 3520 kc. at 7 P.M. with LJO as RM. Rotation NCS, JDJ, RDN, LOD, and IXL. MAO is NCS of the Slow Speed Net. The Net handled 7 messages and a lot of informals. The NSS meets Mon. through Fri. at 5:15 P.M. on 3750 kc. WØGOMH is Alternate NCS. The boys in North Platte have offered their services to the Lincoln County sheriff in his capacity as c.d. director and will be issued deputy sheriff's cards. KXD has a new Viking mobile rig. KDW has his new Viking II with VFO and a nice signal in North Platte. KWQ is a grandpa for the first time. RDN is getting requests for traffic to Germany. LGN has a new beam on 10 meters and has offered to monitor 29,640 kc. Plans are to have this frequency monitored twenty-four hours a day from Omaha. IOS is trying to convince his neighbors that the new 10-over-20 beam is only a TV antenna for Channel 1. QHG is having trouble keeping awake since overhauling that noisy relay. NET had a nice rest in the hospital. Traffic: WØRDN 100, VYX 34, ZJF 22, HTA 18, EGQ 16, NAA 15, CBI 11, MAO 11, LRK 10, QHG 10, KDW 9, HQN 7, HQQ 6, RYG 6, IAY 5, ISV 5, OFL 4, ORW 4, BPF 3, MJJK 3, TIP 3, KØWBF 3, WØBEA 2, DJU 2, GTW 1, IRW 1.

NEW ENGLAND DIVISION


CONNECTICUT—SCM, Roger C. Amundsen, WIHYF—SEC: LKF, PAM: FOB, RM: KYQ. CN-3640, CPN-3880, CEN-29,580 kc. This month breaks all records in number reporting traffic and in news! CPN and CN had an FB meeting at GB on Sept. 19th. CN now meets at 6:45, both a.m. and p.m. ZGZ and ZYZ want AREC membership. TWJ has a Viking II. EFVW is real active, converting from CAP. EOB has 400 watts in Dayville. WPR is on with 10 watts. QO is new Chief of Police in Winsted. RAN received the top French DX award. HA was awarded WNH. RW 8 says married life keeps him off the air. SJO helped TD get his antenna up. BDI went on a trip. CUH had sickness in the family. BPS wants antenna-tuner information. AKG is mobile. So is YKU. FVX has a 400-watt Globe King. VQH is building a home. YMY is on 2 meters. NFG also is building. EVB, EFVW, RRE, RFJ, HYF, and YM are regulars in the CN a.m. session. The Hamden gang patrolled on Halloween for SET. LIG sends enough news for three columns. The Bridgeport gang has been getting lots of good publicity in the *Bridgeport Post*. WZV, TCW, VJG, and WKW demonstrated during the Air Fair at the Bridgeport Airport Oct. 1st. LIG says to look at page 6 of October *American Magazine*. YU reports best prospects in years. RTB/IPQ is moving to Easton. WZY was laid up in the hospital. RGP is mobile. KML is on 40 and 20 meters. Bridgeport c.d. is getting 5 Gonset Communicators. BRL is collecting rocks. JMI building mobile. FOB is planning to join and ABZ already has joined the mobiles. NZM is getting back on. NOM is on 2 meters. KGT is busy rebuilding. VJG has been boosting ham on WICC. RY encased his rig. HYF, ABZ, NLM, EBO, UBAM, YYM, WPO, WPR, and HDQ were among those at Concord. SJO went to Buffalo. RTG lost a leg by amputation. Traffic: (Sept.) W1AW 249, SJO 223, KYQ 158, NJM 117, RRE 91, LIG 86, UNG 82, CUH 76, EFVW 70, FTM 57, EOB 55, HYF 52, RFJ 36, KV 25, VOV 23, LV 19, BDI 16, QV 16, SJ 13, TNX 12, YU 10, BFS 9, BYB 8, QJM 7, ODW 4, RWS 2, WPR 1. (Aug.) W1BDI 46, RAN 21, ODW 20, VOV 20, ORP 4. (July) W1CUB 32.

MAINE—SCM, Bernard Seamon, W1AFT—SEC: BYK, RM: LKP, PAM: BTY. The Sea Gull Net meets Mon. through Fri. at 5:30 P.M. on 3960 kc. The Pine Tree Net meets at 7 P.M. on 3596 kc. Mon through Fri. QEK recently got his old call, BHA, reassigned to him. Congratulations to our good neighbor RNA upon the arrival of a bouncing harmonic. PTL worked VOI mobile in Missouri on his way to California on 75-meter 'phone.


(Continued on page 94)

Proven Performance

MOBILE OR FIXED • NOW IN KIT FORM AT NEW LOW PRICES



CLASS
"B"
HIGH LEVEL
MODULATION



SRT-120 KIT \$159⁵⁰
WIRED AND TESTED \$198⁵⁰

The SRT-120-P is the SRT-120 transmitter and PS-501 power supply complete in one shielded cabinet ready to plug in and use.

\$198⁵⁰
SRT-120-P KITFORM
COMPLETE WIRED AND TESTED \$279⁵⁰

TVI

SUPPRESSED

... CATALOGS FREE ON REQUEST — COMPARE

SONAR PRODUCTS ARE SOLD BY THE BEST —

ACK RADIO SUPPLY
Birmingham 3, Ala.

ADIRONDACK RADIO SUPPLY
Amsterdam, N. Y.

ALLIED RADIO
Chicago 80, Illinois

ALMO RADIO CO.
Phila., Wilmington, Salisbury, Camden, Atlantic City

ARROW ELECTRONICS
New York City 7, N. Y.

GEORGE D. BARBEY CO.
Reading, Lebanon, Pa.

DELAWARE ELECTRONICS SUPPLY
Wilmington, Delaware

M. H. DOSSETT CO.
Frankfort, Indiana

M. N. DUFFY & CO.
Detroit 26, Mich.

EVANS RADIO
Concord, N. H.

FT. ORANGE RADIO DIST. CO., INC.
Albany 7, N. Y.

R. C. & L. F. HALL
Galveston, Beaumont, Houston, Texas City, Texas

HARRISON MARINE SERVICE
Rochester, N. Y.

HARRISON RADIO CORP.
New York 7, N. Y. and Jamaica 3, N. Y.

HARVEY RADIO
New York 36, N. Y.

HENRY RADIO
Butler 1, Mo., Los Angeles 64, Calif.

HUDSON RADIO
New York 7, N. Y.

LAFAYETTE RADIO
Plainfield, N. J.

NEWARK ELECTRIC
Chicago 6, Ill.

NIAGARA-CONCORD
New York 7, N. Y.

OFFENBACH & REIMUS
San Francisco 2, Cal.

OLSON RADIO WAREHOUSE
Cleveland, Akron, Ohio

PAYETTE RADIO, LTD.
Montreal, Canada

RADIO CENTRE
Montreal, Canada

RADIO ELECTRIC SERVICE
Phila., Easton, Allentown, Pa.

RADIO EQUIP. CO.
Lexington, Kentucky

RADIO EQUIP. CORP.
Niagara Falls, N. Y., Buffalo, N. Y., Batavia, N. Y.

RADIO SHACK CORP.
Boston 8, Mass.

RADIO WIRE
Newark, N. J.

RADIO WIRE
Boston, Mass.

RADIO WIRE
New York 13, N. Y.

F. A. ROSS & CO.
New Bedford, Mass.

REED RADIO & SUPPLY
Springfield, Missouri

SPECIALTY DISTRIBUTING
Atlanta, Ga.

SREPCO, INC.
Dayton, Ohio

STAR ELECTRONIC DIST.
Chicago, Ill.

J. V. STOUT CO.
Baltimore 12, Md.

SUN RADIO & ELEC. CO.
New York, N. Y.

SUN PARTS DISTR.
Washington 4, D. C.

TAB
New York, N. Y.

TERMINAL RADIO CORP.
New York 7, N. Y.

TRI-CITY RADIO
Rock Island, Ill.


TYDINGS COMPANY
Pittsburgh, Pa.

UNIVERSAL SERVICE
Columbus 15, Ohio

VAN SICKLE RADIO
Mt. Wayne, Indiana

WARREN RADIO
Kalamazoo, Mich.

WORLD RADIO
Council Bluffs, Iowa




V-120 \$19⁹⁵
MOBILE VFO UNIT



V-32 \$27⁰⁰



SR-9 \$72⁴⁵



MB-26 \$72⁴⁵

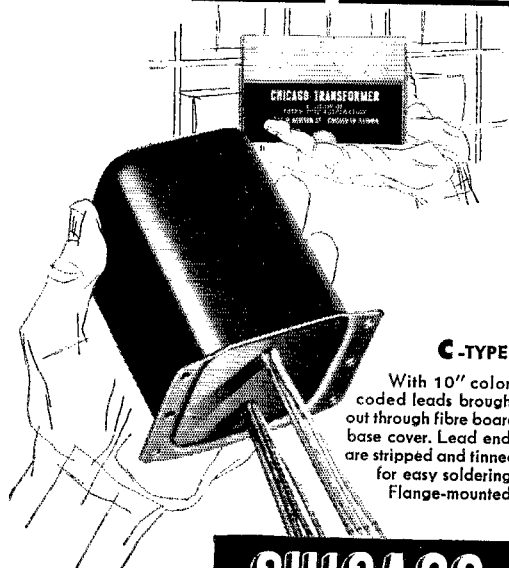


LOW PASS FILTER
LP-7 \$16⁵⁰

SONAR
RADIO CORPORATION

3050 W. 21 ST., BROOKLYN 24, N. Y.

inside this package on your Jobber's shelf...
is the world's **toughest transformer**



C-TYPE

With 10" color-coded leads brought out through fibre board base cover. Lead ends are stripped and finned for easy soldering. Flange-mounted.



there's nothing tougher than
CHICAGO'S "Sealed-in-Steel" construction



H-TYPE

Hermetic sealing meets all MIL-T-27 specs. Steel base cover is deep-seal soldered into case. Terminals hermetically sealed. Ceramic bushings. Stud-mounted unit.



S-TYPE

Steel base cover fitted with phenolic terminal board. Convenient numbered solder lug terminals. Flange-mounted.

CHICAGO "New Equipment" transformers (available in 3 mountings) feature one-piece drawn-steel cases—the strongest, toughest, best-looking units you can buy. The one-piece seamless design, enclosing an electronically perfect construction, provides the best possible electrostatic and magnetic shielding, with complete protection against adverse atmospheric conditions. For every application: Power, Bias, Filament, Filter Reactor, Audio, MIL-T-27, Stepdown—ask your electronic parts distributor for CHICAGO "Sealed-in-Steel" Transformers—the world's toughest with that extra margin of dependability.

FREE "New Equipment" Catalog

Get the full details on CHICAGO'S New Equipment Line—covering "Sealed-in-Steel" transformers for every modern circuit application. Write for your Free copy of this valuable catalog today, or get it from your distributor.



CHICAGO STANDARD TRANSFORMER CORP.

3501 ADEPSON STREET • CHICAGO 18, ILLINOIS



Your SCM received an excellent report of the activities of the Androscoggin Amateur Radio Club from Director Mabel Balis, WFL. The Club station was set up at the Maine State Fair in conjunction with c.d. and handled 138 messages. TVI has SEJ feeling mighty low. OLT has a new Elmac Mobile. MFU has a new Hallcrafters transmitter. The Rockland Amateur Radio Club has been given a new lease on life and is establishing a club station and is closely cooperating with Mr. Farnsworth, director of c.d. in that area. It was good to see 6MDV, ex-RLE, on his recent vacation. The Abusive Net held a Sunday Hameat at Chief Abuser ARV's QTH. Among those present were OHT, ITH, TKV, BAD, UZR(1), PTL, BEU, RUZ, and several XYLs. VV is building a power supply for SSF's VFO. Doc Powell, who used to be IXE, is back in Damariscotta after a sojourn in New Mexico. Please keep the news coming, gang. We'll do our best to report it. Traffic: WILKP 185, TVB 125, VYA 71, TWR 67, OHT 44, BX 31, BAD 28, VV 28, SUK 27, UZR 17, AFT 14, BOC 10, EFR 10, LHA 6, BTY 5.

EASTERN MASSACHUSETTS—SCM, Frank L. Baker, jr. W1ALP—New appointments: As ECs—TQS Provincetown, TVZ Hopkinton, LJT for Region 6 of Mass. C.D. As OPS—AVY and MEG. As OO—WLV, VRI, PID, and WCB are on 10 meters. DFE is heard on 2 meters. 5HNW/VXS now is living in Hingham. GAG'S XYL has her call, YPH. The Quannapowitt Radio Assn. now holds meetings at the Howard Johnson Restaurant on the Wakefield-Reading line. PKW and QZV gave talks at recent meetings. The South Shore Club had movies from ARRL and a talk by VOU and WNN. MKW broke his beam rotator. LLY reports that the Arlington 6-meter mobile net worked with auxiliary police on Halloween. TY has WANE certificate No. 6 and WNH No. 43. BB says that c.d. crystal transmitters developed by WIZ are being built by net members. Net certificates have been issued to the following Framingham Radio Club Emergency Net members: MEG, MHC, NIL, RKD, RVA, RXH, SBW, SNJ, SQY, SRG, TRC, VJE, and RCJ. YYN is interested in 420 Mc. STA has resigned as EC for Haverhill. ATP has 6 hams in his town banded together for emergency work. VYS has some new hams coming along in his town. WN1ZAR is on 80 meters. WN1ZGL is on 80 and 40 meters. New officers of the Framingham Radio Club are MEG, pres.; SBW, vice-pres.; TRC, secy.; SQY, treas.; RXH, act. mgr. The Wellesley Amateur Radio Society had BGU as a speaker. UTH is alternate for 1RN. UUIH, now in Hingham, is on 40 and 20 meters. RSY has gained 11 new hams in his town with new classes starting in Bedford. Two old hams in Ipswich are back on the air: GI, on 80 meters and HNC on 80 and 40 meters and mobile on 2 meters. WNK is building a modulator. YRO is on 40 and 80 meters, c.w. and phone. RZZ, DOX, RYJ, JOT, and HQO helped the police in the Jimmy Parade. OPI worked 12 states on 2 meters in only 15 days. AVY and his group took part in the Simulated Emergency Test, relaying traffic to c.d. Red Cross, and ARRL. OQT, secy. of the Martha's Vineyard Radio Club, reports the following at the Club's picnic: UTJ, NXH, WLY, SLW, HLL, UXG, VDB, OJE, PMC, MBQ, DJK, SGL, UGH, SLM, UNU, LYY, TJU, WNIYEB, 200G, BDS, CUD, and 4LNW. Sector 5 of Region 5 held a meeting in Quincy with QKY, MD, UXX, THY, SMY, ADM, FWS, CQN, SH, GNK, MB, MME, QVN, ALP, and the c.d. directors of Norwood and Randolph present. NBS reports the death of his uncle, GNP. The Bedford Radio Club had a civil defense meeting with a film and talks by Mr. Thayer of the Federal Civil Defense and Mr. Argentini of the State C.D. Agency. A Region 5 Committee meeting was held in Cambridge with NJN, BL, DFS, DOF, KTG, RM, and TQP present. SUV, Reading EC, is on with the c.d. group. UIR is on all bands, 2 through 75 meters. JJY, EC for the National Guard Plan, says that all the armories in the State will have stations that can be used on amateur, MARS, and military bands. AVY reports that the Southeastern Massachusetts Amateur Radio Assn., in conjunction with the New Bedford C.D., took part in state-wide c.d. alert. PWL, WGN, UID, and LAZ were at WKM, the c.d. headquarters; AVY, HPH, BMQ, and UTE were mobile; CTZ was fixed-portable. New Bedford Area hams on 10-meter mobile are AVY, BMQ, APN, WAY, ONK, BLX, HMS, UIE, AZY, OH, AGG, JKT, UCO, ZHC, VDF, QJR, HPH, and TZU. The Sector 5 Committee of MME, OSX, FWS, MD, SH, and ALP took part in ARRL's Simulated Emergency Test. With the Town of Hull turned into five islands by a simulated tidal wave, the following checked in to offer assistance: TYN Braintree, VPR Hingham, SH Dedham, DW Westwood, CQN Norwood, THY Cohasset, FWS Milton, ALP Quincy, KWD Weymouth, MME Hull, and AUU and BNS Quincy. MUD is back on 2 meters after being in the hospital. Traffic: (Sept.) WILYL 100, UTH 70, TY 55, AVY 48, NUP 24, BY 20, LLY 17, LM 16, BB 15, EPE 14, WU 10 UE 9, WLU 7, JJY 6, MX 5, ALP 4, AHP 2, EMG 2. (Aug. & Sept.) WIUPZ 325. (Aug.) WILYL 66, TY 43, BY 29.

WESTERN MASSACHUSETTS—SCM, Roger E. Corey, W1JYH—SEC: KUE. RM: BVR. PAM: RDR. WMN meets at 7 p.m. Mon. through Fri. on 3560 kc. JRA.

(Continued on page 96)

30 Engineered BEAMS BY GOTHAM

All beams use any standard transmission line. Full data supplied with each beam. All GOTHAM beams assemble quickly, are adjustable over the entire band, and can easily be stacked on a single mast. Every beam complete with all hardware, fittings and castings.

Satisfied Users Say:

"Worked England, Italy, and Ireland my first three QSOs, with only 42 watts. Well pleased with the beam, it assembles easily and really kicks out a signal.

W4 - - -"

"Your beams are an excellent value.

W1 - - -"

"Glad to recommend this beam to any interested amateur. The results have been more than I expected and as I run low power (100 watts) I can work DX with this beam where it was not attempted in the past with other antennas.

W9 - - -"

"I have assembled the 2-element beam and tried it out on the air and I am very pleased with it.

W6 - - -"

6-10 M. BEAMS

D64N • DeLuxe 6m 4-El. (No T), \$25.95. 1 — 12' Boom, 1" Alum. Tubing; 4 — 6' Center Elements, 1" Alum. Tubing; 8 — 2' End Inserts, 3/8" Alum. Tubing; 1 — Beam Mount.

D64T • DeLuxe 6m 4-El. T match, \$28.95. 1 — 12' Boom, 1" Alum. Tubing; 4 — 6' Center Elements, 1" Alum. Tubing; 8 — 2' End Inserts, 3/8" Alum. Tubing; 1 — T Match (4'), Polystyrene Tubing; 1 — Beam Mount.

S102N • Std. 10m 2-El. (No T), \$11.95. 1 — 5' Boom, 3/4" Alum. Tubing; 2 — 6' Center Elements, 3/4" Alum. Tubing; 4 — 6' End Inserts, 3/8" Alum. Tubing; 1 — Beam Mount.

S102T • Std. 10m 2-El. T match, \$14.95. 1 — 5' Boom, 3/4" Alum. Tubing; 2 — 6' Center Elements, 3/4" Alum. Tubing; 4 — 6' End Inserts, 3/8" Alum. Tubing; 1 — T Match (4'), Polystyrene Tubing; 1 — Beam Mount.

D102N • DeLuxe 10m 2-El. (No T), \$18.95. 1 — 8' Boom, 1" Alum. Tubing; 2 — 6' Center Elements, 1" Alum. Tubing; 4 — 6' End Inserts, 3/8" Alum. Tubing; 1 — Beam Mount.

D102T • DeLuxe 10m 2-El. T match, \$21.95. 1 — 8' Boom, 1" Alum. Tubing; 2 — 6' Center Elements, 1" Alum. Tubing; 4 — 6' End Inserts, 3/8" Alum. Tubing; 1 — T Match (4'), Polystyrene Tubing; 1 — Beam Mount.

S103N • Std. 10m 3-El. (No T), \$16.95. 1 — 8' Boom, 3/4" Alum. Tubing; 3 — 6' Center Elements, 3/4" Alum. Tubing; 6 — 6' End Inserts, 3/8" Alum. Tubing; 1 — Beam Mount.

S103T • Std. 10m 3-El. T match, \$18.95. 1 — 8' Boom, 3/4" Alum. Tubing; 3 — 6' Center Elements, 3/4" Alum. Tubing; 6 — 6' End Inserts, 3/8" Alum. Tubing; 1 — T Match (4'), Polystyrene Tubing; 1 — Beam Mount.

D103N • DeLuxe 10m 3-El. (No T), \$22.95. 1 — 8' Boom, 1" Alum. Tubing; 3 — 6' Center Elements, 1" Alum. Tubing; 6 — 6' End Inserts, 3/8" Alum. Tubing; 1 — Beam Mount.

D103T • DeLuxe 10m 3-El. T match, \$25.95. 1 — 8' Boom, 1" Alum. Tubing; 3 — 6' Center Elements, 1" Alum. Tubing; 6 — 6' End Inserts, 3/8" Alum. Tubing; 1 — T Match (4'), Polystyrene Tubing; 1 — Beam Mount.

S104N • Std. 10m 4-El. (No T), \$21.95. 1 — 12' Boom, 1" Alum. Tubing; 4 — 6' Center Elements, 3/4" Alum. Tubing; 8 — 6' End Inserts, 3/8" Alum. Tubing; 1 — Beam Mount.

S104T • Std. 10m 4-El. T match, \$24.95. 1 — 12' Boom, 1" Alum. Tubing; 4 — 6' Center Elements, 3/4" Alum. Tubing; 8 — 6' End Inserts, 3/8" Alum. Tubing; 1 — T Match (4'), Polystyrene Tubing; 1 — Beam Mount.

D104N • DeLuxe 10m 4-El. (No T), \$27.95. 1 — 12' Boom, 1" Alum. Tubing; 4 — 6' Center Elements, 1" Alum. Tubing; 8 — 6' End Inserts, 3/8" Alum. Tubing; 1 — Beam Mount.

D104T • DeLuxe 10m 4-El. T match, \$30.95. 1 — 12' Boom, 1" Alum. Tubing; 4 — 6' Center Elements, 1" Alum. Tubing; 8 — 6' End Inserts, 3/8" Alum. Tubing; 1 — T Match (4'), Polystyrene Tubing; 1 — Beam Mount.

15 M. BEAMS

S152N • Std. 15m 2-El. (No T), \$19.95. 1 — 12' Boom, 1" Alum. Tubing; 2 — 12' Center Elements, 3/4" Alum. Tubing; 2 — 5' End Inserts, 3/8" Alum. Tubing; 2 — 7' End Inserts, 3/8" Alum. Tubing; 1 — Beam Mount.

S152T • Std. 15m 2-El. T match, \$22.95. 1 — 12' Boom, 1" Alum. Tubing; 2 — 12' Center Elements, 3/4" Alum. Tubing; 2 — 5' End Inserts, 3/8" Alum. Tubing; 2 — 7' End Inserts, 3/8" Alum. Tubing; 1 — T Match (6'), Polystyrene Tubing; 1 — Beam Mount.

D152N • DeLuxe 15m 2-El. (No T), \$29.95. 1 — 12' Boom, 1" Alum. Tubing; 2 — 12' Center Elements, 1" Alum. Tubing; 2 — 5' End Inserts, 3/8" Alum. Tubing; 2 — 7' End Inserts, 3/8" Alum. Tubing; 1 — Beam Mount.

D152T • DeLuxe 15m 2-El. T match, \$32.95. 1 — 12' Boom, 1" Alum. Tubing; 2 — 12' Center Elements, 1" Alum. Tubing; 2 — 5' End Inserts, 3/8" Alum. Tubing; 2 — 7' End Inserts, 3/8" Alum. Tubing; 1 — T Match (6'), Polystyrene Tubing; 1 — Beam Mount.

S153N • Std. 15m 3-El. (No T), \$26.95. 1 — 12' Boom, 1" Alum. Tubing; 3 — 12' Center Elements, 3/4" Alum. Tubing; 2 — 5' End Inserts, 3/8" Alum. Tubing; 2 — 6' End Inserts, 3/8" Alum. Tubing; 1 — Beam Mount.

S153T • Std. 15m 3-El. T match, \$29.95. 1 — 12' Boom, 1" Alum. Tubing; 3 — 12' Center Elements, 3/4" Alum. Tubing; 2 — 5' End Inserts, 3/8" Alum. Tubing; 2 — 6' End Inserts, 3/8" Alum. Tubing; 1 — T Match (6'), Polystyrene Tubing; 1 — Beam Mount.

D153N • DeLuxe 15m 3-El. (No T), \$36.95. 1 — 12' Boom, 1" Alum. Tubing; 3 — 12' Center Elements, 1" Alum. Tubing; 2 — 5' End Inserts, 3/8" Alum. Tubing; 2 — 6' End Inserts, 3/8" Alum. Tubing; 1 — Beam Mount.

D153T • DeLuxe 15m 3-El. T match, \$39.95. 1 — 12' Boom, 1" Alum. Tubing; 3 — 12' Center Elements, 1" Alum. Tubing; 2 — 5' End Inserts, 3/8" Alum. Tubing; 2 — 6' End Inserts, 3/8" Alum. Tubing; 1 — T Match (6'), Polystyrene Tubing; 1 — Beam Mount.

20 M. BEAMS

S202N • Std. 20m 2-El. (No T), \$21.95. 1 — 12' Boom, 1" Alum. Tubing; 2 — 12' Center Elements, 1" Alum. Tubing; 4 — 12' End Inserts, 3/8" Alum. Tubing; 1 — Beam Mount.

S202T • Std. 20m 2-El. T match, \$24.95. 1 — 12' Boom, 1" Alum. Tubing; 2 — 12' Center Elements, 1" Alum. Tubing; 4 — 12' End Inserts, 3/8" Alum. Tubing; 1 — T Match (8'), Polystyrene Tubing; 1 — Beam Mount.

D202N • DeLuxe 20m 2-El. (No T), \$31.95. 2 — 12' Booms, 1" Alum. Tubing; 2 — 12' Center Elements, 1" Alum. Tubing; 4 — 12' End Inserts, 3/8" Alum. Tubing; 1 — Beam Crosspiece, 1" Alum. Tubing; 1 — Beam Mount.

D202T • DeLuxe 20m 2-El. T match, \$34.95. 2 — 12' Booms, 1" Alum. Tubing; 2 — 12' Center Elements, 1" Alum. Tubing; 4 — 12' End Inserts, 3/8" Alum. Tubing; 1 — T Match (8'), Polystyrene Tubing; 1 — Beam Crosspiece, 1" Alum. Tubing; 1 — Beam Mount.

S203N • Std. 20m 3-El. (No T), \$34.95. 1 — 12' Boom, 1" Alum. Tubing; 3 — 12' Center Elements, 1" Alum. Tubing; 6 — 12' End Inserts, 3/8" Alum. Tubing; 1 — Beam Mount.

S203T • Std. 20m 3-El. T match, \$37.95. 1 — 12' Boom, 1" Alum. Tubing; 3 — 12' Center Elements, 1" Alum. Tubing; 6 — 12' End Inserts, 3/8" Alum. Tubing; 1 — T Match (8'), Polystyrene Tubing; 1 — Beam Mount.

D203N • DeLuxe 20m 3-El. (No T), \$46.95. 2 — 12' Booms, 1" Alum. Tubing; 3 — 12' Center Elements, 1" Alum. Tubing; 6 — 12' End Inserts, 3/8" Alum. Tubing; 1 — Beam Crosspiece, 1" Alum. Tubing; 1 — Beam Mount.

D203T • DeLuxe 20m 3-El. T match, \$49.95. 2 — 12' Booms, 1" Alum. Tubing; 3 — 12' Center Elements, 1" Alum. Tubing; 6 — 12' End Inserts, 3/8" Alum. Tubing; 1 — T Match (8'), Polystyrene Tubing; 1 — Beam Crosspiece, 1" Alum. Tubing; 1 — Beam Mount.

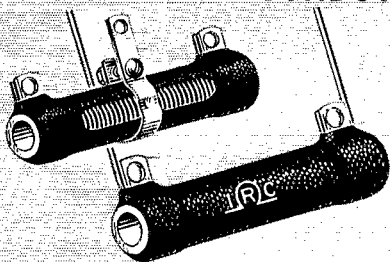
NEW! VEE-D-X BEAM ROTATOR

Rotates full 365 degree traverse at the flick of your finger. Positive control with no over travel assures that you beam directly in desired direction for maximum signal strength. Tempered, long life gearing, positive most alignment, easy mounting, guyed at top for extra strength. Rugged and powerful, will support 200 lbs. Decorator designed control console provides instantaneous reversible action, ever-dependable compass indication. Price, \$29.95.

HOW TO ORDER: Remit by check or money-order. We ship immediately by Railway Express, charges collect; foreign shipments cheapest way. 10 day unconditional money-back guarantee.

GOTHAM HOBBY 107 E. 126 Street
New York 35, N. Y.

SOME POINTERS ON POWER WIRE WOUNDS...



IRC Power Resistors Give You These Extras

EXCLUSIVE COMBINATION LEAD-AND-LUG TERMINALS—on 10 and 20-watt sizes for easier installation; cut off lugs in tight spaces.

EXCLUSIVE CLIMATE-PROOF COATING—dissipates heat faster; prevents damage to winding.

FULL SIZE DESIGN—permits continuous operation at full rated power.

NO DERATING NEEDED—even in highest stock values.

COOLER OPERATION—assures long, trouble-free service and safeguards adjacent components.

New 4-watt Resistor with axial leads



You'll find many practical applications for IRC's new Type PW-4 wire-wound power resistor. It is completely insulated in high temperature plastic to provide a safe, low-cost 4-watt resistor. Ranges from 1 ohm to 8200 ohms.

Mail coupon for complete information.



INTERNATIONAL RESISTANCE CO.

Dept. H, 401 N. Broad Street,
Philadelphia 8, Pa.

In Canada: International Resistance Co., Ltd.,
Toronto, Licensee.

Send Catalog DC5C describing IRC Power Wire
Wound Resistors.

Name

Address

City Zone State

the Amherst College station, is a new OBS and will transmit Official Bulletins as follows: Mon. and Wed. on 3555 kc. at 0930; Tue. and Thurs. on 3830 kc at 1600; Fri. and Sun. on 3700 kc. at 1500. TVJ won an HT-20 at the New Hampshire Convention and used it to again lead the section's traffickers. He also has a new BC-312 receiver. HRC is sporting a complete new station, too, his being an HRO-60 and a home-wired Viking II. COI limited his new equipment purchases to a GDO, and RVW was satisfied to win a transistor at the HCRC meeting. Nine other WM hams took home transistors from this meeting. The PRC, WCRC, and CMARA were well represented among the guests. LPF has built an emergency 'phone/c.w. rig for the low frequencies. YSB is a new ham in Clinton and is after WAS with 15 watts to a 6L6. NNI has converted a fire-truck transmitter into a 10-meter mobile rig. EPN, JYH, KFV, and WDW took part in the very lively New Hampshire QSO Party. RRX and VNH are now proud papas. TTL is on 220 Mc. but claims his phonetics are "One Technician That's Lonely" until a V.H.F. Contest comes along. GUI and JTL are prime movers and NCS of the Region 9 6-meter net. EHH, GUI, JTL, ODS, LLN, REX, BVR, WCG, NLE, and OBQ participated in the S.E.T. ARA is back on the air with a new Viking II. Traffic: W1TVJ 123, HRV 102, BVR 87, UKR 86, RRX 35, HRC 20, WCG 14, MVF 13, JVH 11, GVJ 7, OBQ 1.

NEW HAMPSHIRE—SCM, Carroll A. Currier, W1GMH—SEC: BXU, RM: CRW, PAM: UNV. Your SCM still is seriously ill so this report has been written by CRW. The New Hampshire QSO Party sure was a howling success with plenty of action. SAL is trying 75-meter 'phone. COC now is on NHN. RCEN meets on 3685 kc. Sun. at 10 a.m.; NHEN on 3850 kc. Sun. at 1 p.m. VGX, SWO, and YEY, trustee of the Choate School Radio Club are organizing a "prep school net." Operation is expected shortly. The Concord Hamfest was tops in anyone's language. TXK and his XYL did well in prizes. The Manchester Radio Club building is getting its face lifted. The club received good publicity in the *Manchester Leader* and *Sunday News*. TVJ, of Sterling, Mass., took the first prize at Concord, an HT-20. VGX is back at Andover Academy operating SW. A Merry Christmas and Prosperous New Year to one and all. Traffic: W1CRW 155, CDX 30, POK 18, QJX 11, SAL 9.

RHODE ISLAND—SCM, Merrill D. Randall, W1JBB—SEC: MIJ, RM: BTW. RIN meets Mon. through Fri. at 7 p.m. EST on 3540 kc. The R.I. C.D. Nets meet every Sun. at 10 a.m. EST on 3993 kc.; the R.I. 'Phone Net every Sun. at 11 a.m. on 1890 kc. Speaking of the new 'phone net, we all want to extend a few posies to TRX for the yeoman service he has rendered not only to this net but to all of amateur radio. It has been a pleasure to welcome UOP to the Rhode Island air during his too-short leave from the Army Signal Corps at Atlanta—100 QSOs in that short time was quite a record. TGD has got his pair of 807s modulating and is doubling his output power. If this is incoherent, blame it on the fishing at Moosehead Lake; we've been on a three-week vacation and haven't exactly lit the groove yet. Much is expected from the meeting of Rhode Island club representatives held at PRA Oct. 8th. According to *Zero Beat*, BIL and MIJ DX scores show more countries than there are listed. Only two reports were received this month. Come on, you guys and gals, you can do better than that! Traffic: W1VXC 85, BTW 33.

VERMONT—SCM, Robert L. Scott, W1RNA—SEC: NLO, PAM: AXN, RM: OAK, RPR took over from AXN as PAM October 15th. Howie has given Paul an excellent record to maintain. WNIZEK is a new Novice in Cuttingsville. CUN is the proud possessor of a new first-class radiotelephone ticket. The Rutland Amateur Radio Club is out of summer hibernation. BJP, IT, and RLS attended the Montreal Hamfest. PZX is back on 75 meters. VZE completed modulator and put it to use. The o.d. c.w. net has a better attendance (3501.5 kc.) than the 'phone (3993 kc.). Or are the 'phones just lost in the heavy QRM? WANTED: News items, etc., for your QST. Does everyone believe no news is good news? Traffic: W1RNA 208, OAK 189, AVP 33, VZE 24, TAN 16, VVP 15, IT 10, BJP 9, ELJ 2.


NORTHWESTERN DIVISION

ALASKA—SCM, Glen Jefferson, KL7NT—KL7AIR is still doing a fine job as Sourdough NCS and also works in the Fareast Net on 14,295 kc. daily. 10 meters opened very briefly a couple of days in September but has been blank since. KL7AA will be relocated soon, probably to the communication room of the Anchorage office of the Alaska Highway Patrol. KL7DG writes from Kodiak that the Kodiak Amateur Radio Club has been organized with the station call KL7AWR. The Club is running code classes twice weekly. KL7ANE, at Aniak, makes a report of long-haul emergency contact. KL7AWB now is running 1 kw to an 80-meter ground-plane vertical and reports some good DX and a solid local signal but not as good results in between. Traffic: KL7AIR 2785.

IDAHO—SCM, Alan K. Ross, W7IWU—Our Boise Club was honored by F. E. Handy, 1BD1, who also appeared on KIDO-TV. The S.E.T. went off quite well

(Continued on page 98)

Heathkit AMATEUR TRANSMITTER KIT



MODEL AT-1

\$29.50

SHIPPING
WT. 16 LBS.

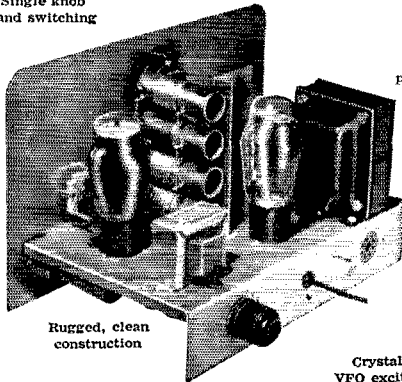
Range..... 80-40-20-15-11-10 meters
6AG7..... Oscillator - Multiplier
6L6..... Amplifier - Doubler
5U4G..... Rectifier
105-125 volts AC 50/60 cycles 100
watts
Size — 8 1/2" high x 13 1/2" wide x
7" deep

Pre-wound coils —
metered operation

52 ohm
coaxial output

Single knob
band switching

Built-in
power supply



Rugged, clean
construction

Crystal or
VFO excitation

Here is the latest Heathkit addition to the Ham Radio field, the AT-1 Transmitter Kit incorporating many desirable design features at the lowest possible dollar-per-watts price. Panel mounted crystal socket, standby switch, key click filter, AC line filtering, good shielding, etc. VFO or crystal excitation-up to 35 watts input. Built-in power supply provides 425V @ 100MA. Amazingly low kit price includes all circuit components, tubes, cabinet, punched chassis and detailed construction manual. (Crystal not supplied.)

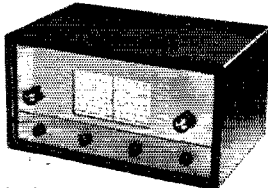
New HEATHKIT COMMUNICATIONS RECEIVER KIT

Four band operation
535KC to 35MC

Electrical band
spread and scale

RF gain control
with AVC or MVC

Range.....535KC to 35MC
12BE6.....Mixer oscillator
12BA6.....IF amplifier
12AV6...Detector - AVC - Audio
12BA6.....BFO oscillator
12A6.....Beam power output
5Y3GT.....Rectifier
105-125 volts AC 50/60 cycles
45 watts




MODEL AR-2

\$25.50

SHIP. WT. 12 LBS.

CABINET

Proxylin impregnated fabric covered plywood cabinet. Ship. wt. 5 lbs. No. 91-10. **\$4.50**



Six tube trans-
former operation

Noise limiter —
standby switch

Stable BFO
oscillator circuit

1/2" FM speaker —
headphone jack

A new Heathkit AR-2 Communications Receiver. The ideal companion piece for the AT-1 Transmitter. Electrical band spread scale for tuning and logging convenience. High gain miniature tubes and IF transformers for high sensitivity and good signal to noise ratio. Construct your own Communications Receiver at a very substantial saving. Supplied with all tubes, speaker, circuit components, and detailed step-by-step construction manual.

THE IMPROVED Heathkit GRID DIP METER KIT

- Pre-wound coil kit
- Range — 2MC to 250MC
- Meter sensitivity control
- Compact one hand operation
- Headphone monitoring jack
- Transformer operated

The invaluable instrument for all Hams. Numerous applications such as pre-tuning, neutralization, locating parasitics, correcting TVI, etc. Receiver applications include measuring C, L, and Q of components, determining RF circuit resonant frequencies, etc. Thumbwheel drive for convenient one hand operation. All plug-in coils are wound and calibrated (rack included). Headphone panel jack further extends usefulness to operation as an oscillating detector.



MODEL
GD-1A

\$19.50

SHIP. WT. 4 LBS.

HEATH COMPANY
BENTON HARBOR 9, MICHIGAN

Two additional plug-in coils are available and provide continuous extension of low frequency coverage down to 355KC. Dial correlation curves included.

Shipping Wt. 1 lb. **\$3.00**
Kit 341.

SKILLFUL ENGINEERING

plays a definite part in the excellent dollar value represented in the price of a Super-Six Converter.

Skillful engineering is responsible for exclusive Gonset circuitry that makes it possible to reduce the number of components required for optimum converter performance. Savings are effected since Super-Six requires less components to do a given job. These savings permit the use of more expensive, higher quality components with extra safety margins.

The answer here is simple . . . components used are better . . . it is merely that less are required in a cleverly engineered circuit. There is no compromise with performance. SUPER SIX DOES EVERYTHING A GOOD MOBILE CONVERTER MUST DO—covers six amateur bands, 75-40-20-15-11-10 meters, provides all the sensitivity that can be practically used in a mobile installation.

In the Super-Six, skillful engineering and production know-how combine to give you performance uninfluenced by price, compactness without compromise.

SUPER-SIX Six band MOBILE CONVERTER

52.50
Net



GONSET CO.

801 SOUTH MAIN ST. BURBANK, CALIF.

State-wide, on 1995, 3935, and 3638 kc. 1995 proved very good at night to cover the State. I personally urge joining into one of the nets, JFE, ACD, and ASA are Net Controls. New Emergency Coordinators are RBF, Grangeville; RFM, Orofino; and NLF, Bonner County. We now have 14 ECs in Idaho, FIS traded in his '47 Jeep for a '51 model, IQG, SHN, and IWU sport new Grid Dippers. Wonder when 10 meters will be good again. Minimum is with us we know; the *CD Bulletin* says the winter of '56-'57 will be the maximum, with a slow falling off to minimum again 10 1/2 years from now. Traffic: W7NH 104.

MONTANA—SCM, Edward G. Brown, W7KGG—The only reports received on the recent emergency test were from Laurel, Harlowton, and Billings. Emergency Coordinator NPV reports that among the stations in the S.E.T. at Harlowton was a steam-driven rig running about 120 watts. OPM, Billings EC, conducted a very fine drill with 20 members checking in, about half of them mobile. LBK, Laurel EC, tied in his drill activities with the Billings gang. Section Emergency Coordinator KUH reports that the Great Falls gang has GCS, BOZ, JGG, LWR, PCZ, OEI, and KUH on mobile. New Emergency Coordinators are JFR for Butte and BXL for Thompson Falls. CT still wants more stations to check in on the MSN C.W. Net and says a 5-w.p.m. operator is just as welcome as anyone. RDM was appointed Assistant EC for Laurel and is working on new 6Y6 modulator. With the death of LCM amateur radio has lost one of its most active and enthusiastic operators. Earl was always an inspiration to all of us with his bright and cheerful outlook. Traffic: W7MM 66, OPM 42, TDW 8, LBK 6.

OREGON—SCM, John M. Carroll W7BUS—Mobile activities still are going strong all over the State despite the beginning of fall activities. HRV reports in from Canada late evenings on 3940 kc. TVW works KLS and KH6s on his mobile. RKL has rebuilt his mobile with good results. CZ is going s.s.b. mobile. Interest in s.s.b. is mounting with FLS and BUS. FLS purchased a multi-phase exciter with slicer. NTN is recovering from a car accident. While he was in the hospital his XYL presented him with a YL harmonic. MQ is wiring up a new Viking. APD still is in Ranier despite static from the XYL. WQ is moving to W5-Land. IGI is out hunting wild game for the State and is missing from his nets. QBR is plumbing his house as experience for u.h.f. NFC lost his beam and antenna pole in a high wind. PRA has a new 32V-2. QJ reports a fine European opening on 14 Mc. in the middle of the month; he logged 31 stations in 80 minutes. IEY is in a veterans' hospital recovering nicely. WL is ill in the hospital. FNX advises the Astoria Club has two YL Novices, 12 and 13 years old. Traffic: W7AJN 95, QPS 80, PRA 20.

WASHINGTON—SCM, Laurence M. Sebring, W7CZY—SEC: BTV. RM: PIX. PAMA: EHH, PGY. BG has emergency supply rig all ready for any emergency. LVB lost horizontal antenna in the big wind. SJL is transmitter maintenance engineer at KVOS-TV in Bellingham. MSR/7 is the National Guard station at Camp Murray. HDT is busy installing new Gonset Super Six in his car so he can work cross-band from 10 meters. He has just finished a Heathkit grid dipper. OVJ is attending Washington State College. Another new ham in the Spokane Area is WN7TNM. RFP is back at Gonzaga. PUL has new 30-ft. ground plane that works FB. OPR has Elmac and Super Six installed in brand-new 98 Olds. Mr. F. E. Handy, 1BDI, visited several clubs and ham gatherings in this section during September and October. FLQ and GPT have wide-spaced 20-meter beams using 4-inch irrigation pipe (aluminum) for the boom. The VARC had an amateur radio exhibit at the Western Washington Fair in Puyallup again this season with 184 hams logged in the guest book, including KM6, KJ6, KH6, F7, and KL7. IYU and TGO are attending the College of Puget Sound. LEC is on the job again after recovering from severe burns. KL7CG is at radio station KPUY. SMB has logged some 396 QSOs with his mobile 6AG7/829B combo. WNTUIW and TKJ are new members of the VARC. The AREC e.d. gang from the VARC relayed traffic for the local Red Feather Drive Oct. 5th. Traffic: W7BA 1239, PGY 701, CZX 503, FRU 239, PIX 182, RXH 108, TH 101, APS 92, RAQ 83, KT 83, QYN 58, OE 53, CUMH 42, AIB 33, JFC 29, QOU 29, EHH 28, LYB 25, BG 22, AMC 21, FTR 17, FWD 13, SJL 11, GAT 10, BLX 7, CWN 5, PQT 5, EVW 4, OVJ 4.

PACIFIC DIVISION

HAWAII—SCM, James E. Keefe, KH6KS—KH6AVO announces the formation of the Kona Amateur Radio Club on Aug. 7th, with five charter members. AVO is president. The Maui Club requests the appointment of KH6ABY as EC for that Island. Congratulations to the Hilo Club on turning out newcomers WH6BAI, WH6BAD, WH6AZL, and WH6BAR. The Honolulu Club wishes to remind all Hawaiian Area amateurs that regular meetings are held on the 3rd Mon. of every month. Please attend! BPLs reporting for this month are KG6FAA, KA7LJ, KH6FAA, KH6AHQ, KH6AJF, and KA2KS; for August, KA7RC. FEARL members, please forward your reports as early as possible. I would like to see you get recognition

(Continued on page 100)



Finest grade quartz crystals are imported from Brazil. After careful X-ray analysis, diamond-edged saws slice them into thin wafers



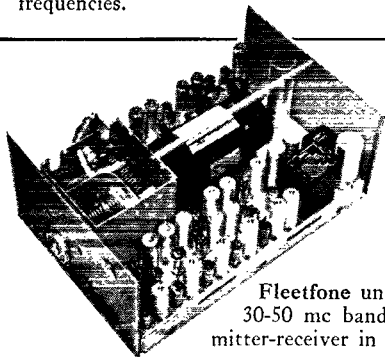
Precision gage checks accuracy of wafers to .0001" after they are sawed, machine-diced and ground to correct diameter—and ground to desired thickness by "lapping" process

Greater crystal stability *without ovens*

—one of 3 reasons why RCA 2-Way Radio

rates an expert's recommendation

1. Greater crystal stability without ovens—over entire temperature range.
2. Complete copper power circuit—eliminates voltage loss caused by using frame as ground return.
3. Splatter-proof clipper circuits—eliminate spurious noise, interference on other frequencies.



Fleetfone units cover 30-50 mc band. Transmitter-receiver in one case

RCA 2-Way Radio crystals are sawed, ground and lapped to stay within .001% or .003% (as required) of basic frequency over the entire temperature range—*without ovens*. Only the finest Brazilian quartz goes into their manufacture. To assure stability and activity over broad temperature limits, orientation of each crystal (before cutting) is determined by X-ray diffraction.

That's how an operator knows he will stay on correct operating frequency in Arctic cold or tropic heat.

RCA 2-Way Radio systems are available for the 30-50, 152-174 and 450-470 mc bands. Units can be quickly installed in any convenient location . . . are easy to service . . . and built for long-term performance.

Mail coupon below for further details



RADIO CORPORATION
of AMERICA

COMMUNICATIONS EQUIPMENT
CAMDEN, N. J.

RCA Engineering Products
Communications Equipment
Dept. 000, Building 15-1
Camden, New Jersey

Please send me, without obligation on my part, your new *free* booklet on RCA 2-Way Radio.

Name _____

Address _____

City _____ Zone _____ State _____


ROCKETQUAD

2 METER STACKED QUADRAPOLE

- HIGHER GAIN
- ALL DIRECTIONS
- ALL ALUMINUM

"6-8 db

GAIN OVER MY GROUND PLANE" Says W2BTA



HY-LITE presents a new version of Doc Ross's Quadrapole—The ROCKETQUAD—consisting of a pair of Quads stacked and matched, 90 degrees out of phase, at right angles. Stacking bars are provided with pre-set spacing, automatically setting the Quad spacing at the proper distance. Power gain of the ROCKETQUAD is twice that of the single Quadrapole.

The ROCKETQUAD is ideally suited to installations where omnidirectionality of signal reception is required, yet higher gains are essential. Ideally suitable for Police, Fire, Military, CD, AREC, or just rag-chew net installations.

Terminating impedance is just below 300 ohms and instructions for matching 52-72 ohms are included in the installation sheet.

\$1890 AMATEUR NET

For those owners of the single Quadrapole, the additional Quadrapole and matching transformer section may be purchased at the cost of \$10.95 net. Instructions included. The Balun matching of the single Quadrapole can be used without change of the Rocketquad.

MODEL 2 MR-Q

CATALOG RQ-12 FREE ON REQUEST

HY-LITE Antennae INC.

242 E. 137, NEW YORK CITY 51, N. Y.

for the work you are doing. Traffic: KG6FAA 7282, KA7LJ 2660, KH6FAA 1690, KH6AHQ 1586, KH6AJF 1344, KA2KS 266, (Aug.) KA7RC 1011.

NEVADA—SCM, Ray T. Warner, W7JU—SEC: HJ. ECs: KOA, LGS, NWU, OXX, TJJ, YO, and ZT. OPS: JJO, ORS; MVP. BJY received his ARRL 35-w.p.m. Code Proficiency sticker. Howard made his copy using a STICK1 NWU was a recent visitor in Southern Nevada. LGS and JU made their annual pilgrimage to Needles, Calif., to assist in furnishing communications for the Colorado River Out-board Marathon. The Southern Nevada Amateur Radio Club had its annual picnic on the shore of Lake Mead Sept. 27th. 9SWO and 9KJM are now permanent residents of Las Vegas. TKV, PRM, and RKE, of Boulder City, gave up ham radio long enough to go deer hunting. BVZ moved and is now a neighbor of PGD. CNG, of Carlin, is heard doing a fine job with 75-meter mobile. OXX and JU took in the ARRL Southwestern Division Convention in Los Angeles.

SANTA CLARA VALLEY—SCM, Roy I. Couzin, W6LZL—Reorganization is going on in the San Mateo County Area by the SEC. AEV hopes that plans for a new inter-city control will be the answer. The Mountain View Radio Club had a representative from Elmac give an interesting talk on tetrodes. The new club call is K6CKQ. The Monterey Peninsula Radio Club had Frank Roach of the State C.D. as guest speaker. The SCCARA had JDD, the representative of Pacific Tel. & Tel., who spoke on transistors. The North Peninsula Electronics Club had a business and organizational meeting. The PAARA also had JDD as guest speaker. The latest on license plates, if you haven't been informed already, is send a post card to ACN, 3234 Prentiss St., Oakland, Calif. Include your name, call, address, and the number of your license plate on the car now, not the small tab number. Do this right away if you want your call letter license soon after the first of the year. CAZ is active on 7-Mc. A-3. OTS is busy with his studies but keeps active with the mobile rig. YHM is back from KI7-Land and hopes to stay awhile. AIT is back on the day shift and hopes to have better traffic totals. NTQ finally finished off his WAC and WAS. WMM finally has 144-Mc. mobile and still is working on all-band exciter. MMG is keeping busy but manages to check into BAN. Traffic: W6CAZ 4, WMM 4, AIT 3.

EAST BAY—SCM, Ray H. Cornell, W6JZ—Asst. SCMs: Guy Black, 6RLB, and Harry T. Cameron, 6RVC. SEC: WGM. RMs: IPW, JOH. PAM; LTL. ECs: AKB, CAN, CX, DNX, FLT, NNS, QDE, TCU. Our congratulations to the new SCM of the San Francisco section, Wally Buckley, GGC, and his able and hard-working first assistant, Rose. Traffic activities in the Pacific Area will benefit from the newly-formed Pacific Area staff which plans to iron out the problems of net coordination and cut down on lost motion in traffic handling. JZ is chairman. New officers of the Skyriders Net are ELP, pres.; Mrs. ANK, vice-pres.; NCL, secy.; RSH, treas. ACN reports that he can save a great deal of delay in getting license plates for those hams who send him their call, QTH, and car license number. Among those taking part in the mock air attack and civil defense drill in Castro Valley on Sept. 13th were ANK, BNB, BSY, EKF, GGS, IDB, JLG, JNY, JOP, KKB, KNJ, LGE, NDN, OAO, FUI, STV, TUN, TQJ, VJS, and YUS. The Mt. Diablo Emergency Net meets at 8 p.m. Mon. on 28.68 Mc., reports YDI. The Mt. Diablo gang once again took part in the annual Walnut Festival. Among those providing communications were HYV, JYZ, NHT, QEN, and RVC. Their OMs are finding out that KN6BQV and PIR are tough competition on the air. LTL, our new PAM, has a pair of 4-250As nearly ready to go. HRZ is attending Chico State and working at KHSI-TV. JVG is attending Contra Costa J. C. and working at KRE. BFZ now lives in Oakland. JOH reports his activity is 100 percent traffic. Mission Trailers in the East Bay section are AKB, ASI, EIG, EKF, K6FAL, GIP, LL, OEL, PIR, QZ, RDA, VIN, WSH, and YDI. JK reports bearing some fairly good DX on 20 meters. DSZ is having a lot of fun with antennas at U. C. ZA now is on 2 meters. CA is new secy. of EBRC. The new refreshment committee is WZR, RDA, YSX, and DNX. The V.H.F. Party was a big event for EBRC members, with VSV and RLB on Mt. Rose, Nev., MXQ in Oregon, CDT on Mt. Vega, OHQ on Mt. Diablo, and JHV in San Luis Obispo. IBDI visited the CCRC at the QTH of the EBRC on Oct. 7th after visiting EE and the Oakland c.d. center. He stated that the c.d. work of Bay Area hams compared with the best anywhere. Napa Valley AREA meets the 2nd Fri. in the Napa City Hall. The SARO had hidden transmitter hunts in September and October. Oakland RC repeated its annual auction. Traffic: K6FAL 1460, W6JOE 123, JZ 102, IPW 90, RLB 9, RRH 9, YDI 6.

SAN FRANCISCO—SCM, Walter A. Buckley, W6GGC, JU 7-4902—SEC: NL. EC: BYS. As my first assignment as SCM of the San Francisco section I would like to thank ATO for his assistance in helping me with the details and responsibilities of the office. The San Francisco Radio Club meets the 4th Fri. at 51 Lakeshore Plaza, San Francisco. K6BJ was the guest speaker at the September meeting. The topic, "Instrumentation," was enjoyed by all. The HAMS meets at 1675 Van Ness Ave. on the 2nd Fri. At the Club's recent annual banquet the following new offi-

(Continued on page 102)



**YOUR ELECTRONIC
EQUIPMENT**

Demands Highly Specialized

WIRE

**THE MANUFACTURERS
AND SERVICE MEN
WHO SERVE BEST**

Specify

Belden

WIREMAKER FOR INDUSTRY

FOR A MERRY CHRISTMAS

Hudson BUYS

can't be BEAT!



**New Elmac AF-67
ALL-BAND
TRANS-CITER**

Designed as an exciter-speech amplifier, VFO, driver, or complete low

powered transmitter. May be used for under-dash mobile or wherever an all band VFO transmitter is required. A single control bandswitches all stages simultaneously 160 through 10 meters. A maximum of 60 watts input to the plate of final tube with output efficiency of 70 to 80% may be obtained from the AF-67. Speech amplifier for driving higher power modulators. Can be operated from 6 or 12 volts AC or DC. Cabinet: 11 1/4 x 7 x 8 1/2" 18 lb. Model No. AF-67 including 10 tubes and 15-prong power connector Amateur Net **\$177.00**


Swell Gift for Hams!

VIKING VFO KIT

Variable frequency oscillator with 160 and 40 meter output for frequency multiplying transmitters. Calibrated for ham bands from 160 thru 10 meters. All parts, assembly and calibration instructions included.

Viking VFO Kit, less tubes, **\$42.75**
Amateur Net

Wired and tested, with tubes, \$63.75



HUDSON IS

HAM HEADQUARTERS

for Complete Stocks all Standard Brands of Amateur Equipment, Tubes, and Accessories.

the famous
BOB GUNDERSON
W2J10
invites you to write, or come in for a chat, at our
UPTOWN Store: FRIDAYS
DOWNTOWN Store: SATURDAYS
NEWARK Store: WEDNESDAYS

Learn the Code with

JCT AUDIO CODER

No. 27F541

Net Cost **\$125**

Learn code, then use as audio amplif, sig. gen. Designed for control by automatic or manual key with output to hi or lo imp. phones. Vol & Tone Controls. Cabinet 5 x 6 x 4 1/2", grey steel.

No. 27F542 with speaker **\$14.00**



Instant DC Power with

JCT MINI-PACK

Selenium rectifier with built-in filter network. Power your receiver, oscillator, freq. monitor. Input both models 117 V AC, 2 3/4" dia. x 4 1/4" length.

Model P, 320 V. DC no load, 10 Watts, 40 Ma Max.

Model R, 108 V. DC, regulated, 0-20 Ma.

Either model, net each **\$735**



FREE! JUST OUT!

Hudson's Sensational "GIVEAWAY CELEBRATION"

Bargain Bulletin . . . undreamed of Values in Radio & TV Equipment and Components. Dont miss out! Send for YOUR FREE COPY today.

Dept. Q-12



Hudson
RADIO & TELEVISION CORP.
ELECTRONIC & SOUND EQUIPMENT

Please include 20% Deposit with COD Orders

Adjoining Radio City
48 W. 48th St.
New York 36, N. Y.
Circle 6-4060

Downtown N.Y.C.
212 Fulton St.
New York 7, N. Y.
Circle 6-4060

In New Jersey
35 William St.
Newark 2, N. J.
MArket 4-5151

Both N. Y. Stores
Open Thursdays till 9 P.M.

Open Wednesdays
till 9 P.M.

cers were installed: NAC, pres.; JWF, vice-pres.; SDN secy.; and URA, treas. The San Francisco Naval Shipyard Radio Club had a wonderful steak dinner at its annual picnic held at Stevens Creek. Sound movies were taken and shown at the last meeting. The SFNSYRC meets the 1st Fri. at the Naval Shipyard and the 1st Fri. of odd months at CXO (Red Cross Bldg.). The Cathay Club meets the 2nd Fri. in Chinatown (San Francisco). The Sonoma County Radio Club, LOU EC, meets the 1st Wed. at the County Court House, Santa Rosa. Mobilers holds an 8:30 a.m. breakfast the 1st Sun. of each month at "Perculator," Oakland, and the 3rd Sun. at "Perkins," Redwood City. The 29ers, a fast-growing 10-meter mobilers group in Bay Area, held a get-together at the home of FCK. The Humboldt Amateur Radio Club holds meetings the 2nd and 4th Fri. in Civic Auditorium, Eureka. SLX is the EC. The Tamalpais Radio Club meets at the home of OZC, 7 Loma Ave., Tiburon. The Club has a new trailer and rig but needs the manpower to assemble it and get it rolling. The Marin Radio Club meets the 2nd Fri. in American Legion Hall at Larkspur. GCV has a new Cathode Follower and modulates 250-watt rig on MARS frequency. PW is back on the air after many years; he has 100 watts on all bands and 2TFD antenna. VS has invented a new mobile antenna using baby coils and a fishpole. UNP is putting up ground plane for his 20-meter rig. BUR is building a new beam for 20 and 15 meters. FAX and BMY are building a new version of mobile antenna using spiral center-loaded whip. SUP needs a 1400-foot-long wire 50 feet above ground. GQA reported 25 infractions for the month, mostly out-of-band stations and second harmonics. LOZ and GQK were active in the V.H.F. Party on Mt. Rose. BAZ worked Oregon. MXQ was on Ashland Peak from San Francisco. AJF worked Nevada and JHV/6 at San Luis Obispo. BYS took the green-eyed monster to Mt. Rose but was snowed under. Congratulations on the new calls to KN6BPD and KN6BZY. The November propagation centered on San Francisco can be obtained from the OES, NAC. Traffic: W6SWP 516, GGC 137.

SACRAMENTO VALLEY — SCM, Harold L. Lucero, W6JDN — SEC: AVZ, OBS: OMR and AKF. ORS: OMR, PAM; TYC, BIL reports that his 20-meter folded dipole broke its mooring at one end and decided to go vertical and that's when the DX started rolling in. ETT is visiting European hams during a tour of the Continent, SXF has a couple of natural tall tree masts at his new QTH. PZG has his 813 rig on the air for the first time with no TVL K6FR, new in this area, is getting right into things here. K6FAV deserves a big bouquet for his untiring work with his classes for prospective hams. KKI pinch-hits for K6FAV when Walt can't make his code classes. HNL and DOA had a 15-minute program on the local TV station featuring amateur radio as a hobby. CGJ has joined the ranks of Viking owners. The Golden Empire Radio Club held its 6th annual barbecue with 36 attending. AVZ, our SEC, thanks you fellows for all the aid you have given him. REF fell and broke her leg but continues active in the Mission Trail Net, MARS, and MARS club code classes, as well as attending classes in radio and theory at Grant Tech. College evenings. BIL has been doing fine work with traffic from Japan; he also has worked 137 countries. Ken Hughes attended the last meeting of the Sacramento Amateur Radio Club. A civic defense surprise check-in was held Sept. 9th. Col. Kitchen, local c.d. head, was patched into 75 meters over DIE with ILZ at the operating console. JEQ checked in the 10-meter gang. KKI, a low-frequency man, is fixing for 2 meters. LEV is building a 2-meter rig and receiver. K6AKF and W6OJB were located in Lassen Park for the V.H.F. Contest. OJB worked 36 stations and 3 states from a point just below Emerald Lake on 2 meters. ZF reports the following: OPY is on the San Joaquin Net, 3532 kc, daily at 7 p.m. TYC says he is going back to c.w. ASI is nearly finished with new rig, 1 kw, to a pair of Elmac 250THs. HSB and HTS are new MARS members. GDO is mobilizing. VBI licked the birdies in the VFO. JN has a nightly sked on 75-meter 'phone with an old friend in the Bay Area. PIV is hot on 144 Mc, KME is on 80-meter c.w. ZF still is rebuilding 4-400A final. Traffic: W6TYC 69, K6NAK 42, W6OPY 31, REF 30, ILZ 16, AVZ 15, JDN 4.

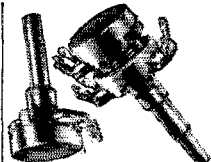
SAN JOAQUIN VALLEY — SCM, Edward L. Bewley, W6GIW — SEC: KRO, RM; EXH. I had a nice visit with EXH recently. Vic's many friends will be happy to hear that he is getting along fine and the doctor is pleased with his progress. While there I saw the new Globe King, a birthday present for GQZ from Vic. The same day I found BCL atop Mt. Diablo, getting very good results on 420 Mc. The Stockton Club has a new meeting place at COP, and is getting started on a big c.d. program. More details next month. LRS has a new QTH with less QRM. VPV is another s.s.b. convert. FIP moved to Stockton. The Turlock Club held its first meeting of the fall season and made plans for a transmitter hunt as its first fall project. OPU is back on the air after a long illness. BNP still is on the sick list, but is recovering satisfactorily. PIQ is back at his old QTH. KFC is new EC for Stanislaus County. PRA reports a total of nine hams in Lindsay, including newcomers K6BZS and KN6BUF, who are getting good results with a 117L7 running 1.7 watts. Traffic: W6OBA 29, GIW 25, EBL 14, MGP 11, TXM 8.

(Continued on page 104)


1 CONTROLS




Model B16 Radiohm™
Miniature




Twin and dual concentric Radiohms



Model B Blue Shaft† Radiohms




Type AB Adashaft® Radiohms



Compentrolf
Infinitely variable
loudness control

2 SWITCHES



PA-2000 Miniature Rotary, Steatite Insulation

FOR SALE!


These and 100,001 other Centralab quality electronic components

HERE'S a perfect check list to determine your electronic needs. And there are hundreds of variations available to you. Whether you need a few items or dozens — no other single manufacturer can offer you such a wide choice of standard fastest-for-servicing parts. That's why Centralab is the industry's No. 1 electronic component source . . . and keeps your distributor supplied with the latest developments in the fast-changing electronics field.

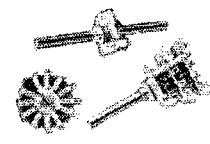
You know CRL parts are your best value because each is backed by a written guarantee. That means they're safest for servicing. And you'll agree that's mighty important for building consistent customer satisfaction.

So when you need parts, look for the familiar blue and white CRL package — the product inside is the result of more than 30 years of electronic experience. This experience has pioneered many profit-building "firsts" for you! For complete performance data and engineering specifications mail coupon.


† Trademark
P.E.C.—Printed Electronic Circuits




1400 Series, Standard Rotary, Phenolic Insulation



2500 Series Standard Rotary, Steatite Insulation




Small General Purpose and tone




Ham Type

Complete Switch Kits


3 CAPACITORS




BC Tubular TC Tubular




BC Discs



TV HI-VO-KAPS®

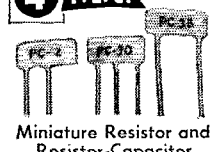


Transmitting Capacitors




Ceramic Trimmers

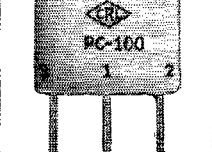
4 P.E.C.




Miniature Resistor and Resistor-Capacitor Units



Standard Triode Couplate™




Vertical Integrator




PC-50



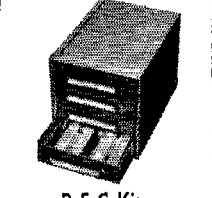
PC-90



Audet™
Audio-defector plate



Ampec™
standard and miniature
3-stage amplifiers




P. E. C. Kits

Centralab

A Division of Globe-Union Inc.
912-L.E. Keefe Ave., Milwaukee 1, Wis.
804 Mt. Pleasant Road, Toronto 12, Ontario

Please send me Catalog 28 with information on Centralab products.

Name.....
Title.....
Company.....
Address.....
City..... Zone..... State.....



AMPHENOL twin-lead folded dipole ANTENNA

The AMPHENOL amateur communications antenna kit has proved to be very popular with amateurs everywhere. They have found the antenna to be economical in initial cost, efficient in operation and sturdy. Utmost accuracy is assured because the amateur cuts the antenna to the specific frequency he desires and does all assembly work himself.

The amateur antenna kit is available in four models: 10, 20, 40 and 80 meters.



The complete kit includes:

- 2 lengths of #16 copper-clad steel conductor twin-lead, cut to band length.
 - 1 75-foot length of standard 300 ohm twin-lead for use as lead-in.
 - 1 high strength laminated T-block.
- Assembly and installation instructions.

AMATEUR NET

10 meters	\$5.35	40 meters	\$ 7.80
20 meters	6.00	80 meters	11.25

see your **AMPHENOL** radio parts distributor

AMERICAN PHENOLIC CORPORATION

ROANOKE DIVISION

NORTH CAROLINA — SCM, J. C. Geaslen, W4DLX — Reports are very slim again this month, so a short column here. The Cramerton gang put on a junior-size ham-fest-party in honor of OXH. Although Oscar is blind he has become a fine active ham and the gang is rightfully proud of him. About 65 hams were present, including some 20 mobiles, and all had a big "yak-fest" and stuffed themselves with barbecue. IMH, at Plumtree, is back working traffic on NCN and TLAP. TMV, at Raleigh, is new NCS of the Tar Heel Net. Let's not forget, the SCM can't fill this column unless you write in. Traffic: W4VHH 71, IMH 40, PIC 17, YUV 14, DLX 4.

SOUTH CAROLINA — SCM, T. Hunter Wood, W4ANK — The Greenville Club reports the loss of Ann Fox, HTT, who passed away on Aug. 10th. The following mobile stations reported into the "Mobile Roundup" during September: ANK, BIZ, DX, DXW, LTF, NJG, NQP, NWB, OSC, SZG, TPE, TWV, TYS, ULH, UPK, ZVY, and 1PPA. The mobile net meets at 2:30 P.M. each Sun. on 3930 kc. Mobile activity in South Carolina is growing, with many reporting getting ready for mobile operation. Get on the bandwagon, it's a lot of fun. OSC is on 2 and 6 meters. UNO reports on Rock Hill participation in the Simulated Emergency Test. During the S.E.T. Charleston had 14 mobiles and emergency rigs on with a total score of 152. New officers of the Charleston Amateur Radio Club are ZRH, pres.; TWV, secy-treas.; and DFC, trustee. ZVY reports that 1PPA now is 4CAL. BJE is prepared for emergency operation from Walterboro on 3550- and 3525-kc. c.w. FM has demonstrated his battery-powered rig on 75-meter 'phone and 80-meter c.w. UFP will operate week ends only during the college term and reports that the damage to his big rig caused by fire has been repaired. Traffic: W4ANK 200, EDQ 10, YOS 2.

VIRGINIA — SCM, H. Edgar Lindauer, W4FF — As I write this (Oct. 25th) I find myself quite frustrated way out in Kansas City, Mo. Three and one-half weeks ago found me en route for this QTH on a business trip with HQN. It was to be for only 5 days. All the reports sent in by the faithful are resting expectantly at my home QTH. Therefore, I may have to rely on a fairy godmother in order to insert the traffic reports at the end of this epistle. If they don't appear it's because I was unable to forward them in time to make this issue of QST. LW really is producing a fat, juicy VA Bulletin. As you may have noted from its size, it is going to take continuous flow of financial support to keep it that way. 6BYV/4 is Net Mgr. of 160-Meter Net on 1895 kc. NCS will be on voice, but traffic reporters should be prepared to work c.w. on the frequency assigned to them by the NCS. The time is 1900 EST, same as VN, to allow proper liaison and reduce loss of service time in handling to give 160-meter stations an opportunity to clear traffic through established mediums. Elsewhere in this issue is an announcement of my resignation as SCM, brought about by a change of QTH to Maryland where I have retired for the duration of time or something. It goes without saying that this part of my life is regrettable as I have thoroughly enjoyed our associations and want to again repeat sincere thanks for the help, loyalty, and willingness of everyone to keep Virginia out in front, both community and hobby-wise. From Maryland I will always keep my hand on the "brass" and my tongue in the mike.

WEST VIRGINIA — SCM, Albert H. Hix, W8PQQ — ETF is new NCS and GEP Asst. NCS of the West Virginia 'Phone Net on 3890 kc. AUJ is continuing as NCS of the C.W. Net on 3570 kc. Both nets now meet Mon. through Fri. at 2100 EST. RKV gave a very interesting talk on s.s.b. principles at the last Tri-City Club meeting. CCN is new president of MARA. LBT bought 32V-1, Elmac A54-H, and PMR-6A mobile gear. QHG has new Viking rig and 40-ft. down-spout vertical in operation. SET is on with a half-kw. on the 'phone bands. He and QHG are next door neighbors and share each other's antennas. HZA is Acting NCS of the C.W. Net on Tue. The Weston Club had 5 stations operating on 6 meters in the S.E.T. Oct. 3rd and 4th. VPO put up a new 75-meter antenna. HZH also has the call ORT and is active with two stations. Your new SCM would like to remind AREC members to watch the expiration dates on their cards and appointees to send in their certificates for renewal when required. LSG is in Brazil on business. GTQ is attending Marshall College. EOJ is building a new kw. all-band Pi-network final. PQQ got QSLs from CE0AA; he worked him on 3.5, 7 and 14 Mc. CLX is installing some commercial fixed station and mobile units. Traffic: W8AUJ 114, HZA 28, MBA 9, LBT 5, PQQ 5.

ROCKY MOUNTAIN DIVISION

COLORADO — SCM, Karl Brueggeman, W0CDX — SEC: AEE. The Denver Radio Club had a fine exhibit of amateur radio equipment at the recent local Hobby Show. Your writer, on behalf of all amateurs, wants to thank WLN for his fine job in organizing the exhibit and presenting it to the visitors at the show. Those who participated were HEW, OZE, FMV, OIS, GQY, LO, IC, CDE, JPI, OMG, LTL, CDX, ERR, and OM. New officers of the


(Continued on page 106)

be a
SANTA CLAUS
 TO YOUR NEIGHBORS
 INSTALL A
BUD LF-601
 LOW PASS FILTER ON YOUR RIG



More and more of your neighbors will be buying TV sets, especially during the holiday season.

You can be a Santa Claus to your neighbors by giving them the gift of more trouble-free reception by reducing or eliminating T.V.I. caused by your transmitter. Install a Bud LF-601 Low Pass Filter today!



Size 12" x 2 1/2" x 2 1/4"

Amateur Net — \$13.95

Harmonics can be greatly reduced or eliminated at the transmitter by the use of a BUD LF-601 low pass filter, which has the following characteristics:

1. Minimum attenuation of 85 decibels on all frequencies above 54 megacycles and a minimum of 93 decibels above 70 megacycles.
2. Maximum rejection is adjustable from 55 to 90 megacycles. This tunable feature provides two slots at least 100 decibels down on any TV channel.
3. The cut-off frequency is 42 megacycles.
4. The unit will easily handle a full kilowatt modulated on a reasonably flat line.
5. The insertion loss is less than one DB.
6. Since the design of this filter provides an adjustable feature, the unit can be used with either 52 ohm or 72 ohm coax.
7. Each inductance is in an individually shielded compartment.
8. All capacitors used are variable.

Point out to your neighbors that causes other than your transmitter are responsible for T.V.I. These are short wave broadcasters, diathermy and X-ray equipment, automotive and airplane ignition systems and other sources. SUGGEST THAT THE USE OF A BUD HF-600 HIGH PASS FILTER WILL ELIMINATE OR REDUCE INTERFERENCE FROM THESE SOURCES.

The HF-600 high pass filter is designed to have a cut off frequency at 42 megacycles, thus this filter rejects signals from 0 to 42 megacycles. It is within this range that the majority of signals causing interference would be received. Since there is no attenuation above 42 megacycles, picture strength or quality is not affected. This unit is easily installed on the T.V. set. Amateur Net — \$3.00

See these highly efficient filters at your distributor. If he does not have them, write us, giving his name.



Size 3 1/4" x 2 1/4" x 1 1/4"



BUD RADIO, Inc.

DEPT. Q, 2118 EAST 55th STREET

CLEVELAND 3, OHIO



DALE
has 'em!

BEST BRANDS
FAST SERVICE
COMPLETE STOCKS

Bill Cummings, WIRMG

You probably remember when the lad in the ad used to crow, "I'd walk a mile for a Camel." He was a tenderfoot compared to the ham who climbed on his camel and traveled almost 100 miles to Dale Electronic headquarters in New Haven on a recent Saturday afternoon. *

He had a good reason. Said he was looking for a place where they had time to help him work out his problems. He'd heard the word about our helpful service, so he came to see. Must have enjoyed the reception, because he stayed to buy a large package of equipment.

That OM made one comment before he left that I'd like to frame and hang on our wall: "You boys seemed more interested in solving my problems than in selling me new gear." I guess it's the Ham in us. Still, good service is good business, so we'll keep playing it that way.

Brands? You name 'em. Dale has National, Collins, Hallicrafters, Hammarlund, Elmac, Central Electronics, Gonset, and you know all the good names. They're all here.

By the way, we've been experimenting with 'single sideband' transmission. Quite a story. When you're in town, stop in and we'll trade info — or drop me a line and I'll write you.

* Yes, we're open all day Saturdays until 5. Write to me for trade-ins, terms, and answers to your problems.

DALE ELECTRONIC DISTRIBUTORS

Serving the Entire Electronic Industry

Sound . . . Industrial . . . Service . . . Amateur

150 JAMES ST., NEW HAVEN 13, CONN.

SPruce 7-5555

Denver Radio Club are BON, pres.; LO, vice-pres.; ERR secy.; and GQY, treas. OMN, EDG, and WN8OYG were hosts at a picnic held Sept. 20th for the hams of North-eastern Colorado and the adjoining areas of Kansas and Nebraska. OMN and EDG are starting a class in radio for beginners. KHQ is trying to fill some of the TCC schedules so he won't have to handle them all himself. LCE spent the summer bouncing commercial 2-meter signals off those Colorado mountains with PXX. GQY has an Elmac in the car with loading coils (plug-in) for all bands. SUP has a new Viking II and promises to spend more time on the air now that his driving schedule has eased up. CYT gets this month's bad luck prize — three contacts before his rig went out again. JPI is back from White Sands Proving Ground. He has a new Super Six and an all-band rig. Traffic: (Sept.) W0HKE 3927, KHQ 1068, BWJ 11, OTR 7. (Aug.) W6HKE 3029.

UTAH — SCM, Floyd L. Hinshaw, W7UTM — Now that the fall season is with us, it is hoped that all are ready to work to make the coming operating season the best in our history. We certainly have been given a fine incentive by Mr. Handy's visit in September. Thirty-six interested amateurs attended the meeting. CCC is keeping a tri-weekly sked with LA on 3900 kc. KH6OT, W7KGP, and TER are students at Radio Institute in Salt Lake City, where ONH and JHM are instructors, with CCC as chief instructor. LQP is working on his table-top kw. EWX and SP are deep in c.d. activities and have the control station equipment completed. GPN reports they have a room for c.d. in station KOPP and are receiving some support from the City of Ogden. The SCM would appreciate some news from amateurs in the southern part of this section for inclusion in these write-ups. Traffic: W7CCC 7, UTM 7.

SOUTHEASTERN DIVISION

ALABAMA — Acting SCM, Jack D. Gray, W4SXS — EW went to 2 meters and is doing all right, too. KAC is in the process of going on 2 meters. AUP is considering mobile operation. GQE and 5ONL/4 get the DX. FMW has the new low-power rig finished. Opelika has a new ham, AZX. PXM has a new 20-meter beam up. The A.P.I. Radio Club held its first meeting of this quarter Oct. 29th. Glad to have the boys back at Auburn and to hear UJJ on the bands again. From reports there is a nice crop of hams enrolled this quarter. MQK has been assigned overseas duty and his father, PWS, is getting up a vertical to keep in contact with him on 20 meters. Our best to GJW, who has been a swell and faithful SCM. His resignation leaves Alabama in need of an SCM. Traffic: (Sept.) W4KIX 75. (July) W4RLG 35.

EASTERN FLORIDA — SCM, John W. Hollister, jr., W4FWZ — Merry Christmas, gang. Congrats to the nets and members who did such a good job during the storm emergencies. All the NCS deserve credit. The AREC gang is especially commended. September also saw the Palmetto Net, the Gator Net, and the Novice Hurricane Net blossom out. Bradenton: TAS, new EC, got off to a good start with the AREC. Clewiston: Welcome home to PJU. Ft. Meade: AXY is building 300-watt s.s.b. for 3.9 and 7.2 Mc. Gainesville: WEM, new EC, needs help to revive the Alachua AREC. Holly Hill: AYT, ex-2GXP (P.O. Box 457), using Viking and 129X, reports into the Palmetto Net and says 21-Mc. DX is good. Jacksonville: The JARS highlights meetings with good films. Key West: ZBF reports the Club is running a 144-Mc. contest to benefit AREC. NQW is welcomed back. OPZ is on 3.9-Mc. phone. Lakeland: Vie reports MYY is trustee of the Club station, BOW, and the Club is now an ARRL affiliate. Miami: The Flamingo Net had a hidden transmitter hunt and plenty of success with direction loops. DEN has 35 members on 29,044 kc. IEH is on s.s.b. The Club (NVU) is getting the BC-610 overhauled for serious work. IYT says we need an S.E.T. twice a year. Sarasota: Welcome back to BU. 3ERU and his XYL are honeymooning around the old stomping grounds. TFP reports S.E.T. plans were made with the emphasis on mobiles. Tampa: Net members: Get ready for the Tampa State Fair starting Feb. 3rd. The usual 4000 messages are expected from DUG, LDM and KZT work in 8' phone nets! The home QTH of LDM is Winter Garden and KZT hails from Powder Springs, Ga. Wheeler, at McMill, says his operating time is limited but look at his traffic count for himself and XYL. Traffic: W4DVB 288, TPN 189, DRD 164, LDM/KZT 122, IM 102, PZT 102, TJU 81, BMY 72, ZIR 68, FWZ 59, KT 35, IYT 16, DES 15, VIE 15, TAS 11, TFP 9, TWE 7, LLO 6.

WESTERN FLORIDA — SCM, Edward J. Collins, W4MS/W4RE — SEC: PLE. Hurricane Florence kept the Western Florida gang hopping. Among those doing hurricane work were PTK, TTM, PQW, SZH, MS, RZV, ROM, AOK, and AXP. WN4AYS has a new Harvey-Wells. WN4BGG has a new NC-88. CCY is the newest Penny ham. HJA has fired up the rig again. JBJ is working at WFFA-TV Channel 48. YFF, YFG, and YFH have a Viking II ready for the air. PQW had swell publicity and photos in the newspaper for his hurricane work. SZH is trying for a perfect transmitter. AXP has two new 30-foot masts. YRF is increasing power. UXW/V06 passes his best to the gang. UCY is trying the lower frequencies. MS is working on a

(Continued on page 108)

TWO NEW STANDARDS FOR AMATEUR MOBILE RECEPTION

MORROW
FTR

MORROW
5BR-1



Discriminating amateurs throughout the world are using more and more MORROW Converters because they recognize the economy and dependability afforded by these superior units. Constant research and quality-manufacturing have combined to produce in the MORROW 5BR series a mobile converter of unsurpassable amateur band performance. You can't beat their rugged durability and reliable operation. Dollar for dollar MORROW Converters are better because they are designed better, employ higher quality components and are manufactured with more care. Note these features:

1. IMPROVED SIGNAL/NOISE ratio obtained through use of Hi "Q" coils on Poly forms and high gain circuitry.
 2. EXCEPTIONAL STABILITY assured by Temperature Compensated Clapp Osc. and Mixer.
 3. THREE GANG TUNING and SEPARATE COILS for each of the 5 bands in RF, Mixer and Osc. sections virtually eliminates images and birdies.
 4. BDCST TRAP built in to prevent break-through at IF frequency.
 5. CALIBRATION ACCURACY ASSURED, with oscillator coils permeability adjusted, and maintained over wide temperature variations by O temp trimmers and compensating padders.
 6. EXCELLENT BANDSPREAD on large, easy to read dial, spreads each band across the entire scale. Covers: 3.5-4.0, 7.0-7.3, 14.0-14.35, 21.0-21.45 and 28.0-29.7 Mcs.
 7. MORROW NOISE LIMITER effectively reduces ignition and external pulse type noise.
 8. DUAL DOUBLE-TUNED IF AMP affords good selectivity and accurate reset capability when used with auto radios. Output freq: 1525 Kcs.
 9. SSB RECEPTION obtainable when used in conjunction with new MORROW FTR receiver.
 10. LESS INSTALLATION FUSS, merely plugs in for all connections when used with FTR receiver.
- Complete with mounting hardware, connecting cables and instruction manual for easy installation. Dimensions: H:4", W:5 7/8", D: 7".

We predict the new MORROW FTR receiver will establish a new standard for mobile amateur communications. The FTR is engineered to achieve the optimum in stability, sensitivity and selectivity, comparable to the finest communications receiver. The ten tube circuit features 15 tube performance and is designed to replace the auto radio as a companion unit for the MORROW or any other converter with output between 1400 and 1600 Kcs.

Electrically the FTR is a crystal controlled, fixed tuned superheterodyne combining time-proven circuits with many exclusive MORROW engineering accomplishments. The use of high quality components and materials, the excellent construction and the multi-purpose tubes in the FTR assures an initial and continued high degree of performance characteristics. The new receiver's compact size and multiple functions offer amateurs exceptional versatility of installation and operation. Here are the specifications:

HIGH SENSITIVITY is less than 1 mv when used with the MORROW or other good quality converter.

SHARP SKIRT SELECTIVITY of 3.0 Kcs. bandwidth is obtained with 200 Kc. IF amp.

EXTREME STABILITY is sufficient for good SSB reception. Silver mica or temperature compensating condensers in all LC circuits. Resistors and ceramic condensers are mounted on terminal boards.

HERMETICALLY SEALED "S" METER operated by built-in VTVM in both AVC and Manual positions. Meter also used as **FIELD STRENGTH METER** for adjusting transmitter to maximum output.

SERIES NOISE SILENCER effectively suppresses pulse noise such as ignition interference.

ADJUSTABLE SQUELCH CIRCUIT that responds only to signals, never to noise alone.

THREE STAGE AUDIO amplifier affords ample loudspeaker volume even on weak signals.

Complete with separate power supply, connecting cables, mounting hardware and instruction book. Dimensions: H: 4", W: 5 7/8", D: 7". Optional equipment: Model SH, 5" heavy duty PM speaker in cast aluminum case with universal mounting bracket.

5BR-1 with built-in noise limiter.....\$ 74.95.

5BR-1 less noise limiter.....\$ 69.95

5BRF designed specifically for new FTR.....\$ 67.95

FTR RECEIVER

(Including Federal Excise Tax).....\$128.40

SH 5 in. PM heavy duty speaker with case \$ 7.50


Prices Amateur Net



MORROW TOP HAT

Mounts above loading coil of any standard whip antenna. Greater antenna efficiency.

\$2.50 Amateur Net



MORROW GC10 & GC20


Tuned Generator Noise Filters for 28 or 14 Mcs. Tune for minimum hash level in receiver.

\$3.75 Amateur Net

MORROW
RADIO MANUFACTURING CO.
SALEM, ORE.

THE SYMBOL OF QUALITY

THE TRANSFORMERS



QUANTITY

you can see!

"Beauty is only skin deep," but the distinctive appearance of Triad Transformers is an outward evidence of inner quality, more than simply good looks.

Brilliant design, fine materials, precision manufacturing techniques and skilled craftsmanship contribute to the end result, which looks like—and is—the finest transformer made.

Triad Transformers are sold by principal jobbers in leading cities.

Write for Catalog TR-53D.

T **TRIAD**
TRANSFORMER CORP.
4055 Redwood Ave., Venice, California



sync. generator to improve the quality of the TV transmitter. ODO is experimenting with u.h.f. antennas for TV. DAO stays on 75 meters because of TVI. NJB will have an FB shack in the new QTH. NOX was heard doing an FB job during hurricane. IREV/4 keeps skeds with the folks up New England way. JPD had lightning burn up the TV antenna lead. UW is QRL/Sheriff radio. PAA is campaigning for Director. WN4ZPN works the rig in the early hours. VR lost half a tower at WCOA during the hurricane. AXF and UQZ are QRL school teaching.

GEORGIA — SCM, James P. Born, jr., W4ZD — SEC: EJC. PAM: LXE. RM: MTS. Nets: GCEN on 3995 kc. at 1900 EST on Tue. and Thur., 0830 on Sun.; ATLCW on 7150 kc., 2100 EST Sun. State Mobile and C.D. frequencies: 3995 and 29,600 kc. WN4ZDG, WN4BPO, and WN4BQF are new hams in Valdosta. WN4ZPQ attended the Boy Scout Jamboree in California. Walt is active with a TB850 on 7 and 3.75 Mc. WN4BXV is a new Novice in Quitman and is active with a Philmore NT200. IMQ has returned to work after recovering from a broken leg. ZHM is active on all bands with a new Globe Scout. VKK is building a higher power rig with an 813 final. TOU is active on 3.85-Mc. phone. YMV has a new Viking II transmitter. YTO is building a new ECO and has completed vertical for 7 Mc. LJB visited your SCM on his return from the Pacific, where his call was KR6GP. Elmo now is on his way to DL4-Land. It is with deep regret we report the passing of CMA. Gary was very active in ham radio and club activities in Cedartown. LNG has completed his 4-125A final for 50 and 144 Mc. However, he was slowed down because of the arrival of a new Ford and having to install mobile equipment. VMB is active on 3.85-Mc. phone and spends most of his time traffic-handling. Merry Christmas and a Happy New Year. Traffic: (Sept.) W4USA 2712, K4WAR 1105, W4VMB 114, OCG 62, ZD 45, FOE 27, MTS 15, IMQ 6, MA 6, WN4ZPQ 1. (Aug.) W4FOE 19.

WEST INDIES — SCM, William Werner, KP4DJ — SEC: HZ. RL visited ARRL Headquarters. KD has a new Heath AT-1 transmitter and reports a QSO with ZK1AB on 7 Mc. for DXCC No. 204. KD and KV4BD are new OOs. The VINET meets three times daily on 3865 and 7205 kc. DJ has a BC-221 for spotting schedule frequencies. The PRARC now is affiliated with ARRL. HZ has been appointed chairman of the Island TVI Committee. W4GXV/KP4 now is working in San Juan. OD now is W4YJW. RD has 32V-3 and 75A-3. GP is overhauling the BC-610. CV and CG frequently are heard on 3535 kc. getting up code speed. HX has gone back to the States. TF put up a new 80-meter antenna. WP4WD and WP4WE are heard nightly on 3735 kc. QA has a new three-element 20-meter beam. UK moved to Sabana Seca. RK and HZ manned NCS KP4ID at Red Cross Headquarters when a hurricane was expected. WP4UO now is KP4. DV is building push-push 304TL transmitter. UY is a new station on 3925 kc. Most consistent on the 3559-kc. Net are CY, DV, MV, IW, PZ, RC, RD, RK, TF, and NCS DJ. Traffic: KV4BD 892, KP4DJ 7, KP4ID 3, KP4DV 2, KP4QR 2.

SOUTHWESTERN DIVISION

LOS ANGELES — SCM, Howard C. Bellman, W6YVJ — SEC: QJW. RMs are BHG and GJP. CMN resigned as RM to put in full time on the Southwestern Division Convention and other time-consuming things. MBA is a new ORS and was one of the members of the Convention Committee, which included our Director KW, EKM, CMN, QIR, NRK, NLM, QJW, KWL, HWM, CEE, YSK, MQN, and KGC. K6BVH reports for the first time after reporting into Macan-4 Net. RW, president of the Southern California DX Club, wants to be an Observer and KYV thinks it is a good idea. Dave Kennedy sure took a nose-dive in traffic with less than 1000, but promises it won't happen again. He is putting up a store-type bazooka-vertical that works automatically on 80 and 40 meters, he says. Dave received a beautiful certificate from the FEARL, along with a nice letter signed by President KA2EP. CFL is back in stride as OES. COZ reports as follows: GAE is a new dad, COZ is a new uncle, WLX is mobile 75 meters, KN6CEY and CHJ are brand-new at ham radio, DA is better after his operation. NCP received an ARRL Public Service Award for his part in the Tehachapi Earthquake work. 0HAW/6 writes from Upland College that 0E2T/6 and he are starting a school club and hope to affiliate with ARRL. BUK is building a 38-foot wood lattice tower for 10-20 beam. BLY says AWI was guest speaker at the Radio 50 Club, Whittier. MLZ, of the Lockheed ARC, came through with a two-page report on the work done by amateur radio involving the lost boy, Dana McClure, in Sequoia. HPV sent in a really complete report sheet on his excellent work as Official Observer. CAK is the new Assistant Manager of LSN and OFJ arises at 3 A.M. to clear traffic with BHG. Answering a letter I sent to 20 people, K6EA, W6FMG, and others really make me cringe. Okay, I'll get on the air. ISQ reactivated his ORS appointment. LZS is on 40-meter c. w. and is at new QTH, 7356 Hinds Ave., N. H. OGS is on 75-meter phone and 40-meter c.w. My old buddy, Jim Blich, a prospector by trade, is K6ATY, teaching at L.A. State College, and expecting his Ph.D. at U.C.L.A. in a year. The new club call for the Glendale c.d. boys is

(Continued on page 110)



TYPE BH6A
FREQ. 200-500 kc -
1000-100,000 kc




TYPE BH8
FREQ. 55-200 kc -
550-2000 kc



TYPE BH9A
FREQ. 90-200 kc



TYPE BH7A
FREQ. 15,000-50,000 kc



THE INSIDE STORY

Top quality means top performance after long service. Bliley quality control far exceeds the perfunctory steps necessary to produce and ship crystals which meet a nominal specification.

Bliley precision process techniques, rigidly followed in orientation, slicing, lapping, and plating guarantee peak crystal performance. That extra touch of engineering and craftsmanship makes the big difference in your equipment.

That's the Bliley inside story!

- ⚡ **RESEARCH**
- ⚡ **ENGINEERING**
- ⚡ **CRAFTSMANSHIP**
- ⚡ **PRECISION**
- ⚡ **PRODUCTION**
- ⚡ **DELIVERY**
- ⚡ **QUALITY**



BLILEY ELECTRIC COMPANY
UNION STATION BUILDING • ERIE, PA.



*Season's Greetings
and Best Wishes
for the New Year
from all of us at Terminal*

Be A Santa Claus!

Treat Yourself to some new equipment that will bring you Perfect Performance and Pleasure throughout the New Year. **OUR SANTA SPECIALS** will save you lots of money! What would you like for XMAS? Write W2BUS for info and quotes.

NEW SHERRICK Mobile Antenna Loading Coil Mount

New streamlined model with sliding panel to permit quick band change — as easy as changing a fuse. Fits standard 3/8-24 thread. Your conventional coils can easily be adapted for use.

SHERRICK Mount and one 20, 40, 75 or CAP lo-less coil, (specify which one) **\$15.00**
Coils alone — each **\$4.00**

Special — Coil mount together with 10, 20, 75 and 10 meter shorting bar, All for **\$22.50**



NEW ELMAC AF 67 Trans-citer

EXCITER — PORTABLE TRANSMITTER
Designed as an exciter — speech amplifier, V.F.O., driver, or a complete low powered transmitter. This unit may be used for Under-Dash Mobile or wherever an all band V.F.O. transmitter is required. A single control bandswitches all stages simultaneously 160 through 10 Meters.

\$177.00

All other ELMAC Products regularly stocked Write W2BUS for descriptions and prices.



STANCOR ST-203-A


Popular Mobile Xmitter 10-11 meters

NOW! AT A TERRIFIC SAVING TO YOU!
A COMPACT, LIGHTWEIGHT, VERSATILE, Mobile rig. Crystal Controlled — Quickly converts to 20, 40, 75 meters — Delivers Full 27.5 Watts — Quickly interchanged for Mobile or Fixed Station — Size: Only 8 3/4" x 7 3/4" x 6 3/4". Weight complete — 9 1/4 lbs.

ST-203-A Easy-to-assemble kit — includes all construction components.

Complete with illustrated assembly and operating manual, less accessories — Regular **\$47.50**. NOW ONLY **\$36.50**

ST-203-A Completely Assembled and Tested, less accessories — Regular **\$66.75**. NOW ONLY **\$43.00**



GONSET COMMUNICATOR

This versatile transmitter and receiver has definitely "arrived" and is showing astounding performance in the shack, on wheels, and around CD nets. Why put it off?

Communicator I — less mike & Xtl **\$209.50**

Communicator II (with squelch) — less mike & Xtl **\$229.50**



THE NATIONAL

WORLD MASTER NC — 88

All Popular famous-make Receivers, Regularly stocked — Write W2BUS for the dope and quotations.



Flash! the New HY "Q" Master Mobile Antennas and Coils Now in Stock!

HY "Q" AB 75-40-20 Center-loaded Antenna with one Coil **\$13.95**

HY "Q" Coils 75-40-20 Meters **\$6.95** each

Radio • Audio • Video • Electronic Equipment

Phone: Worth 4-3311

Terminal

RADIO CORP.

85 Cortlandt St. • New York 7, N. Y.

FREE! NEW 1954 **AUDIO CATALOG** the LATEST and GREATEST Audio Buying Guide of its kind!

Send Today!
Write: Dept. Q-12

K6BLM. Traffic: (Sept.) K6FCA 2664, W6KYV 647, NCP 238, HLZ 218, LYG 216, ESR 129, FMG 105, BHG 80, MBA 79, K6BVH 48, W6NTN 33, HIF 28, GJP 21, JOB 18, COZ 9, AM 8, DPL 7, OKD 4, W8HAW/6 3, W6ISQ 2, HLY 1, W6E2T/6 1. (Aug.) W6DDE 90, FMG 35, CDU 16, K6BWD 7.

ARIZONA — SCM Albert Steinbrecher, W7LVR — Asst. SCMs: Kenneth P. Cole, 7QZHF; Dr. John A. Stewart, 7SX. SEC: OIF. RM: JGZ. PAM: KOY. Arizona "Phone Net": Tue. and Thurs. 7 p.m. 3865 kc. Arizona C.W., Net: Nightly 8 p.m. 3515 kc. Arizona Novice Net: Tue. and Thurs. 6 p.m. 3704 kc. Arizona MARS Net: C.w., Tue. 7 p.m. 3497.5 kc.; Phone, Fri. 8 p.m. 4025 kc. Phoenix Net: Tue. and Thurs. 7 p.m. 29 Mc. Tucson Net: Nightly 8 p.m. 29 Mc. Tucson 6-Meter Net: Mon. 7 p.m. Listen for IRX on Tue. and Thurs. at 8:45 p.m. on 3865 kc. for important bulletins. Tune 3865 daily at 8 a.m., 12 Noon, and 4 p.m. for traffic, etc. A hidden-transmitter hunt was staged in Tucson, with PLM hiding in the surrounding mountains, and was located by AIA mobile, with DRQ, HUV, JGZ, LVR, QHD, and QHT mobiles and fixed, participating. A group from Phoenix made a mobile caravan to Keams Canyon to visit ROZ. NYT addressed the QPRC on mobile installations. NYK is broadcasting on TV for the Better Business Bureau. AH is TVT chairman for AARC in Phoenix. ROD and QZH have new 32V-3s. MAE and KOY have new Viking II with VFO to match. SUL has new Viking, and TPG now is mobile with Viking. ROZ is back on the air. QNO worked Chile with 10-meter mobile. New call: UAL, Tucson Senior High School. Traffic: W7LAD 87, LVR 58, IRX 18.

SAN DIEGO — SCM, Edgar M. Cameron jr., W6FJH — Asst. SCMs: Thomas H. Wells, 6EWU; Shelley E. Trotter, 6BAM; Richard E. Huddleston, 6DLN. SEC: VFT. Asst. SECs: FOP, WYA, ECs: DEY, HRI, QJH, SK. PAM: JPM. GDG raised a new 20-meter rhombic aimed at Japan so he can QSO with his son, now on duty with the Marines there. Ben and Dick, of IAB, Camp Pendleton, are civilians again. Sam Cribb, ex-KA2MB, now is chief operator at IAB. IAB now is on 20 meters with 800 watts s.s.b., and 813 rig on 75 meters. Corporal Larry, of the San Diego Marine Corps, chief operator at YDK will become a civilian soon. AKY is the mainstay of North County AREC check-in Sunday mornings on 3825 kc. CAE is almost ready with one gallon de-TVId final. The kids at IAC have been handling lots of traffic on 75 meters since the opening of school. New IAC club officers are KN6BOR, prexy; UJO, vice-pres.; and Mona Mullins, secy-treas. QBM has plans for 160-watt final in mind for physics project. UFE and dad, TZO, QSO IAC on the way to work and school in the A.M. The Palomar gang had a good turnout during the last meeting at the home of HAW. NLO is building high-power rig. GDG QSPd welcome traffic from IYYM, operating 1AW, to 6FJH. Sincere section congrats go to W6s VFT, PKV, BZC, BKZ, AKY, QJH, FOP, and MFT, all the 2-meter gang, and all the Red Cross officials for the excellent cooperation in making such a success of the recent S.E.T. drills! Traffic: (Sept.) W6IAB 3856, YDK 551, IZG 86, AKY 18, FCT 9. (Aug.) W6IZG 74.

SANTA BARBARA — SCM, Vincent J. Haggerty, W6IOX — Santa Barbara AREC stations served as traffic control aides for the police during Fiesta Week, with AMD, BVZ, DXX, HUT, JQC, JMW, JRB, QBK, and REK participating. EC LKF reports the Paso Robles simulated emergency was expedited by BOZ, BRY, FYW, LKF, MSG, ORI, ZOJ, and WN6THA. MSW reports from Atascadero, where KSW, UEV, and USH are active. QIW reports the SB Net on 3600 kc. is growing. BOZ flew FYW to 10,000 feet on a 2-meter test. OXJ is our newest OBS. K6AUZ has applied for ORS appointment. PAM IHD attended the Buzzards Net party in San Luis Obispo on Oct. 3rd. KN6CIZ, KN6BVZ and KN6BVI are new Santa Barbara hams. Congratulations! Traffic: W6MSW 86, QIW 32, K6NBI 24, W6FYW 12, OXJ 6, K6AUZ 2, ASB 2.

WEST GULF DIVISION

NORTHERN TEXAS — Acting SCM, T. Bruce Craig, W5JQD — SEC: QHI, PAM: IWQ. RM: PCN. LEZ reports that amateurs of the Caravan Club are using their own cars, manned by themselves and a member of the Dallas Police Force, in the manhunt. The NETEN is considering moving its frequency. The Dallas RACES plan has been approved. VFH was appointed Alternate NCS for NWTEN. CTM and HBD are co-alternates for the NETEN. JQD has been appointed Assistant Director of the West Gulf Division. NDD reports formation of the Tri-City Amateur Radio Club at Borger. The 1953 Edison Radio Amateur Award should have plenty of candidates from our section. The Central Texas Amateur Radio Club at Waco reported a transmitter hunt on Labor Day on 75 Meters. The South Plains Amateur Radio Club at Lubbock had a huge S.E.T., using a newly-rebuilt city bus for the control, completely portable, and mobile, with 3-kw. generator trailing. The Big Spring Club reports its receiver still is unheard of since its disappearance from the club house. BYG made WAG again. RRM and company have put out a North Texas-Oklahoma net bulletin. ROH had

(Continued on page 112)

ALSIMAG[®]

**CUSTOM MADE
TECHNICAL CERAMICS**

FOR ELECTRONIC AND ELECTRICAL USES
SOLD ONLY TO MANUFACTURERS

**AMERICAN LAVA
CORPORATION**
Chattanooga 5, Tennessee

**THE BEST IN
UHF
INSULATION**

52ND YEAR OF CERAMIC LEADERSHIP

2 NEW R. L. DRAKE

TV Interference Filters

FOR
UHF

A new R. L. Drake High Pass filter for UHF-TV. Attenuates all interference below 450 MC.
UHF-300-HP only **\$1.95** net.

FOR
VHF

The new, improved High Pass filter with an extra section for higher attenuation at all frequencies below 50 MC.
TV-300-HP **\$3.57** net.
50% more filter for only

Our filters have been manufactured for and accepted by amateurs, radio and TV set manufacturers, and government agencies.

R. L. Drake's main business is the manufacture of TVI filters. The company points with pride to the many years devoted to research and development in this field.

To be sure that the filter you install on your rig (or the filter you recommend to your neighbor) performs as it should . . . be sure that it bears the name . . . R. L. Drake!

Our complete line of TVI Filters

Amateur Xmtr Antenna Filters

1 KW Low Pass	Net
TV-52-40LP 52 ohm coax—10-160 mtrs.	\$12.95
TV-300LP 300 ohm —10-160 mtrs.	12.95
TV-52-20LP 52 ohm coax—15-160 mtrs.	12.95

1 KW Half-Wave	
TV-300-10HW 300 ohm—10-11 meters	\$10.95
TV-300-15HW 300 ohm — 15 meters	10.95
TV-300-20HW 300 ohm — 20 meters	10.95

High Pass TV Receiver Filters

TV -300-HP—0-50 MC—300 ohm	\$3.57
TV -72-HP—0-50 MC—72 ohm	3.57
UHF-300-HP—0-450 MC—300 ohm	1.95

AC Power Line Filter

FB for keeping RF out of the power line from xmtrs and for keeping power line interference out of TV and ham receivers.


LN-5 "Inductube" Net \$5.82



LP
HW



HP



LN-5

THE R. L. DRAKE CO.
11 Longworth St., Dayton 2, Ohio

More than a **HALF MILLION**
R. L. Drake filters are now in use

112

his OO appointment renewed. VHF has been appointed EC for Waco. WVW has been appointed EC for McCamey. SPP is the new EC at Lamesa. It's time to send in new registrations for nets (note NCS Job). NFO reports a club is being organized at Brownfield. Traffic: K5FFB 1025, W5PAK 162, UFP 66, TLW 60, RRM 30, JQD 22, TYX 22, CF 9, BVG 6, ROH 2.

OKLAHOMA — SCM, Jesse M. Langford, W5GVV — Asst. SCM: Ray A. Thacker, 5TFP. SEC: AGM. RM: MQI. PAMs: SVR and ROZ. I regret to report the passing of JHO and EAK. General Manager Budlong, 1BUD, visited in Oklahoma City Oct. 13th and Tulsa Oct. 14th. The ACARC Hamfest and Dinner was held in Oklahoma City Nov. 15th with Director Middleton as the main speaker. TFP, of Oklahoma City, has been appointed Asst. SCM. As he covers the State for his company he should be able to meet with and talk to amateurs in all parts of Oklahoma. YJ, the club station at Oklahoma A. & M. College, is reporting into OPEN and, with TKE/5 making the other nets, adds to our coverage. 4RCM/5 left for Ft. Bragg Oct. 23rd. VAX is attending a school on TV and radio and has had to let his traffic go by the wayside for the present. EHC spent part of his vacation building a 50-Mc. receiver and hopes to get the transmitter on this winter. KY, TFP, SCX, and myself have been appointed Asst. Directors by our Director and will have better access to pertinent information. We still need ECs in a number of counties and would appreciate inquiries regarding appointments. Check your appointment certificates and see if the yearly endorsement isn't about due. Traffic: (Sept.) W5MQI 182, MRK 101, YQO 64, WSQ 63, KY 58, MFX 47, SWJ 38, W4RCM/5 34, W5PML 32, FEC 27, SVR 24, TFP 24, VAX 22, TKE/5 21, VHP 12, VHF 7, IWJ 7, TKS 6.

SOUTHERN TEXAS — SCM, Dr. Charles Fermaglich, W5FJF — At a recent meeting of the HARC the following officers were elected: RPW, pres.; LSE, vice-pres.; VBW, secy.; FSK, treas.; KFY, parliamentarian; and NMG, program chairman. SDA is handling traffic on 3855 kc. and has a monitor going on that frequency to QSP and 'phone patch for mobiles. Ed is playing policeman, trying to keep the fixed stations off 3855 kc. TFA is building a pair of p.p. 813s. JYM is on 75-meter mobile. IX is on mobile. Lots of hams are going mobile in this section. DEW has a harmonic who recently got the call APC. BUZ just got his 2nd-class radiotelephone ticket. EYV is active on 160 and 75 meters with a good signal. Now that cool weather is with us again and vacations are over we must get down to the business of organizing better. Drop me a line by the first of the month with news to include in this report. The Kerrville Radio Club is now an ARRL affiliated club. FJF has an ART-15 mobile and is working on a new kw. Traffic: W5MIN 1911, SDA 90, JFJ 14.

NEW MEXICO — SCM, G. Merton Sayre, W5ZU — SEC: MYI. PAM: BIV. RM: NKG. ZM has four cadet operators: 6MVO, 7BIM, 5YFP, and WN5ZAJ, with a Globe Champion the newest gear in use. Active 2-meter hams in Albuquerque included 4PBP, NRX, RFF, ROK, UEO and VWU. Forty-two stations reported into NMEP Net Oct. 4th. VTB and TVB reported in from Silver City and SUO as mobile from Los Alamos. 6KFD/5 now is operating from Clouderoft. ARL, Gallup, formerly was KC6DX, on Truk. SUY and ARL helped in local Conelrad tests. SUY has 33-ft. beer-can vertical. BUO is a new call at ZU's cabin. The Pecos Valley ARC held a picnic at Black River Village Sept. 13th with a hidden transmitter hunt won by RWH. RWH has left for a two-year tour of duty overseas and will be missed greatly. The Sandia Base ARC made plans for a state-wide meeting of mobiles to discuss the Caravan Club. ADX, CTG, GWL, NSN, NWI, UAF, UWA, WBA, and WRS helped in the Albuquerque Conelrad test. CG and RFF are new OES. MYI is doing a fine job as SEC. Eight communities participated in the S.E.T. Suggestions will be welcomed for a state-wide 2-meter calling frequency. Traffic: K5NRX 316, W5NKG 128, K5WSP 59, W5VHW 43, UHK 41, ZU 23, IGO 18, BIW 12, NUN 11, RWH 10, JZT 8, YWG 8, OIA 7, WVA 7, K5FAB 5, W5WBC 3.

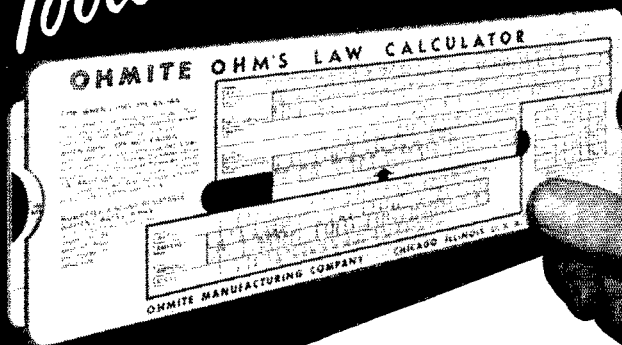
CANADIAN DIVISION

MARITIME — SCM, A. M. Crowell, VE1DQ — SEC: FQ. EC: EK. RM: OM. VO items head the list this month via VO6U. New officers of the GBRC are VO6AD, pres.; VO6X, secy.-treas.; VO6U, public relations. Twenty members celebrated the first anniversary of the Laborator Net, which started with VO6B and VO6U and now has 16 active member stations. VO6N is the new NCS. Active in the Goose Bay Area on 14 Mc. are VO6AD, 6N, 6U, 6X, W7RTS/VO6, W8VNI/VO6, W3TWO/VO6, W4KVM/VO6, and VO6AE. A 2-meter net is starting up with converters under construction. VO6T is coming along with his s.s.b. AD has a new rhombic. 6B is maritime mobile quite a bit. 6X is off 3.8 Mc. because of BCI. 6N is moving the rig to the club house. 6AE is running low power on 3.8 and 7 Mc. and getting out good. 6U has moved from the laundry room to the living room. VE1 items follow: An interesting note was received from ADT/3, who now is in Ottawa and will be on with TA-12. FQ got home from a trip

(Continued on page 114)

Two Useful Tools

EVERY
AMATEUR
SHOULD HAVE



OHMITE
**OHM'S LAW
CALCULATOR**

with slide rule
and parallel resistance
scales

ONLY ONE SETTING REQUIRED to solve Ohm's law and parallel resistance problems covering a range of values encountered in electronic and moderate power applications. Also, slide rule scales to divide, multiply, find squares and square roots. **HANDY POCKET SIZE**, only 9" x 3"... can be carried anywhere!

PRICE: VINYLITE PLASTIC \$1.50
CARDBOARD 25¢



OHMITE
Little Devil[®]
COLOR CODER

GIVES RESISTANCE VALUES
FOR RETMA COLOR CODED
COMPOSITION RESISTORS

The *quick* way for determining resistance values of composition resistors marked with RETMA color coding. Just set color wheels, read resistance value *directly*! Also lists RETMA resistance values. Size, 4-3/4" x 2-1/8".

PRICE—10¢

OHMITE [®] RHEOSTATS
RESISTORS
TAP SWITCHES

Send this Coupon

Ohmite
Manufacturing Co.
3636 Howard St.
Skokie, Ill. (Suburb of Chicago)

- Ohm's Law Calculator . . . @ 25¢
 Ohm's Law Calculator @ \$1.50
 Little Devil Color Coder @ 10¢


Name _____

Address _____

City _____ Zone _____ State _____

more

for the hi-power man—



Improved P-2942

FILAMENT
TRANSFORMER

MERIT P-2942
Ruggedly
constructed
especially for use
with a pair of
872A/872 Rectifiers
Rating
Pri—117 V. 60 Cy.
Sec—5 Volts,
Center Tapped,
at 15 Amps 10,000
Volt Insulation

MERIT

Merit Coil and Transformer Corp. • 4427 North Clark St. • Chicago 40

114

to the U.S.A. and VE3. AAW is on the sick list. Recent visitors include VE6HN and VE3BOY, the latter stationed here with the Canadian Navy. New officers of the HARC are RR, pres.; ED, vice-pres.; WD, secy.; "Binks" Fisher, treas. Send your reports along via the Maritime Net, Traffic: (Sept.) VE1AAW 194, VO6U 152, VE1FQ 119, VO6N 56, VE1HC 37, ZM 34, VO6S 16, VE1DB 7. (Aug.) VE6N 46.

ONTARIO — SCM, G. Eric Farquhar, VE3IA — Following are the elected officials of several very active clubs: Ottawa ARC, KN, pres.; LX, vice-pres.; BCO, secy. Nottawa ARC of Toronto, HZ, pres.; HB, vice-pres.; WA, rec. secy.; BXF, corr. secy. Hamilton ARC, BVR, pres.; QU, vice-pres.; DFE, secy.-treas. KML, hon. pres.; CJM, bulletin editor. Beaver Radio-Telegraph Club, ATR, manager. EAM, assistant. The Quinte ARC reports business was brisk at its annual "Auction Nite." GI visited ATR while on vacation. IR and BSU mobilized together to the Montreal Convention. BSU reports much pleasure from his Viking rig. ATR comments on unnecessary and useless chatter observed during net operations and emphasizes the use of the net abbreviations which were designed to make net operation more effective. Your SCM will gladly provide these signals on request. Ham radio received a fine plug from the Britannia Yacht Club in connection with the Canadian Dinghy Association Regatta held at Ottawa. AGU, LX, DY, BBW, PG and ACS supplied equipment and operators for network and public address system operation. Congrats to KF and ZW on high scores in the ARRL DX Contest. AGU has an ingenious mobile mount. Congrats are being extended to NG upon his being awarded the Yates Memorial Trophy as the Nottawa Club member who did the most valuable work in promoting ham radio. The following AREC members of Toronto received letters of thanks from the Toronto Flying Club for their able assistance in providing communications during the National Air Races: IL, AIA, AMB, BSD, RU, DHG and NG. While experimenting with 420 Mc. EAB reports signals radiating from door knobs, drawer handles, and his bicycle! There's a small harmonic at the QTH of DY, BXF and BSW. OBS and OO appointees, respectively, get a kick out of receiving letters of thanks from users of their services. Traffic: VE3ATR 323, BUR 178, IA 98, NG 75, NO 35, GI 27, AOE 25, SG 14, VZ 10, AUU 9, DQA 9, DPG 6, AVS 2.

QUEBEC — SCM, Gordon A. Lynn, VE2GL — It is with deep regret that we record the passing of Quebec's dean of radio amateurs, Dr. J. O. H. Ricard, VE2AT, on Sept. 29th at Grand Mere. AT began hamming in 1909 and had held his present call since 1921. He recently was active on 2 meters. On Sept. 18th and 19th, Montreal was host at the Eastern Canada ARRL Convention, described by many present as the best possible. Congratulations to the committees who made it a wonderful success. WW now claims 200 countries, the first VE2 to do so. During the week of Sept. 21st Montreal AREC members set up a booth for display and communication purposes at the civil defense display, and assisted in a huge display and simulated emergency at which communications were provided. AFS, AFT, AGF, AHQ and XYL, AKM, AKT, ALL, AMA, AMG, AMQ, ANN, ANZ, AOQ, APD, BB, BR, CA and XYL, CD, DR, FX, KG, KH, KW, NI, IE, TS, and XZ were among those participating. CA reports some good days on 20 meters. He got in some DX and now skeds VE8RT. EC reports continued skeds with the St. Maurice Valley gang. BK is QRL making loading coils for walkie-talkies on the lathe. Congratulations to BE on his reelection as Canadian Division Director. PQN again is operating with DR as manager and invites all VE2s to report in on 3570 Kc. daily at 7:15 P.M. and 10:15 P.M. The Quebec Phone Net is operating daily on 75 meters with AAH as Net Manager. Traffic: VE2BB 169, DR 154, CA 27, EC 20, CP 12, LO 3.

ALBERTA — SCM, Sydney T. Jones, VE6MJ — NX has taken over the traffic sked for HM while Charlie is visiting in Eastern Canada. WC reports traffic is moving on 7 Mc. XG is getting into the swim again after a move from Winnipeg. KZ has a new Viking II transmitter. HY is keeping MJ company at work. AE is active again using the clothing for an antenna. AT and his XYL have been in the U. S. A. on an extended trip. The reports have been very few in the past few months, gang. If you like to read the Alberta gossip, please let's hear from you. Your SCM also would like to hear from all those holding appointments. Traffic: VE6NX 39, WC 35, OD 11, MJ 6.

BRITISH COLUMBIA — SCM, Peter McIntyre, VE7JT — A contest is in progress among the AREC Net members between the three sections, Island, East, and West, to see who has the most check-ins for the month. Civil defense has made favorable strides in the local area of Vancouver and surrounding environs under the local EC, AOB, and the C.D. Radio Liaison Officer, DD. Approximately 70 amateurs met WIBDI at a banquet and Ed was presented with a BCIT (B.C. Indian Titem Pole) and book of signatures. OF has been appointed EC District No. 4 and BV EC District No. 1. FS is now ORS. Our Island correspondent reports that in August US was still building. BF was using mobile antenna for fishing. DH was still around, and SH had had no contacts yet. AQB's new rig is

Continued on page 116)

HARVEY




AUTHORIZED DISTRIBUTOR

presents the **NEW**

RCA TV EYE

CAMERA and CONTROL UNIT



for **CLOSED-CIRCUIT TELEVISION** at low cost

Schools

Hospitals

Banks

Factories

Dept. Stores

Prisons

For safe, sure observation of dangerous processes . . . to guard gates and driveways . . . to observe hospital patients, children at play, nurseries . . . to compare signatures and documents . . . to allow large groups to view experiments or operations . . . to show promotional material simultaneously at many different points . . . for greater efficiency, more safety, better control in hundreds of applications.

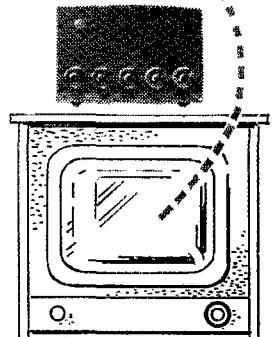
Dimensions: Camera: 10" x 5" x 3 3/4" Control Box: 11" x 8" x 6"

- Lightweight — portable
- Operates thru any TV receiver.
- Easily connected to antenna terminals. Requires no alteration of receiver.
- One TV Eye System may be hooked up to several different receivers, and several TV Eye Systems may be connected to the same receiver.
- Plugs into any standard AC line.
- Affords remote operation between control box and TV receiver up to 500 feet.
- Uses standard receiver tubes except for Vidicon.
- For special uses—weatherproof housing, explosion-proof housing, remote panning mechanism and other accessories available.

MI-36250 Camera MI-36252-2 2" lens Complete **\$995⁰⁰**
MI-36251 Control Unit 6198 Vidicon (Kinescope)

NOTE: Price Net, F.O.B., N.Y.C. Subject to change without notice.

Write to HARVEY, Dept. Q-123, for full details.



HARVEY RADIO CO., INC.

103 W. 43rd St. · New York 36 · Judson 2-1500

KIT SPECIALS

for Amateurs!



\$7.95

PER KIT
CONDENSER TREASURE CHEST

75 mixed paper bypass, mica, electrolytic, "FP", oil-filled, ceramicon, TV and bathtub types. 10 lbs. No. 99-A-CCT75



\$1.49

PER KIT
25 CERAMICONS

Fresh, new, popular types, at an unbelievably low cost. Actually worth twice the price! 1 lb. No. 99-A-CCK25



\$1.29

PER KIT
12 WIREWOUND RESISTORS

Wide range of ohmages, 10 to 50 watts; fixed, adjustable. All new, all perfect! 2 lbs. No. 99-A-WWRK12

\$2.99



PER KIT
100 INSULATED RESISTORS

Carefully selected assortment, RMA color coded, includes popular ohmages in 1/2, 1, and 2 watt sizes. 2 lbs. No. 99-A-CRK100

89¢



PER KIT
10 MICAS

600 to 1000 volts test, all useful sizes. Silver micas included. 1 1/2 lbs. No. 99-A-MCK10
50 mica same as above. 2 1/2 lbs. No. 99-A-MCK50

FREE! FREE!
PLASTIC UTILITY BOX WITH THESE CONCORD RADIO PARTS KITS

\$1.89



PER KIT
8 XMTG MICAS

1000 to 5000 volts DC test. Valuable assortment for ham gear or experimental use. 1 1/2 lbs. No. 99-A-XMCK8

NEW! CONVERTER-ETTES

Highly sensitive and stable fitted mobile converter-pre-selector for any one band. Use car broadcast receiver to tune ham bands. Compact, equipped with cable connectors for easy plug-in. Available for 10, 15, 20, 40 and 75 meter bands. Supplied in Kit form—complete with all parts including punched chassis, tubes, instructions. Specify band desired. No. CVT, Each Kit, Net **\$12.50**

TWIN NOISE SQUELCHER KIT

Only **\$7.95**

Most effective noise silencer now available. Does not distort audio. No on-off switch needed. Completely eliminates background noise during squelch stand by. Squelch feature makes it easy to detect a carrier under heavy noise cond. 2 3/4 x 2 1/4 x 1 1/4" 6AL5, 12AX7 6v @ .6a 150-250v @ 2ma.—complete with all parts, tubes wiring diagram and installation details.

SEND NOW FOR YOUR COPY of our big new complete 1954 Catalog, — listing thousands of special purchase values for the Amateur, Serviceman, Experimenter, and Industrial User!

MINIMUM ORDERS \$5.00
20% Cash with C.O.D. Orders

Concord Radio

55 Vesey Street, New York 7, N. Y.
Phone DLgby 9-1132

CONCORD RADIO, 55 Vesey St., New York 7 Dept. Q12

SEND **FREE** 1954 CATALOG

NAME _____

ADDRESS _____

CITY _____ STATE _____

coming up. LP is going TV. ASA is trying to find a place for her rig. ALL's big rig went "kaput." AIY is putting out an FB signal on 'phone. The AREC members in Vancouver are providing the communications for c.d. on 2 meters both fixed and mobile. We hope that amateurs will be able to obtain the same amount of cooperation from c.d. officials in other sections of British Columbia that exists in the Greater Vancouver Area. Would also like to hear from those on bands other than 75 meters. Check into the AREC Net on 3755 kc. any night between 6 and 7 p.m. on 'phone or c.w. Traffic: (Sept.) VE7DH 41, QC 30, FS 7. (Aug.) VE7QC 72, DH 19.


SASKATCHEWAN — SCM, Harold R. Horn, VE5HR — The Regina Club station, NA, was kept busy during the civil defense display at Regina. Keen interest was shown by the public and c.d. officials. Considerable traffic was handled and those operating the station did a very good job. JS has been transferred to Brandon as Radio Inspector. OP reports on the Moose Jaw gang. KR has joined the Army. IL is active on mobile now. JV is running his countries worked total higher and looking for more rare ones. W0IAN visited Moose Jaw; EQ also paid the Club a visit. PC took the big step. Our best wishes to you both. DZ and GW are active on 20 meters. FS is heard occasionally when his duties as a Member of Parliament permit. Our good wishes to GI, who has been ill for some time, and our hopes for a quick return to the air. PJ says his new T2FD works FB. He spent a few days with DD LE is rebuilding. Many thanks, fellows for the cooperation this year, and let's hope that the New Year brings good health and happiness. A Very Merry Christmas to you and yours. Traffic: VE5HR 34, PJ 10.

Remote Mobile Antenna Resonating


(Continued from page 84)

K6DY and W6WOY have located their rigs under the dash and both are VFO. The b.c. antenna is used with a wavemeter to indicate resonance.

During a 3000-mile trip, K6DY established contacts over the entire 75-meter band without loss of efficiency, and with no more effort than pushing a button. Daytime contacts to 800 miles, while in motion, were made during this trip. Try it, boys; you'll like your rig better.



The roller contact on K6DY's tuning coil actuates microswitches, placed at either end of the coil, to reverse the motor.



HENRY RADIO offers you MORE:

LOW PRICES: You can't beat my wholesale prices.

FAST SERVICE: You get fast service. I have big stocks of Collins, National, Hallicrafters, Hammarlund, RME, Johnson, Harvey-Wells, Lysco, Gonset, Millen, Morrow, Mallard, Elmac, Master Mobile, Hy-Lite, Babcock, other receivers, transmitters, parts at lowest prices. I try to be the first to have the newest equipment.

BIG TRADES: I want trade-ins. I trade big. Tell me what you want—what you have to trade. Get my offer. I pay cash for receivers and transmitters too.

TIME PAYMENTS: Get what you want and pay by the month. I give you better terms because I finance all terms myself. Write for details.

SATISFACTION: I want you to be satisfied. Ask any ham about Henry Radio.

PERSONAL ATTENTION: You get personal attention. Bob Henry, WØARA, runs the Butler store. Ted Henry, W6UOU, runs the Los Angeles store. Bob Henry can be reached nearly 24 hours a day, 7 days a week. Write, phone, wire or visit either store. Send us your orders and inquiries. Export inquiries solicited too.

Bob Henry
WØARA

Butler 1, Missouri
Phone: 395


HENRY RADIO STORES

11240 Olympic Blvd.
LOS ANGELES 64
BRadshaw 2-2917

LARGEST DISTRIBUTORS OF SHORT WAVE RECEIVERS

NEWINCREASE YOUR
QSO AND DX
QUOTAS WITH . . .

HY "Q" ANTENNA COILS . . .

*Master Mobile*FOR
20 METERS
40 METERS
75 METERS**MASTER HY "Q" ANTENNA COILS**
are Precision Engineered for a
Longer-Life of Outstanding Performance

- Requires little or no tuning
- Air spaced coil winding
- Protective coated coils
- Coils instantly interchangeable
- Weather-sealed . . . extremely lightweight
- Beautifully designed . . . durable construction

Master HY "Q" Coils are products of advance research and are especially engineered to provide the highest possible "Q" consistent with good design. There are more than nine outstanding features built-in the HY "Q" Coil line which contribute to its performance characteristics. HY "Q" Coils are compact, extremely rugged, yet lightweight . . . special coated air spaced coil winding insure the finest transmission and reception. You will be proud to own Master HY "Q" Coils for beauty of design as well as performance. Get the most out of your Mobile rig . . . GO MOBILE with MASTER HY "Q" COILS.

\$6⁹⁵ Each
Amateur
Net**MASTER MOBILE ANTENNAS**

For top all-around performance with your new Master HY "Q" coils . . . complete the rig with a precision quality Master Mobile Antenna. HY "Q" AB 75-40-20 Center-loaded Antenna with choice of one Coil . . . \$13.95
Base mount 132X (heavy duty*) recommended. *132X SS stainless steel



At Leading Radio Jobbers Everywhere

*Master Mobile Mounts, Inc.*1306 Bond Street
Los Angeles 36, California

A 220-Mc. Station

(Continued from page 48)

tenna to be adjusted, and connecting it to the indicator section with a two-wire cord of suitable length. With our low-powered transmitter the separation between the transmitting antenna and the pick-up unit should not be more than about 25 feet, but with higher power levels distances of 100 feet or more may be used. The connecting cable can be lamp cord, coaxial line, Twin-Lead, or any other 2-conductor cable. The field-strength indicator antenna should be the same polarization as the antenna under test. Its length can be reduced to decrease the sensitivity of the unit for use at close range, if desired.

The case for the pick-up portion is an ICA No. 29400 Channel-Lock aluminum box 2 $\frac{1}{8}$ by 1 $\frac{5}{8}$ by 4 inches in size. The antenna elements are 12 inches long, made of soft aluminum ground wire. The ends of the wires are pounded flat by hammering them out on a hard surface. This may then be drilled to mount on the feed-through bushings. The pick-up unit should be mounted in approximately the same plane as the transmitting antenna. Adjustments may then be made on either the antenna or the transmitter, knowing that an increase in the meter reading means that more power is being radiated in the desired direction. It is invaluable in antenna work, and will be one of the most useful pieces of equipment you'll ever build. It may be used on almost any band if a suitable modification is made in the length of the pick-up antenna.

Silent Keys

IT IS with deep regret that we record the passing of these amateurs:

W1GEQ, Arthur P. Thomas, Wollaston, Mass. . .
W2AGB, Vernon J. Reynolds, Kearny, N. J.
W2FAA, Louis B. Little, Bloomfield, N. J.
W2ISV, Thomas S. Black, Richmond Hill, N. Y.
W2MJL, Nicholas Fusillo, Baldwin, L. I., N. Y.
ex-2ZL, J. O. Smith, West Haven, Conn.
W3QBV, Thomas Davis, Uniontown, Penna.
W3UR, Max Spengler, Harrisburg, Penna.
W3ZB, Benjamin W. Collins, Swarthmore, Penna.
W4ZRT, Ens. Paul F. Stewart, USNR, St. Petersburg, Fla.
W5DXQ, Clyde B. Trevey, Beaumont, Texas
W5GVL, Reuel J. Thomson, Marshall, Texas
W5LUK, James R. McKelvey, Borger, Texas
W5SLK, John W. Watterson, McAlester, Okla.
W6BWS, John E. Striplin, Torrance, Calif.
W6WIN, James E. Shiffer, San Francisco, Calif.
W8CUX, Fred E. Church, Millington, Mich.
W8XU, Theo. A. Piggott, Weirton, W. Va.
W8ICF, Jack R. Hodges, Grosse Point Farms, Mich.
W9DAZ, Vialis F. Walz, Bloomington, Wis.
W9MTL, Willard R. Schwager, Gary, Ind.
W9CJE, James L. Sealy, Cedar Rapids, Iowa
KL7ARG, Lt. Cmdr. James W. Christman, USCG, Juneau, Alaska
ON4PC, Willy Geronnez, Mons, Belgium
VE2AT, Dr. J. Honore Ricard, Grand Mere, Que.

W2BNH

W2BWT

W2APA

W2QYS

W2VDM

from...
Harrison's
Gift
Center

K2BYH

W2WLW

W2AVA

W2BJ

Ham Headquarters Since 1925 ...



**VIBROPLEX
"Original"
Standard
KEY**

A smooth and easy working Bug. Clean keying from ten words per minute up. Has chrome top parts and black base. For all classes of xmitting\$17.59
DeLuxe Model. All chrome. With jewelled movement\$22.05

Prepare for Your FCC Exam
This Easy . . . Low Cost Way
AMECO HOME STUDY COURSES



CODE COURSES—Double-faced, 78 rpm records, teach code by actual sound, then give FCC type exams. With album and instruction book.


NOVICE CLASS. 5 records, Alphabet thru 8 words per minute\$7.95
ADVANCED CLASS. 6 records from 8 to 18 wpm\$6.95
COMBINATION OFFER. All above 11 records in album\$12.95

Ameco Home Study Theory Course. Covers Novice, Technician, General Conditional and Advanced classes. 14 separate study sections cover basic and electricity thru radio transmission and reception. Easy to understand with pictures and diagrams. Sample FCC exams and questions. Study guides show you how to study\$6.95

New...Small PROP PITCH MOTORS

Fully Converted . . . Tested . . .
and Ready to Use

Brand new, rugged and dependable motors, never used or installed. Small, lightweight type (only 42 lbs., 15 1/2" high), powerful enough to turn largest dual beam and tough enough to support heaviest array! Continuous rotation in either direction at 1 RPM. Instantly reversible with SPDT switch. 9000 to 1 gear reduction. Brake and rotation stop removed, leads pulled and drainage hole drilled. Filter condensers installed. To operate, merely apply 24 to 30 volts to plainly marked leads.**SPECIAL \$29.95**



Latest AMATEUR EQUIPMENT

2-Meter Tuners. "Hot" receiver of famous Gonset Communicator, now available separately. Combines with audio amplifier-power supplies listed below. 5 1/4"W., 3 1/4"H., 7"D.\$89.50
Standard Model 3037\$99.50
Deluxe Model 3038. With Squelch

Audio Amplifier-Power Supplies. Combines with tuners above for a complete receiver. 7"W., 6 1/2"H., 6 1/2"D.\$44.50
6-volt DC input. Model 3034\$44.50
110-volt AC input. Model 3036

ASK FOR FREE LITERATURE ON ENTIRE GONSET LINE



HAM GEAR

75A-3 Receiver\$530.00
10" speaker for above\$20.00
32V-3 Transmitter\$775.00
KW-1 Transmitter\$3850.00

**HARRISON RADIO IS
YOUR AUTHORIZED
COLLINS DISTRIBUTOR**

WEBSTER
Band-spreader
MOBILE ANTENNA

Six band
operation

NET PRICE
29.50



Complete
Stocks

Lowest Prices

Big Trade-Ins

Easiest Time Payments

Fast, Friendly Service



HARRISON

RADIO CORPORATION

225 Greenwich St. • N. Y. 7, N. Y.

Barclay 7-7777

JAMAICA BRANCH: Hillside Ave. at 144th St.

**FREE!
HARRISON
HAM-A-LOG**

A post card request puts your name on our mailing list to receive future copies of this popular catalog.

Engineering

WRITERS

ENGINEERS, E. E. or PHYSICS GRADUATES, for preparation of technical manuals...

HUGHES RESEARCH AND DEVELOPMENT LABORATORIES' expanding program for production of radar, electronic digital computers, guided missiles and other military advanced electronic systems and devices requires the following:

1 **ELECTRICAL ENGINEERING AND PHYSICS GRADUATES** to prepare operating, servicing and overhauling instructions for complex electronic equipment. Those with previous maintenance experience on military equipment preferred. Writers will participate in a three-month program in our technical training school to become familiar with the latest Hughes equipment prior to writing assignments.

2 **ENGINEERS EXPERIENCED** in the writing and preparation of maintenance manuals for electronic equipment or guided missiles. These specialists will work step-by-step with the people designing, developing and manufacturing the products involved. Experience in the writing of engineering reports is of value.

HOW TO APPLY

Write full details
of your qualifications to

HUGHES

Research and Development Laboratories

SCIENTIFIC AND ENGINEERING STAFF

Culver City, Los Angeles County, California

Assurance is required that relocation of the applicant will not cause disruption of an urgent military project.

Novice Round-up

(Continued from page 44)

is the "section multiplier." A fixed scoring credit may be earned by entrants who hold an ARRL Code Proficiency certificate. If an entrant does not hold a CP award he can apply for credit by attaching to his Round-up report a copy of qualifying run from W6OWP, December 6th or January 8th, or from WIAW, December 15th or January 13th. CP credit equals the w.p.m. speed indicated on the latest certificate or sticker held by the entrant. The final score equals the "total points" plus "Code Proficiency credit" multiplied by the "section multiplier."

5) **Reporting:** Contest work must be reported as shown in the sample form. Reporting forms and a map of the United States will be sent gratis upon request. Indicate starting and ending times for each period on the air. All Round-up reports become the property of ARRL and must be postmarked not later than February 15th, 1954.

6) **Awards:** A certificate award will be given to the highest-scoring Novice in each ARRL section.

7) **Disqualifications:** Failure to comply with the contest rules or FCC regulations shall constitute grounds for disqualification. ARRL Contest Committee decisions are final.

Field Day Results

(Continued from page 55)


W3RBS/3	Ridley Radio Club	336-	A-30-	3249
VE3CY/3	Kitchener Waterloo Amateur Radio Club	335-	A-	3015
VE3HX/3	Brantford Amateur Radio Club	319-	A-14-	2916
W8BVG/8	Southwest Missouri Amateur Radio Club	384-	AB-27-	2571
W4HBB/4	Amateur Radio Club of Savannah	392-	B-25-	2502
W4DU/4	Jacksonville Amateur Radio Society	325-	AB-16-	2376
W4NC/4	Winston - Salem Amateur Radio Club	271-	B-20-	2376
W5ANR/5	Fort Smith Radio Club	390-	B-11-	2340
W6UJ/6	(nonclub group)	360-	B-	6- 2310
W9MD/9	Illinois Ham Club	240-	A- 7-	2160
W1MHL/1	Waltham Amateur Radio Assn.	207-	A-	- 2088
W9MKS/9	Starved Rock Radio Club	319-	B-12-	2064
VE7ZV/7	Vancouver Amateur Radio Club	251-	AB-15-	2052
W8AM/8	Coffee Dunkers of Detroit (nonclub group)	278-	AB-	9- 2022
K5NBW/5	(nonclub group)	271-	AB-	6- 1998
W5HD/5	Kilocyte Club	315-	AB-10-	1989
W7AKQ/7	Oregonian Amateur Radio Society	193-	A-12-	1962
W4FLW/4	(nonclub group)	301-	B-11-	1956
W7QGN/7	Lower Yakima Valley Radio Amateurs	173-	A-	7- 1935
W4GCW/4	Pickens Co. Amateur Radio Club	294-	B-	7- 1914
W5IAS/5	Tulsa Amateur Radio Club	270-	AB-12-	1911
W3QYK/3	Flood City Radio Club	265-	B-23-	1740
W8TKE/5	Pioneer Radio Amateurs of Kay County	228-	AB-19-	1539
W0KYQ/9	New Castle Radio Amateur Assn.	171-	AB-	8- 1272
VE3KP/3	Roblin Radio Club	125-	A-	9- 1125
W4YNG/4	Huntsville Amateur Radio Club	116-	ABC-10-	1095
W1LQQ/1	Yankee Radio Club	230-	AB-10-	1077
W3AKX/3	Frederick Amateur Radio Club	128-	AB-	8- 898
W5QDK/5	Pecos Valley Amateur Radio Club	116-	AB-	6- 873
W9MJL/9	Vermilion County Amateur Radio Assn.	120-	B-	7- 720
W8IGZ/8	Runestone Radio Club	91-	B-	40- 696
VE7ND/7	Totem Amateur Radio Club	44-	AB-	8- 594

Five Transmitters Operated Simultaneously


W6CG/6 Royal Order of Suds 1087- AB-20- 7896

(Continued on page 128)

That "WARM" Feeling!




Nothing else equals the satisfaction you get from owning and operating the equipment of your choice — especially when Walter Ashe makes it so pleasantly money-saving with his fabulous "SURPRISE" Trade-In Allowance on used communication equipment. This year give yourself the best Xmas present ever. Trade used equipment now. Wire, write, phone or use the handy coupon below.




NATIONAL NC-183D.
Less speaker. Net \$383.50

NATIONAL HRO-60.
Less speaker. Net \$533.50

NATIONAL NC-88.
Built-in speaker. Net \$129.95




HALLICRAFTERS SX-71.
Less speaker. Net \$249.95
HALLICRAFTERS S-76.
Less speaker. Net \$199.95
HALLICRAFTERS S-40B.
Built-in speaker. Net \$129.95



JOHNSON VIKING II TRANSMITTER KIT. Net \$279.50
Wired and tested \$337.00

COLLINS 75A-3 with 3 KC mechanical filter.
Less speaker Net \$530.00



HAMMARLUND HQ-140X.
Less speaker. Net \$264.50

All prices f. o. b. St. Louis • Phone Chestnut 1125

Walter Ashe
RADIO CO.
1125 PINE ST. • ST. LOUIS 1, MO

---FREE CATALOG! Send for your copy today.---

WALTER ASHE RADIO COMPANY Q-12-53
1125 Pine St., St. Louis 1, Missouri

Rush "Surprise" Trade-In offer on my _____

for _____
(show make and model number of new equipment desired)

Send new FREE 1954 Catalog.

Name _____

Address _____

City _____ Zone _____ State _____

EIMAC ACCESSORIES for the Custom Rig . . .



- ★ VACUUM CAPACITORS ★ HR CONNECTORS
★ AIR-SYSTEM SOCKETS ★ FINGER STOCK

Preformed contact finger stock is an ideal electrical weather stripping for TVI-sealing cabinets as well as being excellent for use with VHF and UHF circuitry. Silver plated, three widths—17/32, 31/32, and 1 7/16 inches.

HR heat dissipating connectors, precision machined from dural rod, available in 10 sizes.

Air system sockets, designed for Eimac tube types 4-400A, 4-1000A, 4X150A and 4X150D, simplify cooling and assure adequate flow of air to various seals.

Variable vacuum capacitors come in three models, are lightweight, compact and have low inductance. Also available are eight types of fixed vacuum capacitors.

★ For information
write our Amateurs'
Service Bureau.

EITEL-McCULLOUGH, INC.
SAN BRUNO, CALIFORNIA



Export Agents: Frazar & Hansen, 301 Clay Street, San Francisco, California

LEARN CODE!

SPEED UP Your
RECEIVING
with G-C

Automatic Sender

Type S

**\$28.00 Postpaid in
U. S. A.**



Housed in Aluminum Case Black Instrument Finished. Small—Compact—Quiet induction type motor. 110 Volts—60 Cycle A.C.

Adjustable speed control, maintains constant speed at any Setting. Complete with ten rolls of double perforated tape. A wide variety of other practice tapes available at 50c per roll.

GARDINER & COMPANY

STRATFORD

NEW JERSEY

W2BVL/2	Nassau Radio Club	820-	A-15-	7314
W2FUS/2	Morris Radio Club	669-	A-30-	6246
W1AJ/1	El-Ray Radio Club	798-	AB-25-	6196
W8KGG/8	Huron Valley Amateur Radio Assn.	905-	B-21-	5580
W2KOJ/2	Watchung Valley Radio Club	622-	AB-24-	5442
W1AA/2	Lake Success Radio Club	699-	AB-17-	5430
W5PDO/5	Los Alamos Amateur Radio Club	620-	AB-16-	5220
W9UC/9	Fort Wayne Radio Club	535-	A-18-	5040
W7DK/7	Radio Club of Tacoma	567-	A-30-	4985
W3OK/3	Delaware-Lehigh Amateur Radio Club	485-	A-25-	4590
W6JZ/6	East Bay Radio Club	530-	AB-	4362
W9BA/9	St. Clair Amateur Radio Club	617-	AB-16-	4332
VE3CP/3	Frontier Radio Club	454-	A-20-	4311
W2UBW/2	Mid-Island Radio Club	450-	A-20-	4293
W6LL/6	North Bay Amateur Radio Assn.	789-ABC-		4164
VE3RR/3	Clinton Amateur Radio Club	662-	AB-16-	4098
W1TKA/1	Stamford Amateur Radio Emergency Corps	559-	A-14-	3984
W9JP/9	Indianapolis Radio Club	617-ABC-	9-	3825
W4VTA/4	Confederate Signal Corps	398-	A-12-	3807
W3KX/3	Electric City Amateur Radio Club	431-	AC-12-	3801
K2CPY/2	FTR Radio Club	374-	A- 9-	3591
W8TT/8	Lake-Geauga Amateur Radio Club	529-	B-21-	3324
W6LUC/6	Santa Barbara Amateur Radio Club	344-	AB-16-	3225
W9WFJ/9	Midway Radio Club	370-	AB- 8-	3159
W9NZ/9	McHenry County Amateur Radio Club	374-	AB-14-	3099
W6BXN/6	Turlock Amateur Radio Club	432-	AB-13-	2967
W1PZ/1	Pocahontas Radio Club	303-	A- 5-	2965
W8SP/8	Mountaineer Amateur Radio Assn.	275-	A-24-	2700
W5TSV/5	Pampa Amateur Radio Club (nonclub group)	421-	AB-12-	2584
W4PCC/4	Old Colony Amateur Radio Assn.	416-	B-20-	2496
W1WKN/1	Paducah Amateur Radio Club	276-	A-23-	2484
W4NEP/4	Submarine Signal Amateur Radio Club	361-	AB-21-	2316
W1ECO/1	Searboro Amateur Radio Club (nonclub group)	195-	A-14-	1980
VE3BXT/3	Spokane Radio Amateurs	279-	AB-19-	1872
W6WI/6	Great Bay Radio Assn.	188-	AB-12-	1590
W7NBR/7	Northwest St. Louis Amateur Radio Club	206-	AB-	1569
W1DGV/1	Lake Washington Amateur Radio Club	238-	B-	1568
W6BJT/6	Radio Assn. of Erie	196-	AB- 9-	1548
W7BB/7	Paso Robles Radio Club	201-	B-25-	1480
W3LTK/3	Golden Empire Radio Club	187-ABC-	7-	1346
W6ZOJ/6		87-	A- 8-	783
W6CKV/6				

Six Transmitters Operated Simultaneously

W4FU/8	Ohio Valley Amateur Radio Assn.	1434-	A-29-12,906
W2VDJ/2	Lakeland Amateur Radio Assn.	1142-	A-26-10,503
W3VU/3	Chesapeake Amateur Radio Club	917-	AB-25- 7443
W7AW/7	West Seattle Amateur Radio Club	754-	A-26- 7083
W9SW/9	Chicago Suburban Radio Assn.	730-	A-31- 6794
VE3JJ/3	West Side Radio Club	689-	A-22- 6444
VE3BRR/3	Nortown Amateur Radio Club	670-	A-38- 6255
W8ACW/8	Genesee County Radio Club	1001-	B-40- 6240
W6MSO/6	Inglewood Amateur Radio Club	665-	A-24- 5985

(Continued on page 124)

24 HOUR
SERVICE ON ALL
STOCK ITEMS

Uncle Dave's Radio Shack

SUBSIDIARY OF
FORT ORANGE RADIO DISTRIBUTING COMPANY

24 HOUR
SERVICE ON ALL
STOCK ITEMS

QR U?

To all you YLs and XYLs that QRU? could be a sign of distress from the OM Christmas morning unless you act fast. In the language of the International Q signals it means "Have you anything for me?" If you can say the old buzzard "I sure have," it will be a real Happy Christmas for him. Call, write or phone Uncle Dave, W2APF, he will be glad to help you make your selection. Rely on Uncle Dave — he knows the "ham."



JOHNSON VIKING II



(In Stock)
Kit, complete with tubes —
less crystal, key and mike.
Wired and Tested, \$334.50

Collins 32V-3 Transmitter



\$775

VFO Controlled, Bandswitching, Gangtuned. Covers 80, 40, 20, 15, 11 and 10 meters; 150 watts CW; 120 watts phone; entire RF section enclosed in metal shield. (In Stock)

COLLINS 75A-3 RECEIVER \$550
With Mechanical Filter and Speaker

VIKING MOBILE TRANSMITTER KIT



\$99.50
Amateur Net

In Stock for
Immediate Delivery

SONAR SRT 120 TRANSMITTERS

All bands 120 w. CW, 100 w. phone



Switches
to all six
bands. TVI
suppressed,
with 10
tubes.

SRT 120 Kit \$159.50
Wired and Tested at Factory, \$198.50
SRT 120P Kit \$198.50
Wired and Tested at Factory, \$279.50
Including Power Supply in Deluxe Case
VFO 120 \$19.95
Wired and Tested

New ELMAC TRANSMITTER

AF-67
Trans-Citer

\$177.00

Net

GONSET COMMUNICATOR 2-Meter Transmitter Receiver

Model 3024 \$209.50
Model 3025 \$229.50



Operates from either 115-Volt AC or 6-Volt DC source.

Hammarlund HQ 140X



Tunes 54-31 mc. in six bands; calibrated hand spread; 9 tubes in RF and AF; full wave rectifier and voltage regulator; calibrated S meter; crystal filter; antenna compensation; AVC; new series-type noise limiter; furnished in two-tone gray. **\$264.50**

Matching Speaker \$14.50

Extra Special
DYNAMOTOR GN45B
4V in, 400 V 160 MA out. Complete
with conversion disc. \$24.95
g. m. and brushes.
Will go Parcel Post.

ELMAC
A54 Transmitter \$119.00
A54-H Transmitter 129.00
Demonstrators — Guaranteed Like New

PARTIAL LIST OF USED EQUIPMENT

Send for Complete List

Hallicrafter SX43 Receiver (2 Only)	\$125.00
National NC100 With Speaker	75.00
Meissner 150B Transmitter	195.00
Sonar MB611	47.50
Sonar FM Exciter With 10 and 20-Meter Calls	75.00
Meissner Exciter Unit	22.50
Hallicrafter HT9 Transmitter	195.00
Hallicrafter SX25 Receiver	95.00
Hallicrafter SX24 Receiver	75.00
Hallicrafter S40B Receiver	95.00
BC312 With Speaker (Converted) (2 Only)	35.00
National NC46 With Speaker	65.00
Meissner "Two" CW Transmitter With Calls	18.75
Eldico TR75 Transmitter Wired and Tested	60.00
National HFS With Power Supply (2 Only)	100.00
RME 70 Preselector In Cabinet	50.00

FOREIGN TRADE SOLICITED

DISPLAY MODELS — DEMONSTRATORS

NEW GUARANTEE

Harvey Wells TBS50D	\$119.95
Harvey Wells APS50 Power Supply	34.50
Hallicrafter S-77 (AC-DC Version of S-40R)	99.00
Gonset Marine Converter	33.95
Sonar SRT 75 All Band — Complete with Power Supply	149.95

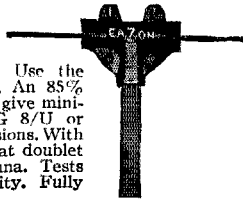
Trade-ins TOP ALLOWANCE

SPECIALS CLEARANCE

STANDOFF INSULATORS, low loss steatite, nickel plated base and top.	TUBES — standard brands
1/2" x 1 1/2" — 13c ea.; 10 for \$1.00	6AK5 69c ea. — 6 for \$2.50
1/2" x 2 1/2" — 17c ea.; 10 for \$1.45	6C4 39c ea. — 4 for 2.00
3/4" x 4 1/2" — 43c ea.; 10 for \$3.20	6AQ5 39c ea. — 4 for 2.00
3/4" x 6 1/2" — 59c ea.; 10 for \$4.75	12AT7 39c ea. — 4 for 2.00
SOCKET, 7 pin min., mica filled, shield base	MINIATURE VARIABLE CONDENSERS
..... 10 for \$1.00	Screw driver adjustment.
SWITCH, phenolic sec., 2 d., 3 p., 3 pos., NS. 29c ea. — 4 for \$1.00	25 mmfd. 25c ea. — 5 for \$1.00
INSULATOR, cone type	140 mmfd. 75c ea. — 4 for 2.50
1 1/4" high, 18c ea. — 10 for \$1.50	FEED THRU INSULATOR, ceramic.
3" high, 42c ea. — 10 for 3.25	For 1" hole, 41c ea. — 10 for \$3.25
	For 1 1/2" hole, 45c ea. — 10 for 3.50

Fort Orange RADIO DISTRIBUTING COMPANY
904 BROADWAY, ALBANY, N. Y.
TELEPHONE ALBANY 5-1594

EaZon



Want a better antenna? Use the EaZon matching junction. An 85% copper casting designed to give minimum mismatch. Fits RG 8/U or other coax of similar dimensions. With the type 3WA junction that doublet can be a real DX antenna. Tests have proven its superiority. Fully guaranteed.

Pat. No. 2587676

Type 3WA (see cut) Antenna Match \$4.60 Net
 Type 3W Tee Stub Junction 3.00 Net
 Type 4W Cross Stub Junction 3.60 Net


Your Jobber can supply you or write
DALLAS C. AKERS CO.

33 Greenwood Ave. East Orange, N. J.

PAYING PROPOSITION

Hams maintain many mobile-radio systems for police, power, petroleum, taxicab and other commercials. You need a 2nd class ticket, PLUS frequency and modulation test gear. Here's a way to

PICK UP EXTRA CASH!



Type 105-B Micrometer Frequency Meter. Measures center frequency, any number nearby transmitters, CW, AM, FM, 0.1 to 175 MC. Meets FCC mobile specs. Weighs 13 lbs. Price **\$220.00.**



Type 205 FM Modulation Meter. Indicates peak modulation deviation 0-25 Kc, either side of carrier. Tunable, 25 to 200 MC. Meets FCC mobile specs. Weighs 12 lbs. Width 12". Price **\$240.00.**

LAMPKIN LABORATORIES, INC.

Mfg. Division, Bradenton, Florida

Please send more dope on the 105-B and 205.

Name.....

Address.....

City.....State.....

W3NA/3	The DX Club	688- AB-15- 5671
W9NFT/9	Illinois Valley Radio Assn.	506- A-26- 4554
W8SMA/8	Fort Hamilton Amateur Radio Assn.	585-ABC-20- 4305
W1GLA/1	Framingham Radio Club	415- A-14- 3960
W2KKE/1	Westchester Amateur Radio Assn.	401- A-20- 3834
W6OFT/6	Palomar Radio Club	718- BC- 8- 3777
W7AIA/7	Clark County Amateur Radio Club	380- A-18- 3501
VE7AQL/7	Reddy-Watts	329- A- 9- 3103
W4SKH/4	Oak Ridge Radio Operators Club	382- AB-35- 3099
W8CNI/8	Tiffin Amateur Radio Club	310- AB- - 2589
W7PXL/7	Valley Radio Club	417- B- - 2514
W6LUF/6	Mt. Diablo Amateur Radio Club	462-ABC-25- 2253
K6CV/6	Trade Teachers	251- AB-12- 2085
W6HWF/6	Shasta County Radio Club	83- AB- 6- 570

Sewn Transmitters Operated Simultaneously

W6UW/6	Santa Clara County Amateur Radio Assn.	1164- A-32-11,009
W9PCS/9	York Radio Club	1422- AB-24- 9906
W5SC/5	San Antonio Radio Club	800- A-20- 7425
W6MFL/6	Westchester Amateur Radio Assn.	881- AB-20- 7206
W6OTX/6	Palo Alto Amateur Radio Assn.	819- AB-22- 7089
W6QGJ/6	San Francisco Radio Club	835- AB-17- 6603
W6GER/6	Soledad Amateur Radio Club	522- A-15- 4977
K6FAV/6	McClelland Amateur Radio Society	686- B-20- 4890
W2AWF/2	Albany Amateur Radio Assn.	536- AB-50- 4671
W1NEM/1	Hartford County Amateur Radio Assn.	454- A-50- 4311
W7MXH/7	Cascade Radio Club	571- AB-30- 3564
VE3RW/3	Quinte Amateur Radio Club	330- A-15- 3195
W7QHH/7	Reno Amateur Radio Club	489- B-20- 3084
W4MOE/4	Asheville Amateur Radio Club	374- B-18- 2574
W4NVU/4	Dade Radio Club	268-ABC-30- 1317
W6LIE/6	Kern County Radio Club	174- B-20- 1044

Eight Transmitters Operated Simultaneously

W6ARO/6	West Valley Radio Club	1342- AB-25- 8784
W3KCN/3	Rock Creek Amateur Radio Assn.	870- A-65- 7975
K6EA/6	Associated Radio Amateurs of Long Beach	796- A-30- 7407
W3SL/3	Delaware Amateur Radio Club	874- AB-34- 6192
W2DPQ/2	Huntington Radio Club	818- AB-35- 5658
VE3KP/3	Niagara Peninsula Amateur Radio Club	787- AB-25- 5106
W2USA/2	Suffolk County Radio Club	712-ABC-20- 3738

Nine Transmitters Operated Simultaneously

W2GSA/2	Garden State Amateur Radio Assn.	1911- AB-37-15,593
W9AP/9	North Suburban Radio Club	1380- A-40-12,645
VE3DC/3	Hamilton Amateur Radio Club	776- A-26- 7308
W6TOI/6	Downey Amateur Radio Club	925- AB-15- 6543
W6MLI/6	Coronado Radio Club	538- AB-20- 3885
W6HE/6	Lockheed Amateur Radio Club	427- AB-35- 3051

Ten Transmitters Operated Simultaneously

W3FRY/3	Frankford Radio Club	2665- A-25-24,795
W2OM/2	Tri-County Radio Assn.	2003- A-30-18,252
W9IT/9	Northwest Amateur Radio Club	1388- A-37-12,717
W2OW/2	Binghamton Amateur Radio Assn. and IBM Amateur Radio Assn.	786- AB- - 6543

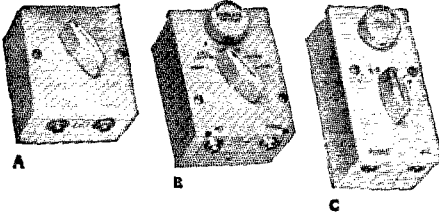
Twelve Transmitters Operated Simultaneously

W1OC/1	Concord Brasspounders	1626- A-28-14,316
--------	-----------------------	-------------------

(Continued on page 126)

LOOK STEINBERGS LOOK

JACK BOXES



(A) BC-345. 3½" x 3½" x 1¾" aluminum, 2 standard open-circuit jacks, 3-position switch, 6-contact banana plugs and jacks.
 (B) BC-1366. 4¼" x 3" x 2¼" aluminum, 1 standard open-circuit jack, 1 3-circuit mike jack, 150,000 ohm volume control, 5-position switch, 11-contact banana plugs and jacks.
 (C) BC-213. 5¼" x 2¾" x 2¼" aluminum, 1 standard open-circuit jack, 1 3-circuit mike jack, 150,000 ohm volume control, 4-position switch, 8-contact banana plugs and jacks.

YOUR CHOICE 30¢


Single Sideband

Watch this space next month for the most compact and inexpensive single sideband equipment on the market . . . for mobile or fixed station use.

WRIGHT T-R SWITCH




For break-in operation on CW, AM, or SSSC. Use one antenna for transmitting and receiving. It's instantaneous! No moving parts, no power needed to operate. Coax fitting for connections to feeder and receiver. Will handle 1 Kw. With 75 meter plug-in coil . . . **\$9.95**
 40, 20 meter coils, **\$1.75** each



8/8/8 MFD. 500 V. D.C.


Triple 8 mfd. 500 working volt D.C. oil-filled condenser, common negative, solder terminals, hermetically sealed, 5" x 3¾" x 2¼" **\$1.95**

MAYNARD PREAMPLIFIER



Self-powered; 4-position record equalizer plus mike or tuner input; 20 db bass or treble increase or decrease 3-12AX7, 6 X 4. Regularly \$62.50.

Limited quantity. **\$39.50**



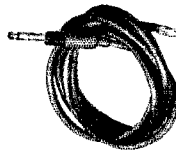
TUBE SOCKETS

For 4-prong tubes 866, 809, 811, 100th etc. Heavy phosphor bronze side wiping contacts, metal shell, white porcelain base. Regular list \$1.50, while they last. **45¢**



Triple 8 mfd. 450 V. electrolytic upright can condenser, separate negatives, all leads insulated from can. Nationally known mfr. Reg. dealer net \$2.58. **ONLY 59¢**
 10 for **\$5.00**

PL-55 PLUG AND CORD



Standard plug with 6 ft. rubber, 2-wire cord with spade lugs **75¢**



PHOSPHOR BRONZE AERIAL

125 ft. of the finest aerial wire obtainable. 42-strand phosphor-bronze with linen center. Will not stretch, very high tensile strength, diameter approximately same as No. 14 copper, very flexible. Excellent for transmitting or receiving antenna, control cable, guy wire. Regular list \$4.95. **90¢**

LIMITED QUANTITY

- 4D32 tubes. Brand new **\$18.95**
- 8 Henry, 250 Ma. cased choke **2.95**
- 8 Henry, 300 Ma. cased choke **3.50**
- 4 Henry, 350 Ma. cased choke **3.95**
- Johnson 100 MMF variable, 2000 v. spacing **1.95**
- 3-conductor Kooled Kord, 6 ft. extended **1.79**
- 83-1SP standard coax plug **.60**
- Coax angle plug **.45**

MINIMUM ORDER \$2.00. Send 20% deposit with COD orders. Please include sufficient postage or instruct us to ship by Express Collect. Overpayment will be refunded by check.

Steinbergs

Phone CHerry 1880

633 WALNUT STREET • CINCINNATI 2, OHIO

Your order will receive my personal attention and will be shipped the same day order is received. We distribute all top-flight amateur lines . . . let us know what you need.
 73, Jule Burnett, W8WHE

An ideal Christmas Gift
that lasts forever!

LEARN CODE

and Theory

\$6⁹⁵
up

**EASY,
FAST HOME STUDY!**

PASS COMMERCIAL AND AMATEUR CODE
EXAMS, AMATEUR THEORY EXAMS, FOR
YOUR FCC LICENSE!

4 AMECO Courses Available:

No. 1 — **NOVICE CODE COURSE.** You get and keep 10 recordings (alphabet through 8 W.P.M.). Includes typical FCC type code exams. Free instruction book on learning how to send and receive code the simplest, fastest way; plus charts to check your receiving accuracy; plus an album; all for the low price of only \$7.95

No. 2 — **SENIOR CODE COURSE.** You get and keep everything given in the Novice Course except that you get 22 recordings (alphabet through 18 W.P.M.), plus typical FCC type code exams for General class and 2nd class commercial telegraph licenses. All this for only \$12.95

No. 3 — **COMPLETE RADIO THEORY COURSE.** A complete, simplified home study theory course in radio covering the Novice, Technician, conditional and general classes — all under one cover — with nearly four hundred typical FCC type questions to prepare you for license exam. No technical background required. You also get, FREE, one year of consultation and a guide to setting up your own Ham station. All for the amazing low, low price of . . . \$6.95

No. 4 — **NEW ADVANCED COURSE.** Prepares Novice operators for the amateur general class and second class commercial license tests. Contains 12 recordings (8 through 18 W.P.M.) PLUS the complete code book — PLUS typical F.C.C. code examinations for general and commercial tests. ALL for only \$6.95

Distributor Inquiries Invited!
FREE LITERATURE AVAILABLE

Sold at leading distributors
everywhere or write to
Dept. Q12

AMERICAN ELECTRONICS CO.
1203 Bryant Ave., New York 59, N.Y.



CLASS B

Grouped in this special listing are the scores of stations manned by one or two operators. Where two persons participated, the call of the assisting operator is given following that of the amateur whose call was used. Figures following the call listings indicate number of contacts, power and final score.

One Transmitter		W8KAF/8	60- A- 621
W6RW/6	168- A-6656	W8KYD	18- A- 581
W6BXL		VE3DFM/3	35- A- 540
W3EIS/3	400- A-5873	KN2CLL/2	32- A- 528
W4KFC		K2AFQ	
W2FBA/2	386- A-5549	W1TXI/1	78- B- 513
W2JBQ		W1TRF	
W6TSW/6	520- A-4905	W7HJ/7	11- A- 500
W6LXK		W9FKC/9	54- B- 486
W1HA/1	231- A-2304	W9HOA/9	55- B- 486
W1RAN		KN2CQJ/2	61- A- 462
W6JPM/6	211- A-2124	W6CAL/6	72- B- 432
W6LKC		W9PB/9	3- A- 378
W6LYG/6	295- AB-1917	W1DIT/1	69- B- 360
W6RSU		W6CIS/6	39- A- 351
W5OLD/5	178- B-1827	W7QHD/7	38- A- 342
W5OGS		W9NZQ/9	11- A- 342
W5TFR/5	197- A-1773	K8NAS/8	25- A- 338
W5REY		W4JGS/4	22- A- 297
W5AJA/5	104- A-1742	W5TID/5	116- B- 282
W9OLL/9	58- A-1641	W1ATX/1	28- A- 252
W4IYR/4	135- A-1440	W1YCG/3	57- A- 246
W5TGB/6	100- A-1350	VE6WR/6	46- A- 213
W7FVI/7	74- A-1337	W1BB/1	13- A- 189
W7DRF		W4SAT/4	74- B- 184
W2COU/2	61- A-1161	W4TYP	
W2YRH		W8HAY/8	16- A- 153
W8VWY/8	61- A-1161	W2PQ/2	25- A- 150
W6HJK/6	120- A-1116	W9WVWJ/9	11- A- 149
W7SUI/7	77- A-1040	W6NLQ/6	16- A- 144
VE1AAM/1	48- A- 986	W3QQS/3	68- B- 136
VE1AAU		W4ZK/4	15- C- 135
W1UFY/1	95-ABC- 953	W1MEP/1	5- A- 45
W9LSV/9	100- A- 900	W8NJL/8	6- B- 36
W9LXV		W8NMLU/8	5- B- 30
W9GZR/9	147- B- 882	W1WAG/1	7- A- 21
W9FPA		VE6FB/6	5- A- 21
W1MHF/1	144- B- 864		
W7BTF/7	39- A- 864		
W9OMG/9	85- A- 765		
W8TSZ			
K2AZJ/2	82- A- 738		
W9FDP/9	28- A- 716		
W5VU/5	112- C- 672		
W2IMJ/2	47- A- 648		
W2FRA			
W6LAH/6	22- A- 635		
W6EA			

Two Transmitters

W4KUX/5	202- AB-1503
W4KCC	
W6INZ/6	167- A-1503
W6EJM	
W6FTJ/6	79- A-1067
W6KYH	
VE8AVS/3	48- AB- 363
VE8ATU/3	102- C- 306
W8NOH/8	14- B- 82

CLASS C

Grouped in this tabulation are the scores of entrants in the mobile class. Figures following the call indicate number of contacts, power, number of participants at each mobile station and final score.

W9RQM/9	256-A-2-3848	W5DAH/5	63-A-2-1188
W6FUA/6	177-A-1-2390	W2KLA/2	86-A-1-1161
W6HDT/6	134-A-1-2147	W7JFO/7	37-A-1-1161
W1WGM/1	120-A-1-1958	W2ZYK/2	60-A-1-1148
W6ZVD/6	118-A-2-1931	W8AGA/8	34-A-1-1148
W8AJH/8	56-A-1-1823	W8VK/8	40-A-1-1148
W7KKN/7	123-A-1-1661	W8ZXL/8	27-A-1-1134
W3FMG/3	59-A-1-1512	W7CO/7	57-A-1-1107
W6INX/6	75-A-1-1350	W8INO/8	32-A-1- 986
W6QYZ/6	73-A-1-1323	W3FVK/3	46-A-1- 959
W7BA/7	70-A-1-1283	W3GBB/3	45-A-1- 945
W8PM/8	28-A-1-1256	W7KZP/7	44-A-1- 932
W6PLX/6	67-A-1-1242	W6HVO/6	68-A-1- 918
W8MWE/8	46-A-1-1229	W8INW/8	23-A-1- 918
W7MPH/7	90-A-2-1215	W3RMN/3	42-A-1- 905
W8AEU/8	45-A-1-1215	W7GJW/7	41-A-1- 891
W8BDZ/8	35-A-1-1215	W6ELG/6	95-B-1- 855
W3BIL/3	64-A-1-1202	W3FDJ/3	38-A-1- 851

(Continued on page 128)


buy and use
Christmas Seals



fight
tuberculosis

For a Ham's Xmas!

WORLD TIME CLOCK



DO YOUR
XMAS
SHOPPING
EARLY,
BY MAIL!

ONLY
\$12.50
Plus \$2.50
U.S. Tax

**AUTOMATIC, ELECTRIC 24-HOUR CLOCK
WITH HUGE 10" DIAL, SWEEP SECOND**

AT A SINGLE GLANCE this fabulous clock tells your favorite Ham the exact time in every zone of the world. Key cities and countries are shown on inner dial. 0100-2400 hours and 1-60 seconds are shown in separate bands! Gray metal with chrome-plated bezel. Self-starting. Convex crystal. A unique clock of time-proven quality at a modest price that HASN'T risen with inflation! Order No. 32-870-Q.

MICROSCOPE SALE!





150-POWER **\$7.75**
200-POWER **\$8.95**

REAL SAVINGS for hobbyists, students, lab spot checks; for examining phono styli, textiles, biology specimens, etc. Entire stock of imported units bought at sacrifice. Ideal gifts — they come in fitted hardwood boxes, complete with specimen slide. Polished ground optics and mirror, plated barrel, heavy cast enameled base. Full tilting pivot, twin knurled micro-rack focusing. All parts demountable. Guaranteed. Ship. wt. 3-lbs.
Order No. R-5098Q 150X.....\$7.75
Order No. R-5098AQ 200X..... 8.95

210 MIL POWER XFMR
\$5.55 REG. \$9.95

A steal! 115/1/60 pri. 375-0-375 @ 210 mils; 5V @ 3A; 6.3V @ 6.75A; 6.3V @ 2A; 6.3V @ 1.2A. Half shell type, fully shielded; color coded leads; 3/4 x 3" mtg. ctrs, 9/2 lbs. Ideal for amps, mods., supplies, xmtrs. Save \$4.40 while they last Yes, brand new!
Order No. R-5094Q.....\$5.55




**ARMY-NAVY
HEADSETS**
\$4.95

**WORTH
OVER \$10**

Famous HS-33 headsets using ANB-H-1 receivers, with HB-7 headbands, MX-41/AR rubber cushions, 5 ft. cord with PL-55 plug. Guaranteed 100-4000 cps ± 3 db, down 20 db @ 6000 cps. Total imp. 600 ohms. Perfect for broadcast monitoring, ham receivers, test labs, audio fans. 1 1/2 lbs.
Order No. R-5019Q.....\$4.95

honest injun!

Here's ONE hi-fidelity
radio-phono system worth its
weight in wampum (and fact)!



FM-AM TUNER: Approved Model V-12. 12 tubes, separate power supply, exclusive at Radio Shack.
Reg. \$97.05.



AMPLIFIER: Grammes LJ2. 8 watts, preamp, separate tone controls, 20-20,000 cycles, 5 tubes. Reg. \$35.77.



12" SPEAKER: University 6200. Note: one good speaker outperforms 3 little squeakers! Reg. \$20.58.



3-SPEED CHANGER: famous intermix Tri-O-Matic, with G-E magnetic cartridge and 4-pole motor. List \$51.50.

Worth \$204.82, ONLY

\$140

ADD POSTAGE
FOR 32 LBS.

FREE!

224-page catalog of
1954 hi-fi, radio,
TV, industrial
equipment.



MAIL ORDERS: add est. postage. Min. 25% deposit on C.O.D.'s. Hi-fi time-pay plan: min. 10% down, 1 yr. to pay, no interest if paid up in 60 days!

RADIO SHACK
CORPORATION

167 Washington St., Boston 8, Mass.

The
Christmas Gift
that
Lasts All Year
QST

He won't turn up his coat collar to hide it.
He won't have to exchange it for one with longer sleeves.
He won't read it once and shove it out of sight.
It won't shrink.
And he'll like it whether he smokes or not.

QST is the one present that's always suitable, always welcome — a monthly reminder that you think enough of him to give him something he really wants.

Twelve issues of QST and a year's membership in A.R.R.L.

\$4.00 in U.S.A. and Possessions
\$4.25 in Canada
\$5.00 elsewhere

Of course the Christmas Card we mail him shows that the gift is from you


AMERICAN RADIO RELAY LEAGUE
38 LaSalle Rd. West Hartford 7, Conn.

EASY TO LEARN CODE

It is easy and pleasant to learn or increase speed the modern way — with an **Instructograph Code Teacher**. Excellent for the beginner or advanced student. A quick, practical and dependable method. Available tapes from beginner's alphabet to typical messages on all subjects. Speed range 5 to 40 WPM. Always ready, no QRM, beats having someone send to you.

ENDORSED BY THOUSANDS!

The **Instructograph Code Teacher** literally takes the place of an operator-instructor and enables anyone to learn and master code without further assistance. Thousands of successful operators have "acquired the code" with the **Instructograph System**. Write today for full particulars and convenient rental plans.



INSTRUCTOGRAPH COMPANY

4709 SHERIDAN ROAD, CHICAGO 40, ILLINOIS

W3FWZ/3	35-A-1- 810	W6ALD/6	3-A-1- 378
W7OYO/7	35-A-1- 810	W3NPL/3	2-A-1- 365
W8UXV/8	27-A-1- 783	W6GAU/6	1-A-1- 365
VE2CD/W1 ⁵	23-A-1- 783	W8CZW/8	2-A-1- 365
W8YGM/8	22-A-1- 770	W8YPE/8	2-A-1- 365
W6NQQ/6 ⁶	30-A-2- 756	W8JVN/8	1-A-1- 351
W8IND/8	9-A-1- 756	W2LID/2	23-A-1- 311
W7OZG/7	28-A-1- 716	W6PFE/6	22-A-1- 297
W7MSL/7	27-A-1- 702	W9OGZ/9	22-A-1- 297
W8QAV/7	11-A-1- 702	W7ELJ/7	20-A-1- 270
W7RTQ/7	51-A-1- 689	W8CBM/8	20-A-1- 270
W7PGY/7	25-A-1- 675	K5NRE/5 ⁷	86-C-3- 258
W3IFW/3	23-A-1- 648	W9GFA/9	18-A-1- 243
W8IWP/8	14-A-1- 635	W7QLG/7	16-A-1- 216
W8ZJQ/8	9-A-1- 621	W7AWP/7	15-A-1- 203
W3KKH/3	20-A-1- 608	W3WA/3	14-A-1- 189
W6KRH/6	19-A-1- 608	W6DPJ/6	14-A-1- 189
W8AJW/8	20-A-1- 608	W7JH/7	14-A-1- 189
W8BUS/8	8-A-1- 608	VE3DMZ/3	20-B-1- 180
W8CHO/8	16-A-1- 608	W7LBF/7	12-A-1- 162
W7SKT/7	19-A-1- 594	W3FRD/3	11-A-1- 149
W8ZEU/8	7-A-1- 594	W8FKS/8	10-A-1- 135
W7FTR/7	18-A-1- 581	W9EZS/9	10-A-1- 135
W7OTA/7	12-A-1- 527	W1IHL/1	9-A-1- 122
W3ESM/3	13-A-1- 513	W3QHJ/3	9-A-1- 122
W8AZL/6	39-A-1- 507	W9AYU/9	9-A-1- 122
W6KSU/6	12-A-1- 500	W9SMW/9	9-A-1- 122
W7CBE/7	11-A-1- 486	W1NJM/1	11-A-1- 99
W7HUL/7	11-A-1- 486	W2HF/2	8-B-1- 72
W3PSQ/3	10-A-1- 473	W8AFW/8	5-A-1- 68
W3JCI/3	9-A-1- 459	W8FBZ/8	5-A-1- 68
W8VM/8	9-A-1- 459	W4YCK/4	3-A-1- 41
W9MYL/9	33-A-1- 459	W7PZO/7	3-A-1- 41
W7MEU/7	8-A-1- 446	W7RNC/7	3-A-1- 41
W8ZSD/8	8-A-1- 446	W9RMM/9	4-B-1- 36
W3QLG/3	7-A-1- 432	W3EGL/3	2-A-2- 27
W2IN/2	9-A-1- 429	W5UWA/5	2-A-1- 27
W3MKY/3	6-A-1- 419	W6NCP/6	2-A-1- 27
W6FIE/6	6-A-1- 419	W8WAG/8	1-A-1- 27
W1BDI/1	20-B-1- 405	W7DMN/7	1-A-1- 14
W8LEX/8	5-A-1- 405	W7DZO/7	1-A-1- 14
W8NGY/8	5-A-1- 405	W7IEE/7	1-A-1- 14
W7AXS/7	29-A-1- 392	W7JWE/7	1-A-1- 14
W3GYS/3	3-A-1- 378	W7TES/7	1-A-1- 14
		W7TKN/7	1-A-1- 14

CLASS D

Grouped in this tabulation are the scores of home stations operated from emergency power.

W2SZ ⁸	248	W2RGX	21
K2BCI ⁹	104	WN1WHL	9
W6SFT ¹⁰	79	W6NCP	4
W0FLN	62		

CLASS E


Grouped in this tabulation are the scores of home stations operated from commercial power sources.

W1YYM ¹¹	364	W5WGS	55
W6GKM	357	W6NST	53
W8NGO	277	W0SQN	53
W5TFB	235	VE3BVL	53
W4TJL	230	W2OMG	52
W3DIM/3	226	W8KID	50
W4SGH ¹²	176	K2BOF ¹³	49
W3ISE	167	W2ICE	49
W0BMM/0	160	W7ICD	49
W6PMQ	155	W6AM	48
W1AW ¹⁴	149	W8KBE	46
W9ESQ	147	W93UTW	45
W6GEB	145	W1WMH	44
W1WKM	132	W7QCN	44
W5YIG/6	120	W2GSB ¹⁵	43
W3RNY	111	W3NRE	42
W1TZA	98	W8DAE	40
W2RCX	94	W1BJP	38
W2RHQ	93	W0DAK	37
K7NRM ¹⁴	92	W9NH	36
W1UGW	90	W2GIQ	35
W7PYV	75	W6MJP	35
W1WVW	61	W9YDQ	35
W3HDV	57	W4KUL	32

(Continued on page 130)

hallicrafters COMMUNICATIONS EQUIPMENT

HARVEY ALWAYS HAS IT...IN STOCK For IMMEDIATE DELIVERY



HT-20

TVI-SUPPRESSED, 100-WATT BANDSWITCH TRANSMITTER

All spurious outputs above 40 mc at least 90 db below full rated output. All stages metered; single meter with 6-position meter switch. Output tuning indication. Frequency range of 1.7 mc to 31 mc continuous on front panel control. Ten-position crystal selector switch; provision for plug-in VFO on xmtr power supply. Seven tubes plus 5 rectifiers.

HT-20 complete with tubes.....\$44950



SX-88

"DREAM BOX" FOR DX— 12 TUNED I-F STAGES

Full precision gear drive for main tuning and bandspread. Full frequency coverage from 535 kc to 33.3 mc. Ten watt audio with push-pull output and negative feedback. Speaker terminals—3.2/8/500-600 ohms. Double conversion with crystal-controlled 2nd conversion oscillator. Built-in 100-kc calibration crystal. Has i-f output jack via cathode follower for teletype converter, oscilloscope, etc. 20 tubes. Six-position bandwidth control for 250 cycle to 10 kc selectivity. Satin black steel cabinet with grey-blue front panel, chrome trim.

SX-88 complete with tubes less speaker.....\$49995



SX-71

HIGH-PERFORMANCE RECEIVER FOR ADVANCED AMATEURS

Built to make hams happy — built to bring in DX through the tuff stuff. Covers standard broadcast band plus 4 short-wave bands, 1650 kc-34 mc and 46-56 mc. Superior image rejection plus built-in NBFM, one r-f, two conversion, three i-f stages. Temperature compensated, voltage regulated. Phono input jack. Three watt output at 3.2 or 500 ohms impedance. Socket for external power or remote control. Full-visibility band spread. Satin black steel cabinet, chrome trim.

SX-71 complete with tubes less speaker.....\$24995




SX-62

HIGH-FIDELITY ALL-BAND RECEIVER

Full width dial is marked for foreign short wave listening. One band lights up at a time, indicating band in use. Standard broadcast, short wave or FM continuous coverage from 540 kc to 109 mc in 6 bands and 27-109 mc FM. Crystal calibration oscillator built-in to check dial pointer accuracy. Two r-f, three i-f stages. Temperature-compensated, voltage-regulated. Six-position selectivity. Hi-fi audio with 4-position tone control and 10-watt push-pull output. 500 and 5000 ohm impedance. Phono jack. 16 tubes. Satin black steel cabinet with light grey panel, chrome trim.

SX-62 complete with tubes less speaker.....\$34995



S-38C

LOW-COST RECEIVER with ELECTRICAL BANDSPREAD

Here is world-wide performance in a compact receiver that's fine for the new amateur or as a reliable standby set. Communications-type controls for standard broadcast plus 3 short-wave bands, 1650 kc to 32 mc. Sensitive built-in speaker. Headphone tip jacks. CW oscillator. Engineered throughout to give years of good service.

S-38C complete with tubes.....\$5995




S-53A

A TOP PERFORMING SMALL RECEIVER

Covers broadcast band plus 4 short-wave bands, 2.5-31 and 48-54.5 mc. Electrical bandspread. Two i-f stages. Switches for automatic noise limiter, BFO and high-low tone. Built-in speaker. Headphone tip jacks. Phono-jack. Other important features, including temperature compensation to reduce fading due to frequency shift, make the S-53A tops in its price range.

S-53A complete with tubes.....\$9995



R-46 MATCHING 10" PM SPEAKER

For use with Hallicrafters receivers SX-71, SX-76, SX-73, SX-62 or SX-88. 80 to 5000 cycle range. Matching transformer with 500-ohm input. Speaker voice coil impedance, 3.2 ohms. Satin black steel cabinet matches all Hallicrafters receivers. Cloth covered metal grille.


R-46.....\$2495



S-76 DOUBLE CONVERSION RECEIVER

WITH GIANT "5" METER
Top selectivity at moderate price! Covers standard broadcast band plus 3 shortwave bands, 1720 kc to 34 mc. Calibrated electrical bandspread. Five-position selectivity, one r-f, two conversion, two i-f stages, temperature compensated. Phono input jack. Socket for external power or remote control. Satin black cabinet, chrome plastic trim, hinged top.

S-76 complete with tubes less speaker.....\$19995



S-40B

ALL-TIME POPULAR HAM RECEIVER

Covers broadcast band plus 3 short-wave bands, 1680 kc to 44 mc. Electrical bandspread for easy tuning. One r-f, two i-f stages. Switches for automatic noise limiter, BFO and 3-position tone control. CW pitch control and built-in speaker.

S-40B complete with tubes.....\$12995

Anywhere in The World
ORDER BY MAIL
DIRECT FROM HARVEY

Write for full details
and accessory lists to:

NOTE: In view of the rapidly changing market conditions, all prices shown are subject to change without notice and are Net, F. O. B., New York City.

WE'RE GENEROUS
ON TRADE-INS!

What've you got to trade on this fine Hallicrafter equipment? Because of our big outlet in the New York market, we can make you a generous allowance. Send full description.



Harvey RADIO CO., INC.

103 W. 43rd St., New York 36, N.Y. • JUdson 2-1500

**YOU CAN BE SURE
WHEN YOU BUY FROM**

QST

ADVERTISERS

“Advertising is accepted only from firms who, in the publisher’s opinion, are of established integrity and whose products secure the approval of the technical staff of the American Radio Relay League.”

Quoted from QST’s advertising rate card.

Amateurs and electronic engineers—practically everything you need can be supplied by the advertisers in QST. And you will know the product has the approval of the League’s technical staff

W8MUJ.....	32	W21P.....	11
W1WEF.....	31	W2NHH.....	11
W2QKJ.....	31	W3FQE.....	11
W9VYX.....	31	W3JAA/3.....	11
K2BKW.....	29	W3SOH.....	11
W38IJ.....	29	W8FRD.....	11
W0EBA.....	27	W7NWP.....	10
W3UOE.....	26	W0HAW.....	10
W6MYG.....	25	W8BSR.....	9
W1TVJ.....	24	W7EHH.....	9
K5FEB.....	23	VE3BAJ.....	9
W6JUE.....	23	W1ONV.....	8
W7CZX.....	21	W1TWZ.....	8
W2HIC.....	20	W8WVL.....	8
W2CVW.....	19	W9HLB.....	7
W8INF.....	19	W3IMW.....	6
VE7WL.....	19	W9VOX.....	6
W8TDG.....	17	W4TRN.....	5
W2HAZ.....	16	W3TCD.....	4
W3TF.....	16	W8DLE.....	4
W9TTR.....	16	W9AZR/0.....	4
W3COK.....	14	W1ALP.....	3
W4CGG.....	14	W1TVL.....	3
W5URP.....	13	W2GWT.....	3
W7PSS.....	13	W8WRN.....	3
W6NCP.....	12	W8JWP.....	2
W9EIL.....	12	VE7AKH.....	2
K2AWA.....	11	KN2DGC.....	1
		W2WLR.....	1

¹ W8MKM opr. ² W9RLB second opr. ³ W6ROJ second opr. ⁴ W5CTG second opr. ⁵ VE2KH second opr. ⁶ KN6ALN second opr. ⁷ W5s HBZ and SYE oprs. ⁸ W1TCJ and W2UGV oprs. ⁹ 12 oprs. ¹⁰ 7 oprs. ¹¹ W1WPO second opr. ¹² 6 oprs. ¹³ W1WPR opr. ¹⁴ W7s PKW and SSX oprs. ¹⁵ 5 oprs. ¹⁶ W2BJP opr.



December 1928

... “Radio on the Byrd Expedition” summarizes communications aspects of the South Polar explorational undertaking now commanding world-wide attention.

... Earl W. Springer, W9BWL, in “The Construction and Operation of a 3500-Kc. Crystal-Controlled ‘Phone,’” describes a high-stability, high-quality 80-meter transmitter.

... “Push-Pull Transmitters,” by James J. Lamb, W1CEI, details a bound-to-be-popular set with UX-210s and UX-360s in a symmetrical crystal-controlled circuit.

... The two-210s transmitter discussed by J. Herbert Hollister, W9DRD, as well as his crystal-handling suggestions, makes “Debunking Crystal Control” must reading.

... George Grammer, W3AIE, presents “Some Suggestions for the Monitor” in describing a straightforward monitoring set-up that has given years of reliable service.

... “A Frequency-Meter Combined with Your Receiver,” by ARRL Director Eugene C. Woodruff, W8CMP, tells of a self-contained battery outfit using Type 199 tubes.

... J. M. Grigg writes on “An Improved Superheterodyne,” a 500-kc.-i.f. five-tube set of good tone quality, selectivity, sensitivity and simplicity of tuning.

... L. W. Hatry’s “Now—the Vacuum-Tube Ammeter” discusses variations in vacuum-tube voltmeter circuits for a wide range of measurement applications.

... Meeting a consistent demand for such information, Herbert F. Wareing, W9NY-W9FUZ, writes on “Choke Coil Design” considerations.

... “Straight-Edge Solutions” provides large-scale reproductions of nomographic charts by Allen B. Taylor, W6DXH, together with instructions for their use.

... Charles A. Hill, W6BRO, in “Relieving the Glass Arm,” gives advice toward alleviating a difficulty that sooner or later plagues almost every c.w. hound.

"Color Television"



A special issue containing

• 15 N.T.S.C. Monographs—

The National Television Systems Committee has authorized IRE to publish its long awaited Monographs in the January 1954 special Color Television issue of "Proceedings of the I·R·E" — thus giving them industry-wide distribution for the first time in print.

• 25 additional Color TV articles—

will also appear in this issue, which brings the reader up-to-the-minute on the developments of Color Television. Copies of the first Color Television issue are still available and combined with this second Color Television issue will form a complete bibliography of major historical importance. Also included in the January issue will be a complete listing of the N.T.S.C. system specifications as submitted to the F.C.C.; and field test reports on the system's performance.

in "Proceedings of the I·R·E" January '54

Available to non-members for \$3.00. Extra copies to I R E members are \$1.25. All members get one copy free!

*Another
History
Making
Issue!*

I R E is an organization of 33,312 member-engineers. There are no company memberships. Operating continuously since 1913, its sections meet in 78 cities. 21 specialized Professional Groups widen the scope of its member-services and 40 technical committees help the industry.



"Proceedings of the I·R·E"

Published by

THE INSTITUTE OF RADIO ENGINEERS

1 East 79th Street, New York 21, N. Y.

Please place orders before December 10th.

HOW TO Tackle TVI



PRICE **\$14.85**
NET

SQUELCH HARMONIC RADIATION WITH THIS B&W LOW PASS FILTER

- Minimum attenuation of 85db thru entire TV band, more than 100db on Channel #2
- 4 "K" sections, 2 "M" derived end sections
- Insertion loss less than .25db through entire pass band to 30 mc.
- Handles more than 1 KW of r-f power
- Size: Approx. 10 3/4" x 3" x 2"

When your transmitter is equipped with one of these B&W Low Pass Filters, unwanted harmonics causing TVI are reduced by a minimum factor equal to 17,780 to 1. No tuning or adjustments of any kind are necessary to achieve this terrific performance. See one at your B&W dealer today or write for Data Bulletin 425.

Model 425: 52 ohms impedance ● Model 426: 75 ohms impedance



MORE SIGNALS PER DOLLAR
From Money Invested in an Antenna

Self Supporting
STEEL TOWERS
For Rotary Beams, FM, TV

ATTRACTIVE—NO GUY WIRES!

- 4-Post Construction for Greater Strength!
- Galvanized Steel—Will Last A Lifetime
- SAFE—Ladder to Top Platform
- COMPLETE—Ready to Assemble
- Easy to Erect or Move
- Withstands Heaviest Winds

Attention!
CIVILIAN DEFENSE DIRECTORS
This Is an Ideal Support for
SIREN & ANTENNA

Width of
Base Equal
to 1/5 Height

Vesto Towers are available in a wide range of sizes to meet requirements of amateurs and commercial users alike. Note the low prices for these quality lifetime towers: 22'-\$104, 28'-\$127, 33'-\$149, 39'-\$182, 44'-\$208, 50'-\$239, 61'-\$299, 100'-\$1,260.

Towers are shipped to your home knocked down, FOB Kansas City, Mo. 4th class freight. Prices subject to change... so order now! Send check or money order... or write for free information.

WRITE TODAY
FOR COMPLETE
FREE INFORMATION
AND PHOTOGRAPHS

VESTO CO., Inc.
20th and Clay
North Kansas City, Mo.

Strays

W4HCM tells us that W4HDX, chief engineer at b.c. station WJNO, Palm Beach, Fla., dashed off the Eddie Fisher tune hit "Just To Be With You." Encore, OM!

W3EQK tried a 20-meter 'phone CQ while out mobiling one fine day. Back came W2ZYC, also mobile. It turned out that both are Emergency Squad policemen, W3EQK for the city of Baltimore and W2ZYC for the city of New York, and both are named Art.

W2UWK, W3VAV, W6OQY and reader Robert Page didn't miss the recent AP dispatch concerning the mockingbird of W5VPM. Mr. and Mrs. W5VPM, who regularly engage in buzzer code practice, were amazed when their pet bird began to dot-and-dash on his own. Next will come the theory, we suppose.

McSquegg

(Continued from page 61)


In the snows outside, Earlybird Kilroy was being dragged reluctantly along by his cocker spaniel. And, as usual, over the countryside far and wide hung the asphyxiating pall of Earlybird's morning stogie. The set-up was perfect!


Sunspot was penning "Glad to be your first W" on the bottom of an airmail-special-registered QSL card as ZD5HI started his final transmission. McSquegg could sense the impatient W/VE crowd getting set to open up on ZD5HI with a salvo sufficient to outclass *Big Mo*. It was then that the accented voice in the 'phones literally reached out and knocked him off his chair.

"A distinct pleasure to work you, Sunspot," said the rare fellow. "Delighted to be your first ZD5. And, by the way, please remind your club friend, Earlybird, that he still owes me a QSL for our 160-meter single-sideband QSO of last week. Very seventy-three!"

Sunspot grabbed the window sill and pulled himself up off the floor. He dejectedly watched Earlybird and his cocker as their figures perspectively grew smaller and smaller in their journey down the lane, realizing then and there that he had fought a futile battle against hopeless odds.

Wheezing from the still-hovering fumes of the lethal cigar, McSquegg's own sad-looking hound, Fleabait, disconsolately wandered out through the front gate to sniff the cooling tracks of Kilroy's dog — pawprints in the new-fallen snow proclaiming to all the world that Kilroy, indeed, had been there. . . .





Leo I. Meyerson, WØGFQ
C.U. on 10-20-40 & 75 Meters

Pay Only 10% Cash Down 18 Months to Pay on Major Equipment

Now it is easier than ever to buy from WRL. Pay as little as 10% down and the balance in 18 months. No red tape — we handle our own financing. We will give you a generous trade-in allowance on your present equipment. We have over 600 reconditioned used items — with new factory guarantee. Send for free list. You will profit most when you deal with WRL — THE WORLD'S MOST PERSONALIZED RADIO SUPPLY HOUSE and THE WORLD'S LARGEST DISTRIBUTOR OF AMATEUR RADIO TRANSMITTING EQUIPMENT.

The NEW MODEL 40A

Complete Band Switching

GLOBE SCOUT

(50 Watts CW—40 Watts Phone)



\$10. cash down

12 monthly payments of \$8.95

KIT FORM

\$89.95

WIRED

\$99.95

'It Is A Pleasure To Do Business With WRL'

Dear Leo:

I placed my Globe King in operation several months ago and am MORE than pleased with the results. For rugged dependability, an outstanding signal, and watt-per-dollar value, I do not believe it can be beat. Although I live, literally, in a forest of TV antennas, I have never received a complaint.

GEORGE FAIRBANKS, W1FVX
Seymour, Connecticut

NEW TVI MODEL 400C GLOBE KING XMTR

TVI SCREENED CABINET NOW
STANDARD EQUIPMENT

\$51.50

Cash Down

\$495.00

KIT FORM


\$515.00

WIRED

12 Monthly Payments of \$40.95

18 Monthly Payments of \$28.07

RADIO REFERENCE MAP



25¢

HANDY
WALL
SIZE

FREE



SEND TODAY!

World Radio Laboratories, Inc.
744 West Broadway
Council Bluffs, Iowa

Q-12

Please send me:

- New Log Book 25¢
 Free Catalog
 Radio Map 25¢

- Globe Scout Info
 Globe King Info
 Globe Champion Info
 Used Equipment List

Name _____

Address _____

City _____ State _____

WRITE FOR DETAILED SPECIFICATION EQUIPMENT SHEETS

WRITE
WIRE




PHONE
2-0277

World Radio
LABORATORIES COUNCIL BLUFFS, IOWA

NEW MOTOROLA

Home Unit Monitor Receiver



Now available—the new Motorola Monitor or Alert Receiver, for operation in the 25-50 mc. and 152-174 mc. ranges. Optional selective signaling, emergency 6 VDC power supply, and red-yellow-blue-white light alert cabinet attachments. Ideal for amateur, as well as public safety, civilian defense, industrial and commercial radio systems.

For further information write to:

Motorola®

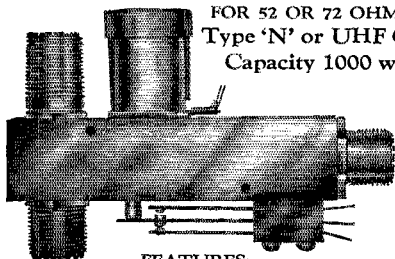
Communications & Electronics, Inc.

Amateur Sales Dept. - QST-12

1327 W. Washington Blvd., Chicago 7, Illinois

Attention: Harry Harrison, W9LLX, Tel. TAYlor 9-2200—Ext. 761

NOTE THE NEW FEATURES OF THE DOW CO-AX RELAY



FOR 52 OR 72 OHM LINE
Type 'N' or UHF Conn.
Capacity 1000 watts

FEATURES:

1. AC types entirely free of hum and are guaranteed equally as silent as DC.
2. Causes negligible change in SWR up to 100 MC.
3. Now available with type 'N' or UHF connectors.
4. Magnet coils entirely shielded.
5. Special type receiver connector automatically grounds receiver contact inside of connector during transmit and protects receiver from RF (Optional).
6. External SPDT switch (Optional).
7. Tongue pressure on contacts both AC and DC energized or de-energized, sufficient for all types of mobile service.
8. Overall length 4½", width 3".

AC types (all voltages). Amateur net. \$10.50
DC types (all voltages). Amateur net. 9.50

Add \$1.00 for SPDT external switch.
Add \$1.00 for special type receiver connector.

See your distributor, but if he has not yet stocked Dow co-ax relays order direct from factory. Send check, money order, or will ship COD. Prices are net FOB Warren, Minn. Dealer inquiries invited — literature on request.

THE DOW-KEY CO., INC.
WARREN, MINNESOTA

World Above 50 Mc.

(Continued from page 66)

W7PXB reports that Channels 10 and 11 have been seen around Seattle several times recently. If you can see high-band TV DX, you can work out on 144 Mc. Coverage on 144 Mc., if optimum techniques are employed, can beat TV coverage on Channels 7 to 13 any day!

The best 2-meter DX so far reported from the Northwest is a contact between W7NCW, Longview, Wash., and W6MXQ/7, Ashland Peak, Oregon, during the September V.H.F. Party, a distance of 280 miles. W6MXQ/7 also worked down as far as W6UOV at San Mateo, 320 miles. So, for that once, at least, a 2-meter link between Washington and California was established, but at the cost of some rather prodigious effort by the party that set up W6MXQ/7 for the contest. Their average for all 16 contacts made was 246 miles, good going in any 2-meter league!

An interesting sidelight on the W6MXQ expedition: A 75-meter liaison rig was carried along, but it turned out to be completely useless because of the QRM. Ollie says next time they'll concentrate all their weight-carrying capacity on 2-meter gear. He is already planning for next September's contest. (June can be too early for the high altitudes, because of the late melting of snow.) He would particularly like to promote a WØ expedition to Pike's Peak for that event. Volunteers please get in touch with W6MXQ, Box 23, Albany 6, Calif.

OES Notes

W5SCX, Ardmore, Okla., maintains daily skeds with W5AJG and W5HHU in Dallas, 110 miles to the south, checking signal levels against weather conditions. Contact is possible daily, but large variations in signal strength are encountered. Bill had his first contact with WØZJB, Wichita, Kansas, late in September. Checks are also made with Amarillo, 280 miles to the west. This path is not solid, requiring something special in the way of weather, so far.

Ever try any of your low-frequency antennas on 144 Mc.? W8UJZ, Columbus, Ohio, got a surprise during the September V.H.F. Party when he put his 80-meter off-center-fed job on the 2-meter rig and found that it not only loaded well, but did a creditable job in north-south work.

W8WRN writes of the experience of one of his Technician friends, who will remain call-less in this report. Seems Ken had listened for him several times on 420, with no results, which didn't seem right as they were not too far separated. Finally, Ken went over to see the newcomer, taking along a Lecher-wire assembly. The Technician was on 350 Mc.! Moral: Don't guess about frequencies; use a Lecher-wire system, the one method for checking frequency in the u.h.f. range that is completely reliable. November QST carries the details. Construction of such a Lecher-wire measuring device might well be a project for a club where there is extensive v.h.f. or u.h.f. interest. The cost is almost nothing, and it can save a lot of headaches.


W9LEE and W9GFL both report poor 2-meter conditions in upper Wisconsin during the early fall, though W9GFL lists several new stations on the band, and tells of formation of a 2-meter net. Frequency for net operations: 146.25 Mc.

Answer to QUIST QUIZ on page 58

It is unlikely that anyone could make enough mistakes in a 2-meter converter (or any other front end) to justify the use of three r.f. stages ahead of the mixer. It depends a lot on the gain and noise figure of a single r.f. stage compared with the noise figure of the mixer. If a good (low noise figure) mixer is used, only one r.f. stage is likely to be sufficient, and a second r.f. stage would only pull down the receiver noise figure by a fraction of a decibel. If the amplified input noise to the point where it masks the mixer noise sufficiently.

When more r.f. stages are used than are necessary to establish a good noise figure, one always runs the risk of serious cross-modulation troubles in the front end of the receiver. The best design keeps the gain at a minimum (constant) with a good noise figure before getting into the high-selectivity circuits.


Lafayette for High Voltage BARGAINS!



NEW! JOHNSON VIKING II

The Johnson Viking II transmitter kit incorporates all the desirable features of its predecessor plus those required for effective TVI suppression. 100 watts output on phone and 180 watts on CW on all bands 160 thru 10 meters. New final amplifier uses parallel 6146 tubes. All parts supplied, including copper plated steel cabinet, chassis, wiring harness, all hardware and tubes. Complete construction test and operation manual also supplied. **Viking II Transmitter Kit..... \$279.50**

JOHNSON MOBILE TRANSMITTER KIT



New Johnson mobile transmitter kit, a band-switching 4 band rig, 60 watts input, 100% modulated (80 watts on 300 volt supply) 807 final, microphone input — dynamic, crystal or carbon. Crystal or VFO control. **Viking Mobile Transmitter Kit (less tubes) 99.50**

UNBELIEVABLE Price!


WESTERN ELECTRIC
Hearing Aid

Reg. Price \$185⁰⁰
our price \$24.50



Brand new, in original Western Electric jeweler's case. Supplied with receiver, receiver cord, battery cord and plug (less batteries). Money-back guarantee. Act now while they last! Uses Burgess XX30E and 8R batteries at \$1.55 per set.

LAFAYETTE — HEADQUARTERS FOR COMMUNICATIONS RECEIVERS




Lafayette has been the Headquarters for fine communications receivers for 32 years. All the latest models are available as soon as released by the manufacturers. Be sure to check Lafayette before you buy your new receiver.

HALLICRAFTERS		NATIONAL	
S-28C	49.50	SW 54	59.95
S-40B	119.95	NC 125T	199.95
S-53A	89.95	NC 183D	383.50
SX-62	299.50	HRO 60	539.50
SX-71	224.50		
SX-73	975.00	HAMMERLUND	
S-76	179.50	HQ-140	264.00

RME MC-55 5-BAND MOBILE CONVERTER

MC-55 Net \$69.50
MC-53, for 2, 6 and 10-11 Meters..... 66.60
MC-57, for 10, 20 and 75 Meters..... 64.50



SPECTACULAR VALUE! PLASTIC BASE RECORDING TAPE

Here is a real buy on 1,200 feet of plastic base recording tape, including 7" reel. Highest quality, optimum performance for thousands of playings. Frequency response 50 to 8,000 cycles. At this price you can't lose.

1,200 ft. Reel..... **1.89**




Most popular sizes for radio and TV. Famous brand. All fresh, new stock. Input voltage 130 volts. You can't go wrong at these prices.

	Lots of 10
RE-12, 65 MA., ea. 59c.....	57c ea.
RE-14, 75 MA., ea. 62c.....	59c ea.
RE-10, 100 MA., ea. 77c.....	72c ea.
RE-11, 250 MA., ea. 1.25.....	1.19 ea.
RE-13, 400 MA., ea. 1.59.....	1.52 ea.

SELENIUM RECTIFIER



PHONO CARTRIDGES



GENUINE ASTATIC LQD TURN-OVER CARTRIDGE for 33 $\frac{1}{3}$, 45 and 78 r.p.m. records. Equipped with two precious jewel tip needles which are removable. Reg. list price \$10.00, LAFAYETTE Special!

Stock No. PK-18, Single, ea. **3.97** Lots of 10, ea. **3.50**

3.5 VOLT OUTPUT exact duplicate for direct replacement of all standard cartridges such as L70, L82, L92, W60B, N10, and many others. Reg. list price \$5.50.

Stock No. PK-11, Single, ea. **1.99** Lots of 10, ea. **1.75**


Lafayette Radio

FAMOUS IN RADIO FOR 32 YEARS

NEW YORK, N. Y.	100 Sixth Ave.
BRONX, N. Y.	542 E. Fordham Rd.
NEWARK, N. J.	24 Central Ave.
PLAINFIELD, N. J.	139 West 2nd St.
BOSTON, MASS.	110 Federal St.

BUY OF A LIFETIME!

TRIED AND PROVEN THE WORLD OVER



LETTINE MODEL 240 TRANSMITTER WITH MOBILE CONNECTIONS AND A.C. POWER SUPPLY

This outstanding transmitter has been acclaimed a great performer throughout the world. It is excellent for fixed station, portable or mobile operation. Even if you have a transmitter of your own you can't afford to miss this wonderful buy, direct from our factory, ready to operate.

The 240 is a 40 to 50 watt Phone-CW rig for 160 to 10 meters, complete with: (8 x 14 x 8) cabinet, self contained A.C. power supply, MOBILE connections, meter, tubes, crystal and coils for 40 meters. Tubes: 6V6 osc., 807 final, 6S17 crystal mike amp., 6N7 phase inverter, 2 6L6's mod., 5U4G rect. Weight 30 lbs. TVI instructions included. 30-day guarantee. Price \$79.95.

\$25 deposit with order — balance C.O.D.
80, 20, 10 meter coils \$2.91 per set, 160 meter coils \$3.60.
Also for CAP, Broadcast, MARS, Marine, State Guard, Novice.

LETTINE VFO & ANT. TUNER NOW IN STOCK

LETTINE RADIO MFG. CO.

62 Berkeley Street Valley Stream, N. Y.

*Built To Do Any
Important Job
Better!*

Mobile Antennas

Finest low-cost mobile! Center-loaded coil can be used for 75 or 20-meter operation or variations secured by jumpering. Also available for special Civil Defense uses such as 2000-3000 kcs., 2374 kcs., and the 3105, 4325 and 4585 kcs. marine bands.

*Get special Bulletin from your
jobber or write direct*

Premax Products

Division of Chisholm-Ryder Co., Inc.
5424 HIGHLAND AVE., NIAGARA FALLS, N.Y.



DXCC

(Continued from page 71)

159 LU8CW	ZSIDO	PY1FR ON4MS	PY1ACP T12EV Z53G	G8VB T12QA VK3JE YN4CB ZS21W	101 W1RFE W2LSX W2RTX W2RTX W2JAT W2WME W35FK W3HUV W4DEO W5ZS W6PC W6PKI W7MBW W8CYL W8NML W8ZOK W8VBY W9LQ W9VND W0JRY W0MFK W0NWW W1MR CX3AA F3PW G42OV G6WX H4RBR H1ASO I1KZ I1NK I1RB I1WAL I1ZC K4PEZ OH2OV VF3AU VE3BP V51AT 4X4AD
157 W4CYU	139 W6TT	124 W8NKF W0EYR KH6OR	113 W1HRI W2PFI W3MMH W8BKF CO2BL C5P P PY4CB	105 W2LJH W2ONV W3UJP W6AED W6UYY W8HRV G2MQ K1TWX LU4DMG SU1HF VK2DI	102 W1BPH W2PPS W4AHF W8ACF W8TEK W9PHZ W9LXQ CE3AG E1ZL F30X G8TA G8TW H1CZ LX1SI PY4PQ ZD4AH ZS6LW
156 W3EJV G5RV G6AY	137 W5KC G2AJF	123 W4FRH W8AUP W9TJ ON4AR	112 W3GHS W4MRA W5JJA W6GVM W7KX W8A-H G4JZ H8PW VE4RO	104 W1RPH W2PPS W4AHF W8ACF W8TEK W9PHZ W9LXQ CE3AG E1ZL F30X G8TA G8TW H1CZ LX1SI PY4PQ ZD4AH ZS6LW	100 W1CJX W1FQX W2KSN W2MA W2OR W2DPS W3AM W3DWT W4CRI W4DSC W4DYM W4NA W4YGD W4GLR W4LGG W4LPT W4NQN W4LFF W5IATN W5ERY W5CZ W6CHY W6ITH W6OZE W6SAI W6GZX W6ZTW W7ADH W8ALC W8BRA W8DXO W8FJX W8VRA W9CKP W9CZK W9HMG W9JUV W9NDA W9BL W9FUH W9G5W E4JGI E4HF G2HIF G2LS G2VJ G3MDZ G3WBZ G3W8W H1AOF K4PHZ LX1DC OESTL PA0QJ SM5FA SM6OE VE3AOL VE3TW VP5AR VQ5PBD ZP5CF
155 W8REU H89J LU4DD SM5ARP	136 G2WW FA0NU	122 G2ALN OQSL VE7VO	111 W2PRF W2UTH W9CZC VE7MS YK1AC	103 W1JYQ W1PDF W2DPS W2ZS W2NOR W2QWS W3NA W4AUS W4NA W4LOD CR6BX GW3CDT G2AKR H4LFF IS1ATN I1KP VP9G VQ4SC YS2AG 3V8BB	100 W1CJX W1FQX W2KSN W2MA W2OR W2DPS W3AM W3DWT W4CRI W4DSC W4DYM W4NA W4YGD W4GLR W4LGG W4LPT W4NQN W4LFF W5IATN W5ERY W5CZ W6CHY W6ITH W6OZE W6SAI W6GZX W6ZTW W7ADH W8ALC W8BRA W8DXO W8FJX W8VRA W9CKP W9CZK W9HMG W9JUV W9NDA W9BL W9FUH W9G5W E4JGI E4HF G2HIF G2LS G2VJ G3MDZ G3WBZ G3W8W H1AOF K4PHZ LX1DC OESTL PA0QJ SM5FA SM6OE VE3AOL VE3TW VP5AR VQ5PBD ZP5CF
154 W1ADM W8AJW G3HLS OD5AB	135 W1CLX W2ZKG HC2OT T12HP	121 W4BOC W41CK W9NLP G3COJ G8UG GC2RS OH2SE	110 W2GX W2LUV W2YTL W3BUX W3BYL W3FCB W3JNM W41CQ W4NTN W8BFO W8DMJ W8LJ W8QAD W8HX CT1DX E1AQ F8NK G3YN G5LN HFLD K4BB OZ7SM ZS1GG	103 W1JYQ W1PDF W2DPS W2ZS W2NOR W2QWS W3NA W4AUS W4NA W4LOD CR6BX GW3CDT G2AKR H4LFF IS1ATN I1KP VP9G VQ4SC YS2AG 3V8BB	100 W1CJX W1FQX W2KSN W2MA W2OR W2DPS W3AM W3DWT W4CRI W4DSC W4DYM W4NA W4YGD W4GLR W4LGG W4LPT W4NQN W4LFF W5IATN W5ERY W5CZ W6CHY W6ITH W6OZE W6SAI W6GZX W6ZTW W7ADH W8ALC W8BRA W8DXO W8FJX W8VRA W9CKP W9CZK W9HMG W9JUV W9NDA W9BL W9FUH W9G5W E4JGI E4HF G2HIF G2LS G2VJ G3MDZ G3WBZ G3W8W H1AOF K4PHZ LX1DC OESTL PA0QJ SM5FA SM6OE VE3AOL VE3TW VP5AR VQ5PBD ZP5CF
152 W40M W5NMA	134 W1QPN	120 W1RZD W2JY W2QKJ W2SGX W2WZ W3DKT W4AQR W4DCO W41YM W4MB W5CEW W61CQ W61QB W8B1Q W8TJM F8XP H89DY F9RM HVS ON4YI OQ5LL VE1CR VE3BNQ Z56FU PY2JU 4X4DK	110 W2GX W2LUV W2YTL W3BUX W3BYL W3FCB W3JNM W41CQ W4NTN W8BFO W8DMJ W8LJ W8QAD W8HX CT1DX E1AQ F8NK G3YN G5LN HFLD K4BB OZ7SM ZS1GG	103 W1JYQ W1PDF W2DPS W2ZS W2NOR W2QWS W3NA W4AUS W4NA W4LOD CR6BX GW3CDT G2AKR H4LFF IS1ATN I1KP VP9G VQ4SC YS2AG 3V8BB	100 W1CJX W1FQX W2KSN W2MA W2OR W2DPS W3AM W3DWT W4CRI W4DSC W4DYM W4NA W4YGD W4GLR W4LGG W4LPT W4NQN W4LFF W5IATN W5ERY W5CZ W6CHY W6ITH W6OZE W6SAI W6GZX W6ZTW W7ADH W8ALC W8BRA W8DXO W8FJX W8VRA W9CKP W9CZK W9HMG W9JUV W9NDA W9BL W9FUH W9G5W E4JGI E4HF G2HIF G2LS G2VJ G3MDZ G3WBZ G3W8W H1AOF K4PHZ LX1DC OESTL PA0QJ SM5FA SM6OE VE3AOL VE3TW VP5AR VQ5PBD ZP5CF
151 W2QF W8MKB W8KML CT1PK	132 W1KJU W4AAW W91OD W91JF ZS1KW	120 W1RZD W2JY W2QKJ W2SGX W2WZ W3DKT W4AQR W4DCO W41YM W4MB W5CEW W61CQ W61QB W8B1Q W8TJM F8XP H89DY F9RM HVS ON4YI OQ5LL VE1CR VE3BNQ Z56FU PY2JU 4X4DK	110 W2GX W2LUV W2YTL W3BUX W3BYL W3FCB W3JNM W41CQ W4NTN W8BFO W8DMJ W8LJ W8QAD W8HX CT1DX E1AQ F8NK G3YN G5LN HFLD K4BB OZ7SM ZS1GG	103 W1JYQ W1PDF W2DPS W2ZS W2NOR W2QWS W3NA W4AUS W4NA W4LOD CR6BX GW3CDT G2AKR H4LFF IS1ATN I1KP VP9G VQ4SC YS2AG 3V8BB	100 W1CJX W1FQX W2KSN W2MA W2OR W2DPS W3AM W3DWT W4CRI W4DSC W4DYM W4NA W4YGD W4GLR W4LGG W4LPT W4NQN W4LFF W5IATN W5ERY W5CZ W6CHY W6ITH W6OZE W6SAI W6GZX W6ZTW W7ADH W8ALC W8BRA W8DXO W8FJX W8VRA W9CKP W9CZK W9HMG W9JUV W9NDA W9BL W9FUH W9G5W E4JGI E4HF G2HIF G2LS G2VJ G3MDZ G3WBZ G3W8W H1AOF K4PHZ LX1DC OESTL PA0QJ SM5FA SM6OE VE3AOL VE3TW VP5AR VQ5PBD ZP5CF
149 W3BET	131 W1FQO W2ZW W6CHV W9HP W9UJN F9RM G8LX CR0X GM2DBX H1BC PA0JA PY2JU	120 W1RZD W2JY W2QKJ W2SGX W2WZ W3DKT W4AQR W4DCO W41YM W4MB W5CEW W61CQ W61QB W8B1Q W8TJM F8XP H89DY F9RM HVS ON4YI OQ5LL VE1CR VE3BNQ Z56FU PY2JU 4X4DK	110 W2GX W2LUV W2YTL W3BUX W3BYL W3FCB W3JNM W41CQ W4NTN W8BFO W8DMJ W8LJ W8QAD W8HX CT1DX E1AQ F8NK G3YN G5LN HFLD K4BB OZ7SM ZS1GG	103 W1JYQ W1PDF W2DPS W2ZS W2NOR W2QWS W3NA W4AUS W4NA W4LOD CR6BX GW3CDT G2AKR H4LFF IS1ATN I1KP VP9G VQ4SC YS2AG 3V8BB	100 W1CJX W1FQX W2KSN W2MA W2OR W2DPS W3AM W3DWT W4CRI W4DSC W4DYM W4NA W4YGD W4GLR W4LGG W4LPT W4NQN W4LFF W5IATN W5ERY W5CZ W6CHY W6ITH W6OZE W6SAI W6GZX W6ZTW W7ADH W8ALC W8BRA W8DXO W8FJX W8VRA W9CKP W9CZK W9HMG W9JUV W9NDA W9BL W9FUH W9G5W E4JGI E4HF G2HIF G2LS G2VJ G3MDZ G3WBZ G3W8W H1AOF K4PHZ LX1DC OESTL PA0QJ SM5FA SM6OE VE3AOL VE3TW VP5AR VQ5PBD ZP5CF
147 W8DMD SM5LL	130 W1GDU W1HJ W1MMV W2NHZ W3MAC W4HRR W6VFR W6WNH W9BZB W0ANF W0PUE W0VSK CN8BA CN8MM CX4CS G3BID G8PK H89LA H1ASD K1JAFR PY4KL PY4VX SM5WJ VE7ZM	120 W1RZD W2JY W2QKJ W2SGX W2WZ W3DKT W4AQR W4DCO W41YM W4MB W5CEW W61CQ W61QB W8B1Q W8TJM F8XP H89DY F9RM HVS ON4YI OQ5LL VE1CR VE3BNQ Z56FU PY2JU 4X4DK	110 W2GX W2LUV W2YTL W3BUX W3BYL W3FCB W3JNM W41CQ W4NTN W8BFO W8DMJ W8LJ W8QAD W8HX CT1DX E1AQ F8NK G3YN G5LN HFLD K4BB OZ7SM ZS1GG	103 W1JYQ W1PDF W2DPS W2ZS W2NOR W2QWS W3NA W4AUS W4NA W4LOD CR6BX GW3CDT G2AKR H4LFF IS1ATN I1KP VP9G VQ4SC YS2AG 3V8BB	100 W1CJX W1FQX W2KSN W2MA W2OR W2DPS W3AM W3DWT W4CRI W4DSC W4DYM W4NA W4YGD W4GLR W4LGG W4LPT W4NQN W4LFF W5IATN W5ERY W5CZ W6CHY W6ITH W6OZE W6SAI W6GZX W6ZTW W7ADH W8ALC W8BRA W8DXO W8FJX W8VRA W9CKP W9CZK W9HMG W9JUV W9NDA W9BL W9FUH W9G5W E4JGI E4HF G2HIF G2LS G2VJ G3MDZ G3WBZ G3W8W H1AOF K4PHZ LX1DC OESTL PA0QJ SM5FA SM6OE VE3AOL VE3TW VP5AR VQ5PBD ZP5CF
146 W1HKK W2AEB W4DCR PY4RJ	130 W1GDU W1HJ W1MMV W2NHZ W3MAC W4HRR W6VFR W6WNH W9BZB W0ANF W0PUE W0VSK CN8BA CN8MM CX4CS G3BID G8PK H89LA H1ASD K1JAFR PY4KL PY4VX SM5WJ VE7ZM	120 W1RZD W2JY W2QKJ W2SGX W2WZ W3DKT W4AQR W4DCO W41YM W4MB W5CEW W61CQ W61QB W8B1Q W8TJM F8XP H89DY F9RM HVS ON4YI OQ5LL VE1CR VE3BNQ Z56FU PY2JU 4X4DK	110 W2GX W2LUV W2YTL W3BUX W3BYL W3FCB W3JNM W41CQ W4NTN W8BFO W8DMJ W8LJ W8QAD W8HX CT1DX E1AQ F8NK G3YN G5LN HFLD K4BB OZ7SM ZS1GG	103 W1JYQ W1PDF W2DPS W2ZS W2NOR W2QWS W3NA W4AUS W4NA W4LOD CR6BX GW3CDT G2AKR H4LFF IS1ATN I1KP VP9G VQ4SC YS2AG 3V8BB	100 W1CJX W1FQX W2KSN W2MA W2OR W2DPS W3AM W3DWT W4CRI W4DSC W4DYM W4NA W4YGD W4GLR W4LGG W4LPT W4NQN W4LFF W5IATN W5ERY W5CZ W6CHY W6ITH W6OZE W6SAI W6GZX W6ZTW W7ADH W8ALC W8BRA W8DXO W8FJX W8VRA W9CKP W9CZK W9HMG W9JUV W9NDA W9BL W9FUH W9G5W E4JGI E4HF G2HIF G2LS G2VJ G3MDZ G3WBZ G3W8W H1AOF K4PHZ LX1DC OESTL PA0QJ SM5FA SM6OE VE3AOL VE3TW VP5AR VQ5PBD ZP5CF
145 W0NCG G5VT	130 W1GDU W1HJ W1MMV W2NHZ W3MAC W4HRR W6VFR W6WNH W9BZB W0ANF W0PUE W0VSK CN8BA CN8MM CX4CS G3BID G8PK H89LA H1ASD K1JAFR PY4KL PY4VX SM5WJ VE7ZM	120 W1RZD W2JY W2QKJ W2SGX W2WZ W3DKT W4AQR W4DCO W41YM W4MB W5CEW W61CQ W61QB W8B1Q W8TJM F8XP H89DY F9RM HVS ON4YI OQ5LL VE1CR VE3BNQ Z56FU PY2JU 4X4DK	110 W2GX W2LUV W2YTL W3BUX W3BYL W3FCB W3JNM W41CQ W4NTN W8BFO W8DMJ W8LJ W8QAD W8HX CT1DX E1AQ F8NK G3YN G5LN HFLD K4BB OZ7SM ZS1GG	103 W1JYQ W1PDF W2DPS W2ZS W2NOR W2QWS W3NA W4AUS W4NA W4LOD CR6BX GW3CDT G2AKR H4LFF IS1ATN I1KP VP9G VQ4SC YS2AG 3V8BB	100 W1CJX W1FQX W2KSN W2MA W2OR W2DPS W3AM W3DWT W4CRI W4DSC W4DYM W4NA W4YGD W4GLR W4LGG W4LPT W4NQN W4LFF W5IATN W5ERY W5CZ W6CHY W6ITH W6OZE W6SAI W6GZX W6ZTW W7ADH W8ALC W8BRA W8DXO W8FJX W8VRA W9CKP W9CZK W9HMG W9JUV W9NDA W9BL W9FUH W9G5W E4JGI E4HF G2HIF G2LS G2VJ G3MDZ G3WBZ G3W8W H1AOF K4PHZ LX1DC OESTL PA0QJ SM5FA SM6OE VE3AOL VE3TW VP5AR VQ5PBD ZP5CF
144 W2RGV W2ZX G2MI	130 W1GDU W1HJ W1MMV W2NHZ W3MAC W4HRR W6VFR W6WNH W9BZB W0ANF W0PUE W0VSK CN8BA CN8MM CX4CS G3BID G8PK H89LA H1ASD K1JAFR PY4KL PY4VX SM5WJ VE7ZM	120 W1RZD W2JY W2QKJ W2SGX W2WZ W3DKT W4AQR W4DCO W41YM W4MB W5CEW W61CQ W61QB W8B1Q W8TJM F8XP H89DY F9RM HVS ON4YI OQ5LL VE1CR VE3BNQ Z56FU PY2JU 4X4DK	110 W2GX W2LUV W2YTL W3BUX W3BYL W3FCB W3JNM W41CQ W4NTN W8BFO W8DMJ W8LJ W8QAD W8HX CT1DX E1AQ F8NK G3YN G5LN HFLD K4BB OZ7SM ZS1GG	103 W1JYQ W1PDF W2DPS W2ZS W2NOR W2QWS W3NA W4AUS W4NA W4LOD CR6BX GW3CDT G2AKR H4LFF IS1ATN I1KP VP9G VQ4SC YS2AG 3V8BB	100 W1CJX W1FQX W2KSN W2MA W2OR W2DPS W3AM W3DWT W4CRI W4DSC W4DYM W4NA W4YGD W4GLR W4LGG W4LPT W4NQN W4LFF W5IATN W5ERY W5CZ W6CHY W6ITH W6OZE W6SAI W6GZX W6ZTW W7ADH W8ALC W8BRA W8DXO W8FJX W8VRA W9CKP W9CZK W9HMG W9JUV W9NDA W9BL W9FUH W9G5W E4JGI E4HF G2HIF G2LS G2VJ G3MDZ G3WBZ G3W8W H1AOF K4PHZ LX1DC OESTL PA0QJ SM5FA SM6OE VE3AOL VE3TW VP5AR VQ5PBD ZP5CF
143 W2EOH G2BXP H1CAR T12RC	130 W1GDU W1HJ W1MMV W2NHZ W3MAC W4HRR W6VFR W6WNH W9BZB W0ANF W0PUE W0VSK CN8BA CN8MM CX4CS G3BID G8PK H89LA H1ASD K1JAFR PY4KL PY4VX SM5WJ VE7ZM	120 W1RZD W2JY W2QKJ W2SGX W2WZ W3DKT W4AQR W4DCO W41YM W4MB W5CEW W61CQ W61QB W8B1Q W8TJM F8XP H89DY F9RM HVS ON4YI OQ5LL VE1CR VE3BNQ Z56FU PY2JU 4X4DK	110 W2GX W2LUV W2YTL W3BUX W3BYL W3FCB W3JNM W41CQ W4NTN W8BFO W8DMJ W8LJ W8QAD W8HX CT1DX E1AQ F8NK G3YN G5LN HFLD K4BB OZ7SM ZS1GG	103 W1JYQ W1PDF W2DPS W2ZS W2NOR W2QWS W3NA W4AUS W4NA W4LOD CR6BX GW3CDT G2AKR H4LFF IS1ATN I1KP VP9G VQ4SC YS2AG 3V8BB	100 W1CJX W1FQX W2KSN W2MA W2OR W2DPS W3AM W3DWT W4CRI W4DSC W4DYM W4NA W4YGD W4GLR W4LGG W4LPT W4NQN W4LFF W5IATN W5ERY W5CZ W6CHY W6ITH W6OZE W6SAI W6GZX W6ZTW W7ADH W8ALC W8BRA W8DXO W8FJX W8VRA W9CKP W9CZK W9HMG W9JUV W9NDA W9BL W9FUH W9G5W E4JGI E4HF G2HIF G2LS G2VJ G3MDZ G3WBZ G3W8W H1AOF K4PHZ LX1DC OESTL PA0QJ SM5FA SM6OE VE3AOL VE3TW VP5AR VQ5PBD ZP5CF
142 W1BEO W2WVN F9HF PY1AQT T12TG	130 W1GDU W1HJ W1MMV W2NHZ W3MAC W4HRR W6VFR W6WNH W9BZB W0ANF W0PUE W0VSK CN8BA CN8MM CX4CS G3BID G8PK H89LA H1ASD K1JAFR PY4KL PY4VX SM5WJ VE7ZM	120 W1RZD W2JY W2QKJ W2SGX W2WZ W3DKT W4AQR W4DCO W41YM W4MB W5CEW W61CQ W61QB W8B1Q W8TJM F8XP H89DY F9RM HVS ON4YI OQ5LL VE1CR VE3BNQ Z56FU PY2JU 4X4DK	110 W2GX W2LUV W2YTL W3BUX W3BYL W3FCB W3JNM W41CQ W4NTN W8BFO W8DMJ W8LJ W8QAD W8HX CT1DX E1AQ F8NK G3YN G5LN HFLD K4BB OZ7SM ZS1GG	103 W1JYQ W1PDF W2DPS W2ZS W2NOR W2QWS W3NA W4AUS W4NA W4LOD CR6BX GW3CDT G2AKR H4LFF IS1ATN I1KP VP9G VQ4SC YS2AG 3V8BB	100 W1CJX W1FQX W2KSN W2MA W2OR W2DPS W3AM W3DWT W4CRI W4DSC W4DYM W4NA W4YGD W4GLR W4LGG W4LPT W4NQN W4LFF W5IATN W5ERY W5CZ W6CHY W6ITH W6OZE W6SAI W6GZX W6ZTW W7ADH W8ALC W8BRA W8DXO W8FJX W8VRA W9CKP W9CZK W9HMG W9JUV W9NDA W9BL W9FUH W9G5W E4JGI E4HF G2HIF G2LS G2VJ G3MDZ G3WBZ G3W8W H1AOF K4PHZ LX1DC OESTL PA0QJ SM5FA SM6OE

NEWARK

Values at Xmas

AND ALL THRU THE YEAR!

Famous Brands • Values • Specials

- RCA WV-97A. Senior VoltOhmyst. 62F000. Shpg. wt., 10 lbs.....67.50
- RCA WV-77A. Junior VoltOhmyst. 62F010. Shpg. wt., 6 lbs.....47.50
- Triplet 666-HH. Volt-ohm-milliammeter. 62F208. Shpg. wt., 3 lbs.....24.01
- Triplet 630. Volt-ohm-milliammeter. 62F212. Shpg. wt., 4½ lbs.....38.71
- Simpson 260. Set Tester (Roll Top). 62F303. Shpg. wt., 9 lbs.....45.96
- Simpson 260. Set Tester (Open Face). 62F300. Shpg. wt., 5 lbs.....38.17
- Millen 90651. Popular Grid Dip Meter. 97F208. Shpg. wt., 3½ lbs.....61.50
- Hallcrafters S38C. All-wave Receiver. 98F005. Shpg. wt., 14 lbs.....59.95
- Hallcrafters S40B. Communications Receiver. Covers 540 kc to 43 mc. 98F003. Shpg. wt., 33 lbs.....129.95
- National SW-54. Superhet Communications Receiver. Covers 540 kc to 30 mc. 98F318. Shpg. wt., 10 lbs.....59.95
- National NC-88. New Communications Receiver. Covers 540 kc to 40 mc. 98F312. Shpg. wt., 30 lbs.....129.95

- Dorset. High Fidelity Portable 3-Spd Record Changer with Garrard RC-80. 73F605. Shpg. wt., 30 lbs.....129.50
- Garrard RC-80. 3-Speed Record Changer. 73F510. Shpg. wt., 18 lbs.....45.08
- Willcox Gay 3A10. 2-Spd Tape Recorder. 75F003. Shpg. wt., 26 lbs.....119.97
- Pentron 9T3C. 2-Track, 2-Spd Recorder. 74F908. Shpg. wt., 27 lbs.....139.50
- Eicor 230. Two-Speed Tape Recorder. 74F940. Shpg. wt., 30 lbs.....127.46
- Espey 512C. FM-AM Tuner Chassis. 96F031. Shpg. wt., 16 lbs.....69.50
- Brush Mike. Hi-Z. At Special Price. 54G350. Shpg. wt., 1½ lbs.....5.95
- Wireless Mike. With built-in midget transmitter. Plays thru any radio within 50 feet. No wiring required. 27F576. Shpg. wt., 3 lbs.....6.50
- Drake 905. Popular Soldering Gun. 33F056. Shpg. wt., 4 lbs.....11.02
- Weller S-500. Heavy Duty Solder Gun. 33F128. Shpg. wt., 3¾ lbs.....9.75
- P.E.T. 625L. "Zephyr" Electric Hand Saw. 33F521. Shpg. wt., 11½ lbs.....37.24
- P.E.T. 77DK. Deluxe Electric Drill Kit. 33F503. Shpg. wt., 10 lbs.....19.20
- Casco G-25. "Electromatic" Drill Kit. 33F530. Shpg. wt., 3½ lbs.....12.97

3-SPEED PORTABLE RECORD CHANGER

New deluxe unit with latest type 3-speed automatic changer, built-in speed amplifier and speaker. Plays ten 12", twelve 10" or twelve 7" records at 33½, 45 or 78 RPM. 3 tube high gain amplifier. 5" speaker with heavy Alnico V magnet. Turnover crystal cartridge with two needles for standard and microgroove records. Durable plywood case covered with leatherette. Brass plated hardware. 110-120 volts, 60 cycles, AC. Size 15x8¼x16½". 23 lbs. **47.50**

3-SPEED PORTABLE PHONOGRAPH

Quality record player with high-gain amplifier and speaker. Plays all 33½, 45 and 78 RPM records singly. Two tube amplifier for full rich tone. Single tone arm with high output crystal cartridge for both standard and microgroove records. Heavy duty 4" PM speaker. Simulated leather case with brass-plated hardware. Wt., 9 lbs. **22.50**

Transmitters and Receivers


Nationally famous brands of Transmitters and Communications Receivers—In stock—for immediate delivery.

- 97F300. Collins 75A2 Receiver. NET.....420.00
- 97F305. Collins 75A3 Receiver. NET.....530.00
- 97F301. Speaker for Collins Receiver. NET.....20.00
- 97F309. Collins 32V3 Transmitter. NET.....775.00
- 98F323. National HRO-60 Receiver. NET.....533.50
- 98F307. Speaker for HRO-60. NET.....16.00
- 98F300. National NC125 Receiver. NET.....199.95
- 98F301. Speaker for NC125. NET.....11.00
- 97F455. Johnson Viking II, kit. NET.....279.50
- 97F460. Johnson Viking II, wired. NET.....337.00
- 97F410. Hammarlund HQ140X Receiver. NET.....264.50
- 97F404. Speaker for HQ140X. NET.....14.50
- 98F001. Hallcrafters S76 Receiver. NET.....199.95
- 98F008. Hallcrafters SX71 Receiver. NET.....249.95
- 98F022. Hallcrafters HT-20 Transmitter. NET.....449.50

Order from Department T-12

FOB Chicago. Include shipping charges and insurance.

Send for NEW... FREE
Catalog No. 56 ➔




223 W. MADISON STREET

NEWARK
ELECTRIC COMPANY

CHICAGO 6, ILLINOIS

AT ANY PRICE...

**you couldn't ask for more
in a MOBILE TRANSMITTER!**



**40 WATT
BABCOCK
MOBILE
D-X MITTER**

6 Band-Band Switching

- 2 Bands (3.5-7.3 mc) (14-30 mc)
- 2 Crystal Frequencies per band
- Instantaneous Antenna Change-over with LS-1 or LS-2 Units into 8 ft. whip

Features:

- Finest Components available
- 6BK5 oscillator
- 6146 final amplifier
- Complete Metering, including Watts output into 52 ohm antenna load
- Small Size—5" hi., 8" wi., 7" d.
- Readily adaptable to mobile or home use
- ABSOLUTELY GUARANTEED**

ONLY **\$99.50**

HAM NET


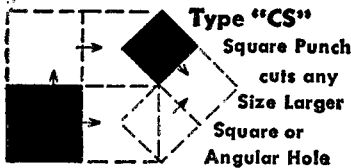
Priced to Gain Volume Sales among Discriminating Ham Operators

PRICE INCLUDES TUBES

Write for Free Literature and name of your nearest dealer.

BABCOCK RADIO ENGINEERING, INC.
7942 Woodley Ave., Van Nuys, Calif.

PIONEER CHASSIS PUNCHES



For mounting IP's, Terminal Strips, Sockets, Plugs, Meters, Controls, Xformers, Switches, Panel Lites, Etc.

■ SQUARES		● ROUNDS		Simple Hand Wrench Screw Action				
3/8	\$2.95	1/2	\$1.95			1 1/4	\$2.30	
1 1/8	\$3.25	5/8		1 3/8	\$2.60			
3/4	\$3.50	1 1/4		1 1/2		\$2.95		
7/8	\$3.85	3/4		2 1/4				\$5.65
1	\$3.95	7/8						
		1						
● KEYED		1 1/8						
1 1/4	\$3.50	1 1/2						

"AT YOUR FAVORITE DISTRIBUTOR"

PIONEER TOOL CO.
LOS ANGELES 16, CALIFORNIA

How's DX?

(Continued from page 69)

and 3V8AG Rhombics don't exactly grow on trees in Basutoland but ZSSD has one hooked to his 50-watter for 14-Mc. work. Neighbor ZSD7 gets satisfactory results with 100 watts and a 137-foot center-fed job. Widely-worked ZE3JM gets a big signal out of an 89-6N7-807-813 VFOd arrangement while VQ2W finds a 20-watt 807 ample enough for much 7-Mc. fun.

Oceania — Navy club station KG6GX is manned by Statesiders W3WFE, W7LAR and W7OBU. Their layout includes a BC-610 (500 watts A3 and 700 A1), a 3-el. spinner on 14 Mc. and a 3-wire folded dipole on 40. The boys are on the air almost every day and get as much bang from handling GI traffic as from working rare DX. Ken, W7LAR, will be back home shortly and expects to lit the air as W7LAR/6 from San Bernardino. W7OBU is next in line for return. WIAPA notes that KX6BC and KJ6BA are brothers and that the former is K2BTD of N. Y. C. Ex-VR2CD, now VE7ASL, proposes doing a 10,000-mile tour of the U. S. A. during November and December. Chas is all set to lug a 10-meter mobile along as VE7ASL/W and will be on the watch for DX acquaintances before he crosses to Hawaii and VE7ASL/KH6. Eventually he expects to settle down there with a KH6 call. FK8AO is passing out many New Caledonia QSOs on all bands from 3.5 through 28 Mc. Georges has a VFO-807-813 rig, a 12-tube super and an "MD2AC" antenna. FK8AO's usual operating schedule calls for an 0500-0800 GCT tour



Moderate power and modest antennae don't cramp the style of 4X4BR appreciably. Eli's Haifa station has been "first 4X4" for numerous W/VEs.

on 7 Mc., with 0800-1300 and 0100-0500 tricks on 20. He's out after WAS and sends QSLs direct if IRCs are received, otherwise via bureaus. FK8AO recently signed up with The Old Sock's RCC on the recommendation of ZL2GX.

Europe — W4MGP intrigues us by stating that he anticipates hitting the air soon from Belgrade with a YU1 call. He's attached to the U. S. Embassy there. SM5ARP writes that he expects to put 3A2AW on the air again early next year. Carl QSLs 100 per cent and had quite a time straightening out bookkeeping for his Monaco visit last May. SP3PL gets a kick from QRP DX work with a 5-watt VFO, 8-tube superhet and 400-foot long wire. He has a 100-watter available for QRO. SPs 2KGA and 6XA have similar layouts — 3-stage rigs running 50-80 watts, 9-tube supers and long-wire radiators. We note that Polish SWL cards now really are getting around by the numbers. LX1DU is eagerly sought on 14-Mc. 'phone of late and Francois's hefty signal stems from a warm 813 final. A newcomer on the air from Saarland is 9S4AB. Kurt has been making lots of noise with a 5-stage 40-watt transmitter, a converted BC-454 receiver and a long-wire skyhook. One old-timer still holding his own is 11ER. Mario had all continents worked by 1925 and qualified for WBE in 1934. He's now going strong on 20 meters with 100 watts, an SX-28 and a folded dipole. YO3RD, now quite active, is ex-YR5ML. Remember that one? DL1FF (ex-DA5FF-D5FF) is up past 230

(Continued on page 140)




MEISSNER 2CW NOVICE XMTR KIT \$24.95

Easy to put together!
20-25 watts input to 6V6G. Extra
coils for 40, 20, 15, and 10 meters
available.....\$3.00
Crystals.....\$2.95


JOHNSON MATCH BOX

Companion unit for
Viking I and II. Can
be used with any
transmitter up to
250 watts. Impedance:
52 ohms.
Matches balanced
or unbalanced antennas from 25 to 3000
ohms. Bandswitching; Changeover relay;
completely self contained....\$49.85




ELDICO TR-75-TV TRANSMITTER KIT

Popular 60 watt CW \$64.95
transmitter. Includes
anti-TVI features. Covers 80, 40,
20, 15, 11, and 10 meters. Pi net-
work output. 6AG7 OSC 1625
final amp. Heavy power supply
delivers 550 V. Ideal for novice
work!



HALLCRAFTERS S-38C \$59.95

The outstanding AC-DC receiver on
the market! 4 bands, 540 kc to 32
mc. Maximum sensitivity and selectivity.
Built-in speaker.



National SW-54 \$59.95

The "Mighty Midget"! 540 kc to 30
mc. coverage. Sensitive and selective
superhet circuit. Self contained
speaker. 115 V AC or DC, f tubes.

ALL NEW!

MASTER MOBILE


HY-Q ALL BAND ANTENNA \$13.95

One coil included

75, 40, 20 center loaded. Air spaced
coil requires little or no tuning. Coils
instantly interchangeable. Weather
sealed. Lightweight. EXTRA COILS
AVAILABLE in 75, 40, 20 meters. \$6.95

ELMAC AF-67 TRANS-CITER

Designed as an exciter-speech amplifier,
VFO, Driver, or a complete low
powered transmitter. One control band-
switches all stages simultaneously. 160
thru 10 meters. AM-NBFM-CW. 6146
final. 60 watts input.....\$177.00



ELMAC A-54 VFO CONTROLLED MOBILE TRANSMITTER

Covers 10, 20, 40, and 75 meter
bands. Completely bandswitching,
phone, or CW. 50 watts maximum
input. 100% plate modulated.
Power required:—300 to 500 V
DC at 250 MA.

For carbon mike input.. \$143.00
For Dynamic or crystal

mike.....\$153.00
Power Supply, 110V AC \$39.50

For your HIGH FIDELITY NEEDS,
contact either of our

AUDIO

CENTERS!


Philmore NT 200 NOVICE XMTR KIT



\$29.40

6V6 Pierce oscillator, 6L6 tuned
output amplifier. 25 watts input.
With tubes, key, and power supply.
CRYSTALS.....\$2.95

JOHNSON BI-NET




Fully automatic
dual band 10 and
20 meter mobile
antenna resonator.
Only one whip
antenna and
transmission line
required. No
switches! No re-
lays....\$10.95

TECRAFT Crystal Controlled CASCODE CONVERTER



For 2 meter operation! Low noise
and high sensitivity. 1 microvolt
provides 20 db quieting. 0.1 micro-
volt input gives signal 6 db over
noise level. Highly stable CW or
phone. 9 fixed tuned circuits. Power
required:—6.3 V AC at 2.4 A; 150
to 250 V DC at 38 to 50 MA.
Converter.....\$42.50



JOHNSON VIKING II

100 watts input on phone, 130
watts on CW. TVI suppressed. Band
switching 160 thru 10 meters.
100% AM modulation. COMPLETE
KIT.....\$279.50

Viking II complete with tubes, wired
and air tested.....\$337.00

Viking VFO Kit, companion to
Viking II.....\$42.75

VFO Kit, wired and tested
\$63.75

Viking I, TVI Kit, to TVI suppress the
Viking I.....\$24.75



TIRED OF BEING THE TVI VILLAIN?

IF YOU'RE tired of causing TVI in your neighborhood, take a leaf from the book of engineers designing Air Force electronic equipment and find out about METEX ELECTRONIC WEATHERSTRIPPING. Made of resilient, compressible *knitted* wire mesh, METEX TVI-20-S seals rig openings to RF leakage just as regular weatherstripping seals doors and windows. If you're worn out from wrestling with innumerable latches,



screws, bolts and other clumsy closure methods—and still not getting satisfactory results, INVESTIGATE METEX TVI-20-S TODAY! If your supplier doesn't have it, write us direct.

METAL TEXTILE CORPORATION

KNITTERS OF WIRE MESH FOR MORE THAN A QUARTER CENTURY

Roselle, New Jersey



TOWERS

by

TRYLON

Amateur radio types • Guyed towers for FM-TV antennas • Vertical radiators • Microwave towers • Commercial communication towers • Transmission line supports, etc.

Completely fabricated by the most modern methods by 20-year tower specialists, Trylon towers offer top value for any installation—commercial or amateur. Special design and construction features assure maximum dependability.


Mail only by

WIND TURBINE COMPANY

1001 W. 11th St., Tulsa, Okla. 74119


countries worked and has scored WAC on all bands 3.5 through 28 Mc. . . . Betfor Signals Radio Club, MF2AG, is still one of the more workable Trieste actives. The boys have a 5-stage 110-watt VFO rig and a BC-342.

South America — LU3BJ calls attention to the activities of LU4ZS at the Bahia Luna naval base on South Shetland Isles. Forty meters is preferred. . . . Several of the PY gang intended a DXcursion to Trinidad island (not the VP4 version) during November, according to W2GT. It's not on the Countries List as things now stand. . . . Usually-scarce Bolivia is now exceedingly available in the forms of CP5s AB and EK. The former is ex-LU9DBF and the latter ex-CP1AP-CE2CE. CP5AB has 200 watts, a 75A-2 and an end-fire folded-dipole array for 14-Mc. A3 . . . That big Paraguayan signal from ZP9AY (ex-ON4AP) rolls off a 21-Mc. rhombic. Buddy ZP9AU is ex-ON4JH and has a 35-watt 807 perking intermittently on 40.



DU7SV radiates a widely-heard signal from Cebu City on several DX bands. No doubt Volt would be more widely worked if Philippine amateur regulations were liberalized. At present a DU DXCC is out of the question; DUs can contact only other DUs and U.S.A.-U.S.-possessions amateurs. (Photovia W2MUM, W4TJJ, W6YY and W9BDF)

Hereabouts — W6ENV informs us that the Fifth (and Greatest) Joint DX Conference of the Northern and Southern California DX Clubs, this one sponsored by the latter group, will be held January 16th-17th at the Hotel Californian in Fresno. W6ENV writes: "DX men everywhere are cordially invited and urged to attend this real old-fashioned DX round-up. Things will start happening at three o'clock Saturday afternoon and the banquet should start around 8:30 P.M. Several prominent selected speakers will bring a few thousand words, and the Polynesian room—well, it closes latel Sunday breakfast, if you want any, will be informal." Man, them Kiloifornia guys can throw a ball—drop Andy, W6ENV, a line to notify him of your intention to attend. Hotel/motel arrangements may be handled at the same time. . . . OX3BK, with a grid-modulated 100-watter, worked W2GSE for his first QSO. . . . W4KFC could use info on the present whereabouts of former operators of FP2B and YK1AF. One guess why. . . . W2HMJ, who has a 205/198 record, figures you have to go back to a dipole for a while to really appreciate a good rotary beam. [Boss, he should try some of your haywire antenna ideas to really appreciate a good dipole. — *Jeeves*.] . . . W2BBK (FP8AK) writes that all outbound FP8AK QSLs now have been disseminated through bureaus. . . . The Annual Informal Get-Together of All New England DXCC Members, 1953 session, took place on October 15th in Cambridge, Mass. Those who stayed home to take advantage of lack of on-the-air competition that evening missed a bang-up time! W1s ADM ATE BFT BGW BIL BLO BOD DSF FH FTJ HA HE HX IKE JOJ JNV KKP KNU KR LMB MCW MLI MUN NS PDR PKW QXQ RAN TW WK WLW and ZD attended. W1s BFT and HX pushed the organizing and QSL Manager W1JOJ was on hand with his QSL file.




CENTRAL ELECTRONICS Announces A NEW MULTIPHASE EXCITER MODEL 20A

- ★ 20 Peak Watts Output — SSB, AM, PM, and CW.
- ★ Bandswitched — 160 thru 10 meters.
- ★ Magic Eye carrier Null and Modulation Peak Indicator.

MULTIPHASE MODEL 10A →

MULTI-BAND OPERATION. Approx. 10 watts peak output 160 thru 20 meters. Reduced output on 15-10 meters. SWITCHABLE SSB, with or without carrier, double sideband AM, PM, break-in CW. VOICE OPERATED BREAK-IN and receiver disabling. Built-in power supply also furnishes voltage for optional VFO and blocking bias for linear amplifier. With master xtal and coils for one band. Wired and tested \$159.50. Complete kit \$112.50. Extra coil sets \$3.95 per band.



SIDEBAND SLICER MODEL A

Improves ANY receiver. Upper or lower sideband reception of SSB, AM, PM, and CW at the flip of a switch. Cuts QRM in half. Eliminates distortion caused by selective fading. Built in power supply. Substitutes for diode detector in any receiver having 450-500 kc IF. Wired and tested \$74.50. Complete kit \$49.50.

AP-1 Plug-in IF stage—used with Slicer, allows receiver to be switched back to normal. Wired and tested, with tube \$8.50.

PS-1. Plug-in prealigned 90° phase shift network and socket available separately for use with GE Signal Slicer and SSB Jr. \$7.95 postpaid.

Check These Additional Features

- **NEW CARRIER LEVEL CONTROL**—separate knob inserts any amount of carrier without disturbing carrier suppression adjustments.
 - **NEW CALIBRATE CIRCUIT**—simply talk yourself exactly on frequency as you set VFO.
 - **NEW CALIBRATE LEVEL CONTROL**—adjusts signal strength to suit band conditions.
 - **NEW FONE PATCH INPUT JACK**
 - **PLUS** All the time-proven features of the popular Model 10A.
- Wired and Tested. Amateur net..... \$249.50
 Rack mounting, gray or black..... add 7.50

QT-1 ANTI-TRIP UNIT

Perfected Voice Operated Break-in with loudspeaker. Prevents loud signals, heterodynes and static from tripping the voice break-in circuit. All electronic—no relays. Plugs into socket inside 20A or 10A Exciter. Wired and tested, with tube..... \$12.50

SINGLE SIDEBAND


Virtually Eliminates Harmonic TVI

Write for Literature

Central Electronics, Inc.

2125 W. Giddings Street

Chicago 25, Illinois



The **TURNER 80**
with matching C-4 Stand
Unit 6 1/8 inches high.

READ WHY YOUR FELLOW HAMS PREFER THE TURNER 80

"Have had many compliments on its speech quality from many hams."—James W. Dates, W2QLE, Corning, New York.

"Can't be beat in its price field."—D. W. Truax, W6BLK, National City, California.

"Just what I've been waiting for—a small mike at a popular price."—W1TNF, Oliver Martin, Franklin, N. H.

"I get very good reports on quality, especially when working distant stations."—Edward Tolosko, W6IQE, Richmond, California.

These are a few of the comments volunteered by hams all over America. And no wonder they're enthusiastic. The Turner 80 is the first improvement in microphones for amateur operators in years! Response range, 80 to 7000 cps; level, -58db; high quality Bimorph moisture-sealed crystal, mechanical and shock proofed. Matching C-4 stand swings microphone in 134° arc, holds it firmly in place, yet moves easily to any desired position. 7 ft. attached cable included. Stand has 5/8"-27 thread coupler.

Turner Model 80, List Price..... \$15.95
 Turner Model C-4 Stand, List Price..... \$ 5.75

THE TURNER COMPANY

917 17th Street, NE Cedar Rapids, Iowa

In Canada: Canadian Marconi Co., Toronto, Ontario and branches


Export: Ad. Auriema, Inc., 89 Broad St., New York 4, N. Y.



CRYSTAL CONTROLLED CONVERTER

For Two Meters

MODEL RC-1B



\$45.00

NET
(Complete with power supply, crystal and all tubes.)

Converter for 144 mc., complete with built-in power supply, crystal, tubes, output cable and input fitting for 52, 75, or 300 ohm line, \$45. Now available at leading distributors. Specify input impedance when ordering.

Crystal Converter for Collins 75A2 \$65.00
For further information, write Dept. Q-11

SUMMIT ELECTRONICS LABORATORIES, INC.

393 No. Pearl Street Albany, New York




U. S. N. R.



ARRL Delta Division Convention

The Naval Reserve took an active part in the ARRL Delta Division Convention held at the Jung Hotel, New Orleans, La., September 5-6, 1953. Cmdr. W. R. Sherman, USNR, District Reserve Electronics Program Officer, represented the Commandant, Eighth Naval District. Cmdr. Sherman spoke on the Naval Reserve electronics training program, the contributions to radio by amateurs, and the liaison between the amateur and the Naval Reserve in the field of amateur radio. The Eighth Naval District Reserve Master Control Station (W5USN) in coordination with the Naval Reserve Training Center, New Orleans, and the District Industrial Manager, furnished operative duplex radioteletype equipment during the convention. William Hughes,



D. T. Baird, RMC, USNR (W5SPZ) and Cmdr. W. R. Sherman, USNR, District Reserve Electronics Program Officer, manning amateur station W5USN/5 of the District Reserve Master control station at ARRL Delta Division Convention.

RMC, USNR (W5PYU), of the Naval Reserve Training Center, Beaumont, Texas, won the code receiving and hidden-transmitter hunt contests. Messages of greeting were forwarded to the convention by Reserve Electronics Program Officers from various naval districts.

Sixth Naval District Changes

C. C. Wilson, RMC, USNR (W4BL), formerly of the District Reserve Electronics Program Office, Charleston, S. C., has been transferred to Naval Reserve Electronics Facility (K4NBV), Anderson, S. C., as stationkeeper. . . . C. H. Walker, RM1, USNR (W48SN), formerly of Anderson, S. C., takes over as stationkeeper at Naval Reserve Electronics Facility, Chester, S. C. . . . C. H. Weaver, RMC, USNR (W4PPC), of the Sixth Naval District Reserve Master Control Station (K4USN) has been transferred to the Naval Reserve Training Center (K4NAU), St. Petersburg, Fla., as stationkeeper.

Here and There

Amateurs on duty at the Naval Radio Station, Cheltenham, Md., are: W2JIC/R; W3s HNY MWA PTZ RHF SGO SYL TFD, W4s NCO PMV TKM, W5MQR and W9WMA. . . . Naval Reserve Electronics Division 8-12 (K5NBY), Paris, Texas, placed first in the standing of electronics divisions in the Naval Reserve Electronics Program throughout the U. S. for the month of July, 1953. . . . Lt. William H. Clark, USNR (W6KRO), a member of Naval Reserve Electronics Division 12-16 (K6NRM), Modesto, Calif., was

(Continued on page 144)

QUARTZ CRYSTALS

Low Frequency — FT-241A for SSB, Lattice Filter etc., .093" Pins, .486" SPC, marked in Channel Nos. 0 to 79, 54th Harmonic and 270 to 389, 72nd Harmonic. Listed below by Fundamental Frequencies, fractions omitted.

49¢ each—10 for \$4.00					99¢ each—10 for \$8.00	
370	393	414	436	498	520	400 459
372	394	415	437	501	522	440 481
374	395	416	438	502	523	441 482
375	396	418	481	503	525	442 483
376	397	419	483	504	526	444 484
377	398	420	484	505	527	445 485
379	401	422	485	506	529	446 486
380	402	423	486	507	530	447 488
381	403	424	487	508	531	448 489
383	404	425	488	509	533	450 490
384	405	426	490	511	534	451 492
385	406	427	491	512	536	452 493
386	407	429	492	513	537	453 494
387	408	430	493	514	538	454 495
388	409	431	494	515		455 496
390	411	433	495	516		456 497
391	412	434	496	518		457 499
392	413	435	497	519		458 480

SCR 522 — 3/8" P, BC-610 — 2 Bananas
1/2 S Plugs, 3/4" SPC

99¢ each—10 for \$8.00						
5910	7350	2030	2220	2390	3120	3520
6370	7380	2045	2258	2415	3150	3550
6450	7390	2052	2260	2435	3155	3570
6470	7480	2065	2280	2442	3202	3580
6497	7500	2082	2282	2432	3215	2945
6522	7810	2105	2290	2545	3232	3955
6547	7930	2125	2300	2557	3237	3970
6610		2131	2305	2660	3250	3935
		2145	2320	2940	3322	
		2155	2360	3035	3510	

Special—200 KC or 500 KC in FT241A Holder. \$1.95 each

SUN

add 20¢ postage for every 10 items (or less).

PARTS DISTRIBUTORS, LTD.

520 TENTH ST. N.W. - WASHINGTON, D.C.


FT-243 — .093" Pin Dia. — .486" Pin SPC for Ham and General Use

49¢ each—10 for \$4.00

4035	5500	5950	6725	7525	7840
4090	5675	5973	6740	7540	7850
4110	5677	5975	6750	7550	7873
4165	5700	6225	6773	7573	7875
4190	5706	6240	6775	7575	7900
4255	5725	6250	6300	7600	7906
4280	5740	6255	6306	7606	7925
4300	5750	6273	6325	7610	7940
4307	5760	6275	6340	7625	7950
4450	5773	6300	6850	7640	7973
4490	5775	6306	6873	7641	7975
4495	5800	6325	6875	7650	8206
4780	5806	6335	6900	7673	8225
4845	5825	6340	6906	7675	8240
4930	5840	6350	6925	7700	8250
5030	5850	6373	6940	7706	8273
5205	5862	6375	6950	7720	8275
5235	5873	6400	6973	7725	8300
5250	5875	6406	6975	7740	8306
5300	5880	6425	7450	7750	8325
5305	5900	6573	7473	7773	8530
5333	5906	6575	7475	7775	8583
5385	5925	6700	7500	7800	8690
5485	5940	6706	7506	7825	

99¢ each—10 for \$8.00

1015	2605	3995	6573	7240	8173
1110	2738	6090	6575	7273	8175
1150	2748	6925	6600	7275	8200
1525	2895	6040	6606	7300	8340
1915	2940	6050	6625	7306	8350
1930	3005	6073	6640	7325	8375
1940	3010	6075	6650	7340	8380
1950	3202	6100	7000	7350	8400
2065	3215	6106	7006	7375	8425
2105	3237	6125	7025	7400	8430
2118	3245	6140	7040	7425	8450
2125	3250	6150	7050	7440	8450
2140	3460	6173	7073	8000	8475
2145	3500	6175	7075	8006	8483
2165	3540	6200	7100	8025	8505
2320	3590	6440	7106	8040	8525
2390	3640	6450	7125	8050	8550
2415	3650	6473	7140	8073	8575
2430	3720	6475	7150	8075	8583
2442	3730	6500	7173	8100	8600
2460	3760	6506	7175	8106	8625
2532	3800	6525	7200	8125	8650
2545	3840	6540	7206	8140	8700
2557	3885	6550	7225	8150	8733



CUT-A-WAY VIEW, MODEL 74

COAX SWITCH COAXIAL SELECTOR SWITCH

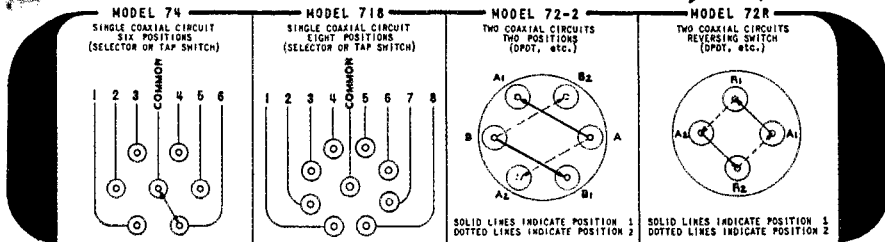
50 Ohms—Type N Connectors—Manually Controlled

Low VSWR—4 Models

The COAX SWITCH is an RF switch for use in coaxial circuits where it is important that the 50 OHM impedance of the cables be maintained. In a circuit sense, this switch consists of two pairs of "N" connectors spaced $4\frac{1}{2}$ " apart using RG-8/U as the connecting link. The COAX SWITCH itself introduces no VSWR other than that of connectors. Characteristic impedance is maintained thru all switch details. Cut-a-

way view shows that shield as well as center conductor is switched. Beryllium copper contacts, on the gooseneck, mate directly with male "N" (Type UG-21B/U) connectors, which connect directly to back plate of switch. Since all connectors come out in line with axis of switch, right angle connectors are usually unnecessary.

Literature Gladly Sent



BIRD ELECTRONIC CORP.

1800 EAST 38TH ST., CLEVELAND 14, OHIO

TERMALINE Coaxial Line Instruments

NEELY ENTERPRISES
Hollywood • San Francisco
Albuquerque

EARL LIPSCOMB ASSOCIATES
Dallas • Houston

CODE-RECEIVING SPEED

Be a Radio Ham or Commercial Operator. Pass FCC code test in few weeks. Fascinating hobby. Good pay, interesting work in Commercial field. Same system used by radiotelegraph specialists. FREE book explains how Amateurs and Operators learn code and develop amazing skill and speed.

Candler Systems Co., Dept. 4-O, Box 928, Denver 1, Colo., U.S.A. and 52b, Abingdon Rd., Kensington High St., London W. 8, England

AN/APR-4 COMPONENTS WANTED

In any condition. Also top prices for: ARC-1, ARC-3, APR-1, APR-5A, etc.; TS-34 and other "TS-" and standard Lab Test equipment, especially for the MICROWAVE REGION; ART-13, BC-348, BC-221, LAE, LAF, LAG, and other quality Surplus equipment; also quantity Spares, tubes, plugs and cable.

ENGINEERING ASSOCIATES

434 Patterson Road Dayton 9, Ohio

FEATURES:

- 2 Watt P. P. Audio
- Amplified AVC
- Voltage Regulated Oscillator Supply
- Noise Limiter
- Beat Oscillator
- Operates on 105 to 125 Volts AC or DC Power Source
- Air Tuned R.F. Trimmers
- 2-stage Permeability Tuned 455 KC I.F. plus Crystal Filter
- Phone Jack-Built-in Stand-by Relay
- Frequency Range 200 KC to 400 KC and 400 KC to 18 MC in Six Bands
- 40:1 Geared Ratio Dial Drive
- 11 Tubes plus Selenium Rectifier
- 6S7 RF AMP.

"Buy an Xmas Gift for Yourself"

Communications Receivers

Complete Kit . . . CONTAINS ALL COMPONENTS

- 6SB7Y Mixer
- 2-6SG7 I.F.
- 6H6 2nd I Det & N. L.
- 6SF7 AVC AMP.
- 6SL7 BFO & 1st Audio
- 6SL7 Phase Inverter
- P. P. 25L6GT Audio
- VR-75 Voltage Regulator
- Full Vision Calibrated Dial
- Cabinet 19 1/2" long x 10 1/2" high x 12 1/2" deep
- Front panel silk screened to identify each control

"This kit is complete with every part necessary to assemble into a finished receiver, including tubes and cabinet. Chassis is punched and marked. Mount the parts, wire it, align it and you have a fine receiver of commercial appearance, that can't be beat for 3 or 4 times the price. Parts, layout, schematic diagram and alignment instructions are supplied.

59⁵⁰ KIT PRICE EACH

FRONT PANEL CONTROLS

- Tuning
- R.F. Gain
- Audio Gain
- BFO-AVC Switch
- BFO Pitch
- Power On-Off
- Stand-by
- Noise Limiter On-Off and Control
- Antenna Trimmer
- Crystal Filter On-Off
- Crystal Phasing
- Selectivity
- Band Change Switch
- Calibrated Dial Face

ORDER TODAY!
Terms: 25% Deposit with order. Balance C.O.D. Shipped express only. F.O.B. Chicago and subject to change without notice.

RADIO AND TELEVISION SUPPLIES

BOULEVARD ELECTRONICS, INC. 808-10 W. Jackson Boulevard, Chicago 7, Illinois DE-2-4458

Tecraft

CASCADE CRYSTAL CONTROLLED CONVERTER

144
Mc.



220
Mc.

Provides:

- **HIGH SENSITIVITY** — Sensitivity better than 1 micro-volt. Gain approx. 30 db. Noise approx. 4 db.
- **COMPLETELY STABLE**. C.W. on 144 mc. NO mechanical modulation. Pure D.C. note. No drift.
- **RUGGEDLY BUILT** — Suitable for mobile application.
- **USE WITH ANY COMMUNICATIONS RECEIVER** — Availability with output at I.F. frequencies 6-10 mc., 8-12 mc., 10-14 mc., 12-16 mc., 14-18 mc. We recommend use at I.F. output 14-18 mc.
- **COMPLETELY SHIELDED** — Heavy tinplate lining in hardwood instrument case.
- Available (SPECIAL ORDER) for other CD or industrial frequencies. Also available for Collins.
- USES 6BZ7, 2-6CB6 or 6AK5, 2-616 tubes. COMPLETE with plugs, tubes and crystal. \$42.50

Ask your dealer or write us

THE EQUIPMENT CRAFTERS, INC.

238 Union St.

Hackensack, N. J.

recently appointed ARRL Section Emergency Coordinator for the San Joaquin Valley. . . . Amateur radio stations K6USN (Treasure Island), K6NRM (Modesto), K6NCE (Kingsburg), K6NAD (Chico), K6NCD (Auburn) Calif., and others maintain schedules on 3854 kc. (A3) at 1400 PST, Mondays through Thursdays. All stationkeepers in the Twelfth Naval District who are licensed amateur operators are invited to join these schedules. . . . Naval Reserve Electronics Division 4-1 of Chillicothe, Ohio, now signs the amateur call K8NAV and is operated by Don Gallagher, RMC, USNR (W8NTL), stationkeeper, who is very active in amateur radio activities in the Chillicothe area.

During the month of August the Sixth Naval District Reserve Master Control Station (K4USN) and the Naval Reserve Training Center (K4NAM), Wilmington, N. C., used amateur radio to reestablish communications on naval frequencies while preparing to furnish emergency communications during recent local hurricanes.



M. A. R. S.



Age Requirement for MARS

Lowered to Sixteen Years

The Army and Air Force have announced that the age requirement for membership in the Military Affiliate Radio System has been reduced to 16 years. Formerly, applicants who did not have officially recognized military status were required to be 21 years of age.

The new age limit became effective November 26, 1953, and was timed to coincide with the Fifth Anniversary of MARS operation.

The lowered age requirement will benefit many of the younger amateurs who are liable for military service under current selective service and military training laws. MARS training will teach the "how" and "why" of military radio operational methods and procedures. Younger amateurs, especially Novices, will be encouraged through participation in MARS activities to continue active in amateur radio work.

Operation for MARS Novices will continue to be limited to the frequencies 3497.5 and 6997.5 kc. A maximum power of 75 watts to the final stage of the transmitter is allowable. Operation will be crystal-controlled A1 emission.

MARS Technicians may use only the frequency 3497.5 kc. Operational limitations otherwise are the same as for MARS Novices. General Class and higher amateurs will continue to receive MARS privileges as at present.


Amateurs interested in MARS may request information about the Army and Air Force programs by writing to:

Chief, MARS (Army), Room BE-1000, The Pentagon, Washington 25, D. C.; or MARS Command Director, Continental Air Command, Mitchell Air Force Base, New York.

Membership in both Army and Air Force MARS programs is not permitted except in unusual circumstances.

**When you
BUILD
ASSEMBLE
REPAIR**

**GET INTO THE
MASTER HABIT!**



- 1370 pages
- Over 85,000 items
- Over 8,000 illus.
- Completely indexed

\$1.95 at your parts distributor. Publisher's price \$4.50

When you build, assemble, design or repair your gear, your Master should be close at hand. It gives you access to the many thousands of items vital to the successful completion of your job. Descriptions, illustrations, specifications and prices . . . they're all in the Master's 18 big sections, systematically organized for instant reference. The Master is the only Official Buying Guide for the TV-Radio-Electronics industry. All catalog data is unabridged and comes direct from the manufacturers . . . you can make product comparisons rapidly and surely. The Master gives you all the needed facts in a single volume. Order your copy today!

Just a few of the products included:

Tubes — Test Equipment — Tools — Transformers — Capacitors — Resistors — Relays — Coils — Antennas — Recording & PA Systems — Hardware — Transmitters — Receivers — Kits — Wire — Cable . . . and thousands of allied products!



Eliminate
Incomplete
Small
Catalogs and
Loose
Literature

UNITED CATALOG PUB., INC. 110 LAFAYETTE ST. NEW YORK 13, N. Y.

FOR MILITARY, COMMERCIAL OR AMATEUR APPLICATION


You can build it **BETTER** with a **FREED TRANSFORMER**
 You can test it **BETTER** with a **FREED INSTRUMENT**

PRECISION TEST INSTRUMENTS

TRANSFORMERS — FILTERS



No. 1030 LOW
FREQUENCY "Q" INDICATOR




No. 1110A INCREMENTAL
INDUCTANCE BRIDGE



MINIATURE AUDIO




HIGH FIDELITY



No. 1020B MEGOHMMETER



No. 1010A
COMPARISON BRIDGE



MILITARY PULSE



TOROIDAL INDUCTORS



No. 1060
VACUUM TUBE VOLTMETER



No. 1040
VACUUM TUBE VOLTMETER



PRECISION FILTERS



SUB MINIATURE —
HERMETICALLY SEALED

SEND FOR
NEW CATALOG OF
INSTRUMENTS &
TRANSFORMERS



FREED TRANSFORMER CO., INC.

SETS THE STANDARD FOR PERFORMANCE

1703 Weirfield St., Brooklyn (Ridgewood) 27, N. Y.

RADIO and TELEVISION

Over 30 years N. E. Radio Training Center. Train for all types FCC operators' licenses. Also Radio and Television servicing, FM-AM broadcasting transmitters at school. Send for Catalog Q.

MASS. RADIO SCHOOL

271 Huntington Avenue Boston 15, Massachusetts
Lic. by Comm. Mass. Dept. Educ.

For Selectivity
Never Before Achieved In a
Communications Receiver

Dr. Qwak

R The Collins 75A-3
With Mechanical Filter


Dr. Qwak (Willard Wilson — W3DQ) also has B & W, Collins Xmtrs, National, Hallcrafters, Johnson, Elmac, Gonset, etc. . . all for prompt delivery, and on the easiest of terms. Write today.

Wilmington Electrical Specialty Co., Inc.
405 Delaware Ave., Wilmington, Delaware
Est. 1920

Willard S. Wilson, President
Member OOTC — VWOA — QCWA
A • A • O • N • M • S

COMCO

Communications Systems
with *Customized* quality



VHF-FM MOBILE PACKAGE

- VHF-FM mobile and base stations
- Remote control equipment & relay stations
- VHF-FM two-way aircraft equipment
- Aeronautical ground station equipment
- VHF-AM mobile unit for airport vehicles
- VHF antennas and other accessories

For details contact your nearest COMCO dealer




Manufacturers of Radio and Electronic Equipment
COMMUNICATIONS COMPANY, INC.
CORAL GABLES 34 FLORIDA

LOOK FELLAS!

BANDSWITCHING
10, 11, 15, 20, 40, 80
METERS

BABCOCK MOBILE D-X MITTER



Can be tuned up to switch between 2 of the 6 bands with 2 crystals in each band -- then one of the 4 frequencies and the proper antenna may be selected by the 4-position switch with no further tuning required.

- No plug-in coils
- The 4 xtals fit inside transmitter
- 8" wide x 5" high x 7" deep
- Tubes: 6AQ5 osc-doub-quad, 6146 final amp. 12AU7 speech ampl., 2 — 6AQ5 mods. Class AB
- Input to final amp. when using Babcock PS 4A power supply: 35 watts
- Complete metering, including RF output watts

PRICE \$99.50

including tubes and connecting plugs, less crystals.

Write for Details

S 4A 6VDC • Dual vibrator supply with vibrators, tubes and connecting plugs \$67.50
NET PS 1B 115VAC • Power supply for home station, with tubes \$44.95
LS 1 • 2-band antenna tuning unit \$15.00

C & G RADIO SUPPLY CO.

2505-6 Jefferson Ave.


Tacoma 2, Wash.

GET INTO ELECTRONICS

You can enter this uncrowded, interesting field. Defense expansion, new developments demand trained specialists. Study all phases radio & electronics theory and practice: TV; FM; broadcasting; servicing; aviation, marine, police radio, 18-month course. Graduates in demand by major companies. H.S. or equivalent required. Begin Jan., March, June, Sept. Campus life. Write for Catalog.

VALPARAISO TECHNICAL INSTITUTE
Dept. TN Valparaiso, Ind.

For better keying with less fatigue — use a VIBROPLEX Semi-Automatic Key



The finest bug money can buy

Twice as easy as hand sending

ORDER YOURS TODAY!

You'll key better, easier and enjoy it more with this easy-working Vibroplex. Easy to use. Even beginners use it in a matter of minutes. There's no arm-tiring effort, no nerve strain. Transmits clear, uniform signals at any desired speed for any distance. Precision balance is the reason for this arm-saving operation, made possible by the use of jewel movement. No other key has it. Vibroplex is the choice of amateurs and professionals the world over. For better keying with less fatigue, use a Vibroplex.

Choice of five models, \$12.95 to \$29.95. Left-hand models, one dollar more. At dealers or direct. ORDER YOURS TODAY! FREE descriptive folder.

Headquarters for NEW portables, all models and styles of type. Also, REBUILT standard and portable typewriters with ALL CAPITAL letters and other styles of type. Immediate delivery. Get our prices before you buy



THE VIBROPLEX CO., Inc. 833 Broadway, New York 3, N. Y.

Correspondence

(Continued from page 56)

NATCH

Post Box 1443
Sao Paulo, Brazil

Editor, QST:

With reference to the notice about PY2CK published on page 52 of your July, 1953, issue, I should esteem it a great favour, if you would kindly inform me about the meaning of the word "booboo." I have consulted several dictionaries without finding that word. Upon consulting American friends, I was informed that they did not know its meaning but that it must be a modern slang word. Protesting vehemently, I said that the QST was more a technical magazine than one from which to learn slang. Besides the QST is not only read in the U. S. A. but all over the world and it can hardly be expected that everybody knows words such as "booboo" which even Americans living abroad do not know.

— Jan J. Roos, PY2JU

LET'S GO LINEAR

P. O. Box 302
Siloam Springs, Ark.

Editor, QST:

Since I have written you letters at various times regarding the TVI situation as far as I was concerned here in a fringe area — with Channel 6 — I thought the following might be of interest. I recently purchased a s.s.b. exciter, built up an 813 final and have been operating s.s.b. on 20 and 75 for about a month, running 400 watts with a TV set in next room and both 20- and 75-meter antennas close to TV antenna with not a trace of TVI on TV set — no filter on TV set — with final not particularly shielded. It's a ham's answer to a prayer as far as I'm concerned. . . . I think there should be more in QST about the fact that you can operate — with considerable power — and have no TVI, when running amp. class B on s.s.b. . . .

— John L. Stockton, W5DRW

[EDITOR'S NOTE: You can also run a Class-B linear output amplifier with a.m. and, all other things being equal, enjoy the same freedom from TVI. With a.m., however, a kilowatt input to the linear will only result in a 300- or 350-watt carrier at the most, in contrast to the 600- to 700-watt carrier obtained with a kilowatt input to a plate-modulated Class-C amplifier. It is this reduction in efficiency with carrier-type transmissions that has discouraged such use in amateur circles. You can gain a little by using controlled-carrier or double-sideband reduced-carrier to drive the linear amplifier, but s.s.b. is much more effective than either.]


Hints & Kinks

(Continued from page 57)

NEGATIVE-PEAK MODULATION INDICATOR

HERE is an extremely simple modulation indicator that uses only three resistors and a neon bulb. The circuit makes use of the fact that only one element of a neon bulb will light up on d.c.; if the polarity of the starting voltage is reversed, the other element will light up (the first one goes out). When connected to a transmitter as shown, one element of the bulb is made approximately 60 volts positive with respect to ground by connecting it to a voltage divider, R_2 and R_3 . The second element of the bulb is returned to the r.f. amplifier side of the modulation transformer through a series resistor and is normally maintained at a higher voltage than the element which is returned to the divider. However, during the process of modulation, the nega-

(Continued on page 148)



QST BINDERS

Year's end . . . no need to let your 1953 copies of *QST* rest in a disordered pile on the shelf. A *QST* Binder will keep them neat and orderly. And you'll want to start off the New Year right with a binder all ready for your 1954 copies.

Price **\$2.50** postpaid

Available only in the United States and Possessions

- Holds 12 issues of *QST*
- Opens and lies flat to any page
- Protects and preserves your copies
- *QSTs* always available for reference

The AMERICAN RADIO RELAY LEAGUE, Inc.

WEST HARTFORD 7, CONN.

Evans RADIO

Service to hams • "YOUR FRIENDLY SUPPLIER"
by hams. Nationally accepted brands of parts, tubes and equipment. Trade-ins and time payments. Write W1BFT.
10 HILLS AVENUE • CONCORD, N. H.

CREI . . . Shortest distance between AMATEUR and well-paid PROFESSIONAL

Turn your amateur experience into a high-paying position in Radio-Electronics-TV. A CREI Home Study course enables you to study at home, at your own speed, under close, personalized supervision by a faculty of experts. This is the same program we conduct for RCA-Victor Div., United Air Lines and many other leading firms. Since 1927, CREI training has produced thousands of CREI students and graduates now employed in industry.

Send today for valuable free booklet, "Your Future in the New World of Electronics." It describes the industry's future and possibly yours as well! When writing, check field of interest:

- Practical Radio Engineering
- Broadcast Radio Engineering (AM, FM, TV)
- Practical Television Engineering
- TV, FM, & Advanced AM Servicing
- Aeronautical Radio Engineering

CAPITOL RADIO ENGINEERING INSTITUTE

Founded 1927—An accredited technical school
Dept. 1612—3224 16th St., N.W.—Washington 10, D. C.



Founded in 1909
**RADIO TELEPHONY
RADIO TELEGRAPHY
RADAR & TELEVISION**

Courses ranging in length from 7 to 12 months. Dormitory room and board on campus for \$48.00 a month. The college owns KPAC, 5 KW broadcast station with studios located on campus. New students accepted monthly. If interested in radio training necessary to pass F.C.C. examinations for first-class telephone and second-class telegraph licenses, write for details. New: Advanced TV Engineering Course.



PORT ARTHUR COLLEGE PORT ARTHUR TEXAS
Approved for G. I. training

How to TRANSMIT if POWER FAILS Get a Katolight POWER PLANT

For Emergency or Remote Field Operation

For Civil Defense—

"Prepare yourself by providing a transmitter-receiver setup together with an emergency power source upon which you can depend."
American Radio Relay League.



3 NEW MODELS

When Electric Power Fails Be Ready! Get a low cost Katolight Power Plant. Portable, lightweight, durable—Katolight plants are approved equipment for home and mobile transmitters! Shown above; Model 28HAB3, 1350 watts, 115 volt A.C. Write for illustrated folders today!

Katolight CORPORATION
Box 491-47
Mankato, Minnesota


BUY DIRECT

FROM—FACTORY—

SAVE

MIDDLEMAN PROFITS

PORTABLE LIGHT PLANTS PUSH BUTTON START



AC Plant 600-700 Watts—115 v. 60 cyc. Powered by a rugged 2 hp. easy starting Briggs gas engine. No wiring necessary; just plug in and operate. Plenty of current for receivers, transmitters, antenna motors, emergency lights, etc. which require up to 700 Watts. Ideal for radio amateurs, Civil Defense, trailers and camps. Complete with Voltmeter and built-in winding to charge 6 v. auto batteries.

(Item 24) 700-800 Watt Plant (Item 44) same as above but with larger engine or greater capacity. **\$143.50**
1000-1200 Watt Plant (Item 45) same as Item 24 but with larger generator and engine—30% greater output. **\$169.95**
1000-1200 Watt Plant (Item 45) same as Item 24 but with larger generator and engine—30% greater output. **\$199.50**

We make all sizes up to 25,000 Watts. Write for information.

Send 10¢ for big 1954 Catalog. Free with order.

Prices f.o.b. factory. Money back guarantee. Send check or M.O.

Master Mechanic Mfg. Co., Dept. 81D, Burlington, Wis.

GET YOUR COMMERCIAL TICKET EASIER WITH ...

**RADIO OPERATOR'S LICENSE
Q AND A MANUAL**
(4th Edition)
by Milton Kaufman
Covers Elements 1 through 8. Complete discussion of answers to every technical question in the F.C.C. Study Guide! Used by over 50 leading schools. Only \$6.60 at jobbers, bookstores or direct from—



JOHN F. RIDER Publisher, Inc.
480 Canal Street, New York 13, N. Y.

tive peaks will reverse the d.c. polarity across the bulb, thus causing the dark element to flash.

The values shown in Fig. 3 are suitable for low- and high-voltage supplies of 300 and 500 volts, respectively. Additional resistors ($\frac{1}{2}$ -megohm, 1-watt) should be connected in series with R_1 if the amplifier plate voltage exceeds 500 volts

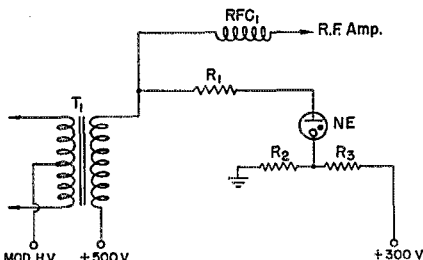


Fig. 3—Circuit of the negative peak modulation indicator.

- R_1 —0.5 megohm, 1 watt; for 500-volt supply.
- R_2 —20,000 ohms, $\frac{1}{2}$ watt; see text.
- R_3 —0.15 megohm, 1 watt; see text.
- RFC₁—Final amplifier r.f. choke.
- NE— $\frac{1}{4}$ -watt neon bulb.

by any great amount. R_2 and R_3 should have new values if the divider is connected across a source delivering other than 300 volts. If a redesign of the divider is necessary, remember to keep the center point approximately 60 volts above ground. Of course, this point may be set at a slightly higher voltage in order that the bulb can be made to flash just before overmodulation occurs.

Incidentally, the Type NE-51 neon bulb is not particularly well suited for this application because the lighted element makes it difficult to see the dark element flash. In any event, make sure that the bulb is mounted with the dark element exposed to view. — William E. Rose, jr., W9KLR

CATHODE-FOLLOWER ISOLATION STAGE

THE following information received from VE3DKG should be of interest to many QST readers and is passed along for their benefit.

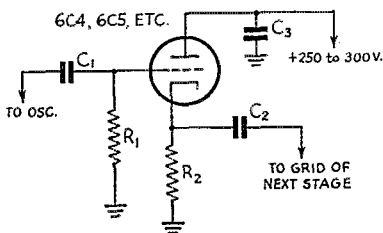


Fig. 4—Circuit diagram of the cathode-follower isolation stage.

- C_1, C_2 —100 μf .
- C_3 —0.001 μf .
- R_1 —50,000 ohms.
- R_2 —1500 ohms.

While working with a transmitter consisting of a 6C4 Clapp oscillator, two 6F6 intermediate stages and a final amplifier, it was discovered that the oscillator keyed well only when disconnected from the rest of the line-up. Furthermore, when the complete line-up was in use, the oscilla-

(Continued on page 160)


mobil-ceiver

MOBILE RECEIVER FOR CONVERTERS

The mobil-ceiver is a 1400 to 1600 kc variable selectivity mobile receiver. It includes features found only on high quality communications receivers. When used with any converter, the mobil-ceiver becomes a double conversion superhet with exceptional variable selectivity characteristics. It mounts easily under the dash and supplies adequate power to run the converter.

SEE YOUR DEALER TODAY

S & W Electronics
3418 W. PICO BLVD.
LOS ANGELES 19,
CALIFORNIA



- ★ Selectivity: 5 kc—10kc—or 20 kc.
- ★ Input 1400 to 1600 kc.
- ★ Built-in noise limiter.
- ★ High Q 175 kc IF's.
- ★ Separate RF and Audio gain controls.
- ★ Highly stable built-in BFO.
- ★ Provision for Transmitter Relay.
- ★ Transmit-Receive Switch.
- ★ Receiver B+ off when transmitting.
- ★ Built-in Power Supply and Speaker.
- ★ Wired for 6 and 12 volt input.
- ★ Filtered A, B+ and AVC for converter.
- ★ Pull-out drawer type construction.
- ★ Small size 4½" x 6¼" x 7¼".
- ★ Low price.

\$89.50

Complete
Inc. excise tax



RCA INSTITUTES, INC.

A Service of Radio Corporation of America
350 West 4th St., New York 14, N. Y.

OFFERS COURSES
IN ALL TECHNICAL PHASES OF
RADIO, TELEVISION, ELECTRONICS

Approved for Veterans
Write Dept. ST-53 for Catalog



**FREE 156 PAGE
1954 B-A CATALOG**

Complete guide to Everything in Radio, TV and Electronics for Dealers, Servicemen, Schools, Amateurs, Broadcasters, Public Utilities, Engineers, Experimenters, Factories and Laboratories.

BURSTEIN-APPLEBEE CO., 1012 McGEE ST., KANSAS CITY, MO.

THE LEAGUE EMBLEM

With both gold border and lettering, and with black enamel background, is available in either pin (with safety clasp) or screw-back button type. In addition, there are special colors for Communications Department appointees.

- ▶ Red enameled background for the SCM.
- ▶ Green enameled background for the RM, PAM or EC.
- ▶ Blue enameled background for the ORS or OPS.

THE EMBLEM CUT: A mounted printing electrotype, 5/8" high, for use by members on amateur printed matter, letterheads, cards, etc.
\$1.00 Each, Postpaid

AMERICAN RADIO RELAY LEAGUE

West Hartford 7, Conn.

NOW RAISE or LOWER
your antenna MAST
EASILY, QUICKLY!

WITH THE NEW **Tele-Vue TOWER**

**Adjust your beam for
highest gain . . . then
crank it up to 40' —**

Top 20' section TELESCOPES to let you work on beam . . . change antenna or feeders . . . or to PROTECT beam IN STORM! CRANK has Spring Tension Ratchet and Lock. Cable reel is foolproof. you can stop beam at any height from 20' to 40'.

For 21 and 14 mc beams guys easily attached when tower telescoped. You can climb tower—or work from roof.

KEEPS PEACE WITH XYL . . . It's neat and safe!

WORK ON BEAM ALONE . . . no beam-raising hamfest needed! Hinged base, for one man installation. Weighs 60 lbs.

NO BROKEN HALLIARD BLUES . . . if flat-top fails, just telescope tower and replace ropes! CHANGE BEAMS FOR DIFFERENT BANDS . . . as sun spot cycle shifts!

LONG LIFE . . . 3/4" welded aircraft type steel tubing.

SPECIAL AMATEUR PRICE:

From Jobber
or F.O.B. Factory

TELE-VUE TOWERS, INC.

703 - 49th St. South

St. Petersburg, Florida




\$68.95
Net




NATIONAL

- **P**roven
- **D**ependable
- **Q**uality



FWG



FWJ



FWH

POPULAR TERMINAL ASSEMBLIES

National terminal assemblies have proved extremely popular because of extremely low-loss characteristics, their rugged construction and practical design. **Type FWG** is a Victron terminal strip for high frequency use. Binding posts take banana plugs at top, grip wires through a hole at bottom.

Type FWH—the insulators of this terminal assembly are moulded bakelite. Binding posts same as FWG.

Type FWJ utilizes same insulators as FWH, but has jacks.

National



EST. 1914
NATIONAL COMPANY, Inc.
 MALDEN, MASSACHUSETTS

tor frequency was shifted as much as 1 kc. whenever the final was tuned through resonance. Inasmuch as a careful check showed the intermediate stage to be working properly, it looked like a clear case of oscillator loading and inadequate isolation.

Both problems were cured by using a cathode follower circuit, shown in Fig. 4, immediately after the oscillator stage. The oscillator can now be keyed without chirp and amplifier tuning has no detectable effect on oscillator stability. It would seem that the input circuit of the cathode follower presents a load of nearly infinite impedance to the oscillator and that Miller effect has been overcome by use of the arrangement.

— A. R. Williams, VE3BSH

SIMPLE V.T. KEYSER CIRCUIT

The v.t. keyer shown in Fig. 5 is used here at W5DF to key the buffer stage of a push-pull 807 rig. The circuit introduces a new angle in the v.t. keyer arrangement, in using the same bias source for both the keyed stage and the amplifier stage.

A 45-volt battery is used as the bias source for the Type 6V6 keyer tube and for the 807 out-

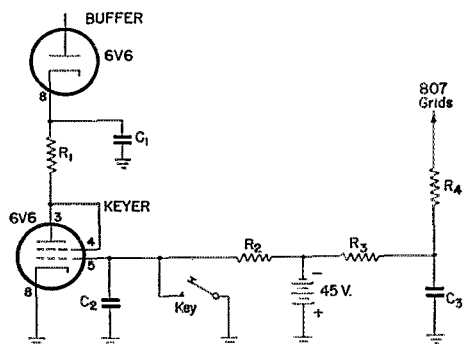


Fig. 5 — Circuit diagram of W5DF's v.t. keyer.

- C_1 — 0.001 μ f.
- C_2 — 50 μ f.
- C_3 — 0.005 μ f.
- R_1 — 1000 ohms, 5 watts.
- R_2 — 10,000 ohms, $\frac{1}{2}$ watt.
- R_3 — 5000 ohms, 1 watt.
- R_4 — 100 ohms, $\frac{1}{2}$ watt.

put amplifier. R_3 and R_4 are the grid-leak and decoupling resistors for the amplifier grid circuit and R_2 prevents a short circuit across the battery when the key is closed. Although R_2 has a resistance of only 10,000 ohms, it does not load the battery appreciably because the current through this branch of the circuit is nearly balanced by the amplifier grid current. Even a half-dead battery with high internal resistance does not show much change of voltage when the circuit is keyed and, as a result, a block of this type may be used as long as it still delivers approximately 45 volts — enough to cut off the 6V6. C_2 is an r.f. by-pass for the grid of the keyer tube.

— A. D. Mayo, W5DF

HAM-ADS

(1) Advertising shall pertain to radio and shall be of nature of interest to radio amateurs or experimenters in their pursuit of the art.

(2) No display of any character will be accepted, nor can any special typographical arrangement, such as all or part capital letters be used, which would tend to make one advertisement stand out from the others.

(3) The Ham-Ad rate is 30¢ per word, except as noted in paragraph (6) below.

(4) Remittance in full must accompany copy. No cash or contract discount or agency commission will be allowed.

(5) Closing date for Ham-Ads is the 25th of the second month preceding publication date.

(6) A special rate of 7¢ per word will apply to advertising which, in our judgment, is obviously non-commercial in nature and is placed and signed by a member of the American Radio Relay League. Thus, advertising of bona fide surplus equipment owned, used and for sale by an individual or apparatus offered for exchange or advertising inquiring for special equipment, if by a member of the American Radio Relay League take the 7¢ rate. An attempt to deal in apparatus in quantity for profit, even if by an individual, is commercial and all advertising by him takes the 30¢ rate. Provisions of paragraphs (1), (2) and (5), apply to all advertising in this column regardless of which rate may apply.

(7) Because error is more easily avoided, it is requested signature and address be printed plainly.

(8) No advertiser may use more than 100 words in any one issue nor more than one ad in one issue.

Having made no investigation of the advertisers in the classified columns, the publishers of QST are unable to vouch for their integrity or for the grade or character of the products or services advertised.

QUARTZ — Direct importers from Brazil of best quality pure quartz suitable for making piezo-electric crystals. Diamond Drill Carbon Co., 719 World Bldg., New York City.

MOTOROLA used communication equipment bought and sold. W5BCO, Ralph Hicks, 204 E. Fairview, Tulsa, Okla.

SUBSCRIPTIONS, Radio publications. Latest Call Books, \$3.50. Mrs. Earl Mead, Huntley, Montana.

QSL's-SWL's Meade W6KXL, 1507 Central Avenue, Kansas City, Kans.

QSLs, SWLS Samples, 10¢. C. Fritz, 1213 Briargate, Joliet, Ill.

WANTED: Cash or trade, fixed frequency receivers 28-42 Mc. W9W1Y, Troy, Ill.

QSLs, SWLS High quality. Reasonable prices. Free samples. Write to Bob Teachout, W1FSV, Box Q124, Rutland, Vermont.

WANTED: All types of aircraft radios, receivers and transmitters. Absolutely top prices. Dames, W2KUW, 308 Hickory St., Arlington, N. J.

QSL samples, Dime, refunded. Roy Gale, W1BD, Watford, Conn.

QSLs-SWLS, as low as \$1.50 per copy. Samples dime. Stronberg, P.O. Box 151, Highland Station, Springfield, Mass.

QSL's "Brownie," W3CJI, 3110 Lehigh, Allentown, Penna. Samples 10¢; with catalogue, 25¢.

QSL's, SWL's, Fair prices for excellent quality cards. Eleven styles for you to choose from. Samples, 10¢. Almar Printing Service, 602 Barker Bldg., Omaha, Nebraska.

CODE Slow? Just the help you need in psychological aids booklet. Two dollars postpaid. Inquiries invited. Donald H. Rogers, 41 Fourth St., Fanwood, N. J.

ATTENTION Bargain hunters! Dozens of real trade-in values including Collins, Vikings, Nationals, Hallicrafters, Eimac, Conset, RME, Morrow, Harvey-Wells. Write for free bargain bulletin. Complete stocks, all leading brands. We trade and sell on time. Burghardt Radio Supply, Watertown, South Dakota.

WANT QST's older than 1920. Have 200 copies from 1932 to 1953 at 25¢ each. W0MCK Jablonsky, 1022 No. Rock Hill Road, Rock Hill 19, Mo.

DELUXE QSLs, Petty, W2HAZ, 17 Southard, Trenton, N. J. Samples 10¢.

QSLs-SWLS, Samples, 10¢. Malgo Press, 1937 Glendale Avenue, Toledo 14, Ohio.

DO NOT Fail! Check yourself with a time-tested Surecheck Test. Novice, \$1.50; General, \$4.75; Amateur Extra, \$2.00. Amateur Radio Supply, 1013 Seventh Avenue, Worthington, Minn.

QSLs, Something new, something different, samples free. CPS, Bladensburg, Md.

CALL Letters: 25 cents a set. Dress up your rig, car, etc. For samples, write to Robert Conick, Nickson, P.O. Box 272, Cincinnati 1, Ohio.

WANTED: Bargains in transmitters, receivers, laboratory and test equipment, power supplies, miscellaneous gear and parts. What have you? Please state price desired. Harold Schonwald, W5ZZ, 718 N. Broadway, Oklahoma City, Okla.

QSLs! We've printed a million. Hams all over the world use our QSLs. Samples 10¢, refunded. VYS Print, 1704 Hale, Ft. Wayne, Ind.

QSLs, Taprint, 205 South Union, Miss.

RT34/APS-13 UHF transceiver. Complete 420 Mc. transmitter/receiver with RF heads, 5 stages of 30 Mc IF, in excellent condition, less tubes and dynamotor, with circuit diagram, \$6.95. 420 Mc. coil assembly, 49¢. \$2.00 minimum order. APS-13 spare parts prices on request. Kennedy Associates, 2013 Rigby Avenue, San Antonio, Texas.

QSLs-SWLS Samples 10¢. Griffith, W3FSW, 1042 Pine Heights Ave., Baltimore 29, Md.

QSL's? SWL's? America's finest and largest variety, super-gloss QSL's! Samples, 25¢. Subscriptions, renewals accepted to both ham magazines. W8DED, Sakers, Ham Print Shop, 53 E. 7th St., Holland, Michigan.

TV set, 10 in. and 12 in., excellent condition, also Webster wire recorder and Ampro tape recorder, like new. Sell any or all, cheap or swap for good camera, W2FUB, S. Cohn, 84-20 126th St., Kew Gardens 15, L. I., N. Y.

THE Perfect Gift! For your radio shack. Large (8 inches in diameter) practical ceramic ashtray with your call-letters, hand-lettered on center island. Colors, mahogany or green. Price \$3.00. Send money order or check along with name, address and call-letters to Carl Bozanski, New England Ceramics, Inc., Torrington, Conn.

NATIONAL 101X receiver, \$60. 7" TV, \$30, 10", \$40.00. Want SSB exciter. W4API, 1420 South Randolph, Arlington, Va.

SELL new 1625 tubes, same as 807 with 12-volt filament. 97¢ each, plus 3¢ postage. W7TBE, 318 W. Galer, Seattle, Washington.

FREE List! New and reconditioned receivers, transmitters, etc. A hundred big bargains every month. Highest trade-in allowance. Fast four-hour shipping service. Special Novice department. Write us today. Dossett, W9WBH, 855 Burlington, Frankfort, Indiana.

SURPLUS Special! RG-8/U cable, 225 ft., \$12.25; RG-59/U cable, 250 ft., \$15.00; coaxial connectors CT-259, 5 for \$2.25; SC-239, 5 for \$2.00; manuals for SC-R-322, BC-610, BC-779, BC-345, N. O. \$1.00 each (plus postage); new tubes 1619, 1625, 1626, 1629, 6 for \$1.80; 813, \$10.50; 866A, \$1.48. Postage extra. Request our Free Bulletin, Electronic Research, 719 Arch St., Philadelphia 6, Penna.

SELL complete fixed station. Going mobile. Viking II, Viking VFO, LP-7 filter, HQ-129-X, Also VOM, grid-dipper, miscellaneous surplus and other gear. K2BTR, Barney Rawlings, 467 Chestnut Lane, East Meadow, L. I., N. Y. Telephone Hempstead 7-3175.

TRADE: Remington sportsman 12 ga. automatic shotgun with poly choke (never fired) for Eimac A54. W6QWJ.

WANTED: 10/20 rotor, Johnson, Amphenol, Workshop or Gordon. W8LLX, Terrace Park, Ohio.

FOR Sale: complete 1 Kw xmitter, built to commercial standards in closed rack. Remote Collins 310B-1 drives pp 813's. Coils for 80, 20 and 10. D-104 mike, self-contained speech amplifier and self-contained pp 805's modulator. Best cash offer as unit. Taggart, W9DGM, 1636 S. Biltmore St., Indianapolis 1, Ind.

WANTED: Cash for HF 10-20 or VHF 152A. M. Weinberg, W2VYL, 987 E. 178th St., New York 60, N. Y.

COLLINS 75A2, \$375.00; 32V2, \$525.00; new condition; BC-474A, \$50.00; BC-348, \$80; BC-221, \$70. QST binders \$1.25. F.o.b. W1THM, Brizolaria, Dunbarton, N. H. R.F.D. 2.

FOR Sale: Two HT9's in perfect condition with coils, xtals, low band pass filters and extra 814 final tube. The two for \$250.00 or \$150.00 each. Moving to smaller quarters. W2PFY, Adams, 9121 81st St., Woodhaven 21, L. I., N. Y.

SONAR 2-mtr receiver and transmitter, excellent condition, \$90.00. SW-54, used 8 hours, \$29.00; Leica G to trade towards Collins receiver. Rosencrans, W2HQH, 644 Wildwood Road, W. Hempstead, N. Y.

SELL: New Meissner Signal Shifter, new Bud 47" steel cabinet, pr. 811 modulators, pr. 866 pwr supp., same chassis, 1500 VDC pwr supp., separate chassis, all parts for 13 all-band final, all tubes included. Valued \$319.00. Best offer over \$100 takes it. W8LZ1/5, 249 E. Egan, Shreveport, La.

MUST sacrifice: Hi power deluxe all-band (p.p.c.w. station, input power in steps from 150 to 2500 watts, 3/4" 304 Tls in the final amp., 813 driver, P.P. 250 THs mod., 5 meters, 5 power supplies, final supply adjustable in 4 steps up to 3000 volts D.C. at 1.2 amps c.c.s. Less speech amp and VFO. Any reasonable offer will be considered. Also 150 watt 75-meter phone xmitter for \$95.00; 1000 watt G-E modulation xformr, ratio, 2.4 to 1, \$40.00; Conset, 2-meter communicator, like new in the carton, \$185.00; RCP signal generator, 5 bands, 100 KC to 50 Mc \$20.00. W6UWV, Black, 839 N. June St., Hollywood, La. 38, Calif.

HO 50 T. speaker, coils, A, B, C, D, \$259.00; calibrator, NBFM adapter, BC and AA coils available; following all new, BC-645, \$15.00; BC-453, \$20.00; Amertran, 110/220 pri, 2500 v.c.t. sec. at 350 Ma., \$15. 110/6200 v.c.t. at 700 Ma., \$45.00; 832A, \$6.00; 813, \$7.50; 815, \$5.00; hl pwr chokes, nl and other xformers. Wait Morrison, W2CKY, 383 N. Grove St., East Orange, N. J.

HARVEY-WELLS Deluxe TBS50D and APS50 power supply, new, pick up for \$100.00. W2NZG, J. P. Wood, 97 Forrest Ave., Hawthorne, N. J. HA-7-3893.

SELSYNS or synchronos wanted: Navy or Army ordnance 60 cycle types. Will pay \$35.00 each for HVG, 1DF, 1CT, 1G, 1F; \$25.00 each for SDG, 5C, 5E, 5CT; \$20.00 each for SD, 6C, 6D, 6E, 6G, or sizes 7. Subject to inspection. Other types advise. Also want: Auto-syns, Servo Control motors, PM motors, inverters, tubes and other electronic components. Electro Sales Co., Inc., 50-58 Eastern Ave., Dept. Q, Boston 13, Mass.

SELLING out surplus equipment. 1/2 kilowatt final 100TH; B&W Butterfly tank; B&W coils, vacuum cond, 20 watt, AM/CW xmitter, many other items. Write for list. Will trade for photo equipment. W9ZKD, Robinson, 2912 Holmes St., Springfield, Ill.

FOR Sale: Viking II, latest model, commercial wired. Used less than 10 hours. \$265.00 F.o.b. New Orleans. W5EVR, Batson, 73 Spanish Fort Blvd., N.O., La.

FOR Sale: 1 BC-459 with xtal; 1 BC-946 broadcast rcvr; 1 BC-453 rcvr; 1 BC-221 with factory a.c. pwr supp. with mod. and original charts, r.f. and osc. tuning units and main tuning condenser for BC-342 rcvr. A. M. Bart, W9ITL, 5406 N. Neenah Ave., Chicago 31, Ill.

TRANSMITTER Subroc 75T with 10, 20, 40, and 80 coils, \$175.00. Mrs. Ralph L. Buckley, West Scarborough, Maine.

VIKING I completely wired with Viking VFO, Johnson low pass filter, coax relay and xtal mike. Will sell for \$275.00 cash. BC-221 with A.C. supply \$65.00 cash. W4RT1, 4213 Cliff Road, Birmingham, Ala.

NEW 2-meter 5-element Yagi beam, \$3.00. George Storz, KN6BX5. 6227 S. Noroco, Rivera, Calif.

ART 13 in excellent shape; no dynamotor. Best offer or what have you to trade? RME 55 converter, \$50.00. Used 1 week. New 304 TL, \$4.00. Want Panadapter. "Larry", 2312 Vou St., Sacramento, Calif.

AMECO Senior code course, almost brand new, \$9.00. 0-18 w.p.m. W9TRK, Rubel, 1964 Sheridan Road, Highland Park, Ill.

SEIL pair Eimac 250TH and sockets. Used less than 100 hours. Pair 20 amp filament transformers, \$40.00. National MB40SC, \$6.00. Victor E. Chamberlain, W9BBC, 1500 Thompson Avenue, Evansville, Ind.

QST 20 volumes, 1924 thru 1943 in ARRL binders. \$90.00 express collect, or will trade for Harvey-Wells xmitter. Art Stansfield, W1DD, 31 Gayland Road, Needham 92, Mass.

SALE: Wire recorder-record player. Will transmit to radio without connecting wires. Two one-hour spools, microphone. In excellent condition, \$45.00. Gerdes, W5NUN, Tucumcari, New Mexico.

WSATQ is selling out. Kilowatt and low power components. Send self-addressed stamped envelope for list. Childers, 1322 Eastus Drive, Dallas 8, Texas.

SWAP only. Any 15 copies of QST 1917 to 1921 for March and May 1916 issues. Have 100 copies QST 1933 to 1946 at 25¢ each. Jablonsky, W0MCCX, 1022 N. Rockhill Road, Rock Hill 19, Mo.

DUMONT scope, Model 164; BC-458 unconverted, new; Master Mobile Mount antenna, Model 132 w/8" steel whip, brand new; 49 Merc radio; 12 volt SC-5749A dynamotor 500/275 volts, output at 50/110 Ma. Will sell all or part to best offer. Shipped prepaid in U.S. Socd, W2RUK, 3 1/2 Hulbert St., Auburn, N. Y.

MICHIGAN Ham's Amateur supplies. Store hours 0800 to 1800 Monday through Saturday. Purchase Radio Supply, 605 Church St., Ann Arbor, Michigan. Phones 8696 and 8262. Roy J. Purchase, W8RPY-Leroy Reichenberger, W8LJD-Edmund E. Gunther, Jr., W8BHW.

VAN SICKLE has Eldico, Sonar, National, Hallicrafters, Hammarlund, Eimac, Gonset and Johnson-Viking in stock at lowest prices. "Gene", W9KJF, Van Sickle Radio Supply, 1320 Calhoun, Ft. Wayne 2, Ind.

WANTED: BC-348 receiver and parts. Write to James S. Spivey Co., 1406 "G" St., N.W. Washington 5, D.C.

BIRTH Announcements, ham-styled. 25 for \$1.00. Carl Narvestad, Granite Falls, Minn.

POSTCARD brings you free information on our new Amateur Desk Signs and money-saving club purchase plan. Hawkins Distributing Co., Paquattuck Terr., East Moriches, N. Y.

PUSH-Pull HK-54 final, B&W butterfly tank, with tubes, \$30.00; Millen 6L0-807 exciter, \$20.00; 811-A class B modulator, UTC Varimatch output, Weston meter, \$25.00; 1250 volt 250 ma. power supply, \$20.00; Bell 10 watt amplifier, 2 mike, 1 phono input, \$20.00. R. W. Emott, W2AI, East Madison Ave., Florham Park, N. J.

MOBILE Ham's Use Police Special Vita Plate battery. Lasts six times longer. Write for data. Give car and year. General Communications, Inc., 1420 E. 25th St., Cleveland 14, Ohio.

FOR Sale: Novice 7 mc. portable xmitter, complete and compact: \$15.00. Marriner, W6BLZ, 528 Colima St., La Jolla, Calif.

FOR Sale: Heathkit GDO in excell. condx, complete, \$15.00, ant. rotor sturdy will hold any hm w/control box, less indicator, \$15.00. Talamian, W2UJQ, 108 Westminster St., Hyde Park 36, Mass.

SELL converted Meissner 150-B 300 watt, ten thru eighty meters, AM/FM phone/c.w. xmitter. New modulation xformer, xtal mike, etc. With Model EX Signal Shifter, all coils, tubes and spare 813, 811 complete, \$195.00. Charles Walcott, W1SYV, 81 Sparks St., Cambridge 38, Mass.

WILL trade for Johnson Viking or sell for cash. Kay Electric Co. Mega-Sweep, Jr. In new condition. Sweeps up to 1000 megacycles and will give sweep widths up to 30 megacycles. George C. Boles, 315 51st St., Brooklyn 20, N. Y.

SELL: One Sky Buddy, \$19R, in excellent condition, \$30.00. Glenn F. Markley, W8VLB, R.F.D. #4, Mansfield, Ohio.

WANTED: Complete file of QST, January 1946 to October 1953. Must be complete and in perfect condition. W5QMI, 3518 Hidalgo, Dallas 20, Texas.

FOR Sale: Stancor 60N transmitter. All coils, tubes; operating condition. Best offer over \$35.00. Express collect. W2QNI, Lindstrom, 86 Steele Ave., S. 1., n. N. Y.

TOP cash for your HQ-129X. Electronic Labs, 2444 "D", Lincoln, Nebraska.

MOBILEERS! CD Meal New PE-101C Dynamotor converts easily to mobile supply unit: output (with 6VDC input): 160V at 110 Ma, plus 300 at 90 Ma. Output (with 12 VDC input): 610V at 150 Ma plus 325V at 125 Ma. Brand new PE-101 C, complete with conversion data: \$3.75. Send money order or check. Pay shipping charges on delivery. "Communications", 131 Liberty St., New York 7, N. Y.

TRADE: Two Eimac 50T's, new, unused (max. output 250 watts each) for one R.F. milliammeter (about 100 mills) or one each D.C. 100 and 200 mills. Make an offer. M. Tanenbaum, W2AQ, 1535 East 8th St., Brooklyn 30, N. Y.

RECORDINGHAMs: Join world-wide tape club. Swap tapes and make friends everywhere. Details free. P.O. Box 1404-b, San Francisco, Calif.

CAUTION! Before you act, send for our list of good used items. Antenna, Inc., Box 149, Wakefield, R. I.

SELL: HT-9 xmitter, 130W fone, 150W c.w. Coils: 20, 40, 80. In excellent condition. Make reasonable offer, Cash and carry deal. D'Onofrio, 1537 Central Ave., Yonkers, N. Y.

FOR Sale: Harvey-Wells TBS50-C Bandmaster Senior with APS 50 power supply, in excellent condition. Will sell both for \$125.00. Arthur K. Rauch, W4CAZ, c/o MARS Radio Station, K4WAR, Camp Gordon, Ga.

WANT: AN/ARC-1's, AN/ARC-3's, BC-610E's and components. Write to B. Spivey, 7013 Rolling Road, Chevy Chase, Md.

WANTED: Used receiver, good condition, for East African ham. SX-71, NC-173, NC-183, NC-125, S-76, NC-240-2 or RME-45. George Brown, W8YET, 7001 Bancroft St., Toledo, Ohio.

SELL or trade: BC-610 transmitter (HT-4B), \$325; 32V-3, \$695; #21A tape printer, \$49.00; 7-B tape transmitter, \$25.00; #12 Page printer, \$60.00; 75A-1 with speaker, \$260.00; LM frequency meter, \$65.00. Write for price list to be sent by Air Mail. Ed. Frierson, excelent, Tom Howard, W1AFN, 46 Mt. Vernon St., Boston 8, Mass. Richmond 2-0916.

BARGAINS: MD-7/ARC-5 modulators, \$5.95; RT-19/ARC-4 transceivers (2 meters) with xtas, \$39.50; 1-30 throat mikes, 69¢; screen mod. xformer BC456, 95¢; ARC-5 plugs, \$5842, 35¢; #1577, 65¢; PL-154, 70¢; PL154A, 70¢; #7027, 45¢; #7025, 45¢; PL 152, 65¢; C-30/ARC-5 control boxes, \$1.65; BC 453-C compass, used, excelent, \$32.50. Circuit breaker: 500 Ma at 1000 UDC, \$2.25; 10 Ma. insulated for 5000 V., \$1.95. Many other items. Send M.O. or check. Shipping charges C.O.D. World Wide, 88 Cortland St., New York 7, N. Y.

SUPREME AF100 transmitter, 150 watts on 8010 meters. TVI proof, VFO, spare final tube, and in top condition, \$200. With complete information on changes, also Hallicrafters SX71 receiver, \$160.00. In top condition. David Donath, W6JPM, P.O. Box 161, Hallbrook, Calif.

WANTED: AN/ART-13 transmitter and/or parts. Robert Wegelin, 410 Cedar Street, NW, Washington, D. C.

NEED: BC-348 radio receiver. Hoffman, 1406 G Street, N.W., Washington, D. C.

REGULAR or Jumbo aluminum call signs, day or night reflecting letters. Overnight service. \$1.50. J. Whitley, W2LPG, 133 Alradale Ave., Long Branch, N. J.

SALE: QST Dec. 1930 to present, almost solid run. Best offer. A. Denison, Box 122, Rockville, Conn.

I full KW transmitter. Pp 4-250A, complete with speech, modulator and power supplies. All you need is the antenna. TVIproofed, 32V2 used for exciter and standby 100 watt transmitter. Price: \$1250.00. C. Jones, W9LH, 606 E. 8th St., Alton, Ill.

FOR Sale: Lampkin 105 frequency meter. Excellent condition, \$100. Walter N. McPherson, W8ZKF, 551 S. River St., Newcomerstown, Ohio.

REAL Bargains! New and reconditioned Collins, Hallicrafters, National, Hammarlund, Johnson, Eimac, Gonset, Babcock, Morrow, Harvey-Wells, RME, Millen, Lysox, others. Reconditioned S38, \$29.00; S38C, \$35.00; S40A, \$69.00; S40B, \$79.00; S27, \$79.00; S76, \$129.00; NC125, \$129.00; NC173, \$149.00; NC183, \$199.00; NC183D, \$299.00; VHF152A, \$49.00; Meissner, bandswitching VFO, HQ129X, SX71, SX24, SX25, SX71, HRO50T1, HRO60, HRO 50, 32V2, 32V3, HT9, Viking, many other items. Shipped on approval. Terms: Write for our free list. Henry Radio, Butler, Mo.

BARGAINS: Extra Special: Motorola P-69-12 mobile receivers, \$19.50; 32V1, \$395.00; Globe King, \$299.00; HT-9, \$199.00; Supreme AF100 or Temco 75GA, \$225.00; HRO-50, \$275.00; 75A1, \$250.00; SX-71, \$169.00; S-76, \$149.00; SX-42, \$189.00; SX-43, \$129.00; HRO Senior, \$99.00; RME-2-11, \$99.50; RME-45, \$99.00; EX Shifter, \$69.00; S-40A, \$75.00; SX-16, \$69.50; VHF-152, \$49.00; HF 10-20, \$59.00; Globe Trotter, \$69.50; MB611 Mobile Transmitters, \$14.95; 90800 exciter, \$22.50; DM-36-10 meter verter, \$19.50; XE-10, \$14.95; Gonset 10-11 converter, \$14.95; and many others. We need used receivers; we give highest allowances for S-20R, S-40A, B; NC-57, NC-100, NC-125; SX-24; SX-25; HQ-129X and similar receivers. Free trial. Terms financed by Leo, W6GFO. Write for catalog and best deal to World Radio Laboratories, Inc., Council Bluffs, Iowa.

SELL: Instructograph (for radio or Morse), manual, 10 Morse records, \$15.00. Johnson 500 watt coils, links, 100ED30 condenser, Millen 12515 condenser, prices upon application. Ross Moorhead, Route One, Findlay, Ohio.

FOR Sale: Raytheon plate transformer 735 volts at 1200 mills or use bridge rectifier for 1470 volts at 600 mills, \$17.50. WITJK, La Har, 105 Cervical Ave., Keosauqua, Conn.

WANTED: Base station, two mobile units to work industrial facility, surplus converted okay if quantity job and pass FCC. O. E. Sallee, Clover Hill Lab, Lyon, Miss.

QSLs! QSLs! Wide variety! High quality! Fast delivery! Samples, 10¢. Tooker Press, Box 1, Lakehurst, N. J.

VIKING owners! Are you interested in remote control with push-to-talk and receiver quieting circuit? We can do this for you; send for special bulletin. We can also incorporate above features in new orders for Viking II wired and tested. We can also supply these transmitters with a 4D32 final, or modify yours; write for details to Carl, W1BFT, Evans Radio, Concord, N. H.

HALLICRAFTERS 340B, \$75, Heathkit 0-7 scope, \$35.00; Columbus Electronics HPC101 10-meter converter, \$25.00; RCA M1784 10-meter mobile transmitter, \$20.00; ARC-5 transmitter 75 meters converted for mobile use, 6B06 6N1 6N7 modulator 12AU7 speech amplifier, \$20.00. Joseph Hargrove, 101 Mashnee Village, Buzzards Bay, Mass.

SELL: VHF 152H, \$50.00; 4D32, \$12.00, both guaranteed. Roy Sawdey, Harper Road, Solon, Ohio.

MAKE offer on '53 HQ129X. Cost \$239.00. In excellent condition. W4YRF, 731 West Jordan, Pensacola, Fla.

WANTED: Good TVI-proof plate modulated xmitter, 100 watts with power supply, give description and price in first letter. William L. Casteel, W8LTO, Terra Alta, W. Va.

10, 15 and 20 meter beams, aluminum tubing, etc. Perforated aluminum sheet for shielding. Radcliff's, 1720 North Countyline St., Fostoria, Ohio.

"DX Log of Awards", the information you have been looking for. Contains the official rules for more than 30 awards with check lists to record your progress. DXCC covers nine pages alone on 8 1/2 x 11 pages. Only one non-DX award, WAS. Contains also postal data, countries cross-index, list of banned countries and other valuable information. The prepaid price to any country only one dollar, U. S. funds. Write for price list to be sent by Air Mail. Ed. Frierson, W4RKJ, Hobby Publishing Co., Easley, S. C.

QSLs. Samples free. Albertson, W4HUD, Box 322, High Point, N. C. NC 46 receiver, completely serviced and aligned, with speaker, \$60.00. Leo Liebl, Medford, Wis.

FOR Sale: Meck T-60 in perfect condition, with coils for 75 and 10, \$75.00. F.o.b. Sandown, Texas. Clark, WSUWQ, Box 186.

COMPLETE Station: transmitter on casters, final pushpull 813's, mod. 100THs, VFO REC, BC348Q, Co-ax, ant., spares, plenty of extras. Everything goes. Best offer. List from S. H. Pearsall, Spring-valley Road, Donelson, Tenn.

300 watt 813 final phone and c.w. 80-40-20 completely band-switching with silent VFO and broadband doublers enclosed in 19 in. cabinet, completely self-contained for table-top operation with only three variable controls. Best offer over \$200.00; also 2000 volt Kw power supply with two 1-amp. chokes and 8µd filter in 6 ft. telephone-type rack with plenty of space above for high powered final on dolly; \$100 or best offer. Pick up at 65 Emerson Ave., Pittsfield, Mass. Clayton C. Gordon, WIHRC.

NOVICE Station, complete, commercial receiver transmitter, low pass filter, 50 watts, 40-80, \$100.00. W2AEV, 14 Carol Road, Bethpage, L. I., N. Y.

HAMMARLUND Super Pro with 12 speaker & power supply, in gud condx, \$125.00; new power supply for Super Pro, \$20.00; Sky Champion w/squelch, good shape, \$50.00; S-38-W Hallicrafters, good shape, \$22.50; New VHF-152-A, \$50.00; H-F-10-20, as new, \$40.00; 2500 mtr. 1500 mill. power transformer, \$15.00; 5-30411, \$4.00 each; 3-041T, Johnson sockets, \$3.00 for all; 1 pair Johnston N-cond, 125, pair \$4.00; 1 pair Johnston N-cond, 250, pair \$4.00; 2-BC-683-B receivers, 12vdc-110vdc, 27 to 39 meg, F.M., 2-684 xmitters; 1-12vdc 1-110 VAC rec., \$15.00; trans, \$15.00 each, all in gud condx. M. Chambliss, W5PAR, Box 1648, McAllen, Texas.

UTC 5v fil. transformer 22 amps 5000 wv \$4.00; fil transformer 7.5 ct 15 amp; UTC power transformer 3500-3000-3500-0 c.t. \$50.00; 1 amp; E-375, 7 tuning units, Dynamotor, tubes, cables and plugs ant. tuning unit, modular, 100 ohm, 200 ohm, 300 watt multi-imped. c.t., pri. 3500, 4700, 6000, 7000 ohm, \$25.00; modulation transformer 175 watt, pri. 6900, 2 T2405 or 811s sec. 2850-4500-6000, \$6.00; Par-Metal cabinet with a.c. boxes, 72" panel space rack mounts, doors, \$38.00. All F.o.b. Louisville, Ky. Chokes, condensers and other parts written for complete list: Milt. Berman, W4URG, 1809 Hartman Ave., Louisville, Ky.

QSL-SWLS. Bartnoski, W1VHD, Box 617, Houlton, Maine.

COLLINS 30K complete, \$995.00; BC-223, \$40, seismys G-E, \$25, pair. Micro ampere meter, \$5.00. F.o.b. Dunbar, N. H., WITHM.

SELL: One BC459, brand new, \$17.00; one AC459 VFO with PM and built-in power supply, \$30.00; BC455-B, \$10.00; BC522, receiver, \$10.00 and transmitter, \$20.00; Mark II tank radio, \$35.00. Very little conversion done to Mark II or BC522. J. Noebaum, W9BJP, 2540 W. Gunnison St., Chicago 25, Ill.

WANTED: Cabinet for Super Pro (BC-1004-C) receiver, 10 1/2" high, 19" wide and 15 1/2" deep. Also will trade Meissner 9-1090 shift switch and FMX phase modulator for RME VHF-152A or for 10 A-D converter. S. Kokas, 1 Acorn St., Lynn, Mass.

UNFORESEEN emergency arose. All new gear for sale. Johnson-Viking II transmitter with 100 ohm antenna, tubes, cables and HQ-140-X receiver with speaker. Buyer pays shipping costs. Joseph R. Lebo, W2OEU, 145 West 88th Street, New York 24, N. Y.

RECEIVER SX71, new, never been used, \$200.00. Robert C. Dunham, W3ARR, Tudor Lane, R.D. #2, Morrisville, Penna.

EIMAC 4-1000-A, brand new, \$50.00. F. Merry, W2DSU, E. Greenbush, N. Y.

PLANNING SSB? New (surplus) crystals type FT-241-A, 2 and 3 digit channels, matched sets for any published circuit, \$1.00 per crystal postpaid. Special service available for Weaver-Brown (Aug. '51 QST) lattice set; 3 crystals custom worked to 15 cps or better, \$20.00 the set postpaid. Calif. buyers add tax. Orco Products, Box 51, Downey, Calif.

USED Western Electric 2-B rectifier, 220 volt, three phase, 60 cycle, good electrical condition; secondaries: -200 volt bias; two high voltages, 1000-1150 DC, 2500-2900 DC, at 600 Ma. each; 10 volt AC at 31.5 amperes, conservative Western Electric ratings. Bias and high voltages separately fused and metered. Uses seven 249B or 806A rectifiers. Less tubes, Wt. 665 lbs. Size 32" x 21" x 22". All inquiries answered. Right person to reject offers. Best offer over \$225.00 takes. Make offers F.O.B. Little Rock, Arkansas. W. Charles Webster, W5WEP, 21 Shannon Drive, Little Rock, Arkansas.

QSLs. High quality, samples 10¢. Dortch, W4DDF, Jocelyn Hollow Rd., Nashville, Tenn.

SUPER PRO BC779, 5.5-20 mc; Gonset J/30; Stancor 10P xmmitter; reasonable, cash or trade. Cannot ship. W2CE, Roosevelt, L. I., N. Y.

WANTED: New PE-103 Dynamotor, Philadelphia area preferred. Joseph Hauss, 2858 N. Fairhill St., Philadelphia 33, Penna.

VIKING II, wired model, Johnson VFO, Baluna, \$300. WBDXR, 1511 Woodview, Hamilton, Ohio.

TRADE or sell: BC221AK, \$75.00; Philco tube tester, #7050 \$30; Heathkit 5" scope, \$25.00; A.E.I. Signal Generator, #A200 \$20; Echophone EC3 receiver with matching speaker, \$35.00. Want 576 receiver or other. Frank Reda, WN3WQZ, 6350 Leonard, Philadelphia 49, Penna.

FOR Sale: 40 mtr. K.W. 6 ft. enclosed Par-Metal cabinet, VFX680 exciter and driver, 2 250A's fil. spare 4-250A. Separate power supplies, \$300.00. John Stass, W1BNV, 12 Seminary, Middlebury, Vermont.

FOR Sale: ART-13, not modified, perfect condition, \$175.00; BC-224B converted to 110 V.A.C. \$65.00; BC-348Q 110 V.A.C., very hot rec'vr, \$75.00; BC-459A, \$10.00, 2 BC-645A's, brand new, \$25.00 for the pair, RME VHF-152A gud condx, \$45.00; RME HF-10-20, like new, \$45.00; Milen K-9A, \$15.00; National Co. 175 scope, \$10.00, with rack and ship. Wayne Phelps, W5OQK, 26 N. Wynden Drive, Houston 19, Texas.

CODE Slow? Webster-Chicago model 178 wire recorder w/1 hour spool, 5 to 15 wpm, \$50.00. National F.B-7 receiver with general coverage coils, 4 to 21 Mc and separate bandspread coils for 80, 40 & 20 m; spreads each band over entire dial, very selective, \$50. Howard model 430 receiver .55 to 30 Mc, \$10. Modulator w/power supply, 6S17, 6J5, 6L6, PP w tubes, \$10. L. See, W4WED, 1115 Alleghany Rd., N.A.S., Jacksonville, Fla.

HIVA, OMI If I were going to buy a new receiver, I'd see Uncle Dave, W2APF, at Port Orange Radio Distributing Co., Albany, N. Y.

FOR Sale: Eldico xmmitter and Howard receiver, model 460 \$75.00. B. Parli Jr, Box 1005, Onset, Mass.

WANTED: ART-13 or parts, also fixed frequency receiver mobile or A.C. Must be on or close to 10 meters. Please give price and condition. W9NAT, 617 Monroe, Evansville, Ind.

MEMBERSHIP-Plus-Safety with "Ray-Diant" Scotchlite Bumper signs: "Member A.R.R.L." or "Member I.A.R.U." \$1.00 postpaid. Special discounts to clubs for one of these or their own signs. Details on request. Wilton Printing Service, Wilton, Maine.

YOUR Photo on Stamps; stuck onto your QSLs. Send any size photo or negative (returned unopened). Sheet of 100 glossy photographs, heretofore, gummed backs, stamp size, \$1.50; double size, \$3.00. W5MFP, Langevin, P. O. Box 4624, Los Angeles 24, Calif.

FOR Sale: 15 watt 2-meter Motorola transmitter complete with tubes and dual 400V, 150 mill vibrator supply, 6V, input less xtal, \$50. each. W5DOA, RFD #1, Box 319, St. Louis 24, Mo.

QSLs. We've printed a million for hams all over the world. VVS Print, 1704 Hale Ave., Ft. Wayne 6, Ind.

WANTED: BC-348-R, BC-342, BC-312, APN-9, BC-610-E, BC-610-B, BC-323, BC-614-E, Collins 32V-2, 32V-1, 75A-1, 310T, ART-13, DY-17, CU-25, CU-32, BC-221, LM, TCS, GN-58, Teletype, AR-88, manuals. Will take any electronic equipment in trade for new amateur equipment. Alltronics, Box 19, Boston 1, Mass. (Richmond 2-0048, 2-0916).

NC-57, new condx, SX-25 and spkr, very gud shape, Galvin RM 29A Bud Codemaster \$8.00, Ford Model T generator with base & pulley \$10.00; Policalarm 30-50 Mc. radio, \$25.00. L. Blum, 2661 Dibble Ave., Columbus 4, Ohio.

BEST offer takes complete mobile station. Eilmac, PE 103, Morrow converter, antenna. Also, Presto K7 recorder \$125.00 (New model costs \$350.00). NRI course, \$10.00. Box 382, Main P.O., Newark, N. J.

RECEIVERS BC455E, 3-GMC, \$7.50; BC455B, 6-9MC, \$7.50; FT220 rack with plugs, \$2.75; FT226 rack with plugs, \$2.25; Astatic T3 mike, new condx, \$8.00; UTC S21 110 watt Universal modulation transformer, \$9.50; UTC 957 2.5V 10A 10000V test filament transformer, \$2.75; 190A signal generator, \$4.75; new F15U filter, \$2.50; new 803A tubes, \$2.50. All F.o.b. North Plainfield, N. J. Joe Harms, 225 Maple Ave.

SELL: RME converter 152A brand new, out of its carton less than 5 hours. \$70.00. James Hartshorne, W2RKG, 502 Veterans Place, Ithaca, N. Y.

VIKING II, used very little, with original manuals, \$250. Sonar VFO, \$20.00; D-104 mike, \$10.00; SX-71, \$145.00; all above equipment like new in appearance and performance, is only a few months old and has been used very little. I will deliver within 200 miles of Atlanta. Jack D. Patterson, W4YUC, 573 West St., S.E., Atlanta, Ga.

FOR Sale: Collins 32V1, Hallicrafters SX71 and R42, spare 4D32, \$500. Will split. W7RAG, 409 Hartford, Richland, Wash.

TOWER, 85 foot triangular, guyed, galvanized steel, 20 ft. sections, excellent condition. Best offer over \$125.00. J. Hulme Woodward, W2TUD, New Egypt, N. J.

SELL HQ-129X receiver, has had very limited use and is in perfect condition, \$140.00. W. W. Barkdoll, Box 739, Rt. 4, Kenosha, Wisconsin.

TRADE: KW transmitter for late model TV receiver. Oscar Floy, Thornton, Iowa.

RECEIVERS: NC-125, with speaker, \$139.50; NC-100A, modernized, \$69.50; Scott RCH, \$119.50; K-42 speaker, \$17.50; 813 tube, not JAN, \$9.75; Price antenna relay, 300-ohm, 110 A.C., \$7.50. Shipping charges additional. J. T. Maloney, W2BE, 33-63 154th St., Flushing, L. I., N. Y.

COLLINS 32V1, spare final tube, \$350.00. Collins 75A2 with calibrator and speaker, \$325.00. Eilmac PMR6 mobile receiver with 6V power supply, \$120.00. Morrow 3BR \$35.00. All excellent with instruction manuals. Jones MicroMatch, \$20.00. PE-103 \$20.00. Frank Shopen, 4466 Bedford, Omaha, Nebr.

FOR Sale: Brand new NC-125, in original carton, \$160.00, Robert Champlin, Jr., K2BKX, 131 Bryant Ave., Springfield, N. J.

FOR Sale: S40 receiver, \$45.00; S53A receiver, like new, \$59.00; BC459A with regulation and power supply, \$25.00; express collect. Henry Mohr, W5NCX, 1005 Wyoming St., Allentown, Penna.

LM-18 power supply for sale, best offer. For LM4-18 frequency meters, excellent, used condition with mount, input output plugs and cables. Want RAK-7, W4TBE, Stewart, 26 West Spring, Alexandria, Va.

FOR Sale: 52 issues "Cleveland Institute of Radio Electronics" communications course part 1 & 2 to obtain first class commercial phone license. \$22.50. J. R. Driver (W4ZRS), 6419 Fitzhugh Ave., Richmond, Va.

FOR Sale: Complete 300 watt c.w. transmitter 813 final, partially TVI-proofed, schematic in 1952 Handbook. Separate low and high voltage power supplies, rack mounted 72 in. open relay rack, price, \$150.00. RME45 receiver Cal-O-Matic dial in good condition, complete with speaker, cabinet, \$100; PE100A 6V dynamotor power unit \$15.00; BC638A frequency meter and signal calibrator, part of BC639A receiver equipment, \$25.00. W4TGE, 1001 Knollwood St., Winston-Salem, N. C.

ANNOUNCING New Hayes Antenna System for 20 meters. Small, compact, rigid construction, low cost. Information on request. Arrow Industries, 143 N. Main St., Oakland, Iowa.

XMAS gift. Call letters and name painted on a necktie, \$3.00. Satisfaction guaranteed. 2-week delivery. State 2 choices of tie and paint color. Youngs, W5UZA/2, P. O. Box 266, Cedar Knolls, N. J.

Designed for



Application



90651

The No. 90651 GRID DIP METER

The No. 90651 MILLEN GRID DIP METER is compact and completely self contained. The AC power supply is of the "transformer" type. The drum dial has seven calibrated uniform length scales from 1.5 MC to 300 MC plus an arbitrary scale for use with the 4 additional inductors available to extend the range to 220 kc. Internal terminal strip permits battery operation for antenna measurement.

JAMES MILLEN MFG. CO., INC.

MAIN OFFICE AND FACTORY
MALDEN
MASSACHUSETTS



Index of Advertisers

Akers Co., Dallas C.	124
Allied Radio Corporation	155
American Electronics Co.	126
American Lava Corporation	111
American Phenolic Corp.	104
American Radio Relay League, Inc.	
ARRL Membership	128
QST Binders	147
ARRL Publications	4, 5
Emblem	149
Arrow Electronics, Inc.	139
Ashe Radio Co., Walter	121
Babcock Radio Engineering, Inc.	138
Barker & Williamson, Inc.	132
Belden Manufacturing Co.	101
Bird Electronic Corporation	143
Bliley Electric Company	109
Boulevard Electronics, Inc.	143
Brush Electronics Company	92
Bud Radio, Inc.	105
Burstein-Applebee Co.	149
Candler System Company	143
Capitol Radio Engineering Inst.	147
Centralab	103
Central Electronics, Inc.	141
C & G Radio Supply Co.	126
Chicago Standard Transformer Corp.	94
Collins Radio Company	2
Communications Company, Inc.	145
Concord Radio	116
Dale Electronic Distributors	106
Dow-Key Co., Inc.	134
Drake Company, The R. L.	112
Eitel-McCullough, Inc.	89, 122
Engineering Associates	143
Equipment Crafters, Inc., The	144
Evans Radio	147
Fort Orange Radio Distrib. Co., Inc.	123
Freed Transformer Co., Inc.	145
Gardiner & Company	122
General Electric Company	1
Gonset Company, The	98
Gotham Hobby Corporation	95
Hallcrafters Co.	8, 9, 10, 11, 12, 13
Hammarlund Manufacturing Co., Inc.	84, 85
Harrison Radio Corporation	119
Harvey Radio Co., Inc.	115, 129
Harvey-Wells Electronics, Inc.	88
Heath Company, The	97
Henry Radio Stores	117
Hudson Radio & Telev. Corp.	102
Hughes Research & Dev. Labs.	100
Hy-Lite Antennae, Inc.	120
Institute of Radio Engineers	131
Instructor Co.	128
International Resistance Co.	96
Johnson Co., E. F.	80, 81
Katolight Corporation	148
Knights Co., The James	87
Lafayette Radio	135
Lampkin Laboratories, Inc.	124
Letting Radio Mfg. Co.	136
Mallory & Co., P. R.	91
Mass. Radio & Telegraph School	145
Master Mechanic Mfg. Co.	148
Master Mobile Mounts	118
Merit Transformer Corporation	114
Metal Textile Corporation	140
Millen Mfg. Co., Inc., The James	154
Morrow Radio Mfg. Co.	107
Motorola C & E, Inc.	134
National Co., Inc.	Cov. III, 79, 150
Newark Electric Co.	137
Ohmite Manufacturing Co.	113
Petersen Radio Company	7
Pioneer Tool Company	138
Port Arthur College	147
Precision Apparatus Co., Inc.	90
Premax Products Company	136
Radio Corporation of America	Cov. IV, 99
Radio Manufacturing Engineers	82, 83
Radio Shack Corporation	127
Raytheon Manufacturing Co.	86
RCA Institutes, Inc.	149
Rider Publisher, Inc., John F.	148
Sonar Radio Corporation	93
Steinberg's, Inc.	125
Summit Electronic Labs, Inc.	142
Sun Parts Distributors, Ltd.	142
S & W Electronics	149
Tele-Vue Tower, Inc.	149
Terminal Radio Corporation	110
Triad Transformer Manufacturing Co.	108
Turner Company, The	141
United Catalog Publishers, Inc.	144
United Transformer Company	Cov. II
Valparaiso Technical Institute	146
Vesto Co., Inc.	132
Vibroplex Co., The	146
Wilmington Elec. Specialty Co., Inc.	145
Wind Turbine Co.	140
World Radio Laboratories, Inc.	133

in stock at

ALLIED

hallicrafters

great new **SX-88**

Dual-Conversion Receiver

Outstanding achievement in receiver design. Features: two RF stages, double-conversion, super-sharp 50 kc second IF, crystal-controlled second-conversion oscillators, precision gear-drive turning. Covers 535 kc to 33.3 mc in 6 ranges; electrical bandspread calibrated for 160, 80.75, 40, 20, 15 and 11-10 meter bands. For AM phone, single side-band phone, and CW. Includes three 50 kc IF amplifiers with 8 tuned circuits; selectivity variable from 10 kc to 250 cps at 6 db down, in 6 steps; built-in crystal calibrator; two BFO positions; buffer between BFO and 2nd det.; amplified and delayed AVC; "S" meter; head-phone jack; 10-watt push-pull audio output; for 3.2, 8, or 500-600 ohm speakers; socket for external power supply, etc. Includes the finest professional communications features. All-steel cabinet, 10 $\frac{3}{8}$ x 20 x 18 $\frac{1}{4}$ " deep. Shpg. wt., 85 lbs.

98 SX 715. Net. \$499.95



we stock ALL Hallicrafters Models


- S-53A Communications Receiver... \$99.95
- S-40B Communications Receiver... 129.95
- S-77A Communications Receiver... 129.95
- S-76 Communications Receiver... 199.95
- S-72A 4 Band Portable Receiver... 109.95
- S-72L Portable with Long Wave Band..... 119.95
- SX-73 Communications Receiver... 975.00
- SX-62 All-Wave Receiver..... 349.95
- SX-71 Dual IF Receiver..... 249.95
- S-38C Low-Cost Receiver..... 59.95
- HT-20 Phone-CW Transmitter.... 449.50
- S-81 "Civic Patrol" Receiver (153-173 mc)..... 59.95
- S-82 "Civic Patrol" Receiver (30-50 mc)..... 59.95
- R-46 Matching Speaker for Hallicrafters Receivers, SX-62, SX-88, SX-71, SX-73, S-76, etc..... 24.95



ultra-modern facilities to serve you best

FREE 268-Page Buying Guide

Make your selections from the world's most complete stocks of Amateur gear and electronic supplies. You'll find everything you need—all the latest equipment—in the new 1954 ALLIED Buying Guide. If you haven't a copy, write for it today.



ALLIED RADIO CORP., Dept. 15-M-3
100 N. Western Ave., Chicago 80, Ill.

Send FREE 1954 ALLIED Catalog
Ship Hallicrafters Model.....

\$.....encl. Full Pay. Down Pay.

Name.....

Address.....

City.....Zone....State.....

ALLIED RADIO

Everything for the Amateur

★ QST ★

Index to Volume XXXVII—1953

ANTENNAS — GENERAL

Antenna Coupler Helps the Receiver, Too, The (Glauber)	47, Apr.
Antenna Grounding System (H & K)	62, Mar.
Automatic Multiband Mobile Antennas and Mobile Antenna Characteristics (Pichitino)	11, June
Build Your Own Steel Tower (Sheehan)	41, June
Coaxial Antenna for Ten Meters, A (Neben)	40, Nov.
Combining the Antenna Coupler and Low-Pass Filter (Grammer)	17, Mar.
"DQW Antenna for Mobile QSY, The (Hare)	39, Oct.
Folded and Loaded Antennas (Wrigley)	21, Apr.
Ham-Band Transmitting Loops (Technical Topics)	45, June
Ham-Band Transmitting Loops, Re (Technical Topics)	52, Oct.
"Hot-Rod" Mobile Antenna, The (Dinsmore)	18, Sept.
Improving the 14-Mc. Pattern of 7-Mc. Zepps (H & K)	58, Feb.
Let's Keep It Simple — Adjusting the Novice Antenna (Rowe)	40, Sept.
Lightweight "Guy Wires" (H & K)	50, Sept.
Metal Beams as Radials for Ground-Plane Antennas (H & K)	51, Nov.
Mobile-Antenna Mounting Hints (H & K)	74, May
Multi-Impedance Dipoles (Avery)	42, May
Neon-Sign Transformer Used as Mount for Vertical Antenna (H & K)	50, Aug.
"Plain Ground-Plane" Antenna, The (McCallum)	36, Aug.
Poor Man's DX-Getter (Spight)	38, Mar.
Feed-back	132, June
QSYing the 75-Meter Mobile Antenna (Varnedoe)	26, July
Remote Mobile-Antenna Resonating (Picken and Wambganss)	34, Dec.
Short Antennas for Mobile Operation (Belrose)	30, Sept.
Simple Frequency Adjustment of Master Mount Antennas (H & K)	58, Feb.
Simple Ground-Plane Antenna for 28 Mc. (H & K)	48, July
Six Vertical Elements on 21 Mc. (Riggs)	36, May
Soldering Feeders to the Antenna (H & K)	40, June
So-o-o Big!	25, Dec.
Switchable Multiband Ground-Plane Antenna, A (Merry)	44, Oct.
Using Blown Industrial Fuses as Loading-Coil Forms (H & K)	71, Apr.
80- and 40-Meter Antenna System for the Novice, A (McCoy)	29, Feb.

ANTENNAS — TRANSMISSION LINES

Feeder-Spreader Hints (H & K)	71, Apr.
Multiband Antenna Coupler, The (Thompson)	40, Aug.
Practical Adjustment of the Gamma Match (Davis)	32, Feb.
"Q"-Section Transformers (Wrigley)	32, Mar.
Rainproof Shield for Transmission-Line Connectors (H & K)	50, Aug.

AUDIO-FREQUENCY EQUIPMENT & DESIGN

Automatic 'Scope Monitoring of Transmission and Reception	19, Oct.
Class AB ₁ Modulator for the Small Transmitter (Grammer)	19, May
Easily-Built Frequency Meter for the Audio Range (Taylor and Bredemeier)	46, Oct.
Filter Building Made Easy (Hansen)	32, Dec.
QRM Rejection the Simple Way (McCoy)	22, June
Simplest Modulator, The (Gardner)	15, Sept.
Simplified Voice Control with a Loudspeaker (Hunter)	18, Oct.
220-Mc. Station for the Beginner, A (Tilton and Southworth) — Part III	39, Dec.

CIVIL DEFENSE

Auto-Alarm Unit for "Conelrad," An (Lindsey)	17, Sept.
C. D. Committee Report (Seymour)	60, July
Conelrad for Amateurs (editorial)	9, Apr.
Hand-Carried Portable Rig for 220 Mc. (Wolfskill)	45, May

"Here's How!" — Detroit	38, Jan.
Multiband Circuit for the Emergency-Powered Rig, A (Reddie)	27, Sept.
Radio Amateur Civil Emergency Service, The — Part I	50, Mar.
Part II	59, Apr.
Part III	60, May
Simulated Emergency Test of 1952 (Hart)	62, Apr.
Structural Details of the Detroit C.D. Portables (Undy and Gardella)	16, Feb.
Transistor M.C.W. Adapter, A (Braun)	51, Sept.

COMMUNICATIONS DEPARTMENT

Affiliated-Club Honor Roll	67, June; 75, Dec.
Affiliated-Club Training Aids	63, July
DX Century Club	70, Dec.
DXCC Notes	70, Mar.; 63, Aug.
Elections	73, Feb.; 81, Apr.; 69, June; 68, Aug.; 74, Oct.; 75, Dec.
Meet the SCMs	67, Mar.; 77, Apr.; 77, Mar.; 67, July; 68, Aug.
Net Directory	70, Nov.
Supplement	67, Jan.; 69, Mar.; 80, May
Rules and Regulations of the Communications Department	74, Apr.
WIAW Operating Schedule	79, May

CONSTRUCTION PRACTICES

Another Inexpensive Source of Shields (H & K)	50, Sept.
Build Your Own Steel Tower (Sheehan)	41, June
Care of Soldering Irons (H & K)	58, Feb.
Center Guide for Pawdog Circle Cutters (H & K)	50, Sept.
Characteristics of Krylon Spray (H & K)	58, Feb.
Fingernail Polish as a Constructional Aid (H & K)	74, May
Homemade Turns Counter (H & K)	51, Nov.
Increased Voltage Rating for Variable Capacitors (H & K)	62, Mar.
Inexpensive High-Capacitance Variable (H & K)	58, Feb.
Insulated Slip Covers for High-Voltage Feed-Through Insulators (H & K)	63, Mar.
Is Your Rig R.F.-Tight? (Schreiber)	29, Aug.
Methods for Compact Construction (Beers)	14, June
Permanent Identification for Components (H & K)	51, Nov.
Polystyrene Mounting Boards (H & K)	58, Feb.
Protection for Resistors During Soldering Operations (H & K)	50, Sept.
Quick-and-Easy Chassis (Thomsen)	44, Aug.
Ripple Finish with Krylon Spray (H & K)	40, June
Simple Lacing Substitute, A (H & K)	58, Feb.
Solder When You Need It (H & K)	71, Apr.
Supporting Formless Coil Windings (H & K)	58, Feb.
Tightening Hard-To-Get-At Nuts (H & K)	50, Sept.
Tin-Can Meter Shield (H & K)	74, May
TVI and the Novice (McCoy)	40, Oct.
Unpainted But Adequate (Paddon)	50, Jan.
Using Copper Brite for Crystal Grinding (H & K)	48, July
Using Emery Paper for Crystal Grinding (H & K)	62, Mar.
Vise Substitute (H & K)	71, Apr.

CONTESTS & OPERATING ACTIVITIES

All-Women's Transcontinental Air-Race Communications Report (Operating News)	64, Sept.
Armed Forces Day	64, May
Results	45, Aug.
CD Party Results	69, Jan.; 81, Apr.; 63, July; 69, Oct.
Connecticut QSO Party	88, Oct.
DX Contest	
Announcing 19th ARRL DX Competition	35, Jan.; 10, Feb.
Preview of C.W. Scores	54, June
Preview of 'Phone Scores	64, May
Results	54, Oct.
Field Day	
1953 Rules	49, June
High Claimed Scores	63, Sept.
1953 Results	48, Dec.
Frequency Measuring Test	69, Feb.; 81, May; 67, Sept.; 73, Dec.

Got Your RCC?	106, Jan.
"I Have Observed All the Rules . . ." (Wood)	48, Nov.
Novice Round-up	73, May;
Ohio QSO Party	92, Apr.
Ontario QSO Contest	118, Apr.
Rocky Mountain Division QSO Party	108, May
Simulated Emergency Test of 1952 (Hart)	62, Apr.
Announcement, 1953	53, Oct.
Sweepstakes	
High Claimed Scores, 1952	69, Feb.
Final Results, 1952	52, May
Announcing 1953	10, Oct.;
Vermont QSO Party	104, Apr.
VE/W Contest	58, Sept.
V.H.F. QSO Party	80, June;
Virginia QSO Party	106, May
VK/ZL DX Contest	55, Sept.
West Virginia QSO Party	102, Apr.
YLRL 13th Anniversary Party Results	53, Mar.
YLRL 14th Anniversary Party	59, Dec.
4th Annual YL-OM Contest	53, Feb.;
5th New Hampshire QSO Party	63, May
6th V.H.F. Sweepstakes (Handy)	51, Jan.
Results	54, Apr.
10-Meter WAS Contest	64, Apr.;
160-Meter DX Tests	60, Jan.;
1953 Governors-to-President Relay, The	43, Apr.

CONVENTIONS

Delta Division Convention	10, June
Eastern Canada Convention	39, Sept.
Midwest Division Convention	39, Sept.
National Convention, Seventh ARRL	46, Apr.;
New Hampshire State Convention	21, May
New York State Convention	39, Sept.
Oregon State	10, May
Rocky Mountain Division Convention	10, June
Southwestern Division Convention	39, Sept.

EDITORIALS

ARRL Elections	12, Aug.
Conslrad for Amateurs	9, Apr.
Death of Class A, The	9, Feb.
Docket 10173	10, Mar.
Field Day	9, June
General Counsel Segal	9, June
Give the Novice a Break	9, Oct.
Helping Hand, A	10, Jan.
How Many Amateurs?	9, Mar.
Let's Get Rolling on 2201	9, Oct.
National Convention, The	9, June
Novices	15, Dec.
Our Common Cause	9, Sept.
QSL Bureaus	11, Aug.
Summer Mobile	9, July
TVI — Color . . . and Strips	9, Nov.
TVI Script	9, July
Wouff Hong, The	9, May
Year In Review, The	9, Jan.

EMERGENCIES & EXPEDITIONS

CE9AA	58, Nov.
Expedition to Brunei (Norton)	40, Feb.
Operation Snowbound (Operating News)	70, Feb.
Tale of Two Tornadoes, A (Hart)	45, Sept.
Texas Tornadoes (Operating News)	65, Aug.
With the AREC (Operating News)	
Alberta Floods	66, Sept.
California Snowstorm	71, Mar.;
Connecticut Ice Storm	66, June
Cruise of the <i>Miru</i>	71, Mar.
Florida Hurricane	74, Dec.
Iowa Floods	70, Oct.
Iowa Storm	78, May
Madison, Wis., Power Failure	65, July
Maine Floods	67, June
Minnesota Sleet Storm	78, Apr.
Montana Floods	67, Sept.
Mt. Vernon, Ohio, Communications Emergency	65, Aug.;
Nebraska Snowstorm	78, May
New England Forest Fires	67, Sept.

New Mexico Snowstorm	78, May
Ohio Hailstorm	65, Aug.
Ontario Tornado	65, Aug.
Tennessee Forest Fires	70, Feb.
Texas Floods	64, July;
Texas Tornadoes	64, July;
Vermont Snowstorm	70, Mar.
West Virginia Forest Fires	70, Feb.
ZD7A	57, Jan.

FEATURES & FICTION

C.D. Committee Report (Seymour)	60, July
Hams (Cooper, poem)	134, Nov.
"Here's How" — Detroit	38, Jan.
How Christmas Came to S. McSquegg (Newkirk)	61, Dec.
"I Have Observed All the Rules . . ." (Wood)	48, Nov.
Man Who Broke the Bank, The (Montgomery)	58, May
Seafaring Kilowatt, A	31, Aug.
Written in the Stars (Newkirk)	49, Sept.

FOR THE BEGINNER

ABCs of V.H.F. Receiver Design, Some (Tilton)	40, Jan.
Care of Soldering Irons (H & K)	58, Feb.
Crystal-Controlled Converter for 21 Mc. (H & K)	62, Mar.
Four-Band Miniature Phone-C.W. Rig, A (Deane)	26, Aug.
Getting Acquainted with the ARRL Lightning Calculator (Mix)	44, Apr.
Let's Get Rolling on 2201 (editorial)	9, Oct.
Let's Keep It Simple — Adjusting the Novice Antenna (Rowe)	40, Sept.
Let's Listen (McCoy)	43, Mar.
Let's Use Neon Bulbs (McCoy)	22, July
Low-Pressure Modulation Facts (Wright)	15, July
Modifying the Heathkit AR-1 Receiver for Amateur Use (McCoy)	38, May
Novice 35-Watt, A (McCoy)	32, Jan.
Novice 80- and 40-Meter One-Tube Rig (McCoy)	28, Nov.
QRM Rejection the Simple Way (McCoy)	22, June
Quick-and-Easy Chassis (Thomsen)	44, Aug.
Simple Audio Limiter (H & K)	58, Feb.
Simple Keying Monitor (H & K)	62, Mar.
Simple Lacing Substitute, A (H & K)	58, Feb.
Soldering Feeders to the Antenna (H & K)	40, June
Sugar-Coated Single Sideband, More (Blanchard)	31, Oct.
Sweet-Tube C.W. Rig for 3.5 and 7 Mc., A (Chambers)	35, Apr.
TVI and the Novice (McCoy)	40, Oct.
Voltage-Multiplying Circuits (Rumble)	25, Jan.
80- and 40-Meter Antenna System for the Novice, A (McCoy)	29, Feb.
220-Mc. Station for the Beginner, A (Tilton and Southworth) — Part I	11, Oct.
Part II	35, Nov.
Part III	39, Dec.

HAPPENINGS OF THE MONTH

Auto License Plates	49, May
Board Meeting	46, Apr.
Board Meeting Highlights	38, June
Board Meeting Minutes	39, July
Braille Transcriptions	30, Jan.
Calling Frequencies Abandoned — Emergency Rules Amended	38, Feb.
Call-Sign Identification	48, May
Canadians Get 7-Mc. Phone	34, Mar.
Channel-Strip TVI	45, Nov.
Election Notice	48, Aug.;
Election Results	42, Sept.
Elections, Director	30, Jan.
Examination Schedule	44, Nov.
Executive Committee Meetings	31, Jan.;
FCC Proposes Novice, Technician Exams by Mail	38, July;
FCC Public Notice — 21-Mc. TVI	43, Sept.
General Class Exam Changed	45, Nov.
Korea Restriction	48, Oct.
League Files 50-Mc. Requests	48, Aug.
License Figures	39, Feb.
License Matters	34, Mar.
License Plates	48, Oct.
License Processing	39, June;
License Renewals	38, July;
Maer New Director	48, Aug.;
	42, Sept.
	48, May
	48, May
	34, Mar.

Maritime Mobile	38, July; 42, Sept.
Maritime Mobile Filing	49, Oct.
Merit Award to Rand	44, Nov.
Minutes of 1953 Special Board Meeting	39, July
National Convention	16, Apr.
New FCC Chairman	39, June
New Hams at Hq.	45, Nov.
New Southeastern Director	44, Nov.
Novice and F.S.K. Privileges Being Expanded	37, Feb.
Salt Lake City Exam	39, June
Scatter-Sounding Okayed	39, Feb.
Special Call Privileges Retained	38, July
Staff Notes	39, June
W. Tredway Gravely, W4CB	34, Mar.
What Bands Available?	43, Sept.
4th Quarter Exam Schedule	14, Nov.
21-Mc. Privileges Expanded	34, Mar.
40-Meter 'Phone To Be Opened	37, Feb.
75 and 20 'Phone "Class A" Requirements Being Dropped	36, Feb.

HINTS & KINKS

January, page 56	
Tetode Circuit for Clamper Tubes (Hauer)	
Revamping Auto Radios for 160-Meter Mobile (Nazar)	
February, page 58	
Safe Keying of A.C.-D.C. Monitors (Brownlee)	
Simple Audio Limiter (Stewart)	
Improving the 14-Mc. Pattern of 7-Mc. Zepps (Roberts)	
Manual Control of Generator Charging Rate (Beckwith)	
Care of Soldering Irons (Lincoln)	
BC-459A Calibration Crystal for Converter Use (Watson)	
Polystyrene Mounting Boards (Campbell)	
Modified Switching Circuit for the Elmac Transmitter (Grella)	
Inexpensive High-Capacitance Variable (Schultz)	
More About the Monitone (Heller)	
Simple Lacing Substitute (Malvern)	
Simple Frequency Adjustment of Master Mount Antennas (Park)	
Characteristics of Krylon Spray (Johnson)	
Supporting Formless Coil Windings (Petersen)	
High-Voltage Protection in Wavemeter Construction (Sanders)	
March, page 62	
Improved Stability for the Elmac Transmitter (Rose)	
Crystal-Controlled Converter for 21 Mc. (Martia)	
Antenna Grounding System (Brownlee)	
Increased Voltage Rating for Variable Capacitors (Schultz)	
Better Keying for the Converted BC-457 (Slichter)	
Insulated Slip Covers for High-Voltage Feed-Through Insulators (Wood)	
Simple Keying Monitor (Colvin)	
Combination Plate By-Pass and Neutralizing Capacitor (Littlefield)	
Using Emery Paper for Crystal Grinding (Webster)	
April, page 71	
Selenium-Rectifier Audio Limiter (Seeler)	
Using Blown Industrial Fuses as Loading-Coil Forms (Rude)	
Feeder-Spreader Hints (Andrews; Cary)	
Vise Substitute (Graham)	
Solder When You Need It (Bennett)	
May, page 74	
Tin-Can Meter Shield (Shumaker)	
Mobile-Antenna Mounting Hints (Norberg; Resconsin)	
Fingernail Polish as a Constructional Aid (Kocher)	
Relay-Type Crystal-Switching Circuit (Lauder)	
June, page 40	
Soldering Feeders to the Antenna (Devendorf)	
Ripple Finish with Krylon Spray (Weiss)	
Increasing the Sensitivity of Grid-Dip Meter Frequency Measurements (Tobias)	
July, page 48	
Reduced Output from the BC-221A Frequency Meter (Koranye)	
Using Copper Brite for Crystal Grinding (Riesland)	
Simple Ground-Plane Antenna for 28 Mc. (von Trotz)	
Homemade Power Plug for the PE-103 (Thunen)	
August, page 50	
Emergency Continuity Tester (Finger)	
Modification of W5LVD's Break-In System (Althouse)	
Neon-Sign Transformer Used as Mount for Vertical Antenna (Noble)	
Rainproof Shield for Transmission-Line Connectors (Ellis)	
September, page 50	
QTH Finder for Call Book Use (Noyes)	
Another Inexpensive Source of Shields (Geras)	
Tightening Hard-To-Get-At Nuts (Kent)	
Lightweight "Guy Wires" (Hexter)	
Center Guide for Pawood Circle Cutters (Kent)	

Protection for Resistors During Soldering Operations Using WWV Modulation as Audio Test Signal (Geras)	
Reflective-Type Call Signs (Sprink)	
October, page 47	
Control Circuit for Viking-I Transmitters (Carrromo)	
Suppression of Generator Whine (Mullings)	
November, page 51	
Homemade Turns Counter (Cotton)	
Rectifier Tube-Socket Kink (Morley)	
Metal Beams as Radials for Ground-Plane Antennas (Peery)	
Illuminated Call Light (Sherman)	
Permanent Identification for Components (Kent)	
Converting the Gonset Tri-Band to 40 Meters (Lukoff; Holbrook; Hunsicker)	
S-Meter Circuit for Both A.M. and S.S.B. Signals (Cooper)	
Mobile C.W. Reception with Three Components (Lukoff)	
Clamp-Tube Screen-Grid Keyer Circuit (Tonne)	
Another Method of Posting QSL Cards (Van Wickle)	
December, page 57	
Homemade Bug Weight (Stewart)	
C-Bias Supply Using Voltage Regulator Tubes in Parallel (Alexander)	
Negative-Peak Modulation Indicator (Rose)	
Cathode-Follower Isolation Stage (Williams)	
Simple V. T. Keyer Circuit (Mayo)	

IARU NEWS

QSL Bureaus of the World	59, June; 66, Dec.
--------------------------	--------------------

KEYING & CONTROL CIRCUITS

Auto-Alarm Unit for "Conelrad," An (Lindsey)	17, Sept.
Better Keying for the Converted BC-457 (H & K)	62, Mar.
Chirp-Free Break-In Keying (Goodman)	28, Oct.
Clamp-Tube Screen-Grid Keyer Circuit (H & K)	51, Nov.
Control Circuit for Viking-I Transmitters (H & K)	47, Oct.
"De Luxe" Keying Without Relays (Puckett)	20, Sept.
Dot Anticipator for the Electronic Key (Brann)	18, July
Emergency Continuity Tester (H & K)	50, Aug.
F.S.K. System for the Amateur Teletype Station (Bartlett)	23, Aug.
Inexpensive Radioteletype Converter, An (Bernstein)	44, Jan.
Modification of W5LVD's Break-In System (H & K)	50, Aug.
Modified Switching Circuit for the Elmac Transmitter (H & K)	58, Feb.
More About the Monitone (H & K)	58, Feb.
Pulse-Operated Relays for the Ham Transmitter (Ericson)	44, June
Reduced Output from the BC-221A Frequency Meter (H & K)	48, July
Relay-Type Crystal-Switching Circuit (H & K)	74, May
Remote Control with a 420-Mc. Link (Bowles and Dyce)	32, July
Remote Mobile-Antenna Resonating (Pieken and Wambgans)	34, Dec.
Remote Tuning for the High-C VFO (Larky)	36, Sept.
Safe Keying of A.C.-D.C. Monitors (H & K)	58, Feb.
Simple Keying Monitor (H & K)	62, Mar.
Simplified Voice Control with a Loudspeaker (Hunter)	18, Oct.
Suitable Relays for the Ultimate Key	49, Apr.
Transistor M.C.W. Adapter, A (Braun)	51, Sept.
Tube-Keyed Grid-Block Keying (Williams)	16, Nov.
TVG — An Aid to Break-In (Miller and Meichner)	20, Mar.
"Ultimatic" — The Key With a Memory, The (Kaye)	11, Feb.
Using WWV Modulation as Audio Test Signal (H & K)	50, Aug.
Vacuum-Tube Keyer, Another (Bates)	32, May

MEASUREMENTS & TEST EQUIPMENT

Adding a Bandsread Range to the BC-221 Frequency Meter (Dudley)	38, Aug.
Automatic 'Scope Monitoring of Transmission and Reception	19, Oct.
Easily-Built Frequency Meter for the Audio Range (Taylor and Bredemeier)	46, Oct.
Electronic Voltmeter in the Amateur Station, The (Seybold)	28, June
Getting Acquainted with the ARRL Lightning Calculator (Mix)	44, Apr.
Handy Handful, A (Chambers)	29, Mar.
High-Voltage Protection in Wavemeter Construction (H & K)	58, Feb.
Increasing the Sensitivity of Grid-Dip Meter Frequency Measurements (H & K)	40, June
Inexpensive L and C Standards	48, Jan.
Let's Use Neon Bulbs (McCoy)	22, July

One Problem in Choosing Test Leads (Cohen and Helsing)	47, July
Universal-Shunt Milliammeter Design (Price)	43, Feb.

MISCELLANEOUS — GENERAL

Another Method for Posting QSL Cards (H & K)	51, Nov.
Book Reviews	
<i>Conductance Curve Design Book, The</i> — Pullen	123, Sept.
<i>Radiotron Designer's Handbook</i> — Langford-Smith	123, Sept.
Illuminated Call Light (H & K)	51, Nov.
No News Is Bad News	50, May
QTH Finder for Call Book Use (H & K)	50, Sept.

MISCELLANEOUS — TECHNICAL

Amateur Television Camera, An (Keller)	10, Nov.
Color Television and the Amateur (Grammer)	31, Nov.
How To Live Longer (Mix)	18, June
Magnetic Ceramics: Ferrites (Vinal)	44, Feb.
Magnetostriction Devices and Mechanical Filters for Radio Frequencies (Roberts) — Part I	24, June
Part II	28, July
Part III	32, Aug.
Meteor Scatter (Villard and Peterson)	11, Apr.
New Apparatus	58, Dec.
Quick-and-Easy Chassis (Thomsen)	44, Aug.
Transistor Circuitry (Clay)	35, Dec.
Wide-Band Re-Entrant Networks (Fingers)	48, Apr.

MOBILE

Automatic Multiband Mobile Antennas and Mobile Antenna Characteristics (Pichitino)	11, June
Compact R.F. Assembly for 50- and 144-Mc. Mobile (Chambers)	17, Nov.
Converting the Gonset Tri-Band to 40 Meters (H & K)	51, Nov.
De Luxe 5-Band Mobile Transmitter, A (Leland)	17, Dec.
Different Approach to High-Power Mobile, A (Jennings)	28, Apr.
"DQW Antenna for Mobile QSY, The (Hare)	39, Oct.
"Hot-Rod" Mobile Antenna, The (Dinsmore)	18, Sept.
Manual Control of Generator Charging Rate (H & K)	58, Feb.
Mobile-Antenna Mounting Hints (H & K)	74, May
Mobile C.W. Reception with Three Components (H & K)	51, Nov.
One-Tube 75-Meter Mobile Converter, A (Rountree)	36, Mar.
QSYing the 75-Meter Mobile Antenna (Varnedoe)	26, July
Reflective-Type Call Signs (H & K)	50, Sept.
Remote Mobile-Antenna Resonating (Picken and Wambegans)	34, Dec.
Remote Tuning for the High-C VFO (Larky)	36, Sept.
Revamping Auto Radios for 160-Meter Mobile (H & K)	56, Jan.
Short Antennas for Mobile Operation (Belrose)	30, Sept.
Simple Frequency Adjustment of Master Mount Antennas (H & K)	58, Feb.
Single-Package Mobile Unit for 28 Mc., A (Tschannen)	33, June
Summer Mobile (editorial)	9, July
Suppression of Generator Whine (H & K)	47, Oct.
Using Blown Industrial Fuses as Loading-Coil Forms (H & K)	71, Apr.
8-Band Mobile Transmitter, An (Chambers)	11, May

MODULATION

Diode Modulators (Technical Topics)	39, Apr.
Low-Pressure Modulation Facts (Wright)	15, July
Negative Feed-Back Modulation (Clay)	17, Aug.
Sugar-Coated Single Sideband, More (Blanchard)	31, Oct.

POWER SUPPLY

C-Bias Supply Using Voltage Regulator Tubes in Parallel (H & K)	57, Dec.
Homemade Power Plug for the PE-103 (H & K)	48, July
Low-Voltage Filament Supplies (Gauss)	35, Feb.
Manual Control of Generator Charging Rate (H & K)	58, Feb.
Rectifier Tube-Socket Kink (H & K)	51, Nov.
Suppression of Generator Whine (H & K)	47, Oct.
Voltage-Multiplying Circuits (Rumble)	25, Jan.

RADIOTELEPHONY

(See "Audio-Frequency Equipment & Design;" also "Modulation")

RECEIVING

ABCs of V.H.F. Receiver Design, Some (Tilton)	40, Jan.
All-Purpose Super-Selective I.F. Amplifier (Goodman)	23, Mar.
Feed-back	144, May
Antenna Coupler Helps the Receiver, Too, The (Glauber)	47, Apr.
Auto-Alarm Unit for "Conelrad," An (Lindsey)	17, Sept.
BC-459A Calibration Crystal for Converter Use (H & K)	58, Feb.
Command-Set Receiver for 6 and 10, A (Faulkner)	22, Sept.
Converting the Gonset Tri-Band to 40 Meters (H & K)	51, Nov.
Crystal-Controlled Converter for 21 Mc. (H & K)	62, Mar.
Design Notes on a Specialized Phone Receiver (Ehrlich)	31, Apr.
Good Four-Tube Superhet, A (Goodman)	19, Jan.
Feed-back	61, Mar.
Improving the Series Noise Limiter (Lorenzen)	30, Apr.
Inexpensive Radioteletype Converter, An (Bernstein)	44, Jan.
Let's Listen (McCoy)	43, Mar.
Low-Noise R.F. Amplifiers for 144 and 420 Mc. (Tilton)	13, Aug.
Feed-back	43, Sept.
Mechanical Bandpass Filters for I.F. Ranges (Roberts)	22, Feb.
Mobile C.W. Reception with Three Components (H & K)	51, Nov.
Modifying the Heathkit AR-1 Receiver for Amateur Use (McCoy)	38, May
Noise Generators — Their Uses and Limitations (Tilton)	10, July
Notes on Improving Small-Receiver Performance, Some (Goodman)	45, Dec.
Notes on V.H.F. Converter Design (Van Duynne and Trep-tau)	52, Feb.
One-Tube 75-Meter Mobile Converter, A (Rountree)	36, Mar.
QRM Rejection the Simple Way (McCoy)	22, June
Revamping Auto Radios for 160-Meter Mobile (H & K)	56, Jan.
S-Meter Circuit for Both A.M. and S.S.B. Signals (H & K)	51, Nov.
Selenium-Rectifier Audio Limiter (H & K)	71, Apr.
Simple Audio Limiter (H & K)	58, Feb.
Single-Control Transmitter-Receiver, A (Treuke)	26, May
220-Mc. Station for the Beginner, A (Tilton and Southworth) — Part I	11, Oct.

REGULATIONS

Call-Sign Identification	48, May
Calling Frequencies Abandoned — Emergency Rules Amended	38, Feb.
Canadians Get 7-Mc. Phone	34, Mar.
General Class Exam Changed	48, Oct.
Korea Restriction	49, Aug.
License Renewals	48, May
Novice and F.S.K. Privileges Being Expanded	37, Feb.
Scatter-Sounding Okayed	39, Feb.
Special Call Privileges Retained	38, July
What Bands Available?	43, Sept.
21-Mc. Privileges Expanded	34, Mar.
40-Meter Phone To Be Opened	37, Feb.
75 and 20 Phone "Class A" Requirements Being Dropped	36, Feb.

SINGLE SIDEBAND

All-Purpose Super-Selective I.F. Amplifier (Goodman)	23, Mar.
Feed-back	144, May
Design Notes on a Specialized Phone Receiver (Ehrlich)	31, Apr.
Diode Modulators (Technical Topics)	39, Apr.
"Little Firecracker" Linear Amplifier, The (Russ)	10, Sept.
Feed-back	10, Oct.
Low-Pressure Modulation Facts (Wright)	15, July
Magnetostriction Devices and Mechanical Filters for Radio Frequencies (Roberts) — Part I	24, June
Part II	28, July
Part III	32, Aug.
Mechanical Bandpass Filters for I.F. Ranges (Roberts)	22, Feb.
On the Air with Single Sideband	
Automatic Antenna Switching (Rust)	44, May
Bandpass Crystal Filter for Receiving (Dueno)	50, Apr.
Carrier-Null Indicator, A (Moynahan)	46, Aug.
Cascode Driver Stage, A (Hale)	47, Aug.
Different Balanced Modulator and Crystal Filter, A (Stone)	50, Apr.
Grounded-Grid Linears (Felah)	51, Feb.
Half-Lattice Crystal-Filter Exciter, A (Huff)	48, June
High-Level Converters	51, Feb.
High-Level Mixer, A (Schwalbe)	47, June
High-Powered Grounded-Grid Linear Amplifier, A (Brown)	51, Apr.
Measuring Sideband Suppression (Wright)	47, Jan.
Oscillator for the Edmunds Exciter, An (Davey)	47, Aug.

Peak-Level Control (Mann).....	48, Mar.;	42, Nov.
Receiver for 20-Meter Mobile S.S.B., A (Vitale).....	46, Aug.	
Regulated Screen Supply, A (Weaver).....	47, Jan.	
Shifting Filter-Crystal Frequencies.....	51, Apr.;	42, Nov.
Simple Audio Oscillator for Tune-Up, A (Smith).....	51, Apr.	
VFO for the 10-A Exciter, A (Cooper).....	42, Nov.	
Voice-Controlled Break-In Circuit (Kinney).....	49, Mar.;	
(Brandt).....	43, Nov.	
Zero-Bias Tubes for Linear Amplifiers (Thomas Davey).....	47, Aug.	
75- and 40-Meter S.S.B. Operation (Porazzo).....	126, May	
Single Side-Saddle Linear, The (Eckhardt).....	25, Nov.	
Sugar-Coated Single Sideband, More (Blanchard).....	31, Oct.	

TRANSMITTERS

Coffee-Can Rig, Another (Hayward).....	43, Jan.	
Compact R.F. Assembly for 50- and 144-Mc. Mobile (Chambers).....	17, Nov.	
De Luxe 5-Band Mobile Transmitter (Leland).....	17, Dec.	
Desk-Top Driver-Amplifier, A (Dennison).....	24, Oct.	
Different Approach to High-Power Mobile, A (Jennings).....	23, Apr.	
Eighty Watts on Six Bands (Mix).....	20, Aug.	
Four-Band Miniature Phone-C.W. Rig, A (Deane).....	26, Aug.	
Feed-back.....	10, Oct.	
Hand-Carried Portable Rig for 220 Mc. (Wolfskill).....	45, May	
Multiband Circuit for the Emergency-Powered Rig, A (Reddie).....	27, Sept.	
Novice 35-Watt, A (McCoy).....	32, Jan.	
Novice 80- and 40-Meter One-Tube Rig (McCoy).....	28, Nov.	
Self-Contained VFO Rig, A (Countryman).....	25, Feb.	
Simple Heterodyne Exciter for 10 Meters, A (Faulkner).....	21, Nov.	
Single-Control Transmitter-Receiver, A (Treuks).....	26, May	
Single-Package Mobile Unit for 28 Mc., A (Tschannen).....	33, June	
Structural Details of the Detroit C.D. Portables (Undy and Gardella).....	16, Feb.	
Sweep-Tube C.W. Rig for 3.5 and 7 Mc., A (Chambers).....	35, Apr.	
Two-Control Multiband Transmitting Unit (Herring).....	23, Dec.	
Wide-Range High-Power Pi-Network Final, A (Farrar).....	34, Oct.	
3-Band Mobile Transmitter, An (Chambers).....	11, May	
220-Mc. Station for the Beginner, A (Tilton and Southworth) — Part II.....	35, Nov.	

TRANSMITTING

Better Keying for the Converted BC-457 (H & K).....	62, Mar.	
Clapp Oscillator — and How!, The (Cassey).....	19, Feb.	
Combination Plate By-Pass and Neutralizing Capacitor (H & K).....	62, Mar.	
Control Circuit for Viking-I Transmitters (H & K).....	47, Oct.	
F.S.K. System for the Amateur Teletype Station (Bartlett).....	23, Aug.	
Improved Stability for the Elmac Transmitter (H & K).....	62, Mar.	
Inexpensive Radioteletype Converter, An (Bernstein).....	44, Jan.	
Is Your Rig R.F.-Tight? (Schreiber).....	29, Aug.	
Isolating Oscillator, An (Clay).....	40, Mar.	
"Little Firecracker" Linear Amplifier, The (Russ).....	10, Sept.	
Feed-back.....	10, Oct.	
Modified Switching Circuit for the Elmac Transmitter (H & K).....	58, Feb.	
Multiband Tuning for the 6146 Amplifier (Mix).....	33, May	
Notes on Frequency-Shifting Crystal Oscillators, Some (Bernstein).....	31, July	
Operating the BC-696 in TV Fringe Areas (Ticen).....	22, Dec.	
Relay-Type Crystal-Switching Circuit (H & K).....	74, May	
Remote Tuning for the High-C VFO (Larky).....	36, Sept.	
Seafaring Kilowatt, A.....	31, Aug.	
Simple Remote Tuning for the VFO (Mix).....	27, Jan.	
Single Side-Saddle Linear, The (Eckhardt).....	25, Nov.	
Suppressing TVI in the Meissner Signal Shifter (McCoy).....	33, Oct.	
Tetrode Circuit for Clamper Tubes (H & K).....	56, Jan.	

Transistor — or 25 Miles on a Hunk of Germanium, The (Rose).....	13, Mar.	
TVI Reduction in Strong-Signal Areas (Johnson).....	17, May	

TVI


ARRL TVI Demonstration Completes Its First Tour....	16, Oct.	
Channel-Strip TVI (Happenings of the Month).....	45, Nov.	
Color Television and the Amateur (Grammer).....	31, Nov.	
Combining the Antenna Coupler and Low-Pass Filter (Grammer).....	17, Mar.	
FCC Public Notice — 21-Mc. TVI (Happenings of the Month).....	43, Sept.	
Handling TVI Complaints Due to Poor TV Sets (Shook).....	51, June	
Harmonic Radiation from External Nonlinear Systems (Seybold).....	11, Jan.	
Is Your Rig R.F.-Tight? (Schreiber).....	29, Aug.	
Merit Award to Rand (Happenings of the Month).....	44, Nov.	
On the TVI Front.....		
Arlington, Texas, TVI Forum.....	16, Mar.	
ARRL TVI Demonstration To "Barnstorm".....	50, June	
Assist for TV Viewers.....	16, Mar.	
Interference Aids Available.....	50, June	
Roster of TVI Committees.....	16, Mar.	
Addendum.....	50, June	
Revised.....	44, Sept.	
San Francisco Committee Reports Success.....	50, June	
TVI Television Script Now Ready.....	44, Sept.	
U.H.F. "Strips" — A Problem for the V.H.F. Man.....	62, Dec.	
50-Mc. TVI Filter.....	44, Sept.	
Operating the BC-696 in TV Fringe Areas (Ticen).....	22, Dec.	
Progress Report on TVI Committees (Turner).....	48, Feb.	
Suppressing TVI in the Meissner Signal Shifter (McCoy).....	33, Oct.	
TVI and the Novice (McCoy).....	40, Oct.	
TVI — Color . . . and Strips (editorial).....	9, Nov.	
TVI Hints for the V.H.F. Man (Tilton).....	16, Apr.	
TVI Reduction in Strong-Signal Areas (Johnson).....	17, May	
TVI Script (editorial).....	9, July	

V.H.F. & MICROWAVES

ABCs of V.H.F. Receiver Design, Some (Tilton).....	40, Jan.	
Command-Set Receiver for 8 and 10, A (Faulkner).....	22, Sept.	
Compact R.F. Assembly for 50- and 144-Mc. Mobile (Chambers).....	17, Nov.	
Hand-Carried Portable Rig for 220 Mc. (Wolfskill).....	45, May	
Let's Get Rolling on 2201 (editorial).....	9, Oct.	
Low-Noise R.F. Amplifiers for 144 and 420 Mc. (Tilton).....	13, Aug.	
Feed-back.....	43, Sept.	
Lunar DX on 144 Mc.I.....	11, Mar.	
Multiband Circuit for the Emergency-Powered Rig, A (Reddie).....	27, Sept.	
Noise Generators — Their Uses and Limitations (Tilton).....	10, July	
Notes on V.H.F. Converter Design (Van Duyn and Treptau).....	52, Feb.	
Remote Control with a 420-Mc. Link (Bowles and Dyce).....	32, July	
Role of the Amateur in Propagation Studies, The (Technical Topics).....	56, July	
So-o-o Big!.....	26, Dec.	
The World Above 50 Mc.....		
Coaxial Grid Circuit for 4X-150A Amplifier (McMullen).....	57, Aug.	
Hints on Lowering Noise Figures.....	65, Nov.	
Overtone Oscillator with Capacitive Feed-Back (Jones).....	61, Sept.	
Plate Lines for the 9903 (Lee).....	54, Jan.	
Using the 6146 Single-Ended (Pierce).....	57, Apr.	
V.H.F. Balun — Pocket Size.....	65, Dec.	
2-Meter Mobile Enjoys a Boom.....	66, Oct.	
TVI Hints for the V.H.F. Man (Tilton).....	16, Apr.	
3-Band Mobile Transmitter, An (Chambers).....	11, May	
220-Mc. Station for the Beginner, A (Tilton and Southworth) — Part I.....	11, Oct.	
Part II.....	35, Nov.	
Part III.....	39, Dec.	




it's not her perfume —
 it's the **National**
 she bought him
 for Christmas!




NC-183D
 One of the most popular amateur receivers ever designed. Includes every desirable feature — dual conversion, 12 tuned I.F. stages, temperature compensation, hi-fi audio.

\$383.50
 (less spkr.)




NC-125
 Incorporates famed National Select-O-ject for un-heard-of selectivity at the price! Edgelighted, direct-reading scales show amateur, police, ship and foreign frequencies. \$199.95

(less spkr.)



NC-88
 World Master. Top receiver dollar value. Tuned R.F. stage. Two I.F. stages. Cal. bandspread for 80, 40, 20, 15, 11 and 10 meter bands. \$129.95



HRO-60
 Latest and best of the world-famous HRO series — Utilizes dual conversion and 12 permeability tuned I.F. circuits for the highest skirt selectivity ever achieved! \$533.50

(less spkr.)

NATIONAL COMPANY, INC., MALDEN, MASS.



Merry Christmas

and good hunting in

1954

*from the Hams of the
RCA Tube Department*