

# Radio Valve and Semiconductor Data

Tenth Edition

A M Ball

Characteristics of 1000 Valves and  
Cathode Ray Tubes, 9800 Transistors, Diodes,  
Rectifiers and  
Optical Semiconductors

Over 450,000 copies sold

1

# Ferranti semiconductors

## Integrated Circuits

High speed DTL and TTL integrated circuits.

C.D.I.: The I.C. bipolar technology giving high complexity, high performance integrated circuits economically for a large range of applications.

U.L.A.: This C.D.I. standard product is an array of 187 circuit cells on a single chip of silicon complete except for the final interconnection pattern which is added according to the user's requirements, providing 'custom built' dedicated LSI in a short time at low development cost.

54/74 series and 54L/74L series: Standard TTL and low power TTL, Military and D3000 approved. Opto-electronic ICs with spectral response converting both visible and near infra-red region. ZNP100 CDI photo trigger in 8 lead TO-5 or 4 lead micro-miniature package for arrays. High and low frequency linear circuits, operational amplifiers, sense amplifiers and ZN414 CDI radio receiver I.C.

LSI and MSI arrays of digital linear and linear/digital functions, including ZN1040 4 digit count display unit and ZN1034 precision timer.

All standard products available unencapsulated. Complete custom and customer design facilities with C.D.I. bipolar. Training Seminars in Integrated Circuit Design and Layout.

Comprehensive Applications and Systems Design Consultancy.

## Discrete Components

Silicon Transistors: Ranges of planar high speed switching transistors, monolithic darlington transistors, general purpose planar low and high power transistors encapsulated in TO-18, TO-5, TO-39 hermetic packages. Planar plastic transistors including low noise pre-amplifier transistors through to high current high voltage families in the popular EP3 package. A wide range of L.F. power transistors in both plastic packages and metal cases.

Silicon Diode & Rectifier Ranges: General purpose small signal junction diodes, planar low leakage E.P. diodes, planar high speed switching diodes. Subminiature high voltage rectifiers and high power high voltage rectifiers.

Silicon Voltage Reference and Regulator Diodes: Ranges of glass encapsulated zener diodes also the recently introduced EP2 range of low

cost high performance plastic encapsulated planar zeners. In addition a series of high quality high stability voltage reference units encapsulated in the DO-7 package.

Micro-E: An extensive range of plastic microminiature transistors and diodes for use with thick or thin film circuits. Now also available in SOT-23 package. Easy to use, highly reliable and fully compatible with automatic assembly techniques.

Semiconductor Networks & Unencapsulated Components: For use with hybrids.

Opto Electronic Devices: Phototransistors, photodiodes and photovoltaic cells. Custom facility for any type of array.

R.F. Power Transistors: 2MHz to 2GHz suitable for HF, VHF, UHF and L band applications.

Microwave Diodes: Variable capacitance tuner diodes, hyperabrupt tuner diodes, varactor diodes and Schottky barrier diodes.

## Distributors

Semicomps Ltd., Wembley. 01-903 3161. Telex: 935243  
Keighley. (05352) 65191. Telex: 517343;  
Kelso. 2366 & 2369. Telex: 72692

Edmundson Electronic Components Ltd.,  
Birmingham. 021-359 2410; London. 01-237 0404

Swift-Hardman Ltd., Rochdale.  
0706 47411. Telex: 63237

Mercia Electronics, Coventry.  
0203 24091. Telex: 311243

SDS Components Ltd., Portsmouth.  
0705 65311. Telex: 86114

J. McKeever Ltd., Dublin.  
764869 & 760589. Telex: Dublin 5608

## FERRANTI TECHNICAL HANDBOOKS, APPLICATION REPORTS, DATA SHEETS.

Details and Subscription Rates on request

# FERRANTI

Ferranti Limited, Electronic Components Division,  
Gem Mill, Chadderton, Oldham, Lancs. OL9 8NP. Telephone: 061-624 0515 Telex 668038

# **Radio Valve and Semiconductor Data**

**Characteristics of 1, 000 Valves and Cathode Ray Tubes,  
9, 800 Transistors, Diodes, Rectifiers and Optical  
Semiconductors**

**Compiled by A.M.Ball**

**First published 1949  
Tenth Edition 1975**

**© Butterworth & Co (Publishers) Ltd. 1975**

**ISBN 0 408 00189 5**

**LONDON  
NEWNES TECHNICAL BOOKS**

# CONTENTS

	Pages
Symbols and Abbreviations	iii
Explanation of Tables	iv-vii
 <b>VALVE DATA</b>	
Frequency Changers	1-2
Screened Tetrodes and Pentodes	3-4
Output Valves 1 (triodes, tetrodes and pentodes), (Class A operation)	5-6
Output Valves 2 (push-pull operation)	7-8
Output Valves 3 (for television line scan)	8-9
Amplifier Triodes	9-12
Small Transmitting Valves	12-13
Monochrome Television Cathode Ray Tubes	13-15
Colour Television Cathode Ray Tubes	15-16
Cathode Ray Tuning Indicators	16
Thyratrons	17
Efficiency Diodes (for television line scan)	17
Thermionic Diodes	18
Valve Voltage Stabilisers	18-19
Valve Rectifiers (for h.t. supplies)	20-21
E.H.T. Rectifiers	21-22
Metal Rectifiers	22-25
 <b>SEMICONDUCTOR DEVICE DATA</b>	
Germanium PNP Transistors	26-28
Germanium NPN Transistors	28-29
Silicon PNP Transistors	29-41
Silicon NPN Transistors	41-67
Multiple Transistors	68-72
Silicon Field Effect Transistors—F.E.T.'s	72-75
Semiconductor Diodes	75-83
Light Emitting Diodes—L.E.D.'s	83-84
Photodevices	84-85
Power Rectifier Diodes	85-98
Power Rectifier Diode Stacks	98-100
Thyristors (S.C.R.'s)	100-108
Triacs	109-112
Silicon Reference Diodes (Zener Diodes)	113-135
 <b>BASE DIAGRAMS, TRADE NAMES AND INDEXES</b>	
Explanation of Valve Base Connections	136
Valve Base Diagrams	137-141
Explanation of Semiconductor Connections	142
Transistor Base Diagrams	143-146
Diode, Rectifier and Thyristor Connections	147-149
Trade Names and Manufacturers' Addresses	150
Index to Valve and Valve Equivalents	151-154
Index to Semiconductor and Comparable Types	155-179

# SYMBOLS AND ABBREVIATIONS

## VALVES

a-a	Anode-to-anode
BT	Beam tetrode
C <sub>ak</sub>	Anode-cathode capacitance
C <sub>ga</sub>	Grid-anode capacitance
C <sub>gk</sub>	Grid-cathode capacitance
CT	Centre tap
D	Distortion
DBT	Double beam tetrode
DD	Double diode
DP	Double pentode
F.W.	Full wave
g-g	Grid-to-grid
g <sub>m</sub>	Mutual conductance
h-k	Heater-to-cathode
H.W.	Half wave
H	Heptode
H <sub>x</sub>	Hexode
O	Octode
P	Pentode
PIV	Peak inverse voltage
r <sub>a</sub>	Anode a.c. resistance
R <sub>k</sub>	Cathode bias resistance
R <sub>L</sub>	Optimum load resistance
SD	Single diode
SQ	Special quality
T	Triode
TD	Triple diode
TH	Triode heptode
TH <sub>x</sub>	Triode hexode
TP	Triode pentode
TT	Tetrode
VD	Voltage doubler
VM	Variable mu
VMP	Variable mu pentode

\* appended to the 'Heater Volts' column indicates a directly-heated cathode. Valves without the asterisk have indirectly-heated cathodes.

† appended to the 'Heater Amps' column indicates that the valve has a centre-tapped filament or heater. The figures given are invariably for the parallel connection of the two parts; for the series connection the voltage is doubled and the current halved.

## SEMICONDUCTOR DEVICES

Note:— All ratings and characteristics referred to in these tables are at 25°C ambient temperature unless otherwise stated.

$f_1$  Gain-bandwidth product. Product of the small-signal, common-emitter current gain and frequency of measurement, at a frequency where the current gain is decreasing at a rate of 6dB per octave.

$f_{ab}$	Frequency at which the common-base current gain has fallen to 0.707 times its low-frequency value.
$f_T$	Frequency at which common-emitter current gain has fallen to unity.
$h_{fe}$	Small-signal current gain, common emitter.
$h_{FE}$	Large-signal current gain, common emitter.
$I_C$	Continuous collector current.
$I_{CBO}$	Collector leakage current, collector to base junction reverse biased, emitter open circuited.
$P_C$	Collector dissipation.
$P_d$	Power dissipation.
$t_r$	Rise time.
$V_{CBO}$	Collector to base voltage, emitter open circuited.
$V_{CEO}$	Collector to emitter voltage, base open circuited.
$V_{EBO}$	Emitter to base voltage, collector open circuited.
$V_{CE(SUS)}$	Collector to emitter sustaining voltage.
$V_{ds}$	Drain to source voltage.
$V_{gs}$	Gate to source voltage.
$V_{dg}$	Drain to gate voltage.
$V_{BRGSS}$	Gate to source breakdown voltage, drain connected to source.

## Construction

A	Alloy	NcP	N-Channel Planar
AD	Alloy diffused	NcPE	N-Channel Planar Epitaxial
D	Diffused	P	Planar
DDM	Double diffused Mesa	PcDP	P-Channel diffused Planar
DM	Diffused Mesa	PcP	P-Channel Planar
DP	Diffused Planar	PE	Planar Epitaxial
E	Epitaxial	S	Surface passivated
EM	Epitaxial Mesa	Sy	Symmetrical
GaAsP	Gallium Arsenide Phosphide	tD	Triple Diffused
GaP	Gallium Phosphide	tDM	Triple diffused Mesa
H	Hometaxial	tDP	Triple diffused Planar
J	Junction	$\mu A$	Micro Alloy
M	Mesa	$\mu AD$	Micro Alloy diffused
NcJ	N-Channel Junction		
NcMOS	N-Channel Metal Oxide Silicon		

# EXPLANATION OF TABLES

The information given refers to the main electrical characteristics of valve and semiconductor devices together with their base connections and is classified under main headings according to their type. In each section they are divided into replacement and current types where these terms are used in the following senses:-

**Replacement:** No longer manufactured in large quantities, but still made in small quantities for replacement purposes.

**Current:** Includes the latest types and those which are still being produced in quantity.

Obsolete types, i.e. types no longer manufactured and normally unobtainable, are no longer included. Should data be required for these devices reference should be made to earlier editions of this book.

The headings 'replacement' and 'current' refer, in general, to the manufacturer. Although the device may still be in production a particular manufacturer may have discontinued production.

Some manufacturers have stopped producing certain types of valve. Invariably data for these valves can be obtained by referring to other manufacturers.

The tables are largely self-explanatory, but the following notes should be read carefully if the tables are to be fully understood.

## VALVE SECTIONS

### FREQUENCY CHANGERS

Valves in this section are intended primarily for use as frequency-changers in superheterodynes and the figures given are the normal operating conditions for this application. Some of the valves included are occasionally used for other purposes, however, the voltages and currents may then be very different. Even in their normal application differences may be found in individual receivers, since not all designers adopt the 'normal' conditions; this is particularly so on short-wave bands.

It is noted that some valves which do not include an oscillator section, and which thus apparently require a separate oscillator, can actually be used as a complete frequency-changer by using an oscillator circuit coupled between cathode and another electrode.

### SCREENED TETRODES AND PENTODES

The main application of valves in this section is to r.f. and i.f. amplification and the operating con-

ditions are normal ratings for this condition. No distinction is made between tetrodes and pentodes because in most cases the type of valve is immaterial as long as its characteristics are otherwise suitable.

Some of the valves in this section are also listed under Amplifier Triodes. The characteristics given there are obtained with the screen-grid connected to the anode.

## OUTPUT VALVES 1

Triodes, beam-tetrodes and pentodes are all included here with normal maximum operating conditions as output valves for single-valve Class-A operation for a.f. application. They are distinguished by the letters (T), (BT) and (P) following the type number and those containing other systems have additional letters (SD), (DD) and (T) for single or double diode and triode, respectively.

In some cases the conditions for a tetrode or pentode operating as a triode with the screen grid joined to the anode are also given. This condition can be distinguished by the letter (T) placed after the type number and, in addition, the absence of a figure for screen-grid voltage. The fact that the electrode structure is that of a tetrode or a pentode is obvious as the valve appears in another row followed by letters (BT) or (P).

Even under Class-A conditions the anode and screen currents rise with the signal input to a small extent. The anode current with full drive is about 2% greater than the quiescent value. With some valves the screen current increases much more and may become as high as three or four times the quiescent value. This increase is usually greatest when the valve is of a type drawing a very low quiescent current.

Since there is no standard method of rating valves, the figures quoted in the tables are sometimes for the no-signal condition and sometimes for full drive. The differences are, in practice, unimportant for they are less than the normal variations between individual specimens of the same type.

## OUTPUT VALVES 2

The conditions included here are those for push-pull operation of a.f. output stages. Five modes of push-pull are recognised and distinguished in the 'Class' column; they are A, AB1, AB2, B1 and B2.

In Class-A both valves are conductive over the whole input cycle and the anode current with full drive is substantially the same as that with no drive. In Class-AB the valves are worked individually cut-off over a small part of the input cycle; the anode current for full output is appreciably higher than that with no input. In Class-B each valve is cut-off for about one-half of the input cycle and the anode current at full output is much greater than that with no input signal. The subscripts 1 and 2 show that operation is respectively without and with grid current. The anode and screen currents quoted for Class-A and Class-AB operation are with the maximum input signal voltage; the currents for Class-AB2, Class-B1 and Class-B2 operation, however, are subject to considerable variation with input, so it is more useful here to give figures for the quiescent conditions. With Class-AB and Class-B operation the manufacturer's literature should, in any case, be consulted.

For Classes-AB2 and B2, the minimum grid-to-grid input resistance is given. The figure, together with that of the input voltage, is necessary for the design of the driver stage.

The valves included in this section fall into two groups. One consists of double triodes and double pentodes intended mainly for Class-B1 and Class-B2 operation. They are chiefly battery types which used to be designated as q.p.p. and Class-B stages. There are also a few indirectly-heated cathode types which have other applications; these last will also be found in the appropriate section (usually Amplifier Triodes) with the figures appropriate to one section of the valve as an amplifier.

Figures for anode and screen currents are quoted per valve (or per section in the case of multiple valves) and in some cases several sets of different figures are given for the same valve under different conditions. Apart from double valves, most of the valves in the section appear also in Output Valves 1.

Very few Class-A conditions are given because they are usually obtainable directly from Output Valves 1. For push-pull Class-A the currents and anode-to-anode load are normally twice the figures for single-valve operation. The power output for the same odd-order distortion is usually a little more than double.

The differences between fixed-bias and cathode-bias are considerable under Class-AB and Class-B conditions. Where no value is quoted for a bias resistor it is to be understood that operation with a fixed bias is required; where a bias resistor value is given, the other figures refer to cathode bias operation. With fixed bias, it is usually necessary for the bias source to be of low impedance; with positive drive it is essential.

The value of bias resistor quoted ( $R_k$ ) is that required per valve, or per section in the case of multiple valves.

## OUTPUT VALVES 3

The valves in this section are designed to withstand short-duration high voltage peaks and the figures given are for television line-scan output-stage working.

The amount of information provided in this section is necessarily limited, and operating conditions vary so widely with circuit application that in all cases of doubt the manufacturer's literature should be consulted.

## AMPLIFIER TRIODES

The conditions given are those pertaining to operation as transformer-coupled a.f. amplifiers at maximum rating, which is the most suitable condition for comparing valve characteristics. Conditions for R-C coupling depend too much upon the circuit constants to be useful. At the reduced voltages normally applied to the electrodes with R-C coupling, the a.c. resistance and mutual conductance are usually 20 to 50% higher and lower respectively than the figures listed.

## SMALL TRANSMITTING VALVES

All categories are included in this section (triodes, pentodes, beam-tetrodes etc.) having up to 50 W anode dissipation. The figures given are for Class-C r.f. amplification on telegraphy. It should be noted that in the case of double valves (identified by letters (DT), (DBT), etc. in the 'Type' column) the figures for anode, screen and grid currents, dissipation and output refer to the pair.

Regarding the operating frequency column, the figures under 'Reduced Rating' can generally be taken to be the maximum frequencies at which the valves will give a useful power output. As the efficiency of the valve decreases at these higher frequencies, it is necessary to make some reduction to the ratings (or power input) in order to ensure that the power dissipated in the valve does not exceed the safe limit. The percentage reduction varies from valve to valve, however, so it is advisable to consult the manufacturer's literature if the reduced ratings are required.

## CATHODE RAY TUBES

This section is divided into two dealing with Monochrome (black and white) tubes and Colour tubes. When working with colour tubes, where high final anode voltages are encountered, care should be exercised in case harmful X-Rays are present. Reference should be made to the receiver manufacturer's instructions before operating colour receivers with the back removed.

## EFFICIENCY DIODES

The purpose of these diodes, applied to television line-scan circuits, is to provide a section of the

line-scan sawtooth waveform from energy stored in the deflector coils during the flyback, thereby reducing the amount of anode current required in the line-scan output stage.

## VALVE RECTIFIERS

Included in this section are types which have simultaneous ratings up to 10kV peak inverse and 500mA rectified current.

Valves designed for the rectification of e.h.t. supplies (i.e. over 1kV at less than 50mA or so) will be found in the E.H.T. Rectifiers section.

The ratings given are the maximum ones and assume a frequency of 50Hz.

## E.H.T. RECTIFIERS

Used mainly for the production of the high tension supplies for cathode ray tubes, the thermionic diodes and metal rectifiers listed here are capable of producing supplies of over 1kV at currents of less than 50mA. Rectifiers capable of producing high-voltage, high-current supplies (i.e. for transmitter h.t.) are listed in the Valve Rectifiers section. Three methods of e.h.t. supply production are recognised in the data. First, the 'rectification' of the high voltage-pulse appearing during line-flyback time in a television receiver; here the ratings assume a pulse duration of about  $10\mu\text{S}$ . Secondly, the rectification of the output of an r.f. oscillator (100kHz and upwards) and, thirdly, by rectification of a low-frequency supply (possibly derived from the mains via a step-up transformer). Characteristics for this last case are marked by relatively large values for the reservoir capacitor.

## METAL RECTIFIERS

Copper oxide and selenium rectifiers are both made in basic units of low voltage rating and in various sizes for different currents. Different voltages are catered for by stacking together various numbers of the basic units and there are also different methods for units for use as half-wave, full-wave, voltage-doubler and bridge rectifiers. The total number of rectifier assemblies possible with only a few basic units is thus very large. In order to reduce the numbers, therefore, a few examples are listed as guides and from these the other possible ratings can be deduced.

## SEMICONDUCTOR DEVICE SECTIONS

### TRANSISTORS

Unless otherwise stated, parameters are given for an ambient temperature of  $25^{\circ}\text{C}$ . To facilitate comparisons between various types of transistor they have been arranged (1) in ascending order of collector dissipation (2) in ascending order of cut-off frequency and (3) alpha-numerically in order

of type number. Comparisons should only be made at the same temperature; in cases of doubt the manufacturers' fuller data should be consulted, but in general the major effects of elevated temperature are to reduce the permissible dissipation and increase the collector leakage current.

The figures quoted for Absolute Maximum Ratings, should never be exceeded in normal use—these ratings represent the extreme capabilities of a transistor and are not recommended as design conditions.

A brief description of the main purpose for which the transistor has been designed is given in the 'Applications' column; this is intended as a quick guide for determining general suitability, in many cases a much wider range of applications is possible.

Diagrams showing the transistor base connections are given after the data sections.

### SEMICONDUCTOR SIGNAL DIODES

This section includes germanium and silicon diodes with ratings generally not exceeding 400 PIV or 300mA maximum rectified current, i.e. the devices listed are intended mainly for use in signal operation, switching and low-power rectifiers. A column giving typical applications for each of the devices listed is included as an aid to determining general suitability.

### SEMICONDUCTOR POWER RECTIFIER DIODES

This section includes germanium and silicon devices with rectified current ratings up to 60A, and are intended for use as power rectifiers. This, however, is not their only use and other specific applications include switching, magnetic amplifiers, power supplies etc.

### SILICON REFERENCE DIODES

This section includes all diodes which have been categorised as voltage-limiting devices. They are also often referred to as Zener or Avalanche diodes.

These diodes operate in the breakdown region under reverse bias and are characterised by abrupt avalanching as the reference voltage is reached. If the diode is biased beyond the reverse turnover voltage, the current flow in the reverse direction will be limited only by the low slope resistance of the device; it is important to ensure that circuit conditions are adjusted so that the maximum dissipation of the device cannot be exceeded at this point.

### INDEXES AND EQUIVALENTS

Two indexes are included, the first covering the valve and metal rectifier sections and the second the semiconductor sections. All items in the in-



dexes are listed in alpha-numerical sequence of their type numbers (figures preceding letters) and against each entry is a page number where it can be found. Some devices have several page numbers listed indicating that more than one manufacturer produces the same item.

The valve index includes, where applicable, a list of equivalent types and the semiconductor section a list of comparable types. The semiconductor comparables are suitable replacements for the indexed types shown. In general the comparable type exhibits characteristics as good as, if not

better than, the type to be replaced. Thus a comparable type may be of better quality than the replaced type and the list should not be used in a reverse manner; i.e. the indexed type should not be used to replace a comparable type.

Equivalents and comparables have been taken from literature supplied by the various manufacturers concerned and whilst every care has been taken in the compilation of this data, the Publishers cannot accept any responsibility or liability for the accuracy thereof.

All rights reserved. © Butterworth & Co. (Publishers) Ltd. 1975. These tables may not be reproduced in whole or in part without permission.

#### ACKNOWLEDGEMENT

The Publishers wish to express their gratitude to the following Manufacturers, who have kindly made available the data from which these tables have been compiled, for their continuing help throughout the preparation of this book and for reading the proofs for each of their 'named' sections.

AEI Semiconductors Ltd.  
British Tungsram Radio Valve Works Ltd.  
Emihus Microcomponents Ltd.  
English Electric Valve Co. Ltd.  
Ferranti Ltd.  
Hivac Ltd.  
International Rectifier Co. (G.B.) Ltd.  
ITT Components Group Europe.  
ITT Semiconductors.  
Lucas Electrical Co. Ltd.  
The M-O Valve Co. Ltd.  
Mullard Ltd.  
Newmarket Transistors Ltd.  
Plessey Optoelectronics and Microwave  
R.C.A. Ltd.  
Salford Electrical Instruments Ltd.  
Semitron Ltd.  
SGS-ATES (UK) Ltd.  
Texas Instruments Ltd.  
Thorn Radio Valves & Tubes Ltd.  
Westinghouse Brake & Signal Co. Ltd.



## Frequency Changers

Type	Heater		Volts			Current (mA)		$I_g$ (MΩ)	$E_m$ (mA/V)	Osc. Volts (peak)	Capacitance (pF)			Base			
	Volts	Amps	Anode	Screen	Grid	Anode	Screen				$C_{gk}$	$C_{ak}$	$C_{ga}$	Type	Ref.		
<b>BRIMAR</b>																	
<i>Current Types</i>																	
6BE6	(H)		6.3	0.3	250	100	-1.5	3.0	7.1	1.0	0.475	10.0	7.2	8.6	0.3	B7G	13
6BE6	(H)		6.3	0.3	250	100	-1.5	3.0	7.1	1.0	0.475	10.0	7.2	8.6	0.3	B7G	13
<b>MAZDA</b>																	
<i>Replacement Types</i>																	
10C14	(TH)	mix osc	19.0	0.1	200 100	119	-2.6	3.7 4.5	8.1	1.0	0.78	14.0	4.8 2.6	7.9 2.1	0.006 1.0	B9A	14
UCH81	(TH)	mix osc	19.0	0.1	200 100	119	-2.6	3.7 4.5	8.1	1.0	0.78	14.0	4.8 2.6	7.9 2.1	0.006 1.0	B9A	14
<i>Current Types</i>																	
6C12	(TH)	mix osc	6.3	0.3	250 100	103	-2.0	3.25 4.5	6.7	1.0	0.775	12.0	4.8 2.6	7.9 2.1	0.006 1.0	B9A	14
6C18	(T, VMP)	mix osc	6.3	0.35	155 77	135	-3.0	7.8 7.8	2.4	0.4	4.7	2.0	6.7 2.4	2.7 2.2	0.007 2.0	B9A	48
ECF80	(TP)	mix osc	6.3	0.43	250 100	180	-5.8	5.7 5.0	1.4	0.87	2.1	5.0	5.2 2.5	3.4 1.8	0.025 1.5	B9A	15
ECF82	(TP)	mix osc	6.3	0.45	170 100	170	-	6.6 7.0	2.5	0.4	1.65	5.0	5.0 2.5	3.5 1.0	0.006 1.8	B9A	15
ECF805	(T, VMP)	mix osc	6.3	0.35	155 77	135	-3.0	7.8 7.8	2.4	0.4	4.7	2.0	6.7 2.4	2.7 2.2	0.007 2.0	B9A	48
ECH81	(TH)	mix osc	6.3	0.3	250 100	103	-2.0	3.25 4.5	6.7	1.0	0.78	12.0	4.8 2.6	7.9 2.1	0.006 1.0	B9A	14
30C17	(T, VMP)	mix osc	7.4	0.3	155 60	135	-3.0	7.8 7.0	2.4	0.4	4.7	2.0	6.7 3.3	2.7 2.1	0.007 1.9	B9A	30
30C18	(T, VMP)	mix osc	7.4	0.3	155 77	135	-3.0	7.8 7.8	2.4	0.4	4.7	2.0	6.7 2.4	2.7 2.2	0.007 2.0	B9A	48
PCF87	(T, VMP)	mix osc	7.4	0.3	155 60	135	-3.0	7.8 7.0	2.4	0.4	4.7	2.0	6.7 3.3	2.7 2.1	0.007 1.9	B9A	30
PCF805	(T, VMP)	mix osc	7.4	0.3	155 77	135	-3.0	7.8 7.8	2.4	0.4	4.7	2.0	6.7 2.4	2.7 2.2	0.007 2.0	B9A	48
PCF86	(TP)	mix osc	8.0	0.3	190 120	140	-1.5	8.5 6.0	2.7	0.35	4.5	3.2	2.4 2.4	3.5 1.1	0.012 2.0	B9A	40
PCF806	(TP)	mix osc	8.0	0.3	170 100	150	-1.2	10.0 14.0	3.3	0.35	12.0	-	-	-	0.012	B9A	49
PCF801	(TP)	mix osc	8.5	0.3	175 60	120	-1.4	10.0 12.0	3.0	0.35	5.0	2.3	6.2 3.3	3.7 1.7	0.009 1.8	B9A	49
30C1	(TP)	mix osc	9.0	0.3	170 120	145	-	6.8 6.0	2.0	0.8	2.0	5.0	6.1 3.1	4.9 2.9	0.013 1.7	B9A	15
30C15	(TP)	mix osc	9.0	0.3	164 120	138	-	7.6 6.0	2.3	0.6	3.3	3.7	6.7 3.2	5.0 3.2	0.014 1.6	B9A	30
PCF80	(TP)	mix osc	9.0	0.3	170 120	170	-	5.2 6.0	1.5	0.87	2.1	5.0	5.5 2.5	3.8 1.8	0.25 1.5	B9A	15
PCF82	(TP)	mix osc	9.5	0.3	170 100	170	-	6.6 7.0	2.5	0.4	1.65	5.0	5.0 2.5	3.5 1.0	0.006 1.8	B9A	15

### MULLARD

#### Replacement Types

E80CF	(SQ, TP)	mix osc	6.3	0.33	170 100	170	-3.5	8.0 14.0	2.5	0.5 0.0036	2.4	3.5	5.6 2.5	3.4 1.5	0.025 1.5	B9A	15
-------	----------	------------	-----	------	------------	-----	------	-------------	-----	---------------	-----	-----	------------	------------	--------------	-----	----

### Frequency Changers

Type	Heater		Volts			Current (mA)		$r_g$ (M $\Omega$ )	$E_{gr}$ (mA/V)	Osc. Volts (peak)	Capacitance (pF)			Base	
	Volts	Amps	Anode	Screen	Grid	Anode	Screen				$C_{gk}$	$C_{ak}$	$C_{ga}$	Type	Ref.

#### MULLARD (Continued)

##### Replacement Types (Continued)

ECF80	(TP)	mix osc	6.3 0.43	250	250	-3.2	7.0	1.2	0.9	2.1	5.0	5.5	3.8	0.025	B9A	15
				100	—	-2.0	14.0	—	—	—	—	—	—	2.5		
ECH81	(TH)	mix osc	6.3 0.3	250	103	-2.0	3.25	6.7	1.0	0.775	13.0	4.8	6.0	0.006	B9A	14
				100	—	0	13.5	—	—	—	—	—	—	2.6		
PCF86	(TP)	mix osc	8.0 0.3	190	140	—	8.5	2.7	0.6	4.5	3.2	6.0	3.5	0.012	B9A	40
				100	—	-3.0	14.0	—	—	0.003	—	—	—	2.4		
PCF200	(TP)	mix osc	8.0 0.3	160	135	-1.7	13.0	5.3	—	14.0	—	—	—	—	B10B	3
				170	—	-1.0	8.5	—	—	—	5.2	—	—	—		
PCF201	(TP)	mix osc	8.0 0.3	160	110	-1.4	13.0	5.3	—	12.6	—	—	—	—	B10B	3
				100	—	-2.0	14.0	—	—	—	4.8	—	—	—		
PCF806	(TP)	mix osc	8.0 0.3	190	141	—	8.5	2.7	—	4.5	3.25	6.0	3.3	0.012	B9A	49
				100	—	-3.0	14.0	—	—	—	—	—	—	2.2		
PCF801 (T, VMP)		mix osc	8.5 0.3	173	119	-1.4	10.0	3.0	<0.35	5.0	2.3	6.2	3.7	0.009	B9A	49
				100	—	-3.0	15.0	—	—	—	—	—	—	3.3		
UCH81	(TH)	mix osc	19.0 0.1	200	120	-2.6	3.7	8.1	1.0	0.78	—	4.8	7.9	0.006	B9A	14
				100	—	0	13.5	—	—	—	—	—	—	2.6		

##### Current Types

E88CC	(T)		6.3	0.155	160	—	-1.25	12.5	—	0.52	13.5	—	3.8	0.05	1.7	B9A	51
PCF80	(TP)	mix osc	9.0 0.3	170	170	-5.5	5.2	1.5	0.87	2.1	5.0	5.5	3.8	0.025	B9A	15	
				100	—	-2.0	14.0	—	—	—	—	—	—	2.3			0.3

#### TUNGSRAM

##### Replacement Types

ECF80	(TP)	mix osc	6.3 0.43	250	180	-5.8	5.7	1.4	1.5	2.1	5.0	5.2	3.8	0.025	B9A	15
				100	—	-2.0	14.0	—	—	—	—	—	—	2.5		
ECH81	(TH)	mix osc	6.3 0.3	250	103	-2.0	3.25	6.7	1.0	0.78	12.0	4.8	7.9	0.006	B9A	14
				100	—	—	4.5	—	—	—	—	—	—	2.6		
PCF86	(TP)	mix osc	8.0 0.3	190	140	-1.5	8.5	2.7	0.35	4.5	3.2	6.0	3.6	0.025	B9A	40
				120	—	—	6.0	—	—	—	—	—	—	2.5		
PCF200	(TP)	mix osc	8.0 0.3	160	135	-1.7	13.0	5.3	—	14.0	—	—	—	—	B10B	3
				170	—	-1.0	8.5	—	—	—	5.2	—	—	—		
PCF201	(TP)	mix osc	8.0 0.3	160	110	-1.4	13.0	5.3	—	12.6	—	—	—	—	B10B	3
				100	—	-2.0	14.0	—	—	—	4.8	—	—	—		
PCF806	(TP)	mix osc	8.0 0.3	190	141	—	8.5	2.7	—	4.5	3.25	6.0	3.3	0.012	B9A	49
				100	—	-3.0	14.0	—	—	—	—	—	—	2.2		
PCF801 (T, VMP)		mix osc	8.5 0.3	173	119	-1.4	10.0	3.0	0.35	5.0	2.3	6.2	3.7	0.009	B9A	49
				100	—	-3.0	15.0	—	—	—	—	—	—	3.3		
UCH81	(TH)	mix osc	19.0 0.1	200	120	-2.6	3.7	8.1	1.0	0.78	—	4.8	7.9	0.006	B9A	14
				100	—	0	13.5	—	—	—	—	—	—	2.6		

##### Current Types

PCF80	(TP)	mix osc	9.0	0.3	170	170	-5.5	5.2	1.5	0.87	2.1	5.0	5.5	3.8	0.025	B9A	15
PCF802	(TP)	mix osc	9.0 0.3	100	—	-2.0	14.0	—	—	—	—	—	2.3	0.3	1.5	B9A	15
				100	100	-1.0	6.0	1.7	0.4	—	—	—	—	—	—		
					200	—	-2.0	3.5	—	2.0	—	—	—	—			

## Screened Tetrodes and Pentodes

Type	Heater		Volts			Current (mA)		$r_a$ (M $\Omega$ )	$E_m$ (mA/V)	Capacitance (pF)			Base	
	Volts	Amps	Anode	Screen	Grid	Anode	Screen			$C_{gk}$	$C_{ak}$	$C_{pa}$	Type	Ref
<b>BRIMAR</b>														
<i>Replacement Types</i>														
8D8	6.3	0.15	250	140	-2.0	3.0	0.6	2.5	1.9	4.0	3.9	1.3	B9A	13
<i>Current Types</i>														
5749(SQ) (VM)	6.3	0.3	250	100	-1.0	11.0	4.2	1.5	4.4	5.5	5.0	0.0035	B7G	4
6059(SQ)	6.3	0.15	250	100	-3.0	2.1	0.6	2.3	1.25	4.0	4.0	0.01	B9A	24
6AK5	6.3	0.175	180	120	-1.8	7.7	2.4	0.5	5.1	4.0	2.1	0.03	B7G	2
6AM6	6.3	0.3	250	250	-2.0	10.0	2.6	1.0	7.5	7.5	3.2	0.01	B7G	8
6064(SQ)														
6AU6	6.3	0.3	250	150	-1.0	10.8	4.3	1.0	5.2	5.5	5.0	0.035	B7G	4
6BA6	6.3	0.3	250	100	-1.0	11.0	4.2	1.5	4.4	5.5	5.0	0.035	B7G	4
6BH6	6.3	0.15	250	150	-1.0	7.4	2.9	1.4	4.6	5.4	4.4	0.035	B7G	15
6BJ6	6.3	0.15	250	100	-1.0	9.2	3.3	1.3	3.8	4.5	5.5	0.035	B7G	15
6BR7	6.3	0.15	250	100	-3.0	2.1	0.6	2.3	1.25	4.0	4.0	0.01	B9A	24
6BS7	6.3	0.15	250	100	-3.0	2.1	0.6	2.3	1.25	4.0	4.0	0.01	B9A	12
6BW7	6.3	0.3	180	180	-1.5	9.5	3.5	0.6	9.3	9.5	3.5	0.01	B9A	3
ECF804 (TP)	6.3	0.45	150	150	-2.0	7.0	2.2	0.35	11.0	7.0	3.0	0.02	B9A	15
EF93 (VM)	6.3	0.3	250	100	-1.0	11.0	4.2	1.5	4.4	5.5	5.0	0.0035	B7G	4
EF95	6.3	0.175	180	120	-1.8	7.7	2.4	0.5	5.1	4.0	2.1	0.03	B7G	2
PCF82 (T, BT)	10.0	0.3	180	180	-2.9	10.0	2.5	0.31	12.5	8.1	2.6	0.03	B9A	55

### I. T. T.

#### *Replacement Types*

5A/152M/G	6.3	0.46	250	150	-2.1	10.0	2.0	—	7.5	10.0	5.0	0.018	B8B	1
5B/110M	6.3	0.8	250	150	-6.0	38.0	8.0	—	6.5	11.0	6.0	0.035	B8B	1
5A/102D	7.5	0.85	180	150	-18.0	43.0	7.0	—	2.5	8.5	12.8	1.1	I0	1

#### *Current Types*

5A/180M	6.3	0.45	180	150	-1.0	26.0	6.0	—	32.0	16.0	5.0	0.05	B8B	2
6F17	6.3	0.3	200	250	-6.25	64.0	—	—	8.3	6.6	5.9	0.03	B7G	32
6F33	6.3	0.35	200	200	-4.0	5.75	3.1	—	3.55	7.3	4.5	0.01	B7G	8
S6F17(SQ)	6.3	0.3	200	200	-11.0	17.0	3.0	—	4.0	6.2	5.2	0.03	B7G	32
S6F33(SQ)	6.3	0.35	200	200	-3.3	7.1	4.35	0.1	4.05	7.55	4.55	0.01	B7G	8

### MAZDA

#### *Replacement Types*

6FD12 (VM, DD)	6.3	0.3	250	100	-2.0	9.0	2.7	1.0	3.8	5.0	5.2	0.0025	B9A	5
EBF89 (VM, DD)	6.3	0.3	250	100	-2.0	9.0	2.7	1.0	3.8	5.0	5.2	0.0025	B9A	5
UBF89 (VM, DD)	19.0	0.1	200	100	-1.5	11.0	3.3	0.6	4.5	5.0	5.2	0.0025	B9A	5

#### *Current Types*

6BW7	6.7	0.3	250	250	-8.0	9.5	3.5	0.75	8.5	—	—	0.01	B9A	3
6F23	6.3	0.3	170	170	-1.9	10.0	2.6	—	9.2	8.3	3.3	0.0065	B9A	3
6F26 (VM)	6.3	0.3	250	100	-2.0	10.0	2.5	0.5	6.0	7.2	3.7	0.007	B9A	3
6F28	6.3	0.3	180	180	-2.9	10.0	2.5	0.31	12.5	8.1	2.6	0.03	B9A	56
6F29 (VM)	6.3	0.3	200	90	-2.0	12.0	4.5	0.5	12.5	9.5	3.0	0.0055	B9A	3
6F30	6.3	0.3	170	170	-2.0	10.0	4.1	0.33	15.6	10.0	3.0	0.0055	B9A	3
ECH84 (TH)	6.3	0.3	135	14	0	1.7	0.9	—	2.2	—	—	0.009	B9A	53
EF80	6.3	0.3	170	170	-2.0	10.0	2.5	0.5	7.4	7.5	3.3	0.007	B9A	3
EF85	6.3	0.3	250	100	-2.0	10.0	2.5	0.5	6.0	7.2	3.7	0.007	B9A	3
EF86	6.3	0.2	250	140	-2.0	3.0	0.6	2.5	2.0	3.8	5.4	0.025	B9A	13
EF183	6.3	0.3	200	90	-2.0	12.0	4.5	0.5	12.5	9.5	3.0	0.0055	B9A	3
EF184	6.3	0.3	170	170	-2.0	10.0	4.1	0.33	15.6	10.0	3.0	0.0055	B9A	3
30F5	7.3	0.3	170	170	-1.9	10.0	2.6	—	8.8	9.0	4.4	0.0073	B9A	3
30FL14 (TP)	7.4	0.3	160	160	-1.7	12.0	4.0	0.25	14.5	6.4	2.7	0.008	B9A	54
PCF808 (TP)	7.4	0.3	160	160	-1.7	12.0	4.0	0.25	14.5	6.4	2.7	0.008	B9A	54

(Continued)

Screened Tetrodes and Pentodes

Type	Heater		Volts			Current (mA)		$r_a$ (M $\Omega$ )	$E_m$ (mA/V)	Capacitance (pF)			Base	
	Volts	Amps	Anode	Screen	Grid	Anode	Screen			$C_{gk}$	$C_{ak}$	$C_{pa}$	Type	Ref

MAZDA (Continued)

Current Types (Continued)

PCH200 (TH)	8.5	0.3	14	14	-1.8	20.0	—	—	—	—	—	0.1	B10B	4
PCF802 (TP)	9.0	0.3	100	100	-1.0	6.0	1.7	0.4	5.5	5.4	—	0.06	B9A	15
30FL12 (T, BT)	10.0	0.3	180	180	-2.9	10.0	2.5	0.31	12.5	8.1	2.6	0.03	B9A	55
PCL84 (TP)	15.0	0.3	220	220	-3.4	18.0	3.0	0.15	10.0	8.7	4.2	0.1	B9A	36
PFL200 (DP)	16.5	0.3	150	150	-2.3	10.0	3.0	0.16	8.5	10.0	11.0	0.14	B10B	1
			170	170	-2.6	30.0	6.5	0.04	21.0	12.0	7.0	0.095		

M. O. VALVE CO.

Current Types

A3064/CV4041	6.3	0.3	300	300	0	11.0	3.4	—	8.43	7.6	0.01	3.25	B7G	29
E180F	6.3	0.3	210	175	-50	11.5	2.9	0.09	15.9	11.1	0.1	7.5	B9A	31
E280F	6.3	0.315	220	180	-50	15.0	4.5	0.12	23.0	15.5	0.05	9.3	B9A	31
E282F	6.3	0.35	200	150	-50	35.0	11.0	—	26.0	16.0	0.05	10.0	B9A	31
E810F	6.3	0.34	120	150	-1.9	35.0	5.0	0.042	50.0	14.5	0.04	3.5	B9A	62
EF86/Z729	6.3	0.2	250	140	-2.0	3.0	0.6	2.5	1.8	4.0	5.5	0.025	B9A	13
EF91/Z77	6.3	0.3	250	250	-2.0	10.0	2.5	7.5	7.4	7.4	3.0	0.009	B7G	8
Z759	6.3	0.6	250	250	-2.0	20.0	5.25	0.05	15.0	13.0	2.5	0.007	B9A	32

MULLARD

Replacement Types

6AS6	6.3	0.175	120	120	-2.0	5.1	3.5	0.15	3.2	—	—	0.02	B7G	15
M8196(SQ)														
E80CF(SQ) (TP)	6.3	0.33	170	170	-2.0	10.0	2.8	0.4	6.2	5.6	3.4	0.025	B9A	15
E180F(SQ)	6.3	0.3	190	160	-1.0	13.0	3.3	0.035	16.5	7.9	2.9	0.02	B9A	31
EF80	6.3	0.3	170	170	-2.0	10.0	2.5	0.4	7.4	7.5	3.3	0.007	B9A	3
EF86	6.3	0.2	250	140	-2.0	3.0	0.6	2.5	2.0	3.8	5.1	0.005	B9A	13
EF91														
M8083(SQ)	6.3	0.3	250	250	-2.0	10.0	2.5	1.0	7.6	7.0	2.0	0.008	B7G	8
EF92														
M8161(SQ)	6.3	0.2	250	150	-0.65	8.0	2.0	0.5	2.5	4.5	7.0	0.004	B7G	8
EF95														
M8100(SQ)	6.3	0.175	180	120	-2.0	7.7	2.4	0.69	5.1	4.0	2.8	0.02	B7G	2
EF183 (VM)	6.3	0.3	200	90	-2.0	12.0	4.5	0.5	12.5	9.5	3.0	<0.0055	B9A	3

Current Types

E810F	6.3	0.34	120	150	-1.9	35.0	5.0	0.042	50	—	0.04	0.032	B9A	64
EF184	6.3	0.3	170	170	-2.0	10.0	4.1	0.33	15.6	10.0	3.0	<0.0055	B9A	3
PCF802 (TP)	9.0	0.3	100	100	-1.0	6.0	1.7	0.4	5.5	5.4	—	0.06	B9A	15
PCL84 (TP)	15.0	0.3	200	200	-2.9	18.0	3.0	0.15	10.4	8.7	4.2	0.1	B9A	36
PFL200 (DP)	16.5	0.3	150	150	-2.3	10.0	3.0	0.16	8.5	10.0	11.0	0.14	B10B	1

TUNGSRAM

Replacement Types

ECH84 (TH)	6.3	0.3	135	14	0	1.7	0.9	—	2.2	—	—	0.009	B9A	53
EF80	6.3	0.3	170	170	-2.0	10.0	2.5	0.5	7.4	7.5	3.3	0.007	B9A	3
EF85	6.3	0.3	250	100	-2.0	10.0	2.5	0.5	6.0	7.2	3.7	0.007	B9A	3
EF86	6.3	0.2	250	140	-2.0	3.0	0.6	2.5	2.0	4.0	5.5	0.025	B9A	13
EF89 (VM)	6.3	0.2	250	100	-2.0	9.0	3.0	1.0	3.6	5.5	5.1	0.002	B9A	25
EF183 (VM)	6.3	0.3	200	90	-2.0	12.0	4.5	0.5	12.5	9.5	3.0	0.005	B9A	3
PCH200 (TH)	8.5	0.3	14	14	-1.8	20.0	—	—	—	—	—	0.1	B10B	4

Current Types

EF184	6.3	0.3	170	170	-2.0	10.0	4.1	0.33	15.6	10.0	3.0	0.005	B9A	3
PCL84 (TP)	15.0	0.3	220	220	-3.4	18.0	3.0	0.15	10.0	8.7	4.2	0.1	B9A	36
PFL200 (DP)	16.5	0.3	170	170	-2.6	30.0	6.5	0.04	21.0	12.0	7.0	0.09	B10B	1

# Output Valves 1

(Triodes, tetrodes and pentodes, Class-A operation)

Type	Heater		Volts			Current (mA)		$I_g$ ( $\Omega$ )	$E_{wv}$ (mA/V)	$R_K$ ( $\Omega$ )	$R_L$ ( $\Omega$ )	Power Output (W)	D (%)	Base		
	Volts	Amps	Anode	Screen	Grid	Anode	Screen							Type	Ref	
<b>BRIMAR</b>																
<i>Replacement Types</i>																
6CL6	(P)	6.3	0.65	250	150	-3.0	30.0	7.0	150,000	11.0	—	7,500	2.8	8.0	B9A	60
EL506	(P)	6.3	0.8	300	300	-10.0	60.0	8.0	25,000	10.2	—	3,000	10.0	13.0	B9D	2
<i>Current Types</i>																
5763																
6062(SQ)	(BT)	6.0	0.75	300	225	-7.4	40.0	2.4	65,000	6.3	175	8,500	4.15	7.6	B9A	4
6061(SQ)	(BT)	6.3	0.45	315	225	-13.0	34.0	2.2	77,000	3.75	360	8,500	5.5	12.0	B9A	11
6132(SQ)	(BT)	6.3	0.75	250	250	-4.5	40.0	6.0	50,000	11.0	100	6,000	3.0	8.5	B9A	11
6AK6	(P)	6.3	0.15	180	180	-9.0	15.0	2.5	200,000	2.3	520	10,000	1.1	10.0	B7G	4
6AQ5	(BT)	6.3	0.45	250	250	-12.5	45.0	4.5	52,000	4.1	240	5,000	4.5	8.0	B7G	11
6BW6	(BT)	6.3	0.45	315	225	-13.0	34.0	2.2	77,000	3.75	360	8,500	5.5	12.0	B9A	11
6CH6	(BT)	6.3	0.75	250	250	-4.5	40.0	6.0	50,000	11.0	100	6,000	3.0	8.5	B9A	11
6L6GA	(BT)	6.3	0.9	350	250	-18.0	54.0	2.5	33,000	5.2	300	4,200	11.0	15.0	IO	4
6V6GT	(BT)	6.3	0.45	315	225	-13.0	34.0	2.2	77,000	3.75	380	8,500	5.5	12.0	IO	4
807	(BT)	6.3	0.9	500	200	-14.5	50.0	1.6	39,000	5.7	280	6,000	11.5	12.0	UX5	1
EL34	(P)	6.3	1.5	250	250	-12.2	100	15.0	15,000	11.0	106	2,000	11.0	10.0	IO	17
EL90	(P)	6.3	0.45	250	250	-12.5	45.0	4.5	52,000	4.1	250	5,000	4.5	8.0	B7G	11
EL821	(P)	6.3	0.75	250	250	-4.5	40.0	6.0	50,000	11.0	—	—	—	—	B9A	11
<b>I. T. T.</b>																
<i>Current Types</i>																
12E1		6.3	1.6	150	150	-10.0	200	10.0	—	14.0	—	—	35	—	IO	5
12E1C		6.3	1.6	150	150	-10.0	200	10.0	—	14.0	—	—	35	—	IO	19
S11E12(SQ)		6.3	1.6	150	150	-8.5	200	12.0	—	13.5	—	—	28	—	IO	19
13E1		13.0	2.6	150	150	-14.0	500	—	130	35.0	—	—	90	—	B7A	2
15E12		13.0	2.6	150	150	-33.0	500	—	110	25.0	—	—	90	—	B7A	2
<b>MAZDA</b>																
<i>Replacement Types</i>																
PL83	(P)	15.0	0.3	170	170	-2.3	36.0	5.0	100,000	10.0	—	—	—	—	B9A	7
30P16	(P)	16.5	0.3	170	170	-10.4	53.0	10.0	20,000	9.0	165	3,000	4.0	10.0	B9A	8
PL82	(P)	16.5	0.3	170	170	-10.4	53.0	10.0	20,000	9.0	165	3,000	4.0	10.0	B9A	8
UCL83	(TP)	38.0	0.1	170	170	-9.5	30.0	5.0	53,000	5.5	—	—	5.4	—	B9A	17
<i>Current Types</i>																
6P15	(P)	6.3	0.76	250	250	-7.3	48.0	5.5	25,000	5.0	680	9,000	3.4	10.0	B9A	26
6PL12	(T, BT)	6.3	0.78	250	250	-22.5	28.0	5.5	150,000	3.3	—	11,000	1.4	10.0	B9A	6
ECL80	(TP)	6.3	0.3	200	200	-8.0	17.5	3.3	25,000	5.0	680	9,000	3.4	10.0	B9A	26
ECL82	(TP)	6.3	0.76	250	250	-22.5	28.0	5.5	48,000	10.0	170	5,900	4.3	10.0	B9A	52
ECL86	(TP)	6.3	0.66	250	250	-7.0	36.0	6.0	38,000	11.3	135	4,000	5.4	10.0	B9A	8
EL84	(P)	6.3	0.76	250	250	-7.3	48.0	5.5	—	6.7	270	5,000	2.25	7.0	B9A	8
30P12	(BT)	12.6	0.3	170	180	-10.3	31.0	7.3	53,000	5.5	—	5,500	2.2	10.0	B9A	17
PCL83	(TP)	12.6	0.3	170	170	-9.5	30.0	5.0	45,000	10.5	125	5,100	4.1	10.0	B9A	52
PCL86	(TP)	13.6	0.3	230	230	-5.7	41.0	10.5	23,000	10.0	170	2,200	5.2	10.0	B9A	8
30P18	(P)	15.0	0.3	160	170	-12.5	70.0	5.0	23,000	10.0	170	2,200	5.2	10.0	B9A	8
PL84	(P)	15.0	0.3	170	170	-12.5	70.0	5.0	20,000	6.4	380	5,600	3.5	10.0	B9A	26
30PL12	(T, BT)	16.0	0.3	200	200	-16.0	35.0	7.0	20,000	6.4	380	5,600	3.5	10.0	B9A	26
PCL82	(TP)	16.0	0.3	200	200	-16.0	35.0	7.0	—	7.5	—	—	—	—	B9A	26
30PL13	(T, BT)	16.0	0.3	170	170	-13.5	45.0	9.0	—	40.0	36	—	6.0	—	B9A	65
PL802	(P)	16.0	0.3	170	170	—	30.0	6.5	—	9.0	—	—	12.0	—	B9D	6
PL508	(P)	17.0	0.3	190	190	-17.0	60.0	5.0	23,000	10.0	—	2,200	5.2	10.0	B9A	8
10P18	(P)	45.0	0.1	160	170	-12.5	70.0	5.0	23,000	10.0	—	2,200	5.2	10.0	B9A	8
UL84	(P)	45.0	0.1	160	170	-12.5	70.0	5.0	20,000	6.4	380	5,600	3.5	10.0	B9A	26
10PL12	(T, BT)	50.0	0.1	200	200	-16.0	35.0	7.0	20,000	6.4	380	5,600	3.5	10.0	B9A	26
UCL82	(TP)	50.0	0.1	200	200	-16.0	35.0	7.0	20,000	6.4	380	5,600	3.5	10.0	B9A	26

Output Valves 1

Type	Heater		Volts			Current (mA)		$r_p$ ( $\Omega$ )	$g_m$ (mA/V)	$R_k$ ( $\Omega$ )	$R_L$ ( $\Omega$ )	Power Output (W)	D (%)	Base	
	Volts	Amps	Anode	Screen	Grid	Anode	Screen							Type	Ref
<b>M. O. VALVE CO.</b>															
<i>Current Types</i>															
CCS1	(BT)	6.0	2.6	500	250	—	200	—	—	12.0	—	—	250	—	B8F special
CCS2	(BT)	6.0	2.6	500	250	—	200	—	—	12.0	—	—	250	—	B8F special
CCS3	(BT)	6.0	2.4	250	250	-45.0	150	20.0	—	10.0	—	—	50	—	B8F special
A2134	(P)	6.3	0.635	165	165	-9.3	53.0	9.0	23,200	9.5	150	3,000	4.1	10.0	B7G 10
A2426	(BT)	6.3	1.3	150	150	-13.5	50.0	5.0	—	8.0	—	—	15.0	—	I0 21
A3042	(P)	6.3	1.2	150	150	-12.5	50.0	4.0	—	8.5	—	—	12.0	—	B9A 9
KT66	(BT)	6.3	1.27	250	250	-15.0	85.0	6.3	22,500	6.3	160	2,200	7.25	9.0	I0 4
KT88	(BT)	6.3	1.6	300	300	-20.0	130	13.5	—	12.0	11,150	3,500	—	7.0	I0 special
TT100	(BT)	6.3	3.2	150	150	-70.0	400	—	—	28.0	—	—	100	—	B12F special

MULLARD

*Replacement Types*

E55L	(P)	6.3	0.6	200	175	-55.0	50.0	5.5	20,000	45.0	270	—	—	—	B9D 4
ECL80	(TP)	6.3	0.3	200	200	-8.0	17.5	3.3	150,000	3.3	—	11,000	1.4	10.0	B9A 6
ECL82	(TP)	6.3	0.78	250	250	-22.5	28.0	5.7	25,000	5.0	680	9,000	3.4	10.0	B9A 26
ECL83	(TP)	6.3	0.6	200	200	-13.0	27.0	4.4	53,000	5.5	—	75,000	2.5	10.5	B9A 17
ECL86	(TP)	6.3	0.7	250	250	-7.0	36.0	6.0	48,000	10.0	170	7,000	4.0	10.0	B9A 52
EL34	(P)	6.3	1.5	250	250	-12.2	100	15.0	15,000	11.0	120	2,000	11.0	11.0	I0 17
EL84	(P)	6.3	0.76	250	250	-7.3	48.0	5.5	38,000	11.3	135	5,200	5.7	10.0	B9A 8
EL95	(P)	6.3	0.2	250	250	-9.0	24.0	4.5	80,000	5.0	320	10,000	3.0	12.0	B7G 23
PCL83	(TP)	12.6	0.3	170	170	-9.5	30.0	5.0	53,000	5.5	—	5,500	2.5	10.5	B9A 17
PCL84	(TP)	15.0	0.3	220	220	-3.4	18.0	3.1	150,000	10.0	—	—	—	—	B9A 36
PL83	(P)	15.0	0.3	170	170	-2.3	36.0	5.0	100,000	10.0	—	—	—	—	B9A 7
PL84	(P)	15.0	0.3	170	170	-12.5	70.0	3.5	26,000	11.0	—	—	—	—	B9A 8
UCL83	(TP)	40.0	0.1	170	170	-9.5	30.0	5.0	53,000	5.5	—	5,500	2.5	10.5	B9A 17
UL84	(P)	45.0	0.1	170	170	-12.5	70.0	5.0	23,000	10.0	170	2,400	5.6	10.0	B9A 8
UCL82	(TP)	50.0	0.1	250	250	-22.5	28.0	5.5	25,000	5.0	—	9,000	3.4	10.0	B9A 36

*Current Types*

PCL86	(TP)	13.3	0.3	230	230	-5.7	41.0	10.5	45,000	10.5	125	5,100	4.1	10.0	B9A 52
PCL82	(TP)	16.0	0.3	170	170	-11.5	41.0	9.0	16,000	7.5	—	3,900	3.3	10.0	B9A 26
PFL200	(TP)	16.5	0.3	170	170	-2.6	30.0	6.5	40,000	21.0	—	—	—	—	B10B 1
PCL805	(TP)	17.5	0.3	100	170	-1.0	200	35.0	11,000	5.5	—	—	—	—	B9A 42
PCL85	(TP)	18.0	0.3	170	170	-15.0	41.0	2.7	25,000	7.25	—	—	—	—	B9A 42

TUNGSRAM

*Replacement Types*

ECL80	(TP)	6.3	0.3	200	200	-8.0	17.5	3.3	150,000	3.3	—	11,000	1.4	10.0	B9A 6
ECL82	(TP)	6.3	0.78	200	200	-16.0	35.0	7.0	20,000	6.4	—	5,600	3.5	10.0	B9A 26
ECL86	(TP)	6.3	0.68	250	250	-7.0	36.0	6.0	48,000	10.0	170	5,900	4.3	10.0	B9A 52
EL34	(P)	6.3	1.5	250	250	-12.2	100	15.0	15,000	11.0	106	2,000	11.0	10.0	I0 17
EL84	(P)	6.3	0.76	250	250	-7.3	48.0	5.5	38,000	11.0	135	5,200	5.7	10.0	B9A 8
EL95	(P)	6.3	0.2	250	250	-9.0	24.0	4.5	80,000	5.0	320	10,000	3.0	12.0	B7G 23
PCL83	(TP)	12.6	0.3	200	200	-13.0	27.0	4.4	45,000	5.5	220	6,000	2.5	10.0	B9A 17
PL83	(P)	15.0	0.3	200	200	-3.5	36.0	5.0	41,000	10.0	68	5,000	1.1	7.8	B9A 7
PL84	(P)	15.0	0.3	170	170	-12.5	70.0	3.5	26,000	11.0	—	—	—	—	B9A 8
UCL83	(TP)	40.0	0.1	170	170	-9.5	30.0	5.0	53,000	5.5	—	5,500	2.5	10.5	B9A 17
UL84	(P)	45.0	0.1	170	170	-12.5	70.0	5.0	23,000	10.0	170	2,400	5.6	10.0	B9A 8
UCL82	(TP)	50.0	0.1	250	250	-22.5	28.0	5.5	25,000	5.0	—	9,000	3.4	10.0	B9A 26

*Current Types*

PCL86	(TP)	13.6	0.3	230	230	-5.7	41.0	10.5	45,000	10.5	125	5,100	4.1	10.0	B9A 52
PCL82	(TP)	16.0	0.3	200	200	-16.0	35.0	6.5	20,000	6.4	—	5,600	3.5	10.0	B9A 26
PL802	(P)	16.0	0.3	170	170	—	30.0	6.5	—	40.0	36.0	—	6.0	—	B9A 65
PL508	(P)	17.0	0.3	190	190	-17.0	60.0	5.0	—	9.0	—	—	12.0	—	B9D 6
PCL805/85(TP)		17.5	0.3	100	170	-1.0	200	35.0	11,000	5.5	—	—	—	—	B9A 42



## Output Valves 2

(Push-pull operation)

Type	Heater		Volts			Current (mA) (per valve)		Input Volts (peak) 8-8	R <sub>N</sub> (Ω)	R <sub>K</sub> (per valve) (Ω)	R <sub>L</sub> a-a (Ω)	Power Output (W)	D (%)	Class	Base		
	Volts	Amps	Anode	Screen	Grid	Anode	Screen								Type	Ref.	
<b>BRIMAR</b>																	
<i>Replacement Types</i>																	
EL506 (P)	6.3	0.8	{ 450 450	400	-21.0	72.0	15.0	42.0	—	—	6,600	45.0	1.5	AB <sub>1</sub>	B9D	2	
				400	—	47.0	11.0	11.0	—	170§	9,000	28.0	2.0				
<i>Current Types</i>																	
5763 (BT)	6.0	0.75	300	225	—	43.0	7.3	13.75	—	68§	11,500	7.5	4.2	A <sub>1</sub> AB <sub>1</sub> AB <sub>2</sub>	B9A	4	
			300	225	—	28.5	7.3	21.0	—	150§	13,500	8.8	4.4				
			300	225	-12.5	70.0	9.0	71.0	—	—	4,500	25.0	9.6				
6AK6 (P)	6.3	0.15	180	180	—	14.5	3.8	18.0	∞	260§	20,000	2.5	5.3	A <sub>1</sub> AB <sub>1</sub>	B7G	4	
			225	225	-21.0	15.7	4.0	42.0	∞	—	20,000	5.2	4.2				
6BW6 (BT)	6.3	0.45	250	250	—	49.0	6.8	26.0	∞	120§	10,000	9.0	2.5	A <sub>1</sub> AB <sub>1</sub> AB <sub>2</sub>	B9A	11	
			285	285	—	39.3	5.0	45.0	∞	260§	8,000	12.0	1.0				
			315	285	-19.0	77.5	8.0	80.0	—	—	5,000	30.0	7.0				
6CH6 (BT)	6.3	0.75	250	250	—	40.0	8.8	9.0	∞	50§	9,000	8.0	7.5	A <sub>1</sub>	B9A	11	
			(T)	250	—	46.0	—	9.0	—	50§	5,000	1.8	1.0				
6L6GA (BT)	6.3	0.9	270	270	—	72.5	8.5	40.0	∞	125§	5,000	18.5	4.0	A <sub>1</sub> AB <sub>1</sub> AB <sub>2</sub>	I0	4	
			(T)	360	270	—	50.0	9.5	57.0	∞	250§	9,000	24.0				4.0
			360	270	-22.5	69.0	8.0	45.0	—	—	6,600	26.5	1.8				
6V6GT (BT)	6.3	0.45	285	285	-19.0	35-46	2-6.8	36.0	∞	250§	8,000	14.0	3.5	AB <sub>1</sub>	I0	4	
			(BT)	500	300	—	50-60	1.25-8.3	72.0	∞	270§	9,000	32.5				2.7
807	6.3	0.9	600	300	-29.5	40-75	0.75-8.8	59.0	∞	—	10,000	47.5	2.2	A <sub>1</sub> A <sub>1</sub> AB <sub>2</sub>	UX5	1	
			(BT)	600	300	-30.0	30-100	2.5-10.5	78.0	—	—	6,400	80.0				3.5
			(T)	400	—	-45.0	30-70	—	90.0	∞	—	3,000	15.0				3.0
EL34 (P)	6.3	1.5	375	—	-33.0	107.5	23.5	65.0	—	375§	8,000	6.0	0.6	A	—	—	
			(P)	400	—	-36.0	110.5	23.5	70.0	—	—	3,500	48.0				2.8
EL90 (P)	6.3	0.45	250	250	-15.0	35.0	2.5	30.0	—	—	3,500	54.0	1.6	AB <sub>1</sub>	I0	17	
(P)	250	250	—	40.0	8.8	9.0	∞	50§	9,000	10.0	3.0						
EL821	6.3	0.75	(BT)	—	—	46.0	—	9.0	∞	50§	9,000	8.0	7.5	A <sub>1</sub>	B9A	11	
			(T)	—	—	46.0	—	9.0	∞	50§	5,000	1.8	1.0				

§ Common resistor

### MAZDA

*Replacement Types*

30P16 (P)	16.5	0.3	170	170	—	49.0	16.5	26.0	∞	200	4,000	9.0	4.0	AB <sub>1</sub>	B9A	8
PL82 (P)	16.5	0.3	170	170	—	49.0	16.5	26.0	∞	200	4,000	9.0	4.0	AB <sub>1</sub>	B9A	8

*Current Types*

6P15 (P)	6.3	0.76	250	250	—	37.5	7.5	22.5	∞	260	8,000	11.0	3.0	AB <sub>1</sub>	B9A	8
6PL12 (TP)	6.3	0.78	200	200	—	39.5	16.5	35.0	—	380	6,000	9.0	4.0	AB <sub>1</sub>	B9A	26
ECL82 (TP)	6.3	0.78	200	200	—	39.5	16.5	35.0	—	380	6,000	9.0	4.0	AB <sub>1</sub>	B9A	26
ECL86 (TP)	6.3	0.66	250	250	—	35.5	8.9	15.5	—	180	8,200	10.0	5.0	AB	B9A	52
EL84 (P)	6.3	0.76	300	300	—	46.0	11.0	28.0	∞	270	8,000	17.0	4.0	AB	B9A	8
PCL83 (TP)	12.6	0.3	200	200	—	29.0	8.5	33.0	—	220§	7,500	7.2	4.2	AB	B9A	17
30PL12(TP)	16.0	0.3	200	200	—	39.5	16.5	35.0	—	380	6,000	9.8	4.0	AB	B9A	26
PCL82 (TP)	16.0	0.3	200	200	—	39.5	16.5	35.0	—	380	6,000	9.8	4.0	AB	B9A	26
10P18 (P)	45.0	0.1	200	200	—	60.0	15.0	41.0	—	300	3,500	15.0	3.5	AB	B9A	8
UL84 (P)	45.0	0.1	200	200	—	60.0	15.0	41.0	—	300	3,500	15.0	3.5	AB	B9A	8

§ Common resistor

### M. O. VALVE CO.

*Current Types*

A2134	{ (P) (T)	6.3	0.635	250 165	165	— -10.5	40.0 32.5	12.0 —	30.0 24.0	— —	300 330	7,500 3,000	13.3 2.6	4.5 1.4	AB <sub>1</sub>	B7G	10
-------	--------------	-----	-------	------------	-----	------------	--------------	-----------	--------------	--------	------------	----------------	-------------	------------	-----------------	-----	----

(Continued)

### Output Valves 2

Type	Heater		Volts			Current (mA) (per valve)		Input Volts (peak) g-B	R <sub>JN</sub> (Ω)	R <sub>K</sub> (per valve) (Ω)	R <sub>L</sub> a-a (Ω)	Power Output (W)	D (%)	Class	Base	
	Volts	Amps	Anode	Screen	Grid	Anode	Screen								Type	Ref.

#### M.O. VALVE CO. (Continued)

##### Current Types (Continued)

KT88	(BT)	6.3	1.6	425	425	-44.0	83.0	—	110	—	525	6,000	50.0	2.0	UL, AB <sub>1</sub>	IO	4
				550	550	-80.0	150	—	160	—	—	4,500	100	3.6	UL, AB <sub>1</sub>		
	(T)			425	—	—	90.0	—	100	—	525	4,000	27.0	1.3	A		
TT21		6.3	1.6	1,250	300	-45.0	28-130	71.0	12.0	11.0	—	15,000	200	7.0	AB <sub>1</sub>	IO	18
DA41	(T)	7.5	3.1	1,000	—	0	140	—	220	—	—	7,000	175	5.0	B	UX4	3
DA42	(T)	7.5	1.2	1,250	—	-4.0	120	—	200	—	—	13,000	200	6.0	B	4-pin	
TT22		12.6	0.8	1,250	300	-45.0	28-130	71.0	12.0	11.0	—	15,000	200	7.0	AB <sub>1</sub>	IO	16

#### MULLARD

##### Replacement Types

ECL82 (TP)	6.3	0.78	250	250	—	27.5	9.2	53.7	—	390	10,000	9.0	5.0	AB	B9A	26		
ECL83 (TP)	6.3	0.6	200	200	—	29.0	8.5	33.0	—	220†	7,500	7.2	4.2	AB	B9A	17		
ECL86 (TP)	6.3	0.66	300	300	—	37.0	10.6	23.8	—	260	9,100	13.6	4.0	—	B9A	52		
EL34	(P)	6.3	1.5	375 R <sub>g2</sub>	600Ω †	-33.0	107.5	23.5	65.0	—	—	3,500	48.0	2.8	—	IO	17	
				(P)†	800	400	-39.0	91.0	19.0	66.0	—	—	11,000	100	5.0			—
				(P)	400 R <sub>g2</sub>	800Ω †	-36.0	110.5	23.0	70.0	—	—	3,500	54.0	1.6			—
				(P)	375 R <sub>g2</sub>	470Ω †	—	94.0	19.5	56.0	—	260	3,500	35.0	1.7			—
				(P)	450 R <sub>g2</sub>	1kΩ †	—	71.5	22.0	75.0	—	465	6,500	40.0	5.1			—
(P)	430 R <sub>g2</sub>	1kΩ †	—	70.0	14.0	70.0	—	470	6,000	34.0	2.5	UL, AB <sub>1</sub>						
(T)	430	—	—	70.0	—	70.0	—	440	5,000	19.0	1.8	—						
EL84	(P)	6.3	0.76	300	300	—	46.0	11.0	28.0	—	270	8,000	17.0	4.0	AB	B9A	8	
EL95	(P)	6.3	0.2	250	250	-9.0	24.0	7.5	13.0	—	—	10,000	6.5	3.5	B	B7G	23	
PCL83 (TP)	12.6	0.3	200	200	—	29.0	8.5	33.0	—	220	7,500	7.2	4.2	AB	B9A	17		

##### Current Types

PCL82 (TP)	16.0	0.3	200	200	—	39.5	16.5	35.4	—	390	6,000	9.8	4.0	AB	B9A	26
------------	------	-----	-----	-----	---	------	------	------	---	-----	-------	-----	-----	----	-----	----

† Fixed bias and separate screen grid supply. ‡ Common resistor

#### L.T.T.

##### Replacement Types

5B/254M (T)	6.3	0.9	400	—	-45.0	140	—	90.0	—	—	3,000	15.0	3.0	AB <sub>1</sub>	B8B	8
5B/255																

### Output Valves 3

For television line scan

Type	Heater		Anode Supply Volts	Screen Volts	Typical R <sub>K</sub> (Ω)	Positive Surge Anodic Volts (max.)	Negative Surge Grid Volts (max.)	Max. Diss. (W)		Typical Current (mA)		Base	
	Volts	Amps						Anode	Screen	Anode	Screen	Type	Ref.

#### MAZDA

##### Current Types

PL81A		21.5	0.3	170	170	—	7,000	1,000	7.5	4.5	45.0	2.2	B9A	9
30P19	(BT)	25.0	0.3	230	200	—	7,000	—	11.0	5.0	100	15.0	IO	16
PL36		25.0	0.3	230	200	—	7,000	1,500	11.0	5.0	100	16.0	IO	16
PL302		25.0	0.3	230	200	—	7,000	—	11.0	5.0	100	15.0	IO	16
PL500		27.0	0.3	230	200	—	7,000	—	12.0	5.0	100	10.0	B9D	1
PL504	(P)	27.0	0.3	75	200	—	7,000	—	—	—	440	30.0	B9D	1
PL509	(P)	40.0	0.3	160	160	—	8,000	550	40.0	9.0	1.4A	45.0	B9D	7

Type	Heater		Anode Supply Volts	Screen Volts	Typical $R_A$ ( $\Omega$ )	Positive Surge Anode Volts (max.)	Negative Surge Grid Volts (max.)	Max. Diss. (W)		Typical Current (mA)		Base	
	Volts	Amps						Anode	Screen	Anode	Screen	Type	Ref.

**MULLARD***Replacement Types*

PD500 (T)	7.3	0.3	25,000	—	—	—	—	30.0	—	1.6	—	B9D	5
PL36	25.0	0.3	170	170	—	7,000	1,000	10.0	5.0	100	8.0	I0	16

*Current Types*

PL802 (P)	16.0	0.3	170	170	39	—	—	6.0	3.0	30.0	6.5	B9A	65
PL508 (P)	17.0	0.3	190	190	—	2,500	—	12.0	3.0	60.0	5.0	B9D	6
PL504 (P)	27.0	0.3	75	200	—	7,000	—	—	—	440	30.0	B9D	1
PL509 (P)	40.0	0.3	160	160	—	7,000	550	30.0	7.0	1.4A	45.0	B9D	7

**TUNGSRAM***Replacement Types*

PD500 (T)	7.3	0.3	25,000	—	—	—	—	30.0	—	1.6	—	B9D	5
PL36	25.0	0.3	230	200	—	7,000	1,500	11.0	5.0	100	16.0	I0	16

*Current Types*

PL504 (P)	27.0	0.3	75	200	—	7,000	—	—	—	440	30.0	B9D	1
PL509 (P)	40.0	0.3	160	160	—	8,000	550	40.0	9.0	1.4A	45.0	B9D	7

**Amplifier Triodes**

Type	Heater		Volts		Anode Current (mA)	$r_g$ ( $\Omega$ )	$E_{m1}$ (mA/V)	Capacitance (pF)			Base	
	Volts	Amps	Anode	Grid				$C_{gk}$	$C_{ak}$	$C_{ga}$	Type	Ref.

**BRIMAR***Replacement Types*

6AM4	6.3	0.225	200	-1.0	10.0	8,700	9.8	4.4	0.16	2.4	B9A	27
------	-----	-------	-----	------	------	-------	-----	-----	------	-----	-----	----

*Current Types*

6AT6 (DD)	6.3	0.3	250	-3.0	1.0	58,000	1.2	2.3	1.1	2.1	B7G	7	
6BQ7A (DT)	6.3	0.4	150	-2.0	9.0	6,100	6.4	2.85	0.15	1.15	B9A	28	
6C4	6.3	0.15	250	-8.5	10.5	7,700	2.2	1.8	1.3	1.6	B7G	3	
6SL7GT (DT)	6.3	0.3	250	-2.0	2.3	44,000	1.6	2.15	0.9	3.5	I0	3	
6SN7GT (DT)	6.3	0.6	250	-8.0	9.0	7,700	2.6	2.6	0.8	4.1	I0	3	
12AT7 } 6060(SQ) }	(DT)	6.3	0.3†	250	-2.0	10.0	10,000	5.5	2.5	0.4	1.5	B9A	1
12AU7 } 6067(SQ) }	(DT)	6.3	0.3†	250	-8.5	10.5	7,700	2.2	1.6	0.5	1.5	B9A	1
12AX7 } 6057(SQ) }	(DT)	6.3	0.3†	250	-2.0	1.2	62,500	1.6	1.6	0.46	1.7	B9A	1
12BH7 (DT)	6.3	0.6†	250	-10.5	11.5	5,500	3.1	3.0	0.8	2.4	B9A	1	
13D8 (DT)	6.3	0.3†	250	-8.5	10.5	7,700	2.2	1.6	0.5	1.5	B9A	1	
5965 (DT)	6.3	0.45	150	—	8.2	7,250	6.5	3.8	0.5	3.0	B9A	1	
6080 (DT)	6.3	2.5	100	-30.0	100	300	6.5	5.5	2.5	8.6	I0	22	
E88CC(SQ) (DT)	6.3	0.3	90	-1.2	15.2	2,650	12.5	3.3	0.18	1.4	B9A	28	
EC90	6.3	0.15	250	-8.5	10.5	7,700	2.2	1.8	1.3	1.6	B7G	3	
ECC83 (DT)	6.3	0.3†	250	-2.0	1.2	62,500	1.6	1.6	0.3	1.7	B9A	1	
ECC804 (DT)	6.3	0.3†	200	-7.7	10.0	5,300	3.4	2.5	2.1	2.5	B9A	28	
ECC807 (DT)	6.3	0.3†	250	-1.5	1.3	62,500	2.4	2.0	1.35	2.3	B9A	62	
ECF804 (TP)	6.3	0.45	150	-1.5	13.5	5,300	7.2	2.5	1.5	1.8	B9A	15	
PCE82 (T, BT)	10.0	0.3	150	-4.9	10.0	4,900	3.7	2.2	1.9	2.4	B9A	33	
12AT6 (DD)	12.6	0.15	250	-3.0	1.0	58,000	1.2	2.3	1.1	2.1	B7G	7	
12SL7GT (DT)	12.6	0.15	250	-2.0	2.3	44,000	1.6	2.15	0.9	3.5	I0	3	

Amplifier Triodes

Type	Heater		Volts		Anode Current (mA)	$r_g$ ( $\Omega$ )	$E_{m1}$ (mA/V)	Capacitance (pF)			Base	
	Volts	Amps	Anode	Grid				$C_{gk}$	$C_{ak}$	$C_{ga}$	Type	Ref.
<b>MAZDA</b>												
<i>Current Types</i>												
PC86	3.8	0.3	175	-1.5	12.0	4,850	14.0	3.6	0.2	2.0	B9A	50
PC88	3.8	0.3	160	-1.25	12.5	4,800	13.5	3.8	0.055	1.2	B9A	51
PC97	4.5	0.3	135	-1.0	11.0	5,000	13.0	3.2	0.21	0.48	B7G	30
6/30L2 (DT)	6.3	0.3	200	-7.7	10.0	5,300	3.4	2.5	2.1	2.5	B9A	28
6F12 (P)	6.3	0.3	250	-2.0	12.6	8,000	9.4	—	—	—	B7G	8
6F23 (P)	6.3	0.3	170	-1.9	12.6	4,800	11.6	—	—	—	B9A	3
6L12 (DT)	6.3	0.435	250	-2.3	10.0	9,700	5.9	3.0	1.2	1.5	B9A	28
6L13 (DT)	6.3	0.3†	250	-2.0	1.2	62,500	1.6	1.6	0.46	1.7	B9A	1
6PL12 (T, BT)	6.3	0.78	100	0	3.5	28,000	2.5	3.0	4.3	4.2	B9A	26
EBC90 (DD)	6.3	0.3	250	-3.0	1.0	58,000	1.2	2.3	1.1	2.1	B7G	7
ECC81 (DT)	6.3	0.3†	250	-2.0	10.0	10,000	5.5	2.5	0.4	1.5	B9A	1
ECC82 (DT)	6.3	0.3†	250	-8.5	10.5	7,700	2.2	1.6	0.5	1.5	B9A	1
ECC83 (DT)	6.3	0.3†	250	-2.0	1.2	62,500	1.6	1.6	0.3	1.7	B9A	1
ECC85 (DT)	6.3	0.435	250	-2.3	10.0	9,700	5.9	3.0	0.18	1.5	B9A	28
ECC804 (DT)	6.3	0.3	200	-7.7	10.0	5,300	3.4	2.5	2.1	2.5	B9A	28
ECL80 (TP)	6.3	0.3	100	-2.3	4.0	12,500	1.4	2.0	0.3	0.9	B9A	6
ECL82 (TP)	6.3	0.78	100	0	3.5	28,000	2.5	3.0	4.3	4.2	B9A	26
ECL86 (TP)	6.3	0.66	250	-1.9	1.2	62,000	1.6	2.3	2.5	1.4	B9A	52
30L1 (DT)	7.0	0.3	100	-1.5	12.0	4,000	6.0	2.3	0.5	1.1	B9A	18
30L15 (DT)	7.0	0.3	90	-1.2	15.0	3,100	9.0	3.1	—	—	B9A	18
PCC84 (DT)	7.0	0.3	90	-1.5	12.0	4,000	6.0	2.3	0.5	1.1	B9A	18
PCC806 (DT)	7.2	0.3	75	-0.75	15.0	2,400	16.5	4.1, 6.3	1.8, 0.17	1.6, 3.3	B9A	63
30L17 (DT)	7.2	0.3	75	-0.75	15.0	2,400	16.5	4.1, 6.3	1.8, 0.17	1.6, 3.3	B9A	63
30F5 (P)	7.3	0.3	170	-1.85	12.6	—	11.0	—	—	—	B9A	3
30FL14 (TP)	7.4	0.3	100	-3.0	14.0	3,100	5.5	2.4	1.6	2.1	B9A	54
PCF808 (TP)	7.4	0.3	100	-3.0	14.0	3,100	5.5	2.4	1.6	2.1	B9A	54
PCC89 (DT)	7.5	0.3	90	-1.2	15.0	2,900	12.3	3.8, 6.3	2.5, 0.2	1.9, 4.1	B9A	18
PCC189 (DT)	7.6	0.3	90	-1.4	15.0	2,500	12.5	3.5, 6.0	1.7, 0.18	1.9, 1.9	B9A	28
PCF802 (TP)	9.0	0.3	200	-2.0	3.5	20,000	3.5	2.4	—	1.5	B9A	15
30FL1 (T, BT)	9.4	0.3	200	-7.7	10.0	5,300	3.4	3.6	2.6	2.7	B9A	33
30FL12 (T, BT)	10.0	0.3	150	-4.9	10.0	4,900	3.7	2.2	1.9	2.4	B9A	33
PCL83 (TP)	12.6	0.3	250	-8.5	10.5	7,700	2.2	2.0	0.35	1.6	B9A	17
30PL1 (T, BT)	13.0	0.3	200	-7.7	10.0	5,300	3.4	2.6	2.0	2.4	B9A	17
PCL86 (TP)	13.6	0.3	230	-1.7	1.2	62,000	1.6	2.3	2.5	1.4	B9A	52
PCL84 (TP)	15.0	0.3	200	-1.7	3.0	16,200	4.0	3.8	2.3	2.7	B9A	36
30PL12 (T, BT)	16.0	0.3	100	0	3.5	28,000	2.5	2.7	4.0	4.0	B9A	26
30PL13 (T, BT)	16.0	0.3	200	-7.7	10.0	5,300	3.4	2.1	1.9	2.3	B9A	26
30PL14 (T, BT)	16.0	0.3	200	-7.7	10.0	5,300	3.4	2.1	1.9	2.3	B9A	26
30PL15 (T, BT)	16.0	0.3	100	-2.1	10.0	4,200	4.3	2.0	1.8	2.3	B9A	42
PCL82 (TP)	16.0	0.3	100	0	3.5	28,000	2.5	2.7	4.0	4.0	B9A	26
PCL805/85 (TP)	18.0	0.3	100	-0.85	5.0	11,000	5.5	3.0	2.5	1.9	B9A	42
10PL12 (T, BT)	50.0	0.1	100	0	3.5	28,000	2.5	3.0	4.3	4.5	B9A	26
UCL82 (TP)	50.0	0.1	100	0	3.5	28,000	2.5	3.0	4.3	4.5	B9A	26

M.O. VALVE CO.

Replacement Types

L63	6.3	0.3	250	-8.0	9.0	7,700	2.6	3.8	3.2	4.1	I0	2
-----	-----	-----	-----	------	-----	-------	-----	-----	-----	-----	----	---

Current Types

DA100	6.0*	2.7	1,250	-200	100	1,410	3.9	15.8	10.8	15.7	special 4-pin	
A2521	6.3	0.3	250	—	16.0	—	15.0	3.5	0.06	1.6	B9A	46
A2599	6.3	0.3	250	—	16.0	—	15.0	3.5	0.7	1.1	B9A	47
A2688	6.3	0.37	200	—	16.0	—	15.0	2.7	0.2	1.1	B7G	9
A3343	6.3	0.4	250	-1.0	10.0	2,700	6.5	2.1	0.01	1.0	Disc seal	
A3394	6.3	0.3	250	-9.5	10.0	2,000	12.0	7.5	3.5	3.5	B9A	66
EF86/Z729	6.3	0.2	250	-5.0	4.0	16,000	2.0	—	—	—	B9A	13
5842/417A	6.3	0.3	180	—	25.0	—	25.0	6.5	0.35	1.8	B9A	—
DA4Z	7.5	1.2	1,000	—	40.0	24,000	3.0	5.2	1.0	4.0	4-pin	

Amplifier Triodes

Type	Heater		Volts		Anode Current (mA)	$r_g$ ( $\Omega$ )	$E_m$ (mA/V)	Capacitance (pF)			Base	
	Volts	Amps	Anode	Grid				$C_{gk}$	$C_{ak}$	$C_{ga}$	Type	Ref.

**MULLARD**

*Replacement Types*

PC861 (DT)	3.8	0.3	175	-1.5	12.0	4,850	14.0	3.6	0.2	2.0	B9A	50
PC881 (T)	3.8	0.3	160	-1.25	12.5	4,800	13.5	3.8	0.055	1.7	B9A	51
PC900** (T)	4.0	0.3	200	-0.5	17.0	5,000	14.5	3.3	0.08	0.35	B7G	33
PC97** (T)	4.5	0.3	135	-1.0	11.0	5,000	13.0	3.2	0.25	0.5	B7G	30
E80CF(SQ) (TP)	6.3	0.33	100	-1.2	14.0	3,600	5.0	2.5	1.5	1.5	B9A	15
E88C(SQ) (T)	6.3	0.155	160	-1.25	12.5	4,800	13.5	3.8	0.055	1.7	B9A	51
EC86 (DT)	6.3	0.15	100	-1.25	8.5	4,700	5.8	2.2	0.7	1.45	B8D	5
EC88 (T)	6.3	0.155	160	-1.25	12.5	4,800	13.5	3.8	0.055	1.7	B9A	51
EC91 (T)	6.3	0.3	250	-1.5	10.0	12,000	7.5	5.3	0.2	3.8	B7G	22
ECC81 } (DT)	6.3	0.3†	170	-1.0	8.5	11,000	5.9	2.3	0.2	1.6	B9A	1
M8162 }												
ECC83 } (DT)	6.3	0.3†	250	-2.0	1.2	62,500	1.6	1.6	0.46	1.7	B9A	1
M8137(SQ) }												
ECC84 (DT)	6.3	0.34	90	-1.5	12.0	4,000	6.0	2.1, 2.3	0.16, 0.45	1.1, 2.3	B9A	18
ECC85 (DT)	6.3	0.435	250	-2.3	10.0	9,700	5.9	3.0	0.18	1.5	B9A	28
ECC88 (DT)	6.3	0.33	90	-1.2	15.0	2,650	12.5	3.3	1.8	1.4	B9A	28
ECC2000(SQ) (DT)	6.3	0.335	90	-1.2	27.0	—	16.5	6.5	0.18	1.5	B10B	2
ECH84 (TH)	6.3	0.3	50	0	3.0	13,500	3.7	3.0	—	1.1	B9A	53
ECL80 (TP)	6.3	0.3	100	-2.3	4.0	12,500	1.4	2.0	0.3	0.9	B9A	6
ECL82 (TP)	6.3	0.78	100	0	3.5	28,000	2.5	2.7	4.3	4.2	B9A	26
ECL83 (TP)	6.3	0.6	200	-1.5	2.5	34,000	2.5	3.8	0.32	1.6	B9A	17
ECL86 (TP)	6.3	0.66	250	-1.9	1.2	62,000	1.6	2.3	2.5	1.4	B9A	52
PCC84 (DT)	7.0	0.3	90	-1.5	12.0	4,000	6.0	2.1	0.16	1.2	B9A	18
PCC89 (DT)	7.2	0.3	90	-1.2	15.0	2,900	12.3	3.5	2.5	1.9	B9A	18
PCC189† (VM,DT)	7.6	0.3	90	-1.4	15.0	2,500	12.5	3.5	1.7	1.9	B9A	28
PCC85 (DT)	9.0	0.3	200	-2.1	10.0	8,300	5.8	0.003	0.18	1.5	B9A	28
PCL83 (TP)	12.6	0.3	250	-8.5	10.5	7,700	2.2	2.0	0.35	1.6	B9A	17
UCL83 (TP)	40.0	0.1	200	-1.5	2.4	34,000	2.5	2.3	0.32	1.6	B9A	17
UCL82 (TP)	50.0	0.1	100	0	3.5	28,000	2.5	2.7	4.3	4.2	B9A	26

*Current Types*

E88CC(SQ) } (DT)	6.3	0.3	90	-1.0	15.0	—	12.5	3.3	1.18	1.4	B9A	28
E88CC/01(SQ) }												
ECC82 } (DT)	6.3	0.3†	250	-8.5	10.5	7,700	2.2	1.6	0.5	1.5	B9A	1
M8136(SQ) }												
PCF802 (TP)	9.0	0.3	200	-2.0	3.5	20,000	3.5	2.4	—	1.5	B9A	15
PCL86 (TP)	13.0	0.3	230	-1.7	1.2	62,000	1.6	2.3	2.5	1.4	B9A	52
PCL84 (TP)	15.0	0.3	200	-1.7	3.0	16,200	4.0	4.0	2.5	2.7	B9A	36
PCL82 (TP)	16.0	0.3	100	0	3.5	28,000	2.5	2.7	4.0	4.0	B9A	26
PCL85 (TP)	18.0	0.3	100	0	10.0	9,000	5.5	2.8	0.35	1.9	B9A	42

\*\* R.F. triode † Frame grid

**I.T.T.**

*Replacement Types*

HL23	2.0*	0.05	150	-2.4	1.5	1.2	27,000	2.75	5.25	5.0	M0	1
3A/167M	6.3	0.45	150	-1.5	40.0	47.0	1,000	11.0	2.5	4.0	B8B	6

**TUNGSRAM**

*Replacement Types*

PC86	3.8	0.3	175	-1.5	12.0	14.0	4,850	3.6	0.2	2.0	B9A	50
PC88	3.8	0.3	160	-1.25	12.5	13.5	4,800	3.8	0.055	1.2	B9A	51
PC900	3.9	0.3	135	-1.0	11.5	14.5	5,250	3.3	0.08	0.35	B7G	35
PC97 (T)	4.5	0.3	135	-1.0	11.0	13.0	5,000	3.2	0.25	0.5	B7G	30
ECC81 (DT)	6.3	0.3	250	-2.0	10.0	5.5	10,000	2.5	0.4	1.5	B9A	1
ECC83 (DT)	6.3	0.3	250	-2.0	1.2	1.6	62,500	1.6	0.3	1.7	B9A	1
ECC84 (DT)	6.3	0.33	90	-1.5	12.0	6.0	4,000	2.1	0.16	1.1	B9A	18
ECC85 (DT)	6.3	0.43	250	-2.3	10.0	5.9	9,800	3.0	0.18	1.5	B9A	28

Continued

### Amplifier Triodes

Type	Heater		Volts		Anode Current (mA)	$I_g$ ( $\Omega$ )	$E_{m1}$ (mA/V)	Capacitance (pF)			Base	
	Volts	Amps	Anode	Grid				$C_{gk}$	$C_{ak}$	$C_{ga}$	Type	Ref.

#### TUNGSRAM (Continued)

##### Replacement Types (Continued)

ECC88	(DT)	6.3	0.33	90	-1.2	15.0	12.5	2,650	3.3	1.8	1.4	B9A	28
PCC84	(DT)	7.0	0.3	90	-1.5	12.0	6.0	4,000	2.3	0.45	—	B9A	18
PCC89	(DT)	7.2	0.3	90	-1.2	15.0	12.0	3,000	4.0	0.4	1.7	B9A	18
PCC189	(VM, DT)	7.6	0.3	90	-1.4	15.0	12.5	2,500	3.5	1.7	1.9	B9A	28
PCC85	(DT)	9.5	0.3	170	-1.5	10.0	6.2	8,000	0.003	0.18	1.5	B9A	28

##### Current Types

ECC82	(DT)	6.3	0.3	250	-8.5	10.5	2.2	7,700	1.6	0.5	1.5	B9A	1
-------	------	-----	-----	-----	------	------	-----	-------	-----	-----	-----	-----	---

### Small Transmitting Valves

Type	Heater		Volts			Current (mA)			Drive (W)	Max. Diss. (W)	R.F. Output (W)	Frequency (MHz)		Base	
	Volts	Amps	Anode	Screen	Grid	Anode	Screen	Grid				Full Rating	Reduced Rating	Type	Ref.

#### BRIMAR

##### Current Types

5763	(BT)	6.0	0.75	300	250	-60	50.0	5.0	3.0	0.35	12.0	8.0	50	175	B9A	4
6C4	(T)	6.3	0.15	300	—	-27	25.0	—	7.0	0.35	3.5	5.5	70	150	B7G	3
807	(BT)	6.3	0.9	600	250	-45	100	7.0	3.5	0.2	25.0	40.0	60	120	UX5	1
6146	(BT)	6.3	1.25	600	150	-58	112	9.0	2.8	0.2	20.0	52.0	60	175	I0	18
EC90	(T)	6.3	0.15	300	—	-27	17.7	—	2.9	—	3.5	3.3	100	150	B7G	3

#### ENGLISH ELECTRIC

##### Current Types

3C24	(T)	6.3	3.0	1,000	—	-70	72	—	9.0	1.3	25.0	47	60	100	UX4	2
4D32	(BT)	6.3	3.75	750	300	-100	250	34.0	12.0	1.5	50.0	140	60	—	B7A	6
C178A/5894	(DBT)	6.3	1.8	600	250	-80	200	18.0	7.0	3.0	40.0	90	250	500	B7A	1
C1134	(DBT)	6.3	1.3	600	250	-60	100	8.0	1.4	1.5	20.0	48	150	600	B7A	1

#### M.O. VALVE CO.

##### Current Types

DET22	(T)	6.3	0.4	350	—	—	40	—	—	—	10.0	3.0	600	4000	Coaxial	
DET24	(T)	6.3	1.0	400	—	—	120	—	—	—	20.0	14.0	500	2000	Coaxial	
DET29	(T)	6.3	0.5	450	—	—	40	—	6.0	0.5	10.0	3.0	3	1.2	Coaxial	
TT21	(BT)	6.3	1.6	1,250	300	-115	175	20	6.0	1.9	45.0	102	30	—	I0	16
TT22	(BT)	12.6	0.8	1,250	300	-115	175	20	6.0	1.9	45.0	102	30	—	I0	16
TT23/QQV02-6	(DT)	6.3	0.6	250	200	-50	90	—	6.0	0.2	3.0	5.8	500	—	B9A	19
TT24/QQV03-10	(DT)	6.3	0.83	300	200	-150	60	—	6.0	0.4	10.0	16.0	225	—	B9A	19
TT25/QQV06-40A	(DT)	6.3	1.8	600	300	-100	60	—	10.0	0.2	40.0	56.0	500	—	B7G	1

#### MULLARD

##### Replacement Types

YL1130	(DBT)	1.1*	3.1	275	175	-25	80	14.0	2.6	0.4	8.0	15.0	200	500	B9A	59
YL1190	(DBT)	1.1*	3.8	260	175	-22.5	140	20.0	6.0	2.5	14.0	20.5	200	500	B9D	3
QQZ03-20	(DBT)	1.6*	4.25	600	250	-60	100	6.0	2.0	1.5	20.0	45.0	200	500	B7A	5
YL1020																

Continued

Small Transmitting Valves

Type	Heater		Volts			Current (mA)			Drive (W)	Max. Diss. (W)	R.F. Output (W)	Frequency (MHz)		Base	
	Volts	Amps	Anode	Screen	Grid	Anode	Screen	Grid				Full Rating	Reduced Rating	Type	Ref.
<b>MULLARD (Continued)</b>															
<i>Replacement Types (Continued)</i>															
QZ06-20 (BT)	1.6*	3.2	600	200	-150	160	15.0	5.0	0.3	25.0	65.0	175	—	I0	23
YL1080 (DBT)	1.6*	2.5	300	170	-40	75	2.4	1.8	1.0	10.0	14.5	200	—	B9A	58
YL1030 } QZ06-40 } (DBT)	2.1*	4.5	600	250	-80	200	18.0	7.0	4.0	40.0	85.0	200	500	B7A	5
QV03-12 } M8096(SQ) } (P)	6.0	0.75	300	250	-60	50	5.0	3.0	0.4	12.0	8.0	30	175	B9A	4
EC157 (T)	6.3	0.375	200	—	—	60	—	—	—	12.5	1.8	4,000	—	Disc seal	
QV06-20	6.3	1.25	600	150	-58	112	10.0	5.0	—	20.0	52.0	60	175	I0	23
QV06-20B	12.6	0.625	600	150	-58	112	10.0	5.0	—	20.0	52.0	60	175	I0	23
QV06-20C	26.5	0.3	600	150	-58	112	10.0	5.0	—	20.0	52.0	60	175	I0	23
<i>Current Types</i>															
QQV02-6 (DBT)	6.3	0.8†	180	180	-2.5	55	11.0	2.0	1.6	6.0	6.0	490	—	B7A	1
QQV03-10 (DBT)	6.3	0.83†	300	175	-40	76	3.0	3.0	0.5	10.0	14.0	225	—	B9A	19
QQV06-40A (DBT)	6.3	1.8†	600	250	-80	200	18.0	7.0	3.0	40.0	90.0	275	486	B7A	1
QQV07-50 (DBT)	6.3	1.8†	400	250	-50	230	10.0	6.0	12.0	50.0	52.0	180	500	B7A	4

I.T.T.

*Replacement Types*

3B/240M (T)	6.3	1.1	300	—	-10	90	—	35.0	2.5	15.0	16.0	200	—	B8B	4
5B/254M (BT)	6.3	0.9	600	250	-45	100	8.0	4.0	0.3	25.0	40.0	60	—	B8B	9
5B/255M (BT)	6.3	0.9	600	250	-45	100	8.0	4.0	0.3	25.0	40.0	60	—	B8B	8
5B/257M (BT)	12.0	0.47	600	250	-45	100	8.0	4.0	0.3	25.0	40.0	60	—	B8B	8
3B/241M (T)	19.0	0.37	300	—	-10	90	—	35.0	2.5	15.0	16.0	200	—	B8B	4

*Current Types*

6146 (BT)	6.3	1.25	600	150	-58	112	10.0	5.0	0.2	20.0	52.0	60	175	I0	18
-----------	-----	------	-----	-----	-----	-----	------	-----	-----	------	------	----	-----	----	----

Monochrome Television Cathode-Ray Tubes

Type	Heater		kV (max.)		Final Anode (max.) $\mu\text{A}^{**}$	Grid Volts (cut-off)	Defl. Angle (deg.)	Volts h-k (max.)	Capacitances (pF to earth)		Screen Diam. (in)	Remarks† IT, A, F, M, R, E, RG	Base	
	Volts	Amps	Final Anode	First Anode					g	k			Type	Ref.
<b>BRIMAR</b>														
<i>Current Types</i>														
A31-18W	6.3	0.3	12	0.4	—	-40 to -77	110	—	—	—	12††	A, M, R, E	B8H	1
A31-181W	6.3	0.3	12	0.4	—	-40 to -77	110	—	—	—	12††	A, M, R, E, RG	B8H	1
A31-183W	6.3	0.3	12	0.4	—	-40 to -77	110	—	—	—	12††	A, M, R, E, RG	B8H	1
A40-11W	6.3	0.3	16	0.4	—	-40 to -77	110	—	—	—	16††	A, M, R, E	B8H	1
A40-12W	6.3	0.3	16	0.4	—	-40 to -77	110	—	—	—	16††	A, M, R, E, RG	B8H	1
A44-120W	6.3	0.3	17	0.4	—	-40 to -77	110	—	—	—	17††	A, M, R, E, RG	B8H	1
A47-13W	6.3	0.3	18	0.4	—	-40 to -77	110	250	7	3	19††	A, M, R, E	B8H	1
A47-14W	6.3	0.3	18	0.4	—	-40 to -77	110	250	7	3	19††	A, M, R, E, RG	B8H	1
A47-15W	6.3	0.3	18	0.4	—	-40 to -77	110	—	—	—	19††	A, M, R, E	B8H	1
A47-17W	6.3	0.3	18	0.4	—	-40 to -77	110	—	—	—	19††	A, M, R, E, RG	B8H	1
A47-25W	6.3	0.3	18	0.4	—	-40 to -77	110	250	7	3	19††	A, M, R, E, RG	B8H	1
A47-28W	6.3	0.3	18	0.4	—	-40 to -77	110	—	—	—	19††	A, M, R, E, RG	B8H	1
A50-120W	6.3	0.3	18	0.4	—	-40 to -77	110	—	—	—	20††	A, M, R, E, RG	B8H	1
A59-12W	6.3	0.3	18	0.4	—	-40 to -77	110	250	7	3	23††	A, M, R, E, RG	B8H	1
A59-13W	6.3	0.3	18	0.4	—	-40 to -77	110	250	7	3	23††	A, M, R, E	B8H	1
A59-15W	6.3	0.3	18	0.4	—	-40 to -77	110	—	—	—	23††	A, M, R, E	B8H	1

Continued

Monochrome Television Cathode-Ray Tubes

Type	Heater		kV (max.)		Final Anode (max.) $\mu A^{**}$	Grid Volts (cut-off)	Defl. Angle (deg.)	Volts h-k (max.)	Capacitances (pF to earth)		Screen Diam. (in)	Remarks† IT, A, F, M, R, E, RG	Base	
	Volts	Amps	Final Anode	First Anode					g	k			Type	Ref.

BRIMAR (Continued)

Current Types (Continued)

A59-23W	6.3	0.3	18	0.4	—	-40 to -77	110	—	—	—	23††	A, M, R, E, RG	B8H	1
A59-23W/R	6.3	0.3	18	0.4	—	-40 to -77	110	250	7	3	23††	A, M, R, E, RG	B8H	1
A61-120W	6.3	0.3	18	0.4	—	-40 to -77	110	—	—	—	24††	A, M, R, E, RG	B8H	1
A65-11W	6.3	0.3	18	0.4	—	-40 to -77	110	—	—	—	25††	A, M, R, E, RG	B8H	1
AW43-88	6.3	0.3	16	0.4	—	-38 to -94	110	—	—	—	17††	A, M, R, E	B8H	1
AW47-90	6.3	0.3	16	0.4	—	-38 to -94	110	200	7	3	19††	A, M, R, E	B8H	1
AW47-91	6.3	0.3	18	0.4	—	-40 to -77	110	250	7	3	19††	A, M, R, E	B8H	1
AW53-88	6.3	0.3	16	0.4	—	-38 to -94	110	—	—	—	21††	A, M, R, E	B8H	1
AW59-90	6.3	0.3	16	0.4	—	-38 to -94	110	—	—	—	23††	A, M, R, E	B8H	1

†† Diagonal \*\* For highlights

† A=Aluminised; E=Electrostatic focusing; M=External conducting coating; R=Rectangular screen; RG=Rimguard protected tube

MAZDA

Replacement Types

CRM121B	2.0	1.3	10	—	—	-79	57	—	5.2	5.4	12	—	M0	2
CRM151	2.0	1.3	13	—	—	-101	51	—	5.2	5.4	15	A	M0	2
CRM152B	2.0	1.3	13	—	—	-101	67	—	5.2	5.4	15	A	B12A	3
CME1101	6.3	0.3	15	0.55	—	-38 to -94	110	200	6	5	11††	A, M, R, E, RG	B8H	1
CME1201	6.3	0.3	13.5	0.55	—	-40 to -77	110	250	7	3	12††	A, M, R, E, RG	B8H	1
CME1601	6.3	0.3	17	0.55	—	-40 to -77	110	250	7	3	16††	A, M, R, E	B8H	1
CME1602	6.3	0.3	17	0.55	—	-40 to -77	110	250	7	3	16††	A, M, R, E, RG	B8H	1
CME1902	6.3	0.3	17	0.5	—	-38 to -94	110	200	7	3	19††	A, M, R, E	B8H	1
CME1906	6.3	0.3	20	0.7	—	-40 to -77	110	250	7	3	19††	A, M, R, E	B8H	1
CME1907	6.3	0.3	20	0.7	—	-40 to -77	110	250	7	3	19††	A, M, R, E, RG	B8H	1
CME2302	6.3	0.3	17	0.5	—	-38 to -94	110	200	7	3	23††	A, M, R, E	B8H	1
CME2312	6.3	0.3	20	0.7	—	-40 to -77	110	250	7	3	23††	A, M, R, E, RG	B8H	1
CME141	12.6	0.3	14	0.4	—	-51	70	180	8.5	6.5	14††	A, M, R, E, IT	B12A	2
CME1702	12.6	0.3	16	0.4	—	-51	90	180	9	6.5	17††	A, M, R, E	B12A	2
CME1703	12.6	0.3	16	0.4	—	-51	110	180	6	4.5	17††	A, M, R, E	B8H	1
CME1705	12.6	0.3	16	0.5	—	-51	110	180	8	4.5	17††	A, M, R, E	B8H	2
CME2101	12.6	0.3	16	0.4	—	-51	110	180	6	4.5	21††	A, M, R, E	B8H	1
CME2104	12.6	0.3	18	0.5	—	-51	110	180	8	4.5	21††	A, M, R, E	B8H	2
CME2301	12.6	0.3	17	0.5	—	-55	110	180	6.5	4.5	23††	A, M, R, E	B8H	1
CRM141	12.6	0.3	14	0.4	—	-51	67	180	8.5	6.5	13.5	A, IT	B12A	1
CRM142	12.6	0.3	14	0.4	—	-51	67	180	8.5	6.5	13.5	A, IT	B12A	1
CRM153	12.6	0.3	15	0.4	—	-51	67	—	8.5	6.5	15	A, M, IT	B12A	1
CRM171	12.6	0.3	16	0.4	—	-51	70	180	8.5	6.5	17††	A, R, IT	B12A	1
CRM172	12.6	0.3	16	0.4	—	-51	70	180	8.5	6.5	17††	A, M, R, IT	B12A	1
CRM173	12.6	0.3	16	0.4	—	-51	90	180	7.5	6.5	17††	A, M, R, IT	B12A	1
CRM174	12.6	0.3	16	0.4	—	-51	70	180	8.5	6.5	17††	A, M, R, IT	B12A	1
CRM211	12.6	0.3	16	0.4	—	-51	70	180	8.5	6.5	21††	A, M, R, IT	B12A	1
CRM212	12.6	0.3	20	0.4	—	-51	90	180	8.5	6.5	21††	A, M, R, IT	B12A	1

Current Types

CME1202R	6.3	0.3	12	0.4	—	-36 to -66	110	—	—	—	12††	A, M, R, E, RG	B8H	1
CME1713R	6.3	0.3	17	0.5	—	45 to 80***	110	—	—	—	17††	A, M, R, RG	B8H	1
CME1903	6.3	0.3	20	0.7	—	-40 to -77	110	250	7	3	19††	A, M, R, E	B8H	1
CME1905	6.3	0.3	20	0.7	—	-40 to -77	110	250	7	3	19††	A, M, R, E, RG	B8H	1
CME1908	6.3	0.3	20	0.7	—	-40 to -77	110	250	7	3	19††	A, M, R, E	B8H	1
CME1913	6.3	0.3	20	0.7	—	-40 to -77	110	250	7	3	19††	A, M, R, E, RG	B8H	1
CME1913R	6.3	0.3	18	0.7	—	-40 to -77	110	250	7	3	17††	A, M, R, E, RG	B8H	1
CME2013R	6.3	0.3	20	0.7	—	-40 to -77	110	250	7	3	20††	A, M, R, E, RG	B8H	1
CME2306	6.3	0.3	20	0.7	—	-40 to -77	110	250	7	3	23††	A, M, R, E	B8H	1
CME2308	6.3	0.3	20	0.7	—	-40 to -77	110	250	7	3	23††	A, M, R, E	B8H	1
CME2313	6.3	0.3	20	0.7	—	-40 to -77	110	250	7	3	23††	A, M, R, E, RG	B8H	1
CME2313R	6.3	0.3	20	0.7	—	-40 to -77	110	250	7	3	23††	A, M, R, E, RG	B8H	1
CME2413R	6.3	0.3	20	0.7	—	-40 to -77	110	250	7	3	24††	A, M, R, E, RG	B8H	1

Continued



Monochrome Television Cathode-Ray Tubes

Type	Heater		kV (max.)		Final Anode (max.) $\mu\text{A}^{**}$	Grid Volts (cut-off)	Defl. Angle (deg.)	Volts h-k (max.)	Capacitances (pF to earth)		Screen Diam. (in)	Remarks† IT, A, F, M, R, E, RG	Base	
	Volts	Amps	Final Anode	First Anode					g	k			Type	Ref.

MAZDA (Continued)

Current Types (Continued)

CME2501	6.3	0.3	20	0.7	—	-40 to -77	110	250	7	3	25††	A, M, R, E, RG	B8H	1
CME1220	11.0	0.075	12	0.25	—	32 to 58***	110	—	—	—	12††	A, M, R, RG	B7G	36
CME1520	11.0	0.075	14	0.3	—	45 to 80***	110	—	—	—	15††	A, M, R, RG	B7G	36
CME1420	12.0	0.075	12	0.3	—	-33 to -77	110	—	—	—	14††	A, M, R, E	B7G	36

†† Diagonal \*\* For highlights \*\*\*  $V_k$  for cut-off

† A=Aluminised; E=Electrostatic focusing; M=External conducting coating; R=Rectangular screen; RG=Rimguard protected tube

MULLARD

Replacement Types

A47-11W	6.3	0.3	18	0.7	300	-40 to -77	100	250	6	4	19††	A, M, R, E	B8H	1
A47-14W	6.3	0.3	20	0.4	—	-40 to -77	100	250	6	4	19††	A, M, R, E	B8H	1
A47-18W	6.3	0.3	18	0.7	300	-40 to -77	110	250	6	4	19††	A, M, R, E	B8H	1
A47-26W	6.3	0.3	20	0.4	—	-40 to -77	110	—	—	—	19††	A, M, R, E	B8H	1
A47-26W/R	6.3	0.3	20	0.7	—	-40 to -77	110	250	7	5	19††	A, M, R, E, RT	B8H	1
A59-11W	6.3	0.3	18	0.7	300	-40 to -77	110	250	6	4	23††	A, M, R, E	B8H	1
A59-15W	6.3	0.3	20	0.7	300	-40 to -77	110	250	6	4	23††	A, M, R, E	B8H	1
A59-23W	6.3	0.3	20	0.4	—	-40 to -77	110	—	—	—	23††	A, M, R, E	B8H	1
A59-23W/R	6.3	0.3	20	0.7	—	-40 to -77	110	250	7	5	23††	A, M, R, E, RT	B8H	1
A28-14W	11.0	0.068	12	0.35	—	-35 to -69	90	110	7	3	11††	A, M, R, E	B7G	36

Current Types

A44-120W/R	6.3	0.3	18	0.7	—	-40 to -77	110	250	7	5	17††	A, M, R, E, RT	B8H	1
A50-120W/R	6.3	0.3	20	0.7	—	-40 to -77	110	250	7	5	20††	A, M, R, E, RT	B8H	1
A61-120W/R	6.3	0.3	20	0.4	—	-40 to -77	110	—	—	—	24††	A, M, R, E, RT	B8H	1
A31-410W	11.0	0.14	15	0.25	—	-35 to -69	110	110	7	3	12††	A, M, R, E	B7G	36

†† Diagonal \*\* For highlights

† A=Aluminised; E=Electrostatic focusing; M=External conducting coating; R=Rectangular screen; RT=Ring trap base

Colour Television Cathode-Ray Tubes

Type	Heater		kV (max.)		Final Anode (max.) $\mu\text{A}^{**}$	Grid Volts (cut-off)	Defl. Angle (deg.)	Volts h-k (max.)	Capacitances (pF to earth)		Screen diagonal (in)	Remarks† A, F, M, S, R, E, RG	Base	
	Volts	Amps	Final Anode	First Anode					g	k			Type	Ref.

MAZDA

Replacement Types

A49-11X	6.3	0.9	27.5	1.0	750	-65 to -135	90	250	6.5	5.7	19	M, R, E, S, RG	B14G	1
A49-200X	6.3	0.9	27.5	1.0	750	-65 to -135	90	250	6.5	5.7	19	M, R, E, S, RG	B14G	1
A55-141X	6.3	0.9	27.5	1.0	1mA	-65 to -135	90	250	6.0	15.0	22	M, R, E, S, RG	B14G	1
A63-11X	6.3	0.9	27.5	1.0	1mA	-65 to -135	90	250	6.5	5.7	25	M, R, E, S, RG	B14G	1
CTA1950	6.3	0.9	25	0.3	—	-65 to -135	90	—	—	—	19	M, R, E, S, RG	B14G	1
CTA2550	6.3	0.9	25	0.3	—	-65 to -135	90	—	—	—	25	M, R, E, S, RG	B14G	1

Current Types

A44-271X	6.3	0.9	20	0.39	—	-80 to -150	90	—	—	—	17	M, R, E, S, RG	B14G	1
A49-191X	6.3	0.9	25	0.66	—	-75 to -173	90	—	—	—	19	M, R, E, S, RG	B14G	1
A51-110X	6.3	0.9	25	0.66	—	-76 to -168	90	—	—	—	20	M, R, E, S, RG	B14G	1
A55-14X	6.3	0.9	25	0.66	—	-75 to -173	90	—	—	—	22	M, R, E, S, RG	B14G	1
A56-120X	6.3	0.9	27.5	1.0	1mA	-65 to -135	90	250	6.5	5.7	22	M, R, E, S, RG	B14G	1

Continued

### Colour Television Cathode-Ray Tubes

Type	Heater		kV (max.)		Final Anode (max.) $\mu\text{A}^{**}$	Grid Volts (cut-off)	Defl. Angle (deg.)	Volts h-k (max.)	Capacitances (pF to earth)		Screen diagonal (in)	Remarks† A, F, M, S, R, E, RG	Base	
	Volts	Amps	Final Anode	First Anode					g	k			Type	Ref.

#### MAZDA (Continued)

##### Current Types (Continued)

A63-200X	6.3	0.9	27.5	1.0	1mA	-65 to -135	90	250	6.5	5.7	25	M, R, E, S, RG	B14G	1
A67-120X	6.3	0.9	25	0.66	—	-75 to -175	90	—	—	—	26	M, R, E, S, RG	B14G	1

\*\* For highlights

† M=External conducting coating; E=Electrostatic focusing; R=Rectangular screen; S=Shadowmask; RG=Rimguard protected tube

#### MULLARD

##### Replacement Types

A49-11X	6.3	0.9	25	210-495	750	-65 to -135	90	250	7.0	5.0	19	M, R, E, S	B12-244	1
---------	-----	-----	----	---------	-----	-------------	----	-----	-----	-----	----	------------	---------	---

##### Current Types

A56-120X	6.3	0.9	25	210-495	1mA	-65 to -135	92	250	7.0	5.0	22	M, R, E, S	B12-244	1
A56-140X	6.3	0.9	27.5	210-495	—	-100 typ.	110	250	7.0	5.0	22	M, R, E, S	B12-246	1
A66-120X	6.3	0.9	27.5	210-495	—	-100 typ.	90	250	7.0	5.0	26	M, R, E, S	B12-246	1
A66-140X	6.3	0.9	27.5	210-495	—	-100 typ.	110	250	7.0	5.0	26	M, R, E, S	B12-246	1

\*\* For highlights

† M=External conducting coating; E=Electrostatic focusing; R=Rectangular screen; S=Shadowmask; RG=Rimguard protected tube

#### R.C.A.

##### Replacement Types

A49-15X	6.3	0.9	27.5	285-685	1mA	-95 to -190	90	200	6	15	19	M, R, E, S	B14G	1
A49-191X	6.3	0.9	27.5	285-685	1mA	-95 to -190	90	200	6	15	19	M, R, E, S	B14G	1
A55-14X	6.3	0.9	27.5	285-685	1mA	-95 to -190	90	200	6	15	22	M, R, E, S	B14G	1
A63-17X	6.3	0.9	27.5	285-685	1mA	-95 to -190	90	200	6	15	25	M, R, E, S	B14G	1
A63-200X	6.3	0.9	27.5	285-685	1mA	-95 to -190	90	200	6	15	25	M, R, E, S	B14G	1

\*\* For highlights

† M=External conducting coating; E=Electrostatic focusing; R=Rectangular screen; S=Shadowmask

### Cathode-Ray Tuning Indicators

Type	Heater		Target Volts	Target Current (mA)	Grid Voltage Change	Base	
	Volts	Amps				Type	Ref.

#### MULLARD

##### Replacement Types

DM160	1.0*	0.03	50	0.585	0 to -3	Wires	
EM84 (dual sensitivity)	6.3	0.21	250	1.8	22	B9A	38

##### Current Types

ZA1004	Cold cathode		83.5 to 90	1.0	—	Wires	
--------	--------------	--	------------	-----	---	-------	--

## Thyratrons

Type	Heater		Max. Anode Volts	Max. Peak Current (mA)	Control Ratio	Valve Voltage Drop	Max. Frequency (Hz)	Base	
	Volts	Amps						Type	Ref.

### ENGLISH ELECTRIC

#### Current Types

AFX203	2.5*	5.0	170	7,700	—	11	—	UX4	3
6D4	6.3	0.25	350	110	—	18	—	B7G	27
AFX234	6.3	0.49	350	1,200	—	16	—	B7G	27

### HIVAC

#### Current Types

XC18	Cold cathode		200	1	—	73	—	Wires	
XC23	Cold cathode		200	15	—	68	—	Wires	

### I.T.T.

#### Replacement Types

G1/236G	Cold cathode		235	1.5	—	70	—	Wires	
G150/2D	Cold cathode		150	50	—	60	—	I0	20
G240/2D	Cold cathode		240	50	—	90	—	I0	20
G1/237G	Cold cathode		200	1.5	—	70	—	Wires	
G1/371K	Cold cathode		360	15	—	180	—	B7G	—
3D22	6.3	2.6	650	8,000	150	10	—	B7G	28

### M.O. VALVE CO.

#### Current Types

GT1C	4.0	1.35	500	1,000	—	—	8,000	B5	1
GT3	6.3	0.85	500	300	—	—	—	I0	13

## Efficiency Diodes

(For television line scan)

Type	Heater		Peak Inverse Volts**	Peak Anode Current (mA)	Max. Rect. Current (mA)	Peak Cathode Potential		Capacitance (pF) h-k	Base	
	Volts	Amps				h(-) to k**	h(+) to k		Type	Ref.

### MULLARD

#### Replacement Types

EY88	6.3	1.55	6,600	—	220	6,600	—	—	B9A	23
PY800	19.0	0.3	5,250	350	150	5,750	—	—	B9A	23

#### Current Types

PY88	30.0	0.3	6,600	550	220	6,600	—	2.0	B9A	23
PY500A	42.0	0.3	5,600	800	440	6,300	—	3.7	B9D	8

\*\* For 10  $\mu$ sec pulse duration

### TUNGSRAM

#### Replacement Types

PY800	19.0	0.3	5,250	350	150	5,750	—	1.9	B9A	23
-------	------	-----	-------	-----	-----	-------	---	-----	-----	----

#### Current Types

PY88	30.0	0.3	6,600	550	220	6,600	—	2.0	B9A	23
PY500A	42.0	0.3	5,600	800	440	6,300	—	3.7	B9D	8

\*\* For 10  $\mu$ sec pulse duration

## Thermionic Diodes

Type	Heater		Max. Input Volts (r.m.s.)	Max. Rect. Current (ma)	No. of Diodes	Capacitances (pF)			Base	
	Volts	Amps				a'-k	a''-k	a'-a''	Type	Ref.
<b>BRIMAR</b>										
<i>Current Types</i>										
6AL5	6.3	0.3	150	9.0	2	3.2	3.2	0.026	B7G	6
6H6GT	6.3	0.3	150	8.0	2	3.0	4.0	0.1	I0	6
5726(SQ) } 6058(SQ) }	6.3	0.3	150	9.0	2	3.2	3.2	0.026	B7G	6
<b>MAZDA</b>										
<i>Current Types</i>										
6D2	6.3	0.3	175	9.0	2	3.4	3.4	0.018	B7G	6
EB91	6.3	0.3	150	9.0	2	3.2	3.2	0.026	B7G	6
<b>M.O. VALVE CO.</b>										
<i>Current Types</i>										
A2087**	4.4	0.64	200	20	1	—	—	—	B7G	31
CV2341**	5.0	4.0	400	200	1	—	—	—	Coaxial	
CV2398**	6.0	1.15	200	85	1	—	—	—	B9A	45
** Noise generators										
<b>MULLARD</b>										
<i>Replacement Types</i>										
6AL5	6.3	0.3	117	9.0	2	3.1	3.1	—	B7G	6
M8212 } EB91 }	6.3	0.3	150	9.0	2	3.2	3.2	0.025	B7G	6
<i>Current Types</i>										
EA52	6.3	0.3	1,000	0.3	1	< 0.5	—	—	Flying leads	

## Valve Voltage Stabilisers

Type	Mean Stab. Volts	Striking Volts	Tube Current (mA)		Regulation Volts	Base	
			Min.	Max.		Type	Ref.
<b>BRIMAR</b>							
<i>Replacement Types</i>							
VR75/30	75	100	5	40	6.5	I0	9
VR105/30	105	135	5	40	4.0	I0	9
VR150/30	150	180	5	40	5.5	I0	9
<i>Current Types</i>							
OB2	108	133	5	30	4.0	B7G	12
OA2	150	185	5	30	6.0	B7G	12
<b>ENGLISH ELECTRIC</b>							
<i>Current Types</i>							
OA2/QS1207	150	185	5	30	6.0	B7G	12
OA2WA/QS1210(SQ)	150	165	5	30	5.0	B7G	12
OB2/QS1208	108	133	5	30	3.5	B7G	12

*Continued*

Valve Voltage Stabilisers

Type	Mean Stab. Volts	Striking Volts	Tube Current (mA)		Regulation Volts	Base	
			Min.	Max.		Type	Ref.

ENGLISH ELECTRIC (Continued)

Current Types (Continued)

OB2WA/QS1211(SQ)	108	133	5	30	3.0	B7G	12
OC2	75	115	5	30	4.5	B7G	12
QS75/20	75	110	2	20	6.0	B7G	12
QS75/60	75	117	5	60	5.0	B8B	7
QS95/10	95	110	2	10	5.0	B7G	17
QS108/45	108	120	5	45	5.0	B8B	5
QS150/15	150	170	2	15	5.0	B7G	17
QS150/45	150	170	5	45	5.0	B8B	5
QS1200	150	180	5	15	5.0	B7G	21
QS1203(SQ)	150	180	2	15	4.5	B7G/F	12
QS1209/5651	85	115	1	10	4.0	B7G	12
QS1212(SQ)	85	115	1	10	4.0	B7G	12
QS1213(SQ)	85	115	1	10	4.0	B7G/F	12
QS1215	90	115	1	40	12.0	B7G	12
75C1	78	115	2	60	8.0	B7G	21
150C4	150	185	5	30	5.0	B7G	12

HIVAC

Current Types

NT2	60	85	0.2	1.0	6	Wires	
NT2T	60	85	0.2	1.0	6	Wires	
V83R2	83	115	0.25	4.0	2	Wires	
V84R2	84	115	0.15	2.0	2	Wires	
V91R2	91	125	0.1	2.0	2	Wires	
V103R2	103	135	0.2	2.0	2	Wires	
V110R4	110	170	0.5	4.0	2	Wires	
V115R4	115	155	0.15	4.0	2	Wires	
V116R2	116	150	0.12	2.0	2	Wires	
V139R1.9	139	190	0.3	1.9	2	Wires	
V143R1.9	143	225	0.3	1.9	2	Wires	
Z82R7	82	110	0.25	7.0	1	Wires	
Z82R10	82	115	0.3	10.0	1	Wires	
Z82R15	82	118	0.5	15.0	1	Wires	
Z83R4	83	110	0.25	4.0	1	Wires	
Z84R2	84	110	0.15	2.0	1	Wires	
Z91R2	91	118	0.1	2.0	1	Wires	
Z91R4	91	120	0.2	4.0	1	Wires	
Z91R7	91	130	0.25	7.0	1	Wires	
Z91R10	91	135	0.25	10.0	1	Wires	
Z100R12	100	150	0.6	12.0	1	Wires	
Z103R2	103	130	0.2	2.0	1	Wires	
Z103R4	103	130	0.2	4.0	1	Wires	
Z110R4	110	165	0.5	4.0	1	Wires	
Z115R4	115	150	0.15	4.0	1	Wires	
Z115R6	115	155	0.5	6.0	1	Wires	
Z116R2	116	145	0.12	2.0	1	Wires	
Z139R19	139	185	0.3	1.9	1	Wires	
Z143R19	143	220	0.3	1.9	1	Wires	

I.T.T.

Current Types

G50/2G	50	90	0.3	3	3.5	Wires	
G55/1K	55	90	2	30	5.0	B7G	12

MULLARD

Replacement Types

ZZ1000	81	115	2	4	—	Flying leads	
--------	----	-----	---	---	---	--------------	--

## Valve Rectifiers

Type	Heater		Type of Rectification	Input Volts (R.M.S.)	Max. Rect. Current (mA)	Max. Reservoir Capacitance ( $\mu$ F)	Mjn. Series Resistance ( $\Omega$ )	Base	
	Volts	Amps						Type	Ref.
<b>BRIMAR</b>									
<i>Replacement Types</i>									
5Y3GT	5.0	2.0	F. W.	350-0-350	125	32	30	I0	7
R17	6.3	0.8	H. W.	500	75	32	50	B9A	20
<i>Current Types</i>									
5R4GY	5.0*	2.0	F. W.	750-0-750	250	4	250	I0	7
5Y4G	5.0	2.0	F. W.	375-0-375	175	32	100	I0	8
5Z4G	5.0	2.0	F. W.	350-0-350	125	32	30	I0	8
EZ80	6.3	0.6	F. W.	325-0-325	70	16	525	B7G	14
6X4	6.3	0.6	F. W.	325-0-325	70	40	525	B7G	14
HY90	35.0	0.15	H. W.	250	110	100	100	B7G	16
35W4	35.0	0.15	H. W.	117	100	40	57	B7G	16
<b>MAZDA</b>									
<i>Replacement Types</i>									
PY82	19.0	0.3	H. W.	250	180	60	100	B9A	10
U192	19.0	0.3	H. W.	250	180	60	100	B9A	10
<i>Current Types</i>									
EZ80	6.3	0.6	F. W.	350-0-350	90	50	300	B9A	21
EZ81	6.3	1.0	F. W.	350-0-350	150	50	230	B9A	21
UU12	6.3	1.0	F. W.	350-0-350	150	50	240	B9A	21
PY33	29.0	0.3	H. W.	250	325	200	25	I0	11
U381	38.0	0.1	H. W.	250	110	100	100	B9A	10
UY85	38.0	0.1	H. W.	250	110	100	100	B9A	10
<b>M. O. VALVE CO.</b>									
<i>Replacement Types</i>									
U18/20	4.0*	2.8	F. W.	500-0-500	275	16	180	B4	2
<i>Current Types</i>									
GU12	2.5	5.6	H. W., M. V.	3,500	250	—	—	UX4	1
GXU1	2.5	5.0	H. W., Xenon	3,500	250	—	—	UX4	1
GXU5	2.5	30.0	H. W., Xenon	3,500	3,000	—	—	Special	
GU50	4.0*	3.0	H. W., M. V.	1,750	250	4	—	B4	3
GXU50	4.0	3.0	H. W., Xenon	1,800	250	—	—	B4	2
U19	4.0	3.3	H. W.	2,500	250	4	600	B4	3
GXU2	5.0	7.0	H. W., Xenon	4,500	1,250	—	—	B4F	1
GXU52	5.0	2.3	H. W., Xenon	450	250	—	—	B8B	—
<b>MULLARD</b>									
<i>Replacement Types</i>									
GZ34	5.0	1.9	F. W.	550-0-550	160	60	175	I0	8
EZ80	6.3	0.6	F. W.	350-0-350	90	50	300	B9A	21
EZ81	6.3	1.0	F. W.	350-0-350	150	50	230	B9A	21
M8091(SQ)	6.3	1.15	H. W.	625	125	24	250	B9A	20
PY82	19.0	0.3	H. W.	200	180	60	30	B9A	10
UY85	38.0	0.1	H. W.	250	110	100	100	B9A	10
<i>Current Types</i>									
EY84	6.3	1.0	H. W.	625	125	24	250	B9A	20

Valve Rectifiers

Type	Heater		Type of Rectification	Input Volts (R.M.S.)	Max. Rect. Current (mA)	Max. Reservoir Capacitance (μF)	Min. Series Resistance (Ω)	Base	
	Volts	Amps						Type	Ref.
<b>TUNGSRAM</b>									
<i>Replacement Types</i>									
GZ34	5.0	1.9	F. W.	550-0-550	160	60	175	I0	8
EZ80	6.3	0.6	F. W.	350-0-350	90	50	300	B9A	21
EZ81	6.3	1.0	F. W.	350-0-350	150	50	230	B9A	21
UY85	38.0	0.1	H. W.	250	110	100	100	B9A	10

E.H.T. Rectifiers

Rectifiers for inputs over 1,000 V giving rectified currents of less than 50 mA

Type	Heater		Peak Inverse Volts	Input Volts (R.M.S.)	Max. Rect. Current (mA)	Min. Effective Series R (Ω)	Recommended Reservoir Capacitance (μF)	D.C. Output Voltage	Capacitance a-k (pF)	Base	
	Volts	Amps								Type	Ref.
<b>I.T.T.</b>											
<i>Current Types</i>											
K80/30D	—	—	1,400	500	2.0	—	1.0	500	—	Selenium tubular rectifier. Cathode has red band or + sign.	
K80/60D	—	—	2,800	1,000	1.5	—	0.25	1,000	—		
K80/90D	—	—	4,200	1,500	1.0	—	0.1	1,500	—		
K80/120D	—	—	5,600	2,000	1.0	—	0.1	2,000	—		
K80/150D	—	—	7,000	2,500	1.0	—	0.1	2,500	—		
K80/180D	—	—	8,000	2,800	0.8	—	0.05	2,800	—		
K80/200D	—	—	8,400	3,000	0.8	—	0.05	3,000	—		
K80/230D	—	—	10,000	3,500	0.8	—	0.05	3,500	—		
K80/270D	—	—	11,000	4,000	0.8	—	0.05	4,000	—		
X80 series as K80 series but having end-cap termination instead of end-wire termination.											
K83/30D	—	—	1,400	500	4.5	—	2.0	500	—	Selenium tubular rectifier. Cathode has red band or + sign.	
K83/60D	—	—	2,800	1,000	4.5	—	1.0	1,000	—		
K83/90D	—	—	4,200	1,500	3.5	—	0.5	1,500	—		
K83/120D	—	—	5,600	2,000	3.5	—	0.5	2,000	—		
K83/150D	—	—	7,000	2,500	3.5	—	0.5	2,500	—		
K83/180D	—	—	8,000	2,800	3.5	—	0.25	2,800	—		
K83/200D	—	—	8,400	3,000	3.5	—	0.25	3,000	—		
K83/230D	—	—	10,000	3,500	3.5	—	0.25	3,500	—		
K83/270D	—	—	11,000	4,000	3.5	—	0.2	4,000	—		
X83 series as K83 series but having end-cap termination instead of end-wire termination.											
K85/30D	—	—	1,400	500	6.0	—	4.0	500	—	Selenium tubular rectifier. Cathode has red band or + sign.	
K85/60D	—	—	2,800	1,000	6.0	—	2.0	1,000	—		
K85/90D	—	—	4,200	1,500	5.0	—	1.0	1,500	—		
K85/120D	—	—	5,600	2,000	5.0	—	0.5	2,000	—		
K85/150D	—	—	7,000	2,500	5.0	—	0.5	2,500	—		
K85/180D	—	—	8,000	2,800	5.0	—	0.5	2,800	—		
K85/200D	—	—	8,400	3,000	5.0	—	0.25	3,000	—		
K85/230D	—	—	10,000	3,500	5.0	—	0.25	3,500	—		
K85/270D	—	—	11,000	4,000	5.0	—	0.25	4,000	—		
X85 series as K85 series but having end-cap termination instead of end-wire termination.											

MAZDA

*Replacement Types*

EY51	6.3	0.09	17,000	—	0.35	—	0.005	—	0.8	Wires
------	-----	------	--------	---	------	---	-------	---	-----	-------

*Current Types*

DY86 } DY87 }	1.4	0.55	22,000	—	0.5	—	0.002	—	1.55	B9A 34
------------------	-----	------	--------	---	-----	---	-------	---	------	--------

Continued

**E. H. T. Rectifiers**

Type	Heater		Peak Inverse Volts	Input Volts (R.M.S.)	Max. Rect. Current (mA)	Min. Effective Series R ( $\Omega$ )	Recommended Reservoir Capacitance ( $\mu$ F)	D.C. Output Voltage	Capacitance $\mu$ k (pF)	Base	
	Volts	Amps								Type	Ref.

**MAZDA (Continued)**

*Current Types (Continued)*

DY802	1.4	0.6	30,000	20,000	0.5	—	0.003	20,000	1.0	B9A	61
U26	2.0	0.35	23,000	—	0.2	—	0.0003	—	1.3	B9A	34
GY501	3.15	0.4	35,000	—	1.7	—	—	25,000	1.2	B9D	9
EY86}	6.3	0.09	22,000	—	0.8	—	0.002	—	1.7	B9A	34
EY87}											

**MULLARD**

*Replacement Types*

DY87	1.4	0.55	22,000	—	0.5	—	0.002	—	1.55	B9A	34
GY501	3.15	0.4	31,000	—	1.5	—	—	—	1.2	B9D	9
EY87	6.3	0.09	27,000	—	0.8	—	—	—	1.55	B9A	34

*Current Types*

DY802 (pulsed input)	1.4	0.55	25,000	—	0.5	—	0.002	—	1.1	B9A	61
----------------------	-----	------	--------	---	-----	---	-------	---	-----	-----	----

**TUNGSRAM**

*Replacement Types*

DY87	1.4	0.55	22,000	—	0.5	—	0.002	—	1.55	B9A	34
GY501	3.15	0.4	35,000	—	1.7	—	—	25,000	1.2	B9D	9
EY87	6.3	0.09	22,000	—	0.8	—	0.002	—	1.7	B9A	34

*Current Types*

DY802	1.4	0.6	30,000	20,000	0.5	—	0.003	20,000	1.0	B9A	61
-------	-----	-----	--------	--------	-----	---	-------	--------	-----	-----	----

**WESTINGHOUSE**

*Current Types*

K238EL50	—	—	2,700	1,000	10.0	—	2.0	1,050	—	Tubular metal rectifier
K238EL100	—	—	5,600	2,000	10.0	—	1.0	2,100	—	
K238EL150	—	—	8,400	3,000	10.0	—	0.5	3,150	—	
K238EL200	—	—	11,200	4,000	10.0	—	0.5	4,200	—	
K238EL250	—	—	14,000	5,000	10.0	—	0.5	5,250	—	
K238EL300	—	—	16,800	6,000	10.0	—	0.5	6,300	—	

**Metal Rectifiers**

Type	Type of Rectification	Input Volts (R.M.S.)	Max. Rect. Current (mA)	Min. Reservoir Capacitance ( $\mu$ F)	Rectified Volts
------	-----------------------	----------------------	-------------------------	---------------------------------------	-----------------

**INTERNATIONAL RECTIFIER CO.**

*Current Types*

A4B1SDBHD	Bridge	125	250	50	115
A7C1SDBHD	C. T.	125-0-125	250	50	115
A7D1SDBHD	V. D.	125	62.5	50	230
A7H1SDBHD	H. W.	125	125	100	115
A8B1SDBHD	Bridge	250	250	100	230
A14C1SDBHD	C. T.	250-0-250	250	100	230
A14D1SDBHD	V. D.	250	62.5	100	460
A14H1SDBHD	H. W.	250	125	200	230

*Continued*



Type	Type of Rectification	Input Volts (R.M.S.)	Max. Rect. Current (mA)	Min. Reservoir Capacitance ( $\mu$ F)	Rectified Volts
------	-----------------------	----------------------	-------------------------	---------------------------------------	-----------------

## INTERNATIONAL RECTIFIER CO. (Continued)

## Current Types (Continued)

A30H1SDBHD	H. W.	1,000	125	—	—
B4B1SDBHD	Bridge	125	400	50	115
B7C1SDBHD	C. T.	125-0-125	400	50	115
B7D1SDBHD	V. D.	125	100	60	230
B7H1SDBHD	H. W.	125	200	100	115
B8B1SDBHD	Bridge	250	400	100	230
B14C1SDBHD	C. T.	250-0-250	400	100	230
B14D1SDBHD	V. D.	250	100	100	460
B14H1SDBHD	H. W.	250	200	200	230

## SALFORD ELECTRICAL INSTRUMENTS

## Current Types

$\frac{1}{2}$ A to 5A*	Bridge	18	0.5 to 5A	Resistive	15
$\frac{1}{2}$ A/24 to 5A/24*	Bridge	36	0.5 to 5A	Resistive	25.6
$\frac{1}{2}$ AV to 5AV*	Push-pull	9-0-9	0.5 to 5A	Resistive	16
B $\frac{1}{2}$ to B6*	Bridge	18	0.5 to 6A	Resistive	15
B $\frac{1}{2}$ /24 to B6/24*	Bridge	36	0.5 to 6A	Resistive	25.6
B $\frac{1}{2}$ V to B6V*	Push-pull	9-0-9	0.5 to 6A	Resistive	16
M160	Bridge	18	1.5A	750	18
M161	Bridge	18	2A	1,000	18
M162	Bridge	18	2.5A	1,250	18
M163	Bridge	18	3A	1,500	18
M160H	H. W.	80	750	Resistive	28
M161H	H. W.	80	1A	Resistive	28
M162H	H. W.	80	1.25A	Resistive	28
M163H	H. W.	80	1.5A	Resistive	28
M160V	Push-pull	18-0-18	1.5A	500	36
M161V	Push-pull	18-0-18	2A	500	36
M162V	Push-pull	18-0-18	2.5A	750	36
M163V	Push-pull	18-0-18	3A	750	36
M180	Push-pull	9-0-9	1.5A	750	18
M181	Push-pull	9-0-9	2A	1,000	18
M182	Push-pull	9-0-9	2.5A	1,250	18
M183	Push-pull	9-0-9	3A	1,500	18
M200	Bridge	25	1.5A	500	25
M201	Bridge	25	2A	750	25
M202	Bridge	25	2.5A	1,000	25
M203	Bridge	25	3A	1,250	25
M200H	H. W.	108	750	Resistive	40
M201H	H. W.	108	1A	Resistive	40
M202H	H. W.	108	1.25A	Resistive	40
M203H	H. W.	108	1.5A	Resistive	40
M200V	Push-pull	25-0-25	1.5A	250	50
M201V	Push-pull	25-0-25	2A	500	50
M202V	Push-pull	35-0-25	2.5A	500	50
M203V	Push-pull	25-0-25	3A	500	50
M210	Push-pull	12-0-12	1.5A	500	25
M211	Push-pull	12-0-12	2A	750	25
M212	Push-pull	12-0-12	2.5A	1,000	25
M213	Push-pull	12-0-12	3A	1,000	25
M225	Bridge	18	750	—	12
M337B	Bridge	20	4A	Resistive	16
M350	Bridge	20	1A	Resistive	16
M351	Bridge	20	1.5A	Resistive	16
M352	Bridge	20	2.5A	Resistive	16
M353	Bridge	20	4.5A	Resistive	16
M354	Bridge	20	5A	Resistive	16
M355	Bridge	20	6A	Resistive	16
M356	Bridge	20	8A	Resistive	16
M357	Bridge	20	10A	Resistive	16

Continued

**Metal Rectifiers**

Type	Type of Rectification	Input Volts (R.M.S.)	Max. Rect. Current (mA)	Min. Reservoir Capacitance ( $\mu$ F)	Rectified Volts
------	-----------------------	----------------------	-------------------------	---------------------------------------	-----------------

**SALFORD ELECTRICAL INSTRUMENTS (Continued)**
*Current Types (Continued)*

Z11B1FS	Bridge	18	750	Resistive	14.4
Z11B1X	Bridge	27	150	Resistive	21.5
Z11H9X	H.W.	125	90	20	130
Z11H17X	H.W.	250	90	20	290
Z12B1FS	Bridge	18	1.5A	Resistive	14.4
Z12B1X	Bridge	27	360	Resistive	21.5
Z12H9X	H.W.	125	225	48	130
Z12H17X	H.W.	250	225	48	290
Z13B1FS	Bridge	18	3A	Resistive	14.4
Z13B1X	Bridge	27	720	Resistive	21.5
Z13H9X	H.W.	125	450	100	130
Z13H17X	H.W.	250	450	100	290
Z14B1FS	Bridge	18	6A	Resistive	14.4
Z16B1FS	Bridge	18	18A	Resistive	14.4
Z21B1FS	Bridge	18	1A	Resistive	14.4
Z21B1X	Bridge	27	240	Resistive	21.5
Z21H9X	H.W.	125	150	32	130
Z21H17X	H.W.	250	125	32	290
Z22B1FS	Bridge	18	2A	Resistive	14.4
Z22B1X	Bridge	27	520	Resistive	21.5
Z22H17X	H.W.	250	300	64	290
Z23B1FS	Bridge	18	4A	Resistive	14.4
Z24B1FS	Bridge	18	8A	Resistive	14.4
Z25B1FS	Bridge	18	10A	Resistive	14.4
Z26B1FS	Bridge	18	14A	Resistive	14.4
ZC12H18X	H.W.	250	325	100	290
ZC13H17XE	H.W.	250	300	100	280
46H1 and intermediate types to 46H33	H.W.	28 to 6, 120	5	4.5 to 0.02	28 to 6, 120
48H1 and intermediate types to 48H33	H.W.	28 to 6, 120	12	10 to 0.02	28 to 6, 120

\* The digits prefixing the type number indicate the value of Maximum Rectified Current (in amps).

Note: Rectified voltage may be considerably reduced by any series resistance in the circuit.

**WESTINGHOUSE**
*Replacement Types*

4A88	V.D.	150	200	2 x 32	250
4C1017	C.T.	2.5-0-2.5	120	2,000	1.5
4D958	C.T.	2.5-0-2.5	100	2,000	1.5
5D1	H.W.	2	40	240	1.5
14A86	H.W.	240	200	64	280
14A97	F.W.	240	250	64	275
14A100	H.W.	250	200	64	290
14A124	F.W.	250	200	80	300
14A144	F.W.	350	200	64	500
14A163	V.D.	120	120	2 x 50	250
14A342	H.W.	250	300	100	290
14A975	H.W.	250	120	16	260
14B35	H.W.	100	70	32	110
14B130	H.W.	240	200	84	265
14B261	H.W.	210	70	32	240
14B980	H.W.	240	70	50	275
14B986	H.W.	250	70	16	275
15B35	H.W.	240	45	32	270
15B39	C.T.	95-0-95	100	32	95
15C997	H.W.	125	35	36	150

*Continued*

Type	Type of Rectification	Input Volts (R.M.S.)	Max. Rect. Current (mA)	Min. Reservoir Capacitance ( $\mu$ F)	Rectified Volts
<b>WESTINGHOUSE (Continued)</b>					
<i>Replacement Types (Continued)</i>					
15D19	H. W.	125	25	32	150
2 x 15D39	C. T.	120-0-120	45	32	140
16HT12 and intermediate types to 16HT258	H. W.	180 to 3,865	8	4 to 0.2	190 to 4,120
16MB1 and intermediate types to 16MB16	H. W.	15 to 240	8	32 to 2	15 to 240
36EHT10 and intermediate types to 36EHT240	H. W.	270 to 6,480	2	0.5 to 0.05	300 to 7,900
36MB1 and intermediate types to 36MB13	H. W.	30 to 390	2	4 to 0.33	30 to 390
EC1	HW/CT/Bridge	250	120	16 to 32	270
EC2	H. W.	250	60	16	280
EC3	V. D.	125	60	16	260
EC4	HW/CT/Bridge	250	180	32 to 50	280
EC9	H. W.	500	60	8	560
EC10	V. D.	250	60	8	520
EC11	H. W.	250	60	16	280
EC12	H. W.	150	60	24	170
EC13	H. W.	500	75	8	550
EC15	V. D.	250	75	8	550
EC16	H. W.	300	60	8	320
EC18	V. D.	150	60	16	320
EC19	H. W.	400	60	8	440
LT113	Bridge	30	120	120	32
	Bridge	90	120	64	100
	Bridge	60	120	64	65
	Bridge	120	120	32	130
	C. T.	120-0-120	120	32	130
	Bridge	21.5	1.5A	—	12
<i>Current Types</i>					
H31N02B01	Bridge	60	200	100	65
H31N04B01	Bridge	120	200	64	130
H31N08B01	Bridge	250	200	32	270
H31N09B01	Bridge	270	200	32	290
H31N0A01	H. W.	150	100	24	170
H31N16A01	H. W.	250	100	16	280
H31N20A01	H. W.	300	100	16	330
H031PE01B	Bridge	20	175	—	14
H131PE01B	Bridge	30	175	—	20
H029PE01B	Bridge	20	240	—	14
H129PE01B	Bridge	30	240	—	20
H123PP01B	Bridge	20	500	—	14
LT116	Bridge	30	1.25A	—	20
LT119	Bridge	30	2A	—	20
LT120	Bridge	20	1.2A	—	12
LT138	Bridge	30	1.2A	—	20
LT156	Bridge	60	2A	—	40
LT158	Bridge	60	1.2A	—	40
WKA29PM01B	Bridge	30	1.2A	—	20

## Germanium PNP Transistors

Type	Con- struction	P <sub>c</sub> Max. (mW)	Typical f <sub>T</sub> or *f <sub>f</sub> † f <sub>ab</sub> (MHz)	Absolute Max. Ratings				Typical h <sub>FE</sub> at (mA) (or *h <sub>FE</sub> )	Max I <sub>CB0</sub> at V <sub>CB</sub>		Application	Base Ref.
				V <sub>CB0</sub> (V)	V <sub>CEO</sub> (V)	V <sub>EB0</sub> (V)	I <sub>C</sub> (mA)		μA	V		
<b>MULLARD</b>												
<i>Replacement Types</i>												
ASY26	A	150	>4*	-30	-	-	300	100 at 20	3	5	} General purpose	2
ASY27	A	150	>6*	-25	-	-	300	100 at 20	3	5		2
2N1303	AJ	150	4.5†	-30	-	-25	300	50 at 10	-	-		2
2N1305	AJ	150	8†	-30	-	-25	300	70 at 10	-	-		2
2N1307	AJ	150	12†	-30	-	-25	300	100 at 10	-	-		2
2N1309	AJ	150	20†	-30	-	-25	300	150 at 10	-	-		2
<i>Current Types</i>												
AC128	AJ	700	-	-32	-32	-	1A	90 at 300	10	10	Class A and B output	4
AC188	AJ	800	1.5	-25	-15	-10	1A	200 at 300	200	25	Audio	4
AD162	AJ	3W	1.5	-32	-32	-20	1A	150 at 500	20	10	Output stages	1
AD149	AJ	22.5W	0.5	-50	-50	-20	3.5A	65 at 1A	350	14	Class B output	1
OC25	AJ	22.5W	-	-40	-40	-	4A	50 at 1A	-	-	Gen. purpose power	1
OC20	AJ	30W	0.25†	-100	-75	-	8A	50 at 1A	-	-	High voltage, high gain	1
OC28	AJ	30W	-	-80	-60	-	10A	38 at 1A	100	0.5	} Switching	1
OC29	AJ	30W	-	-60	-48	-	10A	88 at 1A	100	0.5		1
OC35	AJ	30W	-	-60	-48	-	10A	50 at 1A	100	0.5		1
OC36	AJ	30W	-	-80	-60	-	10A	70 at 1A	100	0.5		1

### NEWMARKET

#### *Current Types*

OC65N	A	25	1	-10	-10	-10	10	30 at 4	12	4.5	} A. F.	4	
OC66N	A	25	1	-10	-10	-10	10	50 at 4	12	4.5		4	
NKT11	A	75	-	-18	-10	-12	100	155* at 1	5	6	} R. F. amplifiers	4	
NKT12	A	75	-	-18	-10	-12	100	110* at 1	5	6		4	
NKT72	A	75	-	-15	-	-10	10	130* at 1	5	6		4	
NKT73	A	75	-	-15	-	-10	10	75* at 1	5	6	} R. F. switching	4	
AC107N	A	80	1	-15	-	-5	-	95 at 0.3	-	-		4	
OC70N	A	125	1	-30	-10	-10	10	30 at 0.5	13	4.5		4	
OC71N	A	125	1	-30	-10	-10	10	41 at 1	13	4.5		4	
OC72N	A	125	1	-32	-16	-10	125	82 at 10	10	10		} A. F.	4
OC73N	A	125	1	-32	-16	-20	10	48 at 0.5	6	4.5			4
OC75N	A	125	1	-30	-10	-10	10	95 at 3	14	4.5		4	
OC76N	A	125	1	-32	-16	-10	125	45 at 10	10	10		4	
OC77N	A	125	1	-60	-15	-10	125	45 at 10	10	10		4	
2N1303	AJ	150	-	-30	-25	-	300	20† at 10	6	25		} R. F. switching	2
2N1305	AJ	150	-	-30	-20	-	300	120 at 10	6	25	2		
2N1307	AJ	150	-	-30	-15	-	300	180 at 10	6	25	2		
2N1309	AJ	150	-	-30	-15	-	300	80† at 10	6	25	2		
ACY27	A	200	1	-40	-20	-30	-	32 at 1	12	30	} A. F.	4	
ACY28	A	200	1	-40	-15	-30	-	97 at 1	12	30		4	
ACY29	A	200	1	-40	-15	-30	-	97 at 1	12	30		4	
ACY30	A	200	1	-40	-20	-40	-	130 at 1	12	30		4	
ACY31	A	200	1	-40	-	-20	-	53 at 1	5	12		4	
ACY34	A	200	1	-30	-10	-10	-	30 at 1	12	30		4	
ACY35	A	200	1	-30	-10	-10	-	52 at 1	12	30		4	
ACY36	A	200	1	-32	-16	-10	-	60 at 80	12	30		4	
ACY50	A	200	1	-20	-10	-20	-	47 at 5	12	20		4	
NKT210	A	200	1	-45	-30	-10	500	100 at 25	10	10		4	
NKT211	J	200	1†	-32	-	-10	500	50† at 300	10	10	} A. F.	4	
NKT212	J	200	1†	-32	-	-10	125	50† at 25	10	10		4	
NKT213	J	200	1†	-32	-	-10	125	50† at 1	10	10		4	
NKT214	J	200	1†	-32	-	-10	125	30† at 1	10	10		4	
NKT215	J	200	1†	-32	-	-10	125	15†* at 1	10	10		4	
NKT216	J	200	1†	-60	-	-10	125	50† at 1	10	10		4	
NKT217	J	200	1†	-60	-	-10	125	50† at 25	10	10		4	
NKT218	J	200	1†	-60	-	-10	500	50† at 300	10	10		4	
NKT219	J	200	1†	-32	-	-10	125	85† at 1	10	10		4	
NKT271	J	200	1†	-15	-	-5	500	50† at 200	10	10		4	

*Continued*

Germanium PNP Transistors

Type	Con- struction	P <sub>c</sub> Max. (mW)	Typical f <sub>T</sub> or *f <sub>1</sub> † fab (MHz)	Absolute Max. Ratings				Typical h <sub>FE</sub> at (mA) (or *h <sub>FE</sub> )	Max I <sub>CB0</sub> at V <sub>CB</sub>		Application	Base Ref.
				V <sub>CB0</sub> (V)	V <sub>CEO</sub> (V)	V <sub>EB0</sub> (V)	I <sub>C</sub> (mA)		μA	V		

NEWMARKET (Continued)

Current Types (Continued)

NKT272	J	200	1†	-15	-	-5	125	35†* at 1	10	10	A. F.	4
NKT273	J	200	1†	-15	-	-5	500	25† at 200	10	10		4
NKT274	J	200	1†	-15	-	-5	125	85†* at 1	10	10		4
NKT275	J	200	1†	-15	-	-5	125	25†* at 1	10	10		4
OC78N	A	200	1	-20	-	-10	200	20 at 125	10	10		4
OC81DN	A	200	1	-32	-	-10	250	20 at 2	10	10		4
OC81N	A	200	1	-32	-	-10	500	150 at 50	10	10		4
OC74N	A	220	1	-20	-	-5	300	105 at 50	20	9		4
OC83N	A	220	1	-32	-20	-10	1A	120 at 300	10	10		4
OC84N	A	220	1	-32	-20	-10	1A	105 at 300	10	10		4
NKT281	A	220	1.5	-32	-16	-10	1A	115 at 50	10	10		4
ACY17	A	300	-	-70	-32	-12	1A	125 at 50	10	6		2
ACY18	A	300	-	-50	-30	-12	1A	100 at 50	10	6		2
ACY19	A	300	-	-50	-30	-12	1A	215 at 50	10	6		2
ACY20	A	300	-	-40	-20	-12	1A	100 at 50	10	6		2
ACY21	A	300	-	-40	-20	-12	1A	170 at 50	10	6		2
ACY22	A	300	-	-20	-15	-12	1A	190 at 50	10	6		2
ACY23	A	300	-	-110	-40	-12	1A	130 at 50	10	6		2
ACY40	A	300	-	-32	-18	-12	1A	55 at 50	10	6		2
NKT229	A	300	-	-30	-	-10	500	80† at 50	10	10		2
NKT245	A	300	-	-32	-18	-12	1A	180 at 50	10	6	2	
NKT221	J	300	1†	-30	-	-10	500	50† at 500	10	10	2	
NKT222	J	300	1†	-30	-	-10	125	50† at 25	10	10	2	
NKT223	J	300	1†	-30	-	-10	125	50†* at 1	10	10	2	
NKT224	J	300	1†	-30	-	-10	125	30†* at 1	10	10	2	
NKT225	J	300	1†	-30	-	-10	125	15†* at 1	10	10	2	
NKT226	J	300	1†	-30	-	-10	125	50†* at 1	10	10	2	
NKT227	J	300	1†	-60	-	-10	125	50† at 25	10	10	2	
NKT228	J	300	1†	-30	-	-10	500	30† at 500	10	10	2	
NKT420	A	1.3W	-	-120	-	-50	5A	60 at 1A	150	30	1	
NKT406	A	1.3W	0.35	-60	-32	-20	10A	40 at 1A	150	30	1	
NKT401	J	1.3W	0.6†	-80	-30	-20	8A	15† at 6A	100	1.5	1	
NKT402	J	1.3W	0.6†	-80	-20	-20	8A	30† at 6A	100	1.5	1	
NKT403	J	1.3W	0.6†	-80	-30	-20	8A	50† at 1A	100	1.5	1	
NKT404	J	1.3W	0.6†	-60	-20	-20	8A	50† at 1A	100	1.5	1	
NKT405	J	1.3W	0.9†	-60	-	-20	8A	100† at 1A	100	1.5	1	
NKT451	J	1.3W	0.9†	-36	-	-10	8A	50† at 1A	100	1.5	1	
NKT452	J	1.3W	0.9†	-36	-	-10	8A	30† at 1A	100	1.5	1	
NKT453	J	1.3W	0.9†	-36	-	-10	8A	15† at 1A	100	1.5	1	
OC25	A	32.5W	-	-40	-40	-10	4A	48 at 1A	100	0.5	1	
NKT450	A	43W	-	-36	-36	-10	3A	30†* at 1A	100	1.5	1	
OC20	A	43W	-	-100	-75	-40	10A	50 at 1A	-	-	1	
OC19	A	50W	-	-32	-16	-10	3A	33 at 2A	100	1.4	1	
OC28	A	50W	-	-80	-60	-40	10A	38 at 1A	100	0.5	1	
OC29	A	50W	-	-60	-32	-20	10A	87 at 1A	100	0.5	1	
OC35	A	50W	-	-60	-32	-20	10A	50 at 1A	100	0.5	1	
OC36	A	50W	-	-80	-32	-40	10A	70 at 1A	100	0.5	1	

† Minimum value

SGS-ATES

Current Types

AF109R	-	60	-	-	-15	-0.3	2	55 at 2	-	-	V.H.F. preamps.	9
AF106	-	60	220	-	-18	-0.3	2	70 at 2	-	-	V.H.F. mixer/osc.	9
AF139	-	60	550	-	-15	-0.3	1.5	50 at 1.5	-	-	U.H.F. mixer/preamps.	9
AF239	-	60	700	-	-15	-0.3	5	30 at 5	-	-	U.H.F. preamps.	9
AF239S	-	60	780	-	-15	-0.3	5	30 at 5	-	-		9
AU113	-	5W	-	-250	-	-	10A	47 at 6A	-	-	TV line output	1
AU106	-	5W	2	-320	-	-	10A	47 at 6A	-	-		1
AU111	-	5W	2	-320	-	-	10A	47 at 6A	-	-		1
AU112	-	5W	2	-320	-	-	10A	27 at 6A	-	-		1

Continued

### Germanium PNP Transistors

Type	Construction	P <sub>c</sub> Max. (mW)	Typical f <sub>T</sub> or *f <sub>1</sub> † (MHz)	Absolute Max. Ratings				Typical h <sub>FE</sub> at (mA) (or *h <sub>fe</sub> )	Max I <sub>CBO</sub> at V <sub>CB</sub>		Application	Base Ref.
				V <sub>CB0</sub> (V)	V <sub>CE0</sub> (V)	V <sub>EB0</sub> (V)	I <sub>C</sub> (mA)		μA	V		

#### SGS-ATES (Continued)

##### Current Types (Continued)

AD262	A	10W	—	-35	-20	—	4A	110 at 500	—	—	} Audio amps.	1
AD263	A	10W	—	-60	-40	—	4A	102 at 500	—	—		1
AD142	A	30W	—	-80	—	—	10A	115 at 1A	—	—		1
AD143	A	30W	—	-40	—	—	10A	115 at 1A	—	—		1
AD143R	A	30W	—	-35	-25	—	10A	115 at 1A	—	—	1	
AU108	—	30W	—	-100	—	—	10A	117 at 700	—	—	} TV line outputs	1
AU108F	—	30W	—	-100	—	—	10A	185 at 1A	—	—		1
AU110	—	30W	—	-160	—	—	10A	55 at 1A	—	—		1
AU107	—	30W	2	-200	—	—	10A	77 at 700	—	—	} TV frame outputs	1

#### TUNGSRAM

##### Current Types

AC128	AJ	700	1.5*	-32	-32	-10	1A	90 at 300	10	10	Class A output	4
AC188	AJ	800	1.5	-25	-15	-10	1A	200 at 300	200	25	} A. F. output	4
AD162	AJ	3W	1.5	-32	-20	-10	1A	150 at 500	20	10		1
AD149	AJ	22.5W	0.5	-50	-50	-20	3.5A	65 at 1A	350	14	Class B output	1

### Germanium NPN Transistors

Type	Construction	P <sub>c</sub> Max. (mW)	Typical f <sub>T</sub> or *f <sub>1</sub> † (MHz)	Absolute Max. Ratings				Typical h <sub>FE</sub> at (mA) (or *h <sub>fe</sub> )	Max I <sub>CBO</sub> at V <sub>CB</sub>		Application	Base Ref.
				V <sub>CB0</sub> (V)	V <sub>CE0</sub> (V)	V <sub>EB0</sub> (V)	I <sub>C</sub> (mA)		μA	V		

#### MULLARD

##### Replacement Types

ASY28	A	125	4*	30	—	—	100	55 at 20	3	5	} General purpose	2
ASY29	A	125	6*	25	—	—	100	100 at 20	3	5		2
2N1302	A	150	4	25	—	—	300	105 at 1	6	25	} Medium speed logic and general purpose	2
2N1304	A	150	6	25	—	—	300	120 at 1	6	25		2
2N1306	A	150	9	25	—	—	300	135 at 1	6	25		2
2N1308	A	150	16	25	—	—	300	170 at 1	6	25		2

##### Current Types

ASY74	AJ	140	6†	30	15	—	400	35† at 200	—	—	Switching	2
AC127	AJ	340	2.5	32	12	—	500	100 at 20	—	—	General purpose	4
AC176	AJ	700	—	32	32	—	1A	100 at 500	30	10	} Audio amplifiers	4
AC187	AJ	800	—	25	15	10	1A	200 at 300	100	25		4
AD161	AJ	4W	3	32	20	10	3A	150 at 500	25	10		1

† Minimum value

#### NEWMARKET

##### Current Types

ASY28	A	150	>4	30	15	20	300	715 at 20	3	5	} R. F. amplifiers	2
ASY29	A	150	1	25	15	20	300	100 at 20	3	5		2
2N1302	—	150	—	—	25	—	300	20† at 10	6	25	} R. F. switching	2
2N1304	—	150	—	—	20	—	300	120 at 10	6	25		2
2N1306	—	150	—	—	15	—	300	180 at 10	6	25		2
2N1308	—	150	—	—	15	—	300	80† at 10	6	25		2
AC176	A	215	1	32	20	5	1A	120 at 500	30	10	A. F. amplifiers	4

† Minimum value

Germanium NPN Transistors

Type	Construction	P <sub>c</sub> Max. (mW)	Typical $f_T$ or $f_{\beta}$ † fab (MHz)	Absolute Max. Ratings				Typical $h_{FE}$ at (mA) (or $h_{fe}$ )	Max $I_{CBO}$ at $V_{CB}$		Application	Base Ref.
				V <sub>CB0</sub> (V)	V <sub>CE0</sub> (V)	V <sub>EB0</sub> (V)	I <sub>C</sub> (mA)		μA	V		
<b>TUNGSRAM</b>												
<i>Current Types</i>												
AC127	A	340	0.001	32	32	—	500	50 at 500	—	—	Class B output	4
AC176	AJ	700	—	32	32	—	1A	100 at 500	30	10	A. F. amplifiers	4
AC187	AJ	800	—	25	15	10	1A	200 at 300	100	25		4
AD161	AJ	4W	3	32	20	10	3A	150 at 500	25	10		1

Silicon PNP Transistors

Type	Construction	P <sub>c</sub> Max. (mW)	Typical $f_T$ or $f_{\beta}$ † fab (MHz)	Absolute Max. Ratings				Typical $h_{FE}$ at (mA) (or $h_{fe}$ )	Max $I_{CBO}$ at $V_{CB}$		Application	Base Ref.
				V <sub>CB0</sub> (V)	V <sub>CE0</sub> (V)	V <sub>EB0</sub> (V)	I <sub>C</sub> (mA)		μA	V		
<b>FERRANTI</b>												
<i>Current Types</i>												
BF406	P	220	150	—	-35	—	500	50† at 10	—	—	General purpose	53
BF404	P	240	150	—	-20	—	50	110† at 2	—	—	Amplifiers	53
ZTX541	PE	300	—	-100	—	—	100	30† at 2	—	—	Numerical indicator driver	67
ZTX542	PE	300	—	-120	—	—	100	30† at 2	—	—		67
ZT152	PE	300	30†	-20	-20	-15	500	35 at 100	0.1	20	General purpose	2
ZTX530	PE	300	30†	-30	-30	-5	500	100† at 0.1	0.2	30		67
ZTX531	PE	300	30†	-45	-45	-5	500	40† at 0.1	0.2	45		67
ZT180	P	300	150	-25	-25	-4	500	38† at 10	0.5	25		2
ZT181	P	300	150	-45	-35	-4	500	38† at 10	0.5	45		2
ZT182	P	300	150	-45	-35	-4	500	75† at 10	0.5	45		2
ZT183	P	300	150	-45	-45	-4	500	38† at 10	0.05	45		2
ZT184	P	300	150	-45	-45	-4	500	75† at 10	0.05	45		2
ZT187	P	300	150	-25	-25	-4	500	75† at 10	0.5	25		2
ZT280	P	300	150	-25	-25	-4	500	38† at 10	0.5	25		2
ZT281	P	300	150	-45	-35	-4	500	38† at 10	0.5	45		2
ZT282	P	300	150	-45	-35	-4	500	75† at 10	0.5	45		2
ZT283	P	300	150	-45	-45	-4	500	38† at 10	0.05	45		2
ZT284	P	300	150	-45	-45	-4	500	75† at 10	0.05	45		2
ZT287	P	300	150	-25	-25	-4	500	75† at 10	0.5	25		2
ZTX500	PE	300	150†	-25	-25	-5	500	50† at 10	0.2	25	67	
ZTX501	PE	300	150†	-35	-35	-5	500	50† at 10	0.2	35	67	
ZTX502	PE	300	150†	-35	-35	-5	500	100† at 10	0.2	35	67	
ZTX503	PE	300	150†	-45	-45	-5	500	50† at 10	0.2	45	67	
ZTX504	PE	300	150†	-70	-70	-5	500	50† at 10	0.2	70	67	
ZTX510	PE	300	400	—	-12	—	30	40† at 30	—	—	High speed switching	67
BFS37	P	350	30	-45	-45	—	500	200 at 0.01	—	—	Amplifiers	53
BFS37A	P	350	30	-30	-30	—	500	250 at 0.1	—	—		53
BFS44	P	350	60	-60	-30	—	1A	80 at 150	—	—	General purpose	53
BFS45	P	350	60	-60	-60	—	1A	130 at 150	—	—		53
BFS40	P	350	150	-45	-35	—	500	200 at 10	—	—		53
BFS40A	P	350	150	-25	-25	—	500	175 at 10	—	—	53	
BFS41	P	350	150	-45	-45	—	500	80 at 10	—	—	53	
BSV37	P	350	400	-12	-12	—	500	95 at 30	—	—	H. F. amplifiers	53
2N2894	PE	360	400†	-12	-12	-4	200	40† at 30	0.08	12	Medium power	2
ZTX3702	PE	500	100	—	-25	—	50	180 at 50	—	—	General purpose	67
ZTX3703	PE	500	100	—	-30	—	500	90 at 50	—	—		67
BFS96	PE	500	150	—	-30	—	1A	170 at 150	—	—		67
BFS97	PE	500	150	—	-40	—	1A	200 at 150	—	—		67
BFS98	PE	500	150	—	-60	—	1A	100 at 150	—	—		67
ZTX4402	PE	500	150	—	-40	—	600	100 at 150	—	—		67
ZTX212	PE	500	200	—	-50	—	200	230 at 2	—	—		67
ZTX213	PE	500	200	—	-30	—	200	315 at 2	—	—		67
ZTX214	PE	500	200	—	-30	—	200	345 at 2	—	—		67
ZTX3905	PE	500	200	—	-40	—	200	100 at 10	—	—		67

Continued

Silicon PNP Transistors

Type	Construction	P <sub>c</sub> Max. (mW)	Typical f <sub>T</sub> or *f <sub>1</sub> † f <sub>ab</sub> (MHz)	Absolute Max. Ratings				Typical h <sub>FE</sub> at (mA) (or *h <sub>fe</sub> )	Max I <sub>CB0</sub> at V <sub>CB</sub>		Application	Base Ref.
				V <sub>CB0</sub> (V)	V <sub>CE0</sub> (V)	V <sub>EB0</sub> (V)	I <sub>C</sub> (mA)		μA	V		

FERRANTI (Continued)

Current Types (Continued)

ZTX4403	PE	500	200	—	-40	—	150	200 at 150	—	—	General purpose	67
ZTX3906	PE	500	250	—	-40	—	200	200 at 10	—	—		67
2N1131	PE	600	50†	-50	-35	-5	—	20† at 150	1	50	High speed switching	2
2N1132	PE	600	60†	-50	-35	-5	—	30† at 150	1	50		2
ZTX537	PE	750	100	—	-45	—	100	350 at 100	—	—	General purpose	67
ZTX538	PE	750	100	—	-25	—	100	350 at 100	—	—		67
ZTX550	PE	1W	150	—	-45	—	150	200 at 150	—	—	67	
ZTX551	PE	1W	150	—	-60	—	1A	100 at 150	—	—	67	
ZT210	PE	5W	—	-60	-40	-5	1A	20† at 150	0.5	60	Drivers, amplifiers	2
ZT211	PE	5W	—	-90	-65	-5	1A	40† at 150	0.5	60		2
BUY90	PE	20W	50	-120	-60	—	3A	60 at 0.5	—	—	2	
BUY91	PE	24W	50	-120	-60	—	6A	58 at 0.5	—	—	2	
BUY92	PE	30W	50	-120	-60	—	9A	57 at 0.5	—	—	2	

† Minimum value

I. T. T.

Current Types

BF450	P	150	325	—	-40	—	25	60 at 1	—	—	A.M./F.M. I.F. amplifiers	49
BF451	P	150	325	—	-40	—	25	30 at 1	—	—		49
2N3962	PE	200	270	-60	-60	-5	200	275 at 2	0.01	50	Amplifiers	2
BCY70	PE	200	275	-50	-50	-5	200	50 at 2	0.01	50		2
2N3964	PE	200	320	-45	-45	-5	200	425 at 2	0.01	40	F.M. tuners	2
BCY71A	PE	200	330	-45	-45	-5	200	350 at 2	0.01	45		2
BF324	P	250	350	—	-30	—	25	45 at 1	—	—	64	
BC250A	PE	300	180	-20	-20	-5	200	70 at 2	0.1	15	Amplifiers	64
BC260A												2
BC250B	PE	300	180	-20	-20	-5	200	150 at 2	0.1	15		64
BC260B												2
BC250C	PE	300	180	-20	-20	-5	200	350 at 2	0.1	15		64
BC260C												2
BC251A	PE	300	200	-50	-45	-5	200	170 at 2	0.015	45		64
BC261A												2
BC307A	PE	300	200	-50	-45	-5	200	290 at 2	0.015	45		64
BC251B												2
BC261B	PE	300	200	-50	-45	-5	200	290 at 2	0.015	45		64
BC307B												2
BC251C	PE	300	200	-50	-45	-5	200	500 at 2	0.015	45		64
BC261C												2
BC307C	PE	300	200	-30	-25	-5	200	170 at 2	0.015	25		64
BC252A												2
BC262A	PE	300	200	-30	-25	-5	200	170 at 2	0.015	25		64
BC308A												2
BC252B	PE	300	200	-30	-25	-5	200	290 at 2	0.015	25		64
BC262B												2
BC308B	PE	300	200	-30	-25	-5	200	290 at 2	0.015	25	64	
BC252C											2	
BC262C	PE	300	200	-30	-25	-5	200	500 at 2	0.015	25	64	
BC308C											2	
BC253A	PE	300	200	-30	-25	-5	200	90 at 2	0.015	25	64	
BC263A											2	
BC309A	PE	300	200	-30	-25	-5	200	150 at 2	0.015	25	64	
BC253B											2	
BC263B	PE	300	200	-30	-25	-5	200	150 at 2	0.015	25	64	
BC309B											2	
BC253C	PE	300	200	-30	-25	-5	200	270 at 2	0.015	25	64	
BC263C											2	
BC309C	PE	300	200	-64	-64	-5	200	170 at 2	0.015	64	64	
BC256A											2	
BC266A	PE	300	200	-64	-64	-5	200	170 at 2	0.015	64	64	
BC256B											2	
BC266B	PE	300	200	-64	-64	-5	200	290 at 2	0.015	64	2	

Continued



Silicon PNP Transistors

Type	Construction	P <sub>C</sub> Max. (mW)	Typical f <sub>T</sub> or <sup>2</sup> f <sub>1</sub> † f <sub>ab</sub> (MHz)	Absolute Max. Ratings				Typical h <sub>FE</sub> at (mA) (or <sup>2</sup> h <sub>fe</sub> )	Max I <sub>CB0</sub> at V <sub>CB</sub>		Application	Base Ref.
				V <sub>CB0</sub> (V)	V <sub>CEO</sub> (V)	V <sub>EB0</sub> (V)	I <sub>C</sub> (mA)		μA	V		
BCY78A	PE	300	200	-32	-32	-5	200	180 at 2	0.02	25	Amplifiers	2
BCY78B	PE	300	200	-32	-32	-5	200	260 at 2	0.02	25		2
BCY78C	PE	300	200	-32	-32	-5	200	360 at 2	0.02	25		2
BCY78D	PE	300	200	-32	-32	-5	200	500 at 2	0.02	25		2
BCY79A	PE	300	200	-45	-45	-5	200	180 at 2	0.02	35		2
BCY79B	PE	300	200	-45	-45	-5	200	260 at 2	0.02	35		2
BCY79C	PE	300	200	-45	-45	-5	200	360 at 2	0.02	35		2
2N3963	PE	300	220	-80	-80	-5	200	275 at 2	0.01	70		2
BCY71	PE	300	250	-45	-45	-5	200	50 at 2	0.01	50		2
BCY72	PE	300	250	-25	-25	-5	200	50 at 2	0.01	25		2
2N3965	PE	300	250	-60	-60	-5	200	425 at 2	0.01	50	Amplifiers	2
2N2894	PE	360	400	-12	-12	-4	200	25 at 100	0.08	6	High speed switching	2
2N3209	PE	360	400	-20	-20	-4	200	15 at 100	0.08	6		2
BC192	PE	400	100	-25	-25	-5	500	90 at 50	0.1	20		2
BSV46	PE	400	200	-70	-70	-5	500	35 at 10	0.02	50	Switching	2
BSV47A	PE	400	200	-60	-60	-5	500	40 at 10	0.02	50		2
BSV47B	PE	400	200	-60	-60	-5	500	100 at 10	0.02	50		2
BSV48A	PE	400	200	-60	-40	-5	500	35 at 10	0.02	50		2
BSV48B	PE	400	200	-60	-40	-5	500	75 at 10	0.02	50		2
BSV49A	PE	400	200	-30	-30	-5	500	35 at 10	0.025	20		2
BSV49B	PE	400	200	-30	-30	-5	500	75 at 10	0.025	20		2
BSW72	PE	400	200	-40	-25	-5	500	30 at 10	0.1	30		2
BSW73	PE	400	200	-40	-25	-5	500	70 at 10	0.1	30		2
BSW74	PE	400	200	-75	-40	-5	500	35 at 10	0.01	50		2
BSW75	PE	400	200	-75	-40	-5	500	75 at 10	0.01	50	High speed switching	2
2N2906	PE	400	200	-60	-40	-5	500	35 at 10	0.02	50		2
2N2906A	PE	400	200	-60	-60	-5	500	40 at 10	0.01	50	Switching	2
2N2907	PE	400	200	-60	-40	-5	500	75 at 10	0.02	50		2
2N2907A	PE	400	200	-60	-60	-5	500	100 at 10	0.01	50		2
BSV42	PE	600	200	-70	-70	-5	500	35 at 10	0.02	50		64
BSV43A	PE	600	200	-60	-60	-5	500	40 at 10	0.02	50		64
BSV43B	PE	600	200	-60	-60	-5	500	100 at 10	0.02	50		64
BSV44A	PE	600	200	-60	-40	-5	500	35 at 10	0.02	50		64
BSV44B	PE	600	200	-60	-40	-5	500	75 at 10	0.02	50		64
BSV45A	PE	600	200	-30	-30	-5	500	35 at 10	0.025	20		64
BSV45B	PE	600	200	-30	-30	-5	500	75 at 10	0.025	20		64
BC327	PE	625	-	-	-45	-5	800	350 at 1	-	-	64	
BC328	PE	625	-	-	-25	-5	800	350 at 1	-	-	64	
BC160-6	PE	750	-	-	-40	-5	1A	70 at 1	-	-	Amplifiers	2
BC160-10	PE	750	-	-	-40	-5	1A	110 at 1	-	-		2
BC160-16	PE	750	-	-	-40	-5	1A	175 at 1	-	-		2
BC161-6	PE	750	-	-	-60	-5	1A	70 at 1	-	-		2
BC161-10	PE	750	-	-	-60	-5	1A	110 at 1	-	-		2
BC161-16	PE	750	-	-	-60	-5	1A	175 at 1	-	-		2
BC360-6	PE	800	-	-	-40	-5	500	70 at 5	-	-		2
BC360-10	PE	800	-	-	-40	-5	500	110 at 5	-	-		2
BC360-16	PE	800	-	-	-40	-5	500	175 at 5	-	-		2
BC361-6	PE	800	-	-	-60	-5	500	70 at 5	-	-		2
BC361-10	PE	800	-	-	-60	-5	500	110 at 5	-	-	2	
BSX40	PE	800	100	-30	-30	-5	500	35 at 10	0.025	25	High speed switching	2
2N4030	PE	800	100	-60	-60	-5	1A	30 at 5	0.05	50		2
2N4031	PE	800	100	-80	-80	-5	1A	30 at 5	0.05	60		2
BSX41	PE	800	150	-30	-30	-5	500	75 at 10	0.025	25		2
2N4032	PE	800	150	-60	-60	-5	1A	75 at 5	0.05	50		2
2N4033	PE	800	150	-80	-80	-5	1A	75 at 5	0.05	60		2
2N2904	PE	800	150	-60	-40	-5	600	75 at 10	0.025	25		2
2N2904A	PE	800	200	-60	-60	-5	600	40 at 10	0.01	50		2
2N2905	PE	800	200	-60	-40	-5	600	75 at 10	0.02	50		2
2N2905A	PE	800	200	-60	-60	-5	600	100 at 10	0.01	50		2

Silicon PNP Transistors

Type	Construction	P <sub>C</sub> Max. (mW)	Typical $f_T$ or $f_{\beta 1}$ † fab (MHz)	Absolute Max. Ratings				Typical $h_{FE}$ at (mA) (or $h_{fe}$ )	Max I <sub>CBO</sub> at V <sub>CB</sub>		Application	Base Ref.
				V <sub>CEO</sub> (V)	V <sub>CE0</sub> (V)	V <sub>EB0</sub> (V)	I <sub>C</sub> (mA)		μA	V		

MULLARD

Replacement Types

BCY49	AJ	250	—	-15	-15	-15	20	—	—	—	Low-level chopper	2
BFW87	PE	300	100	-60	-60	-5	500	110 at 10	0.1	50	General purpose	43
BFW88	PE	300	100	-60	-60	-5	500	55 at 10	0.1	50		43
BFW89	PE	300	100	-40	-40	-5	500	110 at 10	0.1	30		43
BFW90	PE	300	100	-40	-40	-5	500	55 at 10	0.1	30		43
BFW91	PE	300	100	-20	-20	-5	500	55 at 50	0.1	15		43
2N1131	PE	600	60	-50	-35	-5	600	45 at 10	1	30	Switching	2
2N1132	PE	600	60	-50	-35	-5	600	90 at 10	1	30		2
2N3133	PE	600	200	-50	-35	-4	600	120 at 150	0.05	30		2
2N3134	PE	600	200	-50	-35	-4	600	300 at 150	0.05	30		2

Current Types

BCW29R	PE	200	150	-30	-20	—	100	120† at 2	—	—	Micro-miniature	53
BCW30R	PE	200	150	-30	-20	—	100	215† at 2	—	—		53
BCW69R	PE	200	150	-50	-45	—	100	120† at 2	—	—		53
BCW70R	PE	200	150	-50	-45	—	100	215† at 2	—	—		53
BC157	PE	220	130	-50	-45	-5	100	140 at 2	0.1	20	A. F. driver	43
BC158	PE	220	130	-30	-25	-5	100	140 at 2	0.1	20	General purpose	43
BC159	PE	220	130	-25	-20	-5	100	230 at 2	0.1	20	A. F. input	43
BCY30	AJ	250	1.2	-64	-64	-45	50	25* at 1	0.05	6	General purpose	2
BCY33	AJ	250	1.5	-32	-32	-16	50	25* at 1	0.05	6		2
BCY31	AJ	250	1.7	-64	-64	-45	50	35* at 1	0.05	6		2
BCY34	AJ	250	2.4	-32	-32	-16	50	35* at 1	0.05	6		2
BCY32	AJ	250	2.5	-64	-64	-32	50	35* at 1	0.05	6		2
BSV68	PE	250	50†	-110	-100	—	100	30† at 25	—	—	Switching	2
BF450	PE	250	325	-40	-40	—	25	60† at 1	—	—	R. F. amplifiers	49
BF451	PE	250	325	-40	-40	—	25	30† at 1	—	—		49
BF324	PE	250	550	-30	-30	—	25	25† at 4	—	—		50
BSS68	PE	300	50	-110	-100	—	100	30† at 25	—	—	Switching	50
BC557	PE	300	150	-50	-45	—	200	75* at 2	—	—	General purpose	50
BC558	PE	300	150	-30	-25	—	200	75† at 2	—	—		50
BC559	PE	300	150	-25	-20	—	200	125* at 2	—	—		50
BCX17	PE	310	100	-50	-30	—	500	100† at 100	—	—	Micro-miniature	54
BCX18	PE	310	100	-45	-25	—	500	100† at 100	—	—		54
BCY71	PE	350	200	-45	-45	—	200	100† at 10	—	—	General purpose	2
BCY72	PE	350	200	-25	-25	—	200	50† at 10	—	—		2
BCY70	PE	350	250	-50	-40	—	200	50† at 10	—	—		2
BFX37	PE	360	0.01	-60	-60	-6	50	200 at 1	—	—	Amplifiers	2
2N2906	PE	400	200	-60	-40	-5	600	80 at 150	0.02	50	High speed switching	2
2N2906A	PE	400	200	-60	-60	-5	600	80 at 150	0.01	50		2
2N2907	PE	400	200	-60	-40	-5	600	200 at 150	0.02	50		2
2N2907A	PE	400	200	-60	-60	-5	600	200 at 150	0.01	50		2
BCY38	AJ	410	1.5*	-32	-32	-12	250	20 at 150	0.1	6	General purpose	2
BCY39	AJ	410	1.5*	-64	-64	-12	250	30 at 150	0.1	6		2
BCY54	AJ	410	2*	-50	-50	-12	250	40 at 150	0.1	6		2
BCY40	AJ	410	2.5*	-32	-32	-12	250	67 at 150	0.1	6		2
BFX30	PE	600	—	-65	-65	-5	600	90 at 10	0.05	50	General purpose	2
BFX29	PE	600	100	-60	-60	—	600	50† at 10	—	—		2
BFX87	PE	600	100	-50	-50	-4	600	90 at 150	0.5	1		2
BFX88	PE	600	100	-40	-40	-4	600	90 at 150	0.5	1		2
2N2904	PE	600	200	-60	-40	-5	600	120 at 150	0.02	50	High speed switching	2
2N2904A	PE	600	200	-60	-60	-5	600	120 at 150	0.01	50		2
2N2905	PE	600	200	-60	-40	-5	600	300 at 150	0.02	50		2
2N2905A	PE	600	200	-60	-60	-5	600	300 at 150	0.01	50		2
BC327	PE	625	100	-50	-45	—	1A	100† at 100	—	—		50
BC328	PE	625	100	-30	-25	—	1A	100† at 100	—	—	General purpose	50
BCX35	PE	880	100	-80	-80	—	600	90 at 150	—	—		43
BCX36	PE	880	100	-60	-60	—	600	90 at 150	—	—		43
BCX37	PE	880	100	-40	-40	—	600	90 at 150	—	—		43

Continued

Silicon PNP Transistors

Type	Construction	P <sub>c</sub> Max. (mW)	Typical f <sub>T</sub> or *f <sub>i</sub> † fab (MHz)	Absolute Max. Ratings				Typical h <sub>FE</sub> at (mA) (or *h <sub>fe</sub> )	Max I <sub>CB0</sub> at V <sub>CB</sub>		Application	Base Ref.
				V <sub>CB0</sub> (V)	V <sub>CE0</sub> (V)	V <sub>EB0</sub> (V)	I <sub>C</sub> (mA)		μA	V		

MULLARD (Continued)

Current Types (Continued)

BD136	PE	2W	75	-45	-45	-5	350	100 at 150	0.01	30	A. F. amplifiers	51
BD138	PE	2W	75	-60	-60	-5	350	100 at 150	0.01	30		51
BD140	PE	2W	75	-80	-80	-5	350	100 at 150	0.01	30		51
BFT44	PE	5W	60	-300	-300	-	500	50† at 10	-	-		2
BFT45	PE	5W	60	-250	-250	-	500	50† at 10	-	-	2	
BD132	PE	15W	60	-45	-45	-	6A	40† at 500	-	-	General purpose	51
BD234	E	25W	3	-45	-45	-	6A	25† at 1A	-	-		51
BD236	E	25W	3	-60	-60	-	6A	25† at 1A	-	-		51
BD238	E	25W	3	-100	-80	-	6A	25† at 1A	-	-		51
BD438	E	36W	3	-45	-45	-	7A	40† at 2A	-	-		51
BD434	E	36W	3	-22	-22	-	7A	50† at 2A	-	-		51
BD436	E	36W	3	-32	-32	-	7A	50† at 2A	-	-		51
BDX78	E	55W	3	-80	-80	-	12A	30† at 2A	-	-		52
BD202	E	60W	3	-60	-45	-	8A	30† at 3A	-	-		52
BD204	E	60W	3	-60	-60	-	8A	30† at 2A	-	-		52

† Minimum value

NEWMARKET

Current Types

NKT20329	-	300	100	-30	-40	-5	10	125 at 1	0.01	10	A. F. amplifiers	2
BCY70	PE	350	250	-50	-40	-5	200	50† at 10	0.01	20		2
BCY71	PE	350	300	-45	-45	-5	200	100† at 10	0.01	20		2
BCY72	PE	350	200	-25	-25	-5	200	50† at 10	0.1	20		2
2N2906	PE	400	200	-60	-40	-5	600	80 at 150	0.02	50	A. F. drivers	2
2N2906A	PE	400	200	-60	-60	-5	600	80 at 150	0.01	50		2
2N2907	PE	400	200	-60	-40	-5	600	200 at 150	0.02	50		2
2N2907A	PE	400	200	-60	-60	-5	600	200 at 150	0.01	50		2
NKT20339	-	400	100	-45	-40	-5	500	100 at 10	0.01	10	A. F. switching	2
BFX29	-	500	100	-60	-60	-	600	125 at 50	-	-		2
BFX30	-	500	100	-65	-65	-	600	20† at 50	-	-		2
2N1131	P	600	50	-50	-35	-5	600	30 at 150	1	30		2
2N1132	P	600	60	-50	-35	-5	600	60 at 150	1	20	2	
2N2904	PE	600	200	-60	-40	-5	600	80 at 150	0.02	50	A. F. drivers	2
2N2904A	PE	600	200	-60	-60	-5	600	80 at 150	0.01	50		2
2N2905	PE	600	200	-60	-40	-5	600	200 at 150	0.02	50		2
2N2905A	PE	600	200	-60	-60	-5	600	200 at 150	0.01	50		2
BFX88	-	600	60	-40	-40	-	600	40† at 150	-	-	2	
BFX87	-	600	100	-50	-50	-	600	40† at 150	-	-	2	

† Minimum value

R. C. A.

Current Types

40319	P	-	60	-	-40	-	1A	127 at 50	0.25	15	Driver	2
40362	P	-	60	-	-70	-	1A	127 at 50	-	-		2
40406	P	-	60	-	-50	-	1A	115 at 100	-	-	Amplifier inputs	2
40634	P	-	60	-	-75	-	1A	150 at 150	-	-		2
40815	P	-	60	-	-45	-	1A	160 at 150	-	-	Driver	2
40537	P	1W	60	-	-55	-	1A	175 at 50	-	-		2
2N4036	P	5W	60	-	-65	-	1A	90 at 150	0.02	60	General purpose	2
2N4037	P	5W	60	-	-40	-	1A	150 at 150	0.25	60		2
40391	P	5W	60	-	-40	-	1A	150 at 150	0.25	60		2
40394	P	5W	60	-	-40	-	1A	150 at 150	0.25	60		2
2N4314	P	7W	60	-	-65	-	1A	150 at 150	0.25	60		2
2N5781	PE	10W	8	-	-65	-	3A	110 at 1A	-	-		2
2N5782	PE	10W	8	-	-50	-	3A	110 at 1.2A	-	-		2
2N5783	PE	10W	8	-	-40	-	3A	110 at 1.6A	-	-		2
40609	PE	10W	8	-	-25	-	3A	110 at 1A	-	-		2

Continued

Silicon PNP Transistors

Type	Construction	P <sub>c</sub> Max. (mW)	Typical $f_T$ or $f_{\beta}$ † (MHz)	Absolute Max. Ratings				Typical $h_{FE}$ at (mA) (or * $h_{fe}$ )	Max I <sub>CBO</sub> at V <sub>CB</sub>		Application	Base Ref.
				V <sub>CEO</sub> (V)	V <sub>CFO</sub> (V)	V <sub>EB0</sub> (V)	I <sub>C</sub> (mA)		μA	V		

R. C. A. (Continued)

Current Types (Continued)

40614	PE	10W	8	—	-30	—	3A	110 at 1.2A	—	—	Audio amplifiers	2
40619	PE	10W	8	—	-32	—	3A	110 at 1.5A	—	—		2
BFT19	P	10W	15	—	-150	—	2A	25 at 30	—	—		2
BFT19A	P	10W	15	—	-250	—	2A	25 at 30	—	—		2
BFT19B	P	10W	15	—	-350	—	2A	25 at 30	—	—		2
BFT28	P	10W	15	—	-100	—	2A	20† at 10	—	—	High voltage	2
BFT28A	P	10W	15	—	-150	—	2A	20† at 10	—	—		2
BFT28B	P	10W	15	—	-200	—	2A	20† at 10	—	—		2
BFT28C	P	10W	15	—	-250	—	2A	20† at 10	—	—		2
2N5415	P	10W	15	—	-200	—	2A	90 at 50	—	—		2
2N5416	P	10W	15	—	-300	—	2A	75 at 50	—	—	2	
40987	P	10W	15	—	-175	—	2A	145 at 10	10	120	Class A pre-driver	2
40999	P	10W	15	—	-100	—	2A	145 at 10	10	90		2
2N5322	P	10W	50	—	-50	—	1.5A	145 at 500	5	80	General purpose	2
2N5323	P	10W	50	—	-75	—	1.5A	80 at 500	0.5	60		2
40538	P	10W	50	—	-55	—	1.5A	47 at 500	—	—	Audio amplifier	2
40595	P	10W	50	—	-95	—	1.5A	210 at 300	—	—	Audio driver	2
2N6180	P	25W	50	—	-75	—	1.5A	80 at 500	0.1	60	General purpose	51
2N6181	P	25W	50	—	-50	—	1.5A	95 at 500	0.1	45		51
2N6211	—	35W	20	—	-225	—	2A	55 at 1A	—	—	Fast switching	1
2N6212	—	35W	20	—	-300	—	2A	55 at 1A	—	—		1
2N6213	—	35W	20	—	-350	—	2A	55 at 1A	—	—		1
2N6214	—	35W	20	—	-400	—	2A	55 at 1A	—	—	1	
40992	—	35W	20	—	-175	—	2A	90 at 300	—	—	Class B pre-driver	1
2N5954	PE	40W	5	—	-80	—	5.5A	80 at 2A	—	—	General purpose	1
2N5955	PE	40W	5	—	-60	—	5.5A	60 at 2.5A	—	—		1
2N5956	PE	40W	5	—	-40	—	5.5A	60 at 3A	—	—		1
BD240	PE	40W	10	—	-45	—	6A	45 at 1A	—	—		52
BD240A	PE	40W	10	—	-60	—	6A	45 at 1A	—	—		52
BD240B	PE	40W	10	—	-80	—	6A	45 at 1A	—	—		52
BD240C	PE	40W	10	—	-100	—	6A	45 at 1A	—	—		52
BD242	PE	40W	10	—	-45	—	6A	50 at 3A	—	—		52
BD242A	PE	40W	10	—	-60	—	6A	50 at 3A	—	—		52
BD242B	PE	40W	10	—	-80	—	6A	50 at 3A	—	—		52
BD242C	PE	40W	10	—	-100	—	6A	50 at 3A	—	—		52
BD244	PE	40W	10	—	-45	—	6A	45 at 3A	—	—		52
BD244A	PE	40W	10	—	-60	—	6A	45 at 3A	—	—		52
BD244B	PE	40W	10	—	-80	—	6A	45 at 3A	—	—		52
BD244C	PE	40W	10	—	-100	—	6A	45 at 3A	—	—		52
BD277	PE	40W	10	—	-45	—	6A	90 at 1.75A	—	—	52	
2N6106	PE	40W	10	—	-70	—	6A	90 at 2A	—	—	52	
2N6107	PE	40W	10	—	-70	—	6A	90 at 2A	—	—	52	
2N6108	PE	40W	10	—	-50	—	6A	90 at 2.5A	—	—	52	
2N6109	PE	40W	10	—	-50	—	6A	90 at 2.5A	—	—	52	
2N6110	PE	40W	10	—	-30	—	6A	60 at 3A	—	—	52	
2N6111	PE	40W	10	—	-30	—	6A	80 at 3A	—	—	52	
40817	PE	40W	10	—	-45	—	6A	92 at 2A	—	—	Audio amplifiers	52
40874	PE	40W	10	—	-70	—	6A	90 at 2A	—	—		52
40876	PE	40W	10	—	-50	—	6A	70 at 3A	—	—		52
BUX18	PE	125W	10	—	-200	—	15A	7 at 6A	—	—	General purpose	1
BUX18A	PE	125W	10	—	-275	—	15A	7 at 5A	—	—		1
BUX18B	PE	125W	10	—	-325	—	15A	10 at 4A	—	—		1
BUX18C	PE	125W	10	—	-375	—	15A	10 at 4A	—	—		1
2N6246	PE	125W	10	—	-60	—	15A	80 at 7A	—	—		1
2N6247	PE	125W	10	—	-80	—	15A	60 at 6A	—	—		1
2N6248	PE	125W	10	—	-100	—	15A	60 at 5A	—	—	1	
2N6469	PE	125W	10	—	-40	—	15A	85 at 5A	—	—	1	

† Minimum value

Silicon PNP Transistors

Type	Construction	P <sub>c</sub> Max. (mW)	Typical f <sub>T</sub> or *f <sub>1</sub> † (MHz)	Absolute Max. Ratings				Typical h <sub>FE</sub> at (mA) (or *h <sub>FE</sub> )	Max I <sub>CB0</sub> at V <sub>CB</sub>		Application	Base Ref.
				V <sub>CB0</sub> (V)	V <sub>CE0</sub> (V)	V <sub>EB0</sub> (V)	I <sub>C</sub> (mA)		μA	V		

SGS-ATES

Current Types

BSS17	}	-	-	-	-75	-	2A	55 at 500	-	-	}	General purpose switching	2
2N5322													
BSS18	}	-	-	-	-50	-	2A	92 at 500	-	-	}	General purpose switching	2
2N5323													
BSX29	-	-	-	-	-12	-	100	30 at 100	-	-	}	Fast switching	2
BSX36	-	-	-	-	-40	-	500	57 at 150	-	-			
2N3962	-	-	-	-	-60	-	-	200 at 0.01	-	-	}	Low level amplifiers	2
2N3963	-	-	-	-	-80	-	-	200 at 0.01	-	-			
2N3964	-	-	-	-	-45	-	-	375 at 0.01	-	-			
BFW43	-	-	50	-	-150	-	50	100 at 10	-	-	}	General purpose amplifiers	2
BFW44	-	-	50	-	-150	-	50	100 at 10	-	-			
BFX90	-	-	60	-	-180	-	10	200 at 10	-	-	}	Low level amplifiers	2
BFX91	-	-	60	-	-180	-	10	200 at 10	-	-			
BFX37	-	-	70	-	-80	-	10	200 at 10	-	-	}	General purpose amplifiers	2
BFX74	-	-	90	-	-35	-	500	45 at 150	-	-			
BFX38	-	-	150	-	-55	-	1A	120 at 500	-	-	}	Low level amplifiers	2
BFX39	-	-	150	-	-55	-	1A	65 at 500	-	-			
BFX40	-	-	150	-	-75	-	1A	120 at 500	-	-	}	General purpose amplifiers	2
BFX41	-	-	150	-	-75	-	1A	65 at 500	-	-			
BFY64	-	-	250	-	-40	-	500	130 at 150	-	-	}	High frequency amplifiers	9
BFX48	-	-	550	-	-30	-	-	160 at 10	-	-			
BFR38	-	-	850	-	-35	-	-	50 at 3	0.05	35	}	Low noise V.H.F./U.H.F. amps.	9
BFR99	-	-	2,300	-	-25	-	-	80 at 10	0.05	25			
BF516	-	150	850	-	-35	-3	-	50 at 3	-	-	}	R.F. amps./osc.	9
BF680	-	170	650	-	-35	-3	-	50 at 3	-	-			
BF679	-	170	850	-	-35	-3	-	60 at 3	-	-	}	U.H.F./V.H.F. a.g.c. amplifiers	59
BF479	-	170	1,600	-	-25	-3	-	50 at 10	-	-			
BC153	-	200	-	-40	-	-	100	115 at 0.01	-	-	}	Pre-amp audio driver	64
BC154	-	200	-	-40	-	-	100	190 at 0.01	-	-			
BC204	-	200	-	-50	-	-	100	250 at 2	-	-	}	Low noise pre-amp.	64
BC205	-	200	-	-25	-	-	100	280 at 2	-	-			
BC206	-	200	-	-25	-	-	100	325 at 2	-	-	}	Low level, high voltage	64
BF500	-	200	400	-	-30	-4	-	50 at 4	-	-			
BF316A	-	200	600	-	-35	-3	-	50 at 3	-	-	}	Low level, low noise	64
BF272A	-	200	850	-	-35	-3	-	50 at 3	-	-			
BF506	-	250	-	-	-30	-3	-	50 at 3	-	-	}	V.H.F. mixer/osc.	9
BF509	-	250	-	-	-30	-3	-	50 at 3	-	-			
BC116A	-	300	-	-45	-	-	600	105 at 50	-	-	}	U.H.F. mixer/osc.	64
BC126	-	300	-	-35	-	-	300	75 at 150	-	-			
BC177	-	300	-	-50	-	-	100	30† at 0.01	-	-	}	U.H.F./V.H.F. a.g.c. amps.	9
BC178	-	300	-	-30	-	-	100	30† at 0.01	-	-			
BC179	-	300	-	-25	-	-	100	30† at 0.01	-	-	}	V.H.F. mixer/amp.	64
BC477	-	360	-	-90	-	-	150	135 at 2	-	-			
BC478	-	360	-	-40	-	-	150	280 at 2	-	-	}	V.H.F. a.g.c. amp.	64
BC479	-	360	-	-40	-	-	150	325 at 2	-	-			
2N3963	-	360	40	-	-80	-	-	100 at 10	-	-	}	General purpose	2
2N2894	-	360	50	-	-12	-	-	-	-	-			
2N3209	-	360	50	-	-20	-	-	-	-	-	}	R.F.-I.F. amplifiers	2
2N3964	-	360	50	-	-45	-	-	250	-	-			
2N869	-	360	100	-	-18	-	-	20† at 10	-	-	}	General purpose	2
2N995	-	360	100	-	-15	-	-	87 at 20	-	-			
2N3073	-	360	130	-	-60	-	-	80 at 50	-	-	}	Low noise	2
2N3121	-	360	130	-	-45	-	-	80 at 50	-	-			
2N3250	-	360	250	-	-40	-	-	100 at 10	-	-	}	High voltage	2
2N3251	-	360	300	-	-40	-	-	200 at 10	-	-			
2N869A	-	360	400	-	-18	-	-	80 at 30	-	-	}	Low level, low noise	2
2N2894	-	360	400	-	-12	-	-	90 at 30	-	-			
2N3209	-	360	400	-	-20	-	-	75 at 30	-	-	}	High speed, saturated switching	2
2N4034	-	360	400	-	-40	-	-	135 at 10	-	-			

Continued

Silicon PNP Transistors

Type	Construction	P <sub>c</sub> Max. (mW)	Typical f <sub>T</sub> or † f <sub>β</sub> (MHz)	Absolute Max. Ratings				Typical h <sub>FE</sub> at (mA) (or †h <sub>fe</sub> )	Max I <sub>CB0</sub> at V <sub>CB</sub>		Application	Base Ref.
				V <sub>CB0</sub> (V)	V <sub>CE0</sub> (V)	V <sub>EB0</sub> (V)	I <sub>C</sub> (mA)		μA	V		

SGS-ATES (Continued)

Current Types (Continued)

2N4035	—	360	450	—	-40	—	—	225 at 10	—	—	General purpose	2
BC297	—	375	—	-50	—	—	1A	167 at 100	—	—	} Audio driver	2
BC298	—	375	—	-30	—	—	1A	287 at 100	—	—		2
2N978	—	380	40	—	-25	—	—	37 at 150	—	—	General purpose	2
BC393	—	400	—	-180	-180	—	100	150 at 10	—	—	Video amplifiers	2
2N3930	—	400	40	—	-180	—	50	190 at 10	—	—	High voltage amplifiers	2
2N722	—	400	60	—	-50	—	—	60 at 150	—	—	} High voltage switching	2
2N2908	—	400	200	—	-40	—	—	80 at 150	—	—		2
2N2908A	—	400	200	—	-60	—	—	80 at 150	—	—		2
2N2907	—	400	200	—	-40	—	—	200 at 150	—	—		2
2N2907A	—	400	200	—	-60	—	—	200 at 150	—	—		2
2N3504	—	400	200	—	-45	—	—	207 at 50	—	—		2
2N3505	—	400	200	—	-60	—	—	207 at 50	—	—		2
2N1132	—	600	60	—	-50	—	—	60 at 150	—	—		2
2N1132A	—	600	60	—	-50	—	—	60 at 150	—	—		2
2N2904	—	600	200	—	-40	—	—	80 at 150	—	—		2
2N2904A	—	600	200	—	-60	—	—	80 at 150	—	—	2	
2N2905	—	600	200	—	-40	—	—	200 at 150	—	—	2	
2N2905A	—	600	200	—	-60	—	—	200 at 150	—	—	2	
2N3931	—	700	40	—	-180	—	50	190 at 10	—	—	High voltage amplifiers	2
2N3502	—	700	200	—	-45	—	—	257 at 50	—	—	} General purpose amplifiers	2
2N3503	—	700	200	—	-60	—	—	257 at 50	—	—		2
2N4358	—	700	400	—	-240	—	50	190 at 10	—	—	High voltage amplifiers	2
2N4030	—	800	100	—	-60	—	—	80 at 100	—	—	} General purpose amplifiers	2
2N4031	—	800	100	—	-80	—	—	80 at 100	—	—		2
2N4032	—	800	150	—	-60	—	—	200 at 100	—	—		2
2N4033	—	800	150	—	-80	—	—	200 at 100	—	—		2
BC303	—	850	—	-85	—	—	1A	140 at 150	—	—	} Audio driver	2
BC304	—	850	—	-60	—	—	1A	140 at 150	—	—		2
BC460	—	1W	—	-50	—	—	2A	145 at 500	—	—	} General purpose	2
BC461	—	1W	—	-75	—	—	2A	145 at 500	—	—		2
BD376	—	25W	—	-50	-45	—	2A	90 at 1A	—	—	} Medium power switch	51
BD378	—	25W	—	-75	-60	—	2A	90 at 1A	—	—		51
BD380	—	25W	—	-100	-80	—	2A	100 at 500	—	—	} Audio amplifiers	51
BD282	—	36W	—	-22	-22	—	4A	40† at 3A	—	—		51
BD284	—	36W	—	-32	-32	—	4A	30† at 3A	—	—	51	
BD286	—	36W	—	-45	-45	—	4A	20† at 3A	—	—	} High current amplifiers	51
BD434	—	36W	—	-22	-22	—	4A	40† at 3A	—	—		2

† Minimum value

TEXAS

Current Types

2N3634	—	—	—	-140	-140	-5	1A	100 at 50	—	—	} High voltage amplifiers	2
2N3635	—	—	—	-140	-140	-5	1A	200 at 50	—	—		2
2N3636	—	—	—	-175	-175	-5	1A	100 at 50	—	—		2
2N3637	—	—	—	-175	-175	-5	1A	200 at 50	—	—	} General purpose	2
BCY30	AJ	—	0.25	-64	-64	-45	—	25* at 1	—	—		2
BCY31	AJ.	—	0.25	-64	-64	-45	—	42* at 1	—	—		2
BCY32	AJ	—	0.25	-64	-64	-32	—	57* at 1	—	—		2
BCY33	AJ	—	0.4	-32	-32	-16	—	25* at 1	—	—		2
BCY34	AJ	—	0.6	-32	-32	-16	—	42* at 1	—	—		2
OC203	AJ	—	0.9	-60	-60	-30	—	35* at 1	—	—		3
OC200	AJ	—	1.2	-30	-30	-20	—	37* at 1	—	—		3
BCZ11	AJ	—	1.5	-30	-25	-20	—	42* at 1	—	—		3
OC201	AJ	—	3.2	-25	-25	-20	—	50* at 1	—	—		3
OC202	AJ	—	3.2	-15	-15	-10	—	82* at 1	—	—	3	
BC143	—	—	40	-60	-60	-5	800	20† at 200	—	—	} High current amplifiers	2
BFT21	—	—	50	-60	-30	-6	1A	40† at 150	—	—		2
BFT22	—	—	50	-40	-20	-6	1A	60† at 150	—	—		2

Continued

Silicon PNP Transistors

Type	Construction	P <sub>C</sub> Max. (mW)	Typical I <sub>T</sub> or *f <sub>T</sub> † f <sub>β</sub> (MHz)	Absolute Max. Ratings				Typical h <sub>FE</sub> at (mA) (or *h <sub>FE</sub> )	Max I <sub>CB0</sub> at V <sub>CB</sub>		Application	Base Ref.
				V <sub>CB0</sub> (V)	V <sub>CE0</sub> (V)	V <sub>EB0</sub> (V)	I <sub>C</sub> (mA)		μA	V		

TEXAS (Continued)

Current Types (Continued)

BFT61	—	—	50	-60	-30	-6	1A	40† at 150	—	—	High current amplifiers	2
BFT62	—	—	50	-40	-20	-6	1A	60† at 150	—	—		2
BC325	—	—	60	-60	-60	-6	50	175† at 1	—	—	General purpose amplifiers	2
BC326	—	—	60	-60	-60	-6	50	250† at 1	—	—		2
BFT20	—	—	60	-80	-35	-6	1A	30† at 150	—	—	High current amplifiers	2
BFT60	—	—	60	-80	-35	-6	1A	30† at 150	—	—		2
BFT35	—	—	100	-80	-60	-5	3A	175 at 150	—	—	High current amps, and switches	2
BFT36	—	—	100	-100	-80	-5	3A	150 at 150	—	—		2
BFT37	—	—	100	-120	-100	-5	3A	125 at 150	—	—	2	
BFT69	—	—	100	-90	-80	-5	1A	150 at 100	—	—	2	
BFT70	—	—	100	-70	-60	-5	1A	162 at 100	—	—	2	
BFT71	—	—	100	-60	-50	-5	1A	200 at 100	—	—	High current amplifiers	2
BFT79	—	—	100	-90	-80	-5	1A	150 at 100	—	—		2
BFT80	—	—	100	-70	-60	-5	1A	162 at 100	—	—	2	
BFT81	—	—	100	-60	-50	-5	1A	200 at 100	—	—	2	
BC303	—	—	120	-85	-60	-7	1A	160 at 150	—	—	2	
BC304	—	—	120	-60	-45	-7	1A	160 at 150	—	—	2	
BC177	—	—	150	-50	-45	-6	300	180 at 2	—	—	2	
BC178	—	—	150	-35	-25	-6	300	240 at 2	—	—	General purpose amplifiers	2
BC179	—	—	150	-35	-25	-6	300	520 at 2	—	—		2
BCW35	—	—	150	-60	-45	-5	600	100† at 10	—	—	2	
BCY70	—	—	200	-50	-40	-5	600	50† at 10	—	—	2	
BCY71	—	—	200	-45	-45	-5	250	350 at 10	—	—	2	
BCY72	—	—	200	-25	-25	-5	360	50† at 10	—	—	2	
2S306	AJ	50	1.5	-6	-6	-6	10	30† at 1	—	—	Choppers	2
2S307	AJ	50	1.5	-15	-15	-15	10	30† at 1	—	—		3
2S326	AJ	50	1.5	-6	-6	-6	10	30† at 1	—	—	2	
2S327	AJ	50	1.5	-15	-15	-15	10	30† at 1	—	—	3	
TIS37	PE	200	—	-35	-32	-6	50	45† at 1	0.1	10	A. M. receivers	24
TIS38	PE	200	—	-35	-32	-6	50	25† at 1	0.1	10		24
BFX243	PE	200	80	-35	-32	-5	50	30† at 9	0.1	10	2	
TIS50	PE	250	—	-12	-12	-4	200	95 at 30	1	6	Fast switching	24
TIS53	PE	250	—	-6	-6	-4	80	75 at 10	—	—	24	
TIS54	PE	250	—	-12	-12	-4	80	75 at 10	—	—	24	
2N4058	PE	250	—	-30	-30	-6	30	250 at 0.1	0.1	20	24	
2N4059	PE	250	—	-30	-30	-6	30	352 at 1	0.1	20	General purpose	24
2N4060	PE	250	—	-30	-30	-6	30	105 at 1	0.1	20		24
2N4061	PE	250	—	-30	-30	-6	30	210 at 1	0.1	20	24	
2N4062	PE	250	—	-30	-30	-6	30	420 at 1	0.1	20	24	
BC181	PE	300	—	-40	-25	-5	200	60† at 2.5	0.1	20	A. F. amplifiers	2
BC181A	PE	300	—	-40	-25	-5	200	100† at 2.5	0.1	20		2
BFX12	PE	300	—	-20	-15	-5	100	40 at 10	0.01	15	General purpose	2
BFX13	PE	300	—	-20	-15	-5	100	120 at 10	0.01	15		2
2S301	AJ	300	0.25	-80	-80	-30	100	10*† at 1	—	—	2	
2S321	AJ	300	0.25	-80	-80	-30	50	10*† at 1	—	—	3	
2S302	AJ	300	0.35	-40	-40	-20	100	15*† at 1	—	—	2	
2S322	AJ	300	0.35	-40	-40	-20	50	15*† at 1	—	—	3	
2S305	AJ	300	0.45	-125	-125	-50	100	10*† at 1	—	—	2	
2S325	AJ	300	0.45	-125	-125	-50	50	10*† at 1	—	—	3	
2S303	AJ	300	0.65	-25	-25	-20	100	25*† at 1	—	—	2	
2S323	AJ	300	0.65	-25	-25	-20	50	25*† at 1	—	—	3	
2S3010	AJ	300	0.7	-40	-40	-20	100	28 at 10	0.5	10	General purpose	2
2S3210	AJ	300	0.7	-40	-40	-20	100	28 at 10	0.5	10		3
2S3020	AJ	300	0.8	-40	-40	-20	100	38 at 10	0.5	10	2	
2S3021	AJ	300	0.8	-15	-15	-10	100	15† at 10	0.5	10	2	
2S3021A	AJ	300	0.8	-25	-25	-10	100	38 at 10	0.1	10	2	
2S3220	AJ	300	0.8	-40	-40	-20	100	38 at 10	0.5	10	3	
2S3221	AJ	300	0.8	-15	-15	-10	100	15† at 10	0.5	10	3	
2S3221A	AJ	300	0.8	-25	-25	-10	100	38 at 10	0.1	10	3	
2S304	AJ	300	1	-15	-15	-15	100	45*† at 1	—	—	2	
2S324	AJ	300	1	-15	-15	-15	50	45*† at 1	—	—	3	

Continued

Silicon PNP Transistors

Type	Con- struction	P <sub>c</sub> Max. (mW)	Typical f <sub>T</sub> or *f <sub>1</sub> † f <sub>ab</sub> (MHz)	Absolute Max. Ratings				Typical h <sub>FE</sub> at (mA) (or *h <sub>FE</sub> )	Max I <sub>CB0</sub> at V <sub>CB</sub>		Application	Base Ref.
				V <sub>CB0</sub> (V)	V <sub>CEO</sub> (V)	V <sub>EB0</sub> (V)	I <sub>C</sub> (mA)		μA	V		

TEXAS (Continued)

Current Types (Continued)

2S3030	AJ	300	1.25	-25	-25	-10	100	55 at 10	0.5	10	General purpose	2
2S3230	AJ	300	1.25	-25	-25	-10	100	55 at 10	0.5	10		3
2S3040	AJ	300	3.5	-15	-15	-10	100	40† at 10	0.5	10		2
2S3240	AJ	300	3.5	-15	-15	-10	100	40† at 10	0.5	10		3
TIS61	PE	300	100	-40	-25	-5	400	160 at 50	0.1	20	Audio amplifiers	24
TIS61M	PE	300	100	-40	-25	-5	400	160 at 50	0.1	20		24
2N3702	PE	300	100	-40	-25	-5	200	180 at 50	0.1	20		24
2N3703	PE	300	100	-50	-30	-5	200	90 at 50	0.1	20		2
2N726	PE	300	140	-25	-20	-5	50	15† at 10	-	-	Fast switching	2
2N727	PE	300	140	-25	-20	-5	50	30† at 10	-	-		2
2N2411	PE	300	140	-25	-20	-5	100	20† at 10	-	-		2
2N2412	PE	300	140	-25	-20	-5	100	40† at 10	-	-		2
BC212	PE	300	200	-60	-50	-5	200	180 at 2	0.015	30	Low level amplifiers	24
BC212L	PE	300	200	-60	-50	-5	200	180 at 2	0.015	30		2
BC212LT05	PE	300	200	-60	-50	-	200	180 at 2	0.015	60		2
BC213	PE	300	200	-45	-30	-5	200	240 at 2	0.015	30		24
BC213L	PE	300	200	-45	-30	-5	200	240 at 2	0.015	30	Fast switching	2
BC213LT05	PE	300	200	-45	-30	-	200	240 at 2	0.015	45		2
BC214	PE	300	200	-45	-30	-5	200	270 at 2	0.015	30		24
BC214L	PE	300	200	-45	-30	-5	200	270 at 2	0.015	30		2
BC214LT05	PE	300	200	-45	-30	-	200	520 at 2	0.015	45	General purpose	2
2N3304	PE	300	500	-6	-6	-4	-	75 at 10	-	-		2
SX4058	-	360	-	-30	-30	-	200	250 at 0.1	0.1	30		2
SX4059	-	360	-	-30	-30	-	200	352 at 1	0.1	30		2
SX4060	-	360	-	-30	-30	-	200	105 at 1	0.1	30	Low noise amplifiers	2
SX4061	-	360	-	-30	-30	-	200	210 at 1	0.1	30		2
SX4062	-	360	-	-30	-30	-	200	420 at 1	0.1	30		2
2N3798	PE	360	-	-60	-60	-5	50	300 at 0.5	0.01	50		2
2N3799	PE	360	-	-60	-60	-5	50	600 at 0.5	0.01	50	General purpose	2
2N3962	P	360	-	-60	-60	-6	200	275 at 1	0.01	50		2
2N3963	P	360	-	-80	-80	-6	200	275 at 1	0.01	70		2
2N3964	P	360	-	-45	-45	-6	200	425 at 1	0.01	40		2
2N3965	P	360	-	-60	-60	-6	200	425 at 1	0.01	50	General purpose	2
2N4058	-	360	-	-30	-30	-	200	250 at 0.1	0.1	30		24
2N4059	-	360	-	-30	-30	-	200	352 at 1	0.1	30		24
2N4060	-	360	-	-30	-30	-	200	105 at 1	0.1	30		24
2N4061	-	360	-	-30	-30	-	200	210 at 1	0.1	30	High speed switching	24
2N4062	-	360	-	-30	-30	-	200	420 at 1	0.1	30		24
2N3702	-	360	100	-40	-25	-	800	60† at 50	-	-		24
2N3703	-	360	100	-50	-30	-	800	30† at 50	-	-		24
2N2698	PE	360	100	-25	-25	-5	500	30† at 50	-	-	General purpose	2
2N3829	PE	360	350	-35	-20	-5	200	75 at 30	-	-		2
2N3894	PE	360	400	-12	-12	-4	200	95 at 30	-	-		2
2N3012	PE	360	400	-12	-12	-4	200	75 at 30	-	-		2
2N3576	PE	360	400	-20	-15	-5	200	80 at 10	-	-	Low noise amplifiers	2
2N327A	AJ	386	-	-50	-45	-20	50	15 at 0.1	0.1	30		2
2N328A	AJ	386	-	-50	-35	-20	50	31 at 0.1	0.1	30		2
2N329A	AJ	386	-	-50	-30	-20	50	62 at 0.1	0.1	30		2
2N2604	PE	400	-	-60	-45	-6	30	80 at 0.01	0.01	45	General purpose	2
2N2605	PE	400	-	-60	-45	-6	30	200 at 0.01	0.01	45		2
2N2906	PE	400	-	-40	-40	-5	600	200 at 150	0.02	50		2
2N2906A	PE	400	-	-60	-60	-5	600	200 at 150	0.01	50		2
2N2907	PE	400	-	-40	-40	-5	600	200 at 150	0.02	50	Low level, high speed choppers	2
2N2907A	PE	400	-	-60	-60	-5	600	200 at 150	0.01	50		2
2N2944	PE	400	-	-15	-10	-15	100	450 at 1	0.1nA	15		2
2N2945	PE	400	-	-25	-20	-25	100	145 at 1	0.2nA	25		2
2N2946	PE	400	-	-40	-35	-40	100	90 at 1	0.5nA	40	General purpose amplifiers	2
2N3496	PE	400	-	-80	-80	-4.5	100	40† at 50	0.1	50		2
2N3497	PE	400	-	-120	-120	-4.5	100	40† at 50	0.1	90		2
2N3504	PE	400	-	-45	-45	-5	600	200 at 150	-	-		2
2N3505	PE	400	-	-60	-60	-5	600	200 at 150	-	-	2	

Continued



Silicon PNP Transistors

Type	Construction	P <sub>c</sub> Max. (mW)	Typical f <sub>T</sub> or <sup>h<sub>FE</sub></sup> f <sub>T</sub> (MHz)	Absolute Max. Ratings				Typical h <sub>FE</sub> at (mA) (or <sup>h<sub>FE</sub></sup> )	Max I <sub>CB0</sub> at V <sub>CB</sub>		Application	Base Ref.	
				V <sub>CE0</sub> (V)	V <sub>CEO</sub> (V)	V <sub>EB0</sub> (V)	I <sub>C</sub> (mA)		μA	V			
<b>TEXAS (Continued)</b>													
<b>Current Types (Continued)</b>													
BFW32	PE	500	—	-50	-30	-5	700	270 at 10	0.5	30	Amplifiers	2	
2N2904	PE	600	—	-60	-60	-5	600	80 at 150	0.02	50	High speed switching	2	
2N2904A	PE	600	—	-60	-60	-5	600	80 at 150	0.01	50		2	
2N2905	PE	600	—	-60	-60	-5	600	80 at 150	0.02	50		2	
2N2905A	PE	600	—	-60	-60	-5	600	80 at 150	0.01	50		2	
2N3494	PE	600	—	-80	-80	-4.5	100	40† at 50	0.1	50	General purpose amplifiers	2	
2N3495	PE	600	—	-120	-120	-4.5	100	40† at 50	0.1	90		2	
2N1131	P	600	50	-50	-35	-5	600	20† at 150	—	—	General purpose	2	
2N1132	P	600	60	-50	-35	-5	600	30† at 150	—	—		2	
TIS91	PE	625	—	-40	-40	-5	400	160 at 50	0.1	20	General purpose amplifiers	24	
TIS91M	PE	625	—	-40	-40	-5	400	160 at 50	0.1	20		24	
TIS93	PE	625	—	-40	-40	-5	400	160 at 50	0.1	20		24	
TIS93M	PE	625	—	-40	-40	-5	400	160 at 50	0.1	20		24	
2N3902	PE	700	—	-45	-45	-5	600	200 at 150	—	—	General purpose	2	
2N3503	PE	700	—	-45	-45	-5	600	20 at 150	—	—		2	
BFR61	—	800	50	-60	-30	—	1A	40† at 150	—	—	General purpose	24	
BFR62	—	800	50	-40	-20	—	1A	60† at 150	—	—		24	
BFR60	—	800	60	-80	-35	—	1A	30† at 150	—	—		24	
BFR79	—	800	100	-90	-80	—	1A	50† at 100	—	—		24	
BFR80	—	800	100	-70	-50	—	1A	75† at 100	—	—		24	
BFR81	—	800	100	-60	-50	—	1A	100† at 100	—	—		24	
2N3245	PE	1W	150	-50	-50	-5	1A	60 at 500	0.05	50		High speed core drivers	2
2N3244	PE	1W	175	-40	-40	-5	1A	75 at 500	0.05	30			2
2N5533	PE	1W	—	-100	-80	-6	2A	75 at 1A	—	—	Power amplifiers	26	
2N5384	PE	2W	—	-100	-80	-6	5A	50 at 2A	—	—		25	
2N5385	PE	2W	—	-100	-80	-6	5A	50 at 2A	—	—	Power amplifiers	51	
TIP30	D	2W	3	-40	-40	-5	1A	120 at 200	—	—		51	
TIP30A	D	2W	3	-60	-60	-5	1A	120 at 200	—	—	General purpose	51	
TIP32	D	2W	3	-40	-40	-5	3A	120 at 200	—	—		51	
TIP32A	D	2W	3	-60	-60	-5	3A	120 at 200	—	—	Power amplifiers	51	
2N5386	PE	3.5W	—	-100	-80	-6	12A	50 at 6A	—	—		27	
TIP34	D	3.5W	3	-40	-40	-5	10A	75 at 1A	—	—	General purpose	51	
TIP34A	D	3.5W	3	-60	-60	-5	10A	75 at 1A	—	—		51	
TIP36	D	3.5W	3	-40	-40	-5	25A	60 at 5A	—	—	General purpose	51	
TIP36A	D	3.5W	3	-60	-60	-5	25A	60 at 5A	—	—		51	
TIP508	—	4W	—	—	-150	—	2A	75 at 1A	—	—	General purpose	2	
TIP522	—	4W	—	—	-200	—	2A	60 at 1A	—	—		2	
2N3789	D	4W	—	-60	-60	-7	10A	58 at 1A	—	—	Power amplifiers	1	
2N3790	D	4W	—	-80	-80	-7	10A	58 at 1A	—	—		1	
2N3791	D	4W	—	-60	-60	-7	10A	115 at 1A	—	—		1	
2N3792	D	4W	—	-80	-80	-7	10A	115 at 1A	—	—		1	
2N4901	D	4W	—	-40	-40	-5	5A	50 at 1A	—	—	General purpose	1	
2N4902	D	4W	—	-60	-60	-5	5A	50 at 1A	—	—		1	
2N4903	D	4W	—	-80	-80	-5	5A	50 at 1A	—	—	General purpose	1	
TIP524	—	6W	—	—	-200	—	5A	60 at 2.5A	—	—		2	
2N3719	—	6W	—	—	-40	—	3A	102 at 1A	—	—	General purpose	1	
2N3720	—	6W	—	—	-60	—	3A	102 at 1A	—	—		2	
BC430	—	6W	100	-45	-45	-5	1A	105 at 150	—	—	General purpose	65	
BC430A	—	6W	100	-60	-60	-5	1A	105 at 150	—	—		65	
BD136	—	6.5W	50	-45	-45	-5	1.5A	145 at 150	—	—		65	
BD138	—	6.5W	50	-60	-60	-5	1.5A	100 at 150	—	—		65	
BD140	—	6.5W	50	-80	-80	-5	1.5A	100 at 150	—	—	General purpose	65	
2N5147	—	7W	—	—	-80	—	2A	60 at 1A	—	—		2	
2N5149	—	7W	—	—	-80	—	2A	135 at 1A	—	—	General purpose	2	
2N5151	—	11.7W	—	—	-80	—	5A	60 at 2.5A	—	—		2	
2N5153	—	11.7W	—	—	-80	—	5A	135 at 2.5A	—	—	General purpose	2	
2N5333	—	15W	—	—	-80	—	2A	75 at 1A	—	—		2	
BDY70	PE	15W	30	-100	-80	—	2A	115 at 1A	—	—	Medium power	2	
TIP507	—	20W	—	—	-150	—	2A	75 at 1A	—	—	General purpose	25	
TIP514	—	20W	—	—	-150	—	5A	90 at 2.5A	—	—		1	
TIP521	—	20W	—	—	-200	—	2A	60 at 1A	—	—		25	

Continued

Silicon PNP Transistors

Type	Con- struction	P <sub>c</sub> Max. (mW)	Typical f <sub>T</sub> or *f <sub>i</sub> † fab (MHz)	Absolute Max. Ratings				Typical h <sub>FE</sub> at (mA) (or *h <sub>FE</sub> )	Max I <sub>CB0</sub> at V <sub>CB</sub>		Application	Base Ref.
				V <sub>CB0</sub> (V)	V <sub>CEO</sub> (V)	V <sub>EB0</sub> (V)	I <sub>C</sub> (mA)		μA	V		

TEXAS (Continued)

Current Types (Continued)

2N3021	—	25W	—	—	-30	—	3A	40 at 1A	—	—	} General purpose	1
2N3022	—	25W	—	—	-45	—	3A	40 at 1A	—	—		1
2N3023	—	25W	—	—	-60	—	3A	40 at 1A	—	—		1
2N3024	—	25W	—	—	-30	—	3A	115 at 1A	—	—		1
2N3025	—	25W	—	—	-45	—	3A	115 at 1A	—	—		1
2N3026	—	25W	—	—	-60	—	3A	115 at 1A	—	—		1
TIP513	—	30W	—	—	-150	—	5A	90 at 2.5A	—	—		25
TIP523	—	30W	—	—	-200	—	5A	60 at 2.5A	—	—		25
TIP30B	—	30W	3	-80	-80	-5	1A	40† at 200	—	—		99
TIP30C	—	30W	3	-100	-100	-5	1A	40† at 200	—	—		99
BDY67	PE	30W	30	-100	-80	—	12A	50 at 2A	—	—		25
BDY68	PE	30W	30	-100	-80	—	12A	50 at 2A	—	—		25
BDY69	PE	30W	30	-100	-80	—	25A	50 at 6A	—	—		27
BD462	—	30W	50	-35	-30	-6	4A	40† at 2A	—	—		65
BD464	—	30W	50	-35	-30	-6	4A	30† at 2A	—	—		65
2N4999	—	35W	—	—	-80	—	2A	60 at 1A	—	—		25
2N5001	—	35W	—	—	-80	—	2A	135 at 1A	—	—		25
TIP32B	—	40W	3	-80	-80	-5	3A	25† at 1A	—	—		99
TIP32C	—	40W	3	-100	-100	-5	3A	25† at 1A	—	—		99
TIP519	—	50W	—	—	-150	—	8A	90 at 4A	—	—		1
TIP520	—	50W	—	—	-150	—	8A	90 at 4A	—	—		27
2N1064	AD	50W	—	-100	-50	-2	12A	130 at 5A	2mA	75		1
2N5003	—	58W	—	—	-80	—	5A	60 at 2.5A	—	—		25
2N5005	—	58W	—	—	-80	—	5A	135 at 2.5A	—	—		25
TIP527	—	60W	—	—	-200	—	8A	60 at 4A	—	—		1
TIP528	—	60W	—	—	-200	—	8A	60 at 4A	—	—	27	
2N1907	AD	60W	—	-100	-40	-2	20A	100 at 10A	2mA	75	1	
2N1908	AD	60W	—	-130	-50	-2	20A	100 at 10A	2mA	100	1	
TIP42	—	65W	3	-40	-40	-5	6A	15† at 3A	—	—	99	
TIP42A	—	65W	3	-60	-60	-5	6A	15† at 3A	—	—	99	
TIP42B	—	65W	3	-80	-80	-5	6A	15† at 3A	—	—	99	
TIP42C	—	65W	3	-100	-100	-5	6A	15† at 3A	—	—	99	
TIP34B	—	80W	3	-80	-80	-5	10A	20† at 3A	—	—	52	
TIP34C	—	80W	3	-100	-100	-5	10A	20† at 3A	—	—	52	
TIP2955	—	90W	3	-100	-60	-7	15A	20† at 4A	—	—	52	
2N6127	—	100W	—	—	-80	—	10A	75 at 5A	—	—	27	
TIP36B	—	125W	3	-80	-80	-5	25A	15† at 10A	—	—	52	
TIP36C	—	125W	3	-100	-100	-5	25A	15† at 10A	—	—	52	
TI3029	AJ	150W	—	-80	-55	-20	7A	145 at 3A	1mA	50	1	
TI3030	AJ	150W	—	-100	-60	-20	7A	145 at 3A	1mA	60	1	
TI3031	AJ	150W	—	-120	-65	-20	7A	145 at 3A	1mA	70	1	
TIP544	—	150W	—	—	-100	—	6A	62 at 3A	—	—	1	
TIP545	—	150W	—	—	-120	—	6A	50 at 3A	—	—	1	
TIP546	—	150W	—	—	-140	—	6A	37 at 3A	—	—	1	
2N4398	—	200W	—	—	-40	—	30A	37 at 15A	—	—	1	
2N4399	—	200W	—	—	-60	—	30A	37 at 15A	—	—	1	
2N5683	—	300W	—	—	-60	—	50A	37 at 25A	—	—	1	
2N5684	—	300W	—	—	-80	—	50A	37 at 25A	—	—	1	

† Minimum value

TUNGSRAM

Current Types

BC157	PE	220	130	-50	-45	-5	100	140 at 2	0.1	20 A.F. driver	43	
BC158	PE	220	130	-30	-25	-5	100	140 at 2	0.1	20 General purpose	43	
BC159	PE	220	130	-25	-20	-5	100	230 at 2	0.1	20 A.F. input	43	
BFX29	PE	600	100	-60	-60	-5	600	90 at 150	0.5	} General purpose	2	
BFX88	PE	600	100	-40	-40	-4	600	90 at 150	0.5		1}	2
BD136	PE	2W	75	-45	-45	-5	350	100 at 150	0.01	} A.F. amplifiers	51	
BD138	PE	2W	75	-60	-60	-5	350	100 at 150	0.01		30}	51
BD140	PE	2W	75	-80	-80	-5	350	100 at 150	0.01		30}	51

Continued

Silicon PNP Transistors

Type	Con-struction	P <sub>c</sub> Max. (mW)	Typical $f_T$ or $f_{\beta}$ † fab (MHz)	Absolute Max. Ratings				Typical $h_{FE}$ at (mA) (or * $h_{fe}$ )	Max $I_{CBO}$ at $V_{CB}$		Application	Base Ref.
				$V_{CBO}$ (V)	$V_{CEO}$ (V)	$V_{EBO}$ (V)	$I_C$ (mA)		$\mu A$	V		
<b>TUNGSRAM (Continued)</b>												
<i>Current Types (Continued)</i>												
BD132	PE	15W	60	-45	-45	-	6A	40 at 500	-	-	General purpose	51
BD234	E	25W	3	-45	-45	-	6A	25 at 1A	-	-		51
BD236	E	25W	3	-60	-60	-	6A	25 at 1A	-	-		51
BD238	E	25W	3	-100	-80	-	6A	25 at 1A	-	-		51
BD202	E	60W	3	-60	-45	-	8A	30 at 3A	-	-		52
BD204	E	60W	3	-60	-60	-	8A	30 at 2A	-	-		52

Silicon NPN Transistors

Type	Con-struction	P <sub>c</sub> Max. (mW)	Typical $f_T$ or $f_{\beta}$ † fab (MHz)	Absolute Max. Ratings				Typical $h_{FE}$ at (mA) (or * $h_{fe}$ )	Max $I_{CBO}$ at $V_{CB}$		Application	Base Ref.
				$V_{CBO}$ (V)	$V_{CEO}$ (V)	$V_{EBO}$ (V)	$I_C$ (mA)		$\mu A$	V		
<b>FERRANTI</b>												
<i>Replacement Types</i>												
ZT202	S	300	70†	30	20	5	50	30* at 1	1	30	General purpose	2
ZT203	S	300	70†	30	20	5	50	50* at 1	1	30		2
ZT204	S	300	70†	30	20	5	50	100* at 1	1	30		2
ZT402	S	300	70†	30	20	5	50	30* at 1	1	30		2
ZT1708	PE	300	200†	25	20	3	200	20† at 10	0.025	25	High speed logic	2
<i>Current Types</i>												
ZDT30	(double emitter) P	150	100	10	-	6	50	-	0.01	10	D.C. amp. choppers	11
BS110	P	150	400	-	12	-	200	40† at 10	-	-	Switching	53
ZTX325	P	200	500	-	15	-	172mW out, 25mW in at 500MHz	-	-	-	V.H.F./U.H.F. amplifiers	67
ZTX326	P	200	500	-	12	-	175mW out, 25mW in at 500MHz	-	-	-		67
2N918	PE	200	600†	30	15	3	-	20†	0.01	30	General purpose	6
ZT2708	PE	200	700†	35	20	3	50	30*† at 2	0.01	35	U.H.F.	11
2N2708			700†	35	20	3	50	30*† at 2	0.01	35	U.H.F.	11
2N3600	PE	200	850†	30	15	3	-	20†	0.01	-	U.H.F. low noise	20
ZT2857	PE	200	1,000†	30	15	2.5	-	50*† at 2	0.01	15		11
2N2857			1,000†	30	15	2.5	-	50*† at 2	0.01	15	11	
BF405	P	220	150	-	35	-	500	50† at 10	-	-	General purpose	53
BF403	P	240	300	-	20	-	50	110† at 2	-	-	Amplifiers	53
ZTX320	PE	250	600†	30	15	3	-	20†	0.2	30	V.H.F./U.H.F.	67
ZTX197	P	300	-	-	25	-	-	-	-	-	TV I.F. amplifiers	68
ZTX341	P	300	-	100	-	-	100	30† at 2	-	-	Numerical indicator driver	67
ZTX342	P	300	-	120	-	-	100	30† at 2	-	-		67
ZTX3708	P	300	-	-	30	-	30	310 at 1	-	-	General purpose	67
ZTX330	PE	300	30†	30	30	5	500	250 at 0.1	0.2	30	Low noise pre-amplifiers	67
ZTX331	PE	300	30†	45	45	5	500	80 at 0.01	0.2	45		67
2N929	PE	300	30†	45	45	5	30	40†	0.01	45		2
2N930	PE	300	30†	45	45	5	30	100†	0.01	45	2	
ZT196	P	300	35	-	30	-	-	-	-	-	TV I.F. amplifiers	68
ZT40	S	300	70†	20	20	6	50	30* at 1	0.5	20	Amplifiers	2
ZT41	S	300	70†	20	20	6	50	60* at 1	0.5	20		2
ZT42	S	300	70†	45	45	6	50	30* at 1	0.5	45		2
ZT43	S	300	70†	45	45	6	50	60* at 1	0.5	45		2
ZT44	S	300	70†	45	45	6	50	120* at 1	0.5	45	2	
BCY42	PE	300	100†	40	25	5	200	45†	0.025	45	Low leakage	2
BCY43	PE	300	100†	40	25	5	200	75†	0.025	45		2
ZDT10	P	300	150	10	10	5	50	-	0.01	10	D.C. amp. choppers	12
ZDT11												

Continued

Silicon NPN Transistors

Type	Construction	P <sub>c</sub> Max. (mW)	Typical $f_T$ or $f_{\beta}$ † fab (MHz)	Absolute Max. Ratings				Typical $h_{FE}$ at (mA) (or $h_{fe}$ )	Max I <sub>CB0</sub> at V <sub>CB</sub>		Application	Base Ref.
				V <sub>CB0</sub> (V)	V <sub>CE0</sub> (V)	V <sub>EB0</sub> (V)	I <sub>C</sub> (mA)		μA	V		
ZT80	PE	300	150†	25	25	4	500	55* at 1	0.5	25	General purpose	2
ZT81	PE	300	150†	45	35	4	500	55* at 1	0.5	45		2
ZT82	PE	300	150†	45	35	4	500	90* at 1	0.5	45		2
ZT83	PE	300	150†	60	45	5	500	55* at 1	0.05	60		2
ZT84	PE	300	150†	60	45	5	500	90* at 1	0.05	60		2
ZT86	PE	300	150†	100	80	5	500	55* at 1	0.05	100		2
ZT87	PE	300	150†	25	25	4	500	90* at 1	0.5	25		2
ZT88	PE	300	150†	100	80	5	500	90* at 1	0.05	100		2
ZT89	PE	300	150†	70	70	5	500	90* at 1	0.5	70		2
ZT110	PE	300	150†	25	25	4	500	55* at 1	0.5	25		2
ZT111	PE	300	150†	45	35	4	500	55* at 1	0.5	45		2
ZT112	PE	300	150†	45	35	4	500	90* at 1	0.5	45		2
ZT113	PE	300	150†	60	45	5	500	55* at 1	0.05	60		2
ZT114	PE	300	150†	60	45	5	500	90* at 1	0.05	60		2
ZT116	PE	300	150†	100	80	5	500	55* at 1	0.05	100		2
ZT117	PE	300	150†	25	25	4	500	90* at 1	0.5	25		2
ZT118	PE	300	150†	100	80	5	500	90* at 1	0.05	100		2
ZT119	PE	300	150†	70	70	5	500	90* at 1	0.5	70		2
ZTX300	PE	300	150†	25	25	5	500	50† at 10	0.2	25		Amplifiers
ZTX301	PE	300	150†	35	35	5	500	50† at 10	0.2	35	67	
ZTX302	PE	300	150†	35	35	5	500	100† at 10	0.2	35	67	
ZTX303	PE	300	150†	45	45	5	500	50† at 10	0.2	45	67	
ZTX304	PE	300	150†	70	70	5	500	50† at 10	0.2	70	67	
ZT706 } 2N706 }	P	300	200†	25	20	3	—	20† at 10	0.5	25	High speed switching	2
ZT706A } 2N706A }			200†	25	20	3	—	20† at 10	0.5	25		2
ZT2205 } 2N2205 }	PE	300	200†	25	20	3	200	20† at 10	0.025	25	High speed logic	2
ZT2206 } 2N2206 }			200†	25	20	3	200	40† at 10	0.025	25		2
ZTX310	PE	300	200†	25	20	3	500	20† at 10	0.2	25	High speed switching	67
ZTX311	PE	300	200†	20	15	5	500	50† at 10	0.2	20		67
ZTX321	P	300	200	—	30	—	—	15dB power gain at 200 MHz			V.H.F./U.H.F. amplifiers	67
ZTX107	PE	300	350†	45	45	5	100	100† at 2	0.2	45		67
ZTX108	PE	300	350†	20	20	5	100	100† at 2	0.2	20	General purpose	67
ZTX109	PE	300	350†	20	20	5	100	210† at 2	0.2	20		67
ZTX114	P	300	350	—	25	—	2	200† at 2	—	—	Low noise amplifiers	67
ZTX312	PE	300	400†	30	12	5	500	40† at 10	30	30		67
ZTX313	PE	300	500†	40	15	5	500	40† at 10	30	40	High speed switching	67
ZTX314	PE	300	500†	40	15	5	500	40† at 10	30	40		67
ZT2938 } 2N2938 }	PE	300	500†	25	13	5	500	60 at 200	0.025	25		2
ZT709 } 2N709 }			600†	15	6	4	—	50 at 10	0.05	15		2
ZT2369A } ZT2475 }	PE	300	600†	40	15	4.5	—	50 at 10	0.4	40	High speed logic	2
2N2475 }			600†	15	6	4	—	50 at 10	0.05	15		2
BSS47	P	350	—	120	120	—	500	30† at 2	—	—	Numerical indicator driver	53
BSS56	P	350	—	100	100	—	500	30† at 2	—	—		53
BFS36	P	350	30	45	45	—	500	200 at 0.01	—	—	Low noise pre-amplifiers	53
BFS36A	P	350	30	30	30	—	500	250 at 0.01	—	—		53
BFT27	P	350	30	60	60	—	500	300 at 0.01	—	—	General purpose	53
BFS42	P	350	60	60	30	—	1A	80 at 150	—	—		53
BFS43	P	350	60	60	60	—	1A	130 at 150	—	—	53	
ZT20	S	350	70†	20	20	6	50	35* at 1	0.5	20	Switching	2
ZT21	S	350	70†	20	20	6	50	50* at 1	0.5	20		2
ZT22	S	350	70†	45	45	6	50	30* at 1	0.5	45		2
ZT23	S	350	70†	45	45	6	50	50* at 1	0.5	45		2
ZT24	S	350	70†	45	45	6	50	65* at 1	0.5	45		2

Continued

Silicon NPN Transistors

Type	Con- struction	P <sub>c</sub> Max. (mW)	Typical f <sub>T</sub> or *f <sub>T</sub> † fab (MHz)	Absolute Max. Ratings				Typical h <sub>FE</sub> at (mA) (or *h <sub>FE</sub> )	Max I <sub>CBO</sub> at V <sub>CB</sub>		Application	Base Ref.
				V <sub>CB0</sub> (V)	V <sub>CE0</sub> (V)	V <sub>EB0</sub> (V)	I <sub>C</sub> (mA)		μA	V		
<b>FERRANTI (Continued)</b>												
<b>Current Types (Continued)</b>												
BFS38	P	350	150	45	35	—	500	200 at 10	—	—	General purpose	53
BFS38A	P	350	150	25	25	—	500	175 at 10	—	—		53
BFS39	P	350	150	60	45	—	500	80 at 10	—	—		53
ZTX237	P	350	150	—	45	—	200	330 at 2	—	—	67	
ZTX238	P	350	150	—	30	—	200	490 at 2	—	—	67	
ZTX239	P	350	150	—	30	—	200	590 at 2	—	—	67	
BSV35A	P	350	300	25	12	—	500	20† at 10	—	—	High speed switching	53
BSV35	P	350	500	40	15	—	500	80 at 10	—	—		53
BSV36	P	350	600	15	6	—	500	90 at 20	—	—		53
BSV46	P	350	600	30	15	—	500	20† at 3	—	—	H.F. amplifiers	53
BSV46A	P	350	600	30	15	—	500	20† at 3	—	—		53
BFS85	P	350	1,000	25	12	—	50	87 at 2	—	—		53
BFS88	P	350	1,300	30	12	—	50	87 at 2	—	—	53	
ZT708 } 2N708 }	PE	360	300†	40	20	5	500	30† at 10	0.025	40	High speed switching	2
ZTX3707	P	500	—	—	30	—	—	250 at 0.1	—	—	Low noise amplifiers	67
ZTX3709	P	500	—	—	30	—	30	105 at 1	—	—	General purpose	67
ZTX3710	P	500	—	—	30	—	30	160 at 1	—	—		67
ZTX3711	P	500	—	—	30	—	30	420 at 1	—	—		67
ZTX223	P	500	100	—	30	—	800	250 at 50	—	—	67	
ZTX3704	P	500	100	—	30	—	800	200 at 50	—	—	67	
ZTX3705	P	500	100	—	30	—	800	100 at 50	—	—	67	
ZTX3706	P	500	100	—	20	—	800	315 at 50	—	—	67	
BFS59	P	500	150	—	30	—	1A	170 at 150	—	—	General purpose	67
BFS60	P	500	150	—	40	—	1A	200 at 150	—	—		67
BFS61	P	500	150	—	60	—	1A	100 at 150	—	—		67
ZTX382	P	500	150	—	45	—	100	545 at 2	—	—	67	
ZTX383	P	500	150	—	30	—	100	545 at 2	—	—	67	
ZTX384	P	500	150	—	30	—	100	545 at 2	—	—	67	
ZTX4400	P	500	200	—	40	—	600	100 at 150	—	—	67	
ZTX3903	P	500	250	—	40	—	200	100 at 10	—	—	67	
ZTX4401	P	500	250	—	40	—	600	200 at 150	—	—	67	
ZTX3904	P	500	300	—	40	—	200	200 at 10	—	—	67	
ZTX327	P	500	400	—	30	—	—	350 mW out, 80mW in at 400MHz	—	—	H.F. amplifiers	67
ZT2476 } 2N2476 }	PE	600	250†	60	20	5	—	40† at 150	0.2	60	High speed switching	2
ZT2477 } 2N2477 }	PE	600	250†	60	20	5	—	40 at 150	0.2	60		2
ZTX337	P	750	100	—	45	—	800	350 at 100	—	—		67
ZTX338	P	750	100	—	25	—	800	350 at 100	—	—	67	
BFX84	PE	800	50†	100	60	6	1A	20† at 10	0.05	100	General purpose	2
BFX85	PE	800	50†	100	60	6	1A	50† at 150	0.05	100		2
BFY50	PE	800	50†	80	60	6	1A	30† at 150	0.05	80		2
BFY51	PE	800	50†	60	60	6	1A	40† at 150	0.05	60	2	
BFY52	PE	800	50†	40	40	6	1A	60† at 150	0.05	40	2	
2N3053	PE	1W	100†	60	50	5	700	50† at 150	0.25	60	Low noise amplifiers	2
ZTX450	P	1W	150	—	45	—	1A	200 at 150	—	—	A.F. drivers	67
ZTX451	P	1W	150	—	60	—	1A	100 at 150	—	—		67
ZT1613 } 2N1613 }	PE	3W†	60†	75	50	7	1A	40† at 150	0.01	75	General purpose	2
ZT1711 } 2N1711 }	PE	3W†	70†	75	50	7	1A	100† at 150	0.01	75		2
2N4428	PE	3.5W†	500†	55	35	3.5	425	74mW out, 70mW in at 500MHz	—	—		A.M., F.M., C.W.
2N3866	PE	5W†	100†	55	30	3.5	400	1.8W out, 0.5W in at 100MHz	—	—	2	
2N4429	PE	5W†	1,000†	55	35	3.5	425	1W out, 0.3W in at 1GHz	—	—	2	
ZT1700 } 2N1700 }	DJ	5W†	1.2††	60	40	6	1A	20† at 100	75	60	General purpose	2
ZT1479 } 2N1479 }	DJ	5W†	1.5††	60	40	12	1.5A	20† at 200	10	60	Switching	2
ZT1480 } 2N1480 }	DJ	5W†	1.5††	100	55	12	1.5A	20† at 200	10	100		2

Continued

Silicon NPN Transistors

Type	Con- struction	P <sub>c</sub> Max. (mW)	Typical f <sub>T</sub> or *f <sub>i</sub> † f <sub>ab</sub> (MHz)	Absolute Max. Ratings				Typical hFE at (mA) (or *h <sub>fe</sub> )	Max ICBO at VCB		Application	Base Ref.		
				V <sub>CB0</sub> (V)	V <sub>CE0</sub> (V)	V <sub>EB0</sub> (V)	I <sub>C</sub> (mA)		μA	V				
ZT1481 } 2N1481 }	DJ	5W†	1.5††	60	40	12	1.5A	35† at 200	10	60	Switching	2		
ZT1482 } 2N1482 }	DJ	5W†	1.5††	100	55	12	1.5A	35† at 200	10	100				
2N3439	DJ	5W	20	450	350	10	1A	100 at 0.02	—	—	General purpose	2		
2N3440	DJ	5W	20	300	250	10	1A	100 at 0.02	—	—				
BSV64	PE	5W	60	100	60	—	5A	20 at 5	—	—		2		
ZT90	PE	5W†	60†	60	60	6	1A	100† at 200	0.1	60	Power amplifiers	2		
ZT91	PE	5W†	60†	120	100	6	1A	40† at 200	1	120				
ZT92	PE	5W†	60†	120	100	6	1A	65† at 200	1	120				
ZT93	PE	5W†	60†	120	80	6	1A	40† at 150	1	120				
ZT94	PE	5W†	60†	60	45	7	1A	30† at 200	1	60				
ZT95	PE	5W†	60†	60	60	6	1A	30† at 350	0.1	60				
ZT2120 } 2N2120 }	PE	5W†	60†	120	65	6	1A	40† at 150	1	120	High performance amplifiers	2		
ZT2270 } 2N2270 }	PE	5W†	60†	60	60	7	1A	50† at 150	0.1	60	Low noise amplifiers	2		
BFX34	PE	5W†	80	120	60	—	5A	60 at 500	—	—	General purpose	2		
2N3553	PE	7W†	500†	65	40	4	1A	2.5W out, 0.25W in at 175MHz	—	—		2		
ZT2876 } 2N2876 }	P	7.5W†	200	80	60	4	2.5A	10W out, at 50MHz	0.1	80	A.M., F.M., C.W.	16		
2N4041	PE	7.5W†	—	60	40	4	500	3.3W out, 1W in at 400MHz	—	—				
2N4430	PE	10W†	—	55	40	3.5	1A	2.5W out, 75mW in at 1GHz	—	—	V.H.F. power amplifiers	41		
ZT3375	PE	11.6W†	500†	65	40	4	1.5A	7.5W out, 1W in at 50MHz	—	—				
2N4040	PE	17.5W†	—	60	40	4	1A	8W out, 3W in at 400MHz	—	—	A.M., F.M., C.W.	41		
2N4431	PE	18W†	—	55	40	3.5	2A	5W out, 1.6W in at 1GHz	—	—				
2N4127	PE	20W†	—	60	40	4	1.5A	12W out, 1.9W in at 150MHz	—	—		41		
BUY80	PE	20W†	60	150	60	—	5A	60 at 500	—	—	General purpose	2		
2N4000	PE	20W†	60	100	80	—	3A	80 at 500	—	—				
2N4001	PE	20W†	60	120	100	—	3A	80 at 500	—	—				
BUX34	PE	20W†	80	120	60	—	5A	60 at 500	—	—				
2N3632	PE	23W†	—	65	40	4	3A	13.5W out, 3.5W in at 175MHz	—	—				
2N3733	PE	23W†	—	65	40	4	3A	14.5W out, 4W in at 280MHz	—	—				
BUY81	PE	24W†	60	150	60	—	7.5A	60 at 1A	—	—		2		
2N3441	DJ	25W†	0.65	160	140	4	3A	50 at 500	—	—	General purpose	1		
ZT1701 } 2N1701 }	DJ	25W†	1††	60	40	6	2.5A	20† at 300	100	60				
ZT1483 } 2N1483 }	DJ	25W†	1.25††	60	40	12	3A	20† at 750	15	60	High power switching	3		
ZT1484 } 2N1484 }	DJ	25W†	1.25††	100	55	12	3A	20† at 750	15	100				
ZT1485 } 2N1485 }	DJ	25W†	1.25††	60	40	12	3A	35† at 750	15	60				
ZT1486 } 2N1486 }	DJ	25W†	1.25††	100	55	12	3A	35† at 750	15	100				
BUY82	PE	30W†	60	150	60	—	10A	60 at 1.5A	—	—			General purpose	2
2N3418	PE	30W†	60	85	60	—	5A	40 at 500	—	—				
2N3419	PE	30W†	60	125	80	—	5A	40 at 500	—	—				
2N3420	PE	30W†	80	85	60	—	5A	80 at 500	—	—				
2N3421	PE	30W†	60	125	80	—	5A	80 at 500	—	—				
2N4128	PE	35W†	—	60	40	4	3A	35† at 750	15	—				
2N3583	DJ	35W†	10	250	175	10	2A	10† at 1A	—	—	Switching	41		
2N3584	DJ	35W†	10	375	250	10	2A	62 at 1A	—	—	General purpose	1		
2N3585	DJ	35W†	10	500	300	10	2A	62 at 1A	—	—				
BU217	PE	60W†	60	150	60	—	10A	60 at 500	—	—				
ZT1487 } 2N1487 }	DJ	75W†	1††	60	40	10	6A	15 at 1.5A	25	60	High power switching	1		
ZT1488 } 2N1488 }	DJ	75W†	1††	100	55	10	6A	15 at 1.5A	25	100				

Continued

Silicon NPN Transistors

Type	Con- struction	P <sub>c</sub> Max. (mW)	Typical I <sub>T</sub> or *f <sub>T</sub> † f <sub>ab</sub> (MHz)	Absolute Max. Ratings				Typical h <sub>FE</sub> at (mA) (or *h <sub>FE</sub> )	Max I <sub>CBO</sub> at V <sub>CB</sub>		Application	Base Ref.
				V <sub>CB0</sub> (V)	V <sub>CE0</sub> (V)	V <sub>EB0</sub> (V)	I <sub>C</sub> (mA)		μA	V		
<b>FERRANTI (Continued)</b>												
<i>Current Types (Continued)</i>												
ZT1489 } 2N1489 }	DJ	75W†	1††	60	40	10	6A	25 at 1.5A	25	60	High power switching	1
ZT1490 } 2N1490 }	DJ	75W†	1††	100	55	10	6A	25 at 1.5A	25	100		1
ZT1702 } BU218 }	DJ	75W†	1	60	40	4	5A	37 at 800	—	—	General purpose	1
2N3055 } 2N3442 }	PE	115W†	60	150	60	—	20A	70 at 500	—	—		1
	PE	115W†	0.7††	100	60	7	15A	20† at 4A	—	—	Power switching	1
	DJ	117W†	0.8	160	140	4	10A	45 at 3A	—	—	General purpose	1
				† Minimum value				† T <sub>case</sub> = 25°C				

**L.T.T.**

*Current Types*

BF254	PE	220	10.7	—	20	—	30	—	—	—	Radio & TV R.F. amplifiers	49
BF255	PE	220	10.7	—	20	—	30	—	—	—		49
BF198	PE	250	35	—	30	—	25	—	—	—		49
BF199	PE	250	35	—	25	—	25	—	—	—		49
BF240	PE	255	10.7	—	40	—	25	—	—	—		49
BF241	PE	255	10.7	—	40	—	25	—	—	—		49
BSY79	PE	300	—	120	120	5	30	30 at 10	0.05	90	Numerical indicator driver	2
BC170A	PE	300	100	20	20	5	200	70 at 1	0.1	15	Amplifiers	64
BC170B	PE	300	100	20	20	5	200	150 at 1	0.1	15		64
BC170C	PE	300	100	20	20	5	200	350 at 1	0.1	15		64
BCY43	PE	300	100	40	20	5	200	120 at 1	0.025	30		2
2N929	PE	300	150	45	45	5	200	80 at 0.01	0.01	45		2
2N930	PE	300	150	45	45	5	200	200 at 0.01	0.01	45		2
BC190A } BC174A }	PE	300	200	70	64	5	200	170 at 2	0.015	60		{ 2 64
BC190B } BC174B }	PE	300	200	70	64	5	200	290 at 2	0.015	60		{ 2 64
BSY27	PE	300	200	20	15	5	100	80 at 10	0.025	9		2
BSY95A	PE	300	200	20	15	5	100	50 at 10	0.05	16		2
2N706	PE	300	200	25	—	5	—	20 at 10	0.05	15	Switching	2
2N706A	PE	300	200	25	15	5	50	40 at 1	0.5	15		2
2N753	PE	300	200	25	15	5	50	80 at 1	0.5	15	2	
BSY80	PE	300	210	25	18	5	10Q	200 at 10	0.1	20	2	
BC107A } BC171A } BC237A }	PE	300	250	50	45	5	200	170 at 2	0.015	50	{ 2 64 64	
BC107B } BC171B } BC237B }	PE	300	250	50	45	5	200	290 at 2	0.015	50	{ 2 64 64	
BC108A } BC172A } BC238A }	PE	300	250	30	25	5	200	170 at 2	0.015	30	{ 2 64 64	
BC108B } BC172B } BC238B }	PE	300	250	30	25	5	200	290 at 2	0.015	30	{ 2 64 64	
BC108C } BC172C } BC238C }	PE	300	250	30	25	5	200	500 at 2	0.015	30	{ 2 64 64	
BC109B } BC173B } BC239B }	PE	300	250	30	25	5	200	150 at 0.01	0.015	30	{ 2 64 64	
BC109C } BC173C } BC239C }	PE	300	250	30	25	5	200	270 at 0.01	0.015	30	{ 2 64 64	
BCY58A	PE	300	300	32	32	5	200	170 at 2	0.01	32	Low level amplifiers	2
BCY58B	PE	300	300	32	32	5	200	250 at 2	0.01	32		2

Continued

Silicon NPN Transistors

Type	Con- struction	P <sub>c</sub> Max. (mW)	Typical f <sub>T</sub> or *f <sub>T</sub> † f <sub>β</sub> (MHz)	Absolute Max. Ratings				Typical h <sub>FE</sub> at (mA) (or *h <sub>FE</sub> )	Max I <sub>CB</sub> at V <sub>CB</sub>		Application	Base Ref.	
				V <sub>CB</sub> (V)	V <sub>CEO</sub> (V)	V <sub>EB</sub> (V)	I <sub>C</sub> (mA)		μA	V			
<b>LT.T. (Continued)</b>													
<b>Current Types (Continued)</b>													
BCY58C	PE	300	300	32	32	5	200	350 at 2	0.01	32	Low level amplifiers	2	
BCY58D	PE	300	300	32	32	5	200	500 at 2	0.01	32		2	
BCY59A	PE	300	300	45	45	5	200	170 at 2	0.01	45		2	
BCY59B	PE	300	300	45	45	5	200	250 at 2	0.01	45		2	
BCY59C	PE	300	300	45	45	5	200	350 at 2	0.01	45		2	
BCY59D	PE	300	300	45	45	5	200	500 at 2	0.01	45		2	
BSY19	PE	300	300	40	15	5	200	30 at 10	0.025	20	Low level switching	2	
2N708												2	
BSY21	PE	300	300	40	15	5	500	30 at 10	0.025	20		2	
2N914												2	
2N743	PE	300	300	20	12	5	200	10 at 100	1	20		2	
2N744	PE	300	300	20	12	5	200	20 at 100	1	20		2	
BF121	P	330	350	40	30	4	25	75 at 4	0.05	25	H.F. amplifiers & oscillators	37	
BF127	P	330	350	40	30	4	25	60 at 4	0.05	20		37	
BF125	PE	330	450	40	35	4	25	90 at 7	0.05	20		37	
BF123	PE	330	550	40	25	4	25	90 at 7	0.05	20	High speed switching	2	
2N3301	PE	360	250	60	30	5	500	35 at 10	0.01	50		2	
2N3302	PE	360	250	60	30	5	500	75 at 10	0.01	50		2	
2N2368	PE	360	400	40	15	4, 5	500	40 at 10	0.4	20	H.S. saturated switching	2	
2N2369	PE	360	500	40	15	4, 5	500	80 at 10	0.4	20		2	
2N2369A	PE	360	500	40	15	4, 5	500	80 at 10	0.4	20		2	
BSW82	PE	500	200	40	25	5	500	30 at 10	0.1	30	High speed switching	2	
BSW83	PE	500	200	40	25	5	500	70 at 10	0.1	30		2	
BSW84	PE	500	200	75	40	5	500	35 at 10	0.01	50		2	
BSW85	PE	500	200	75	40	5	500	75 at 10	0.01	50	High level amplifiers	2	
2N2221	PE	500	250	60	30	5	800	35 at 10	0.01	50		2	
2N2221A	PE	500	250	75	40	6	800	35 at 10	0.01	60		2	
2N2222	PE	500	250	60	30	5	800	75 at 10	0.01	50	Medium level amplifiers	2	
2N2222A	PE	500	300	75	40	6	800	75 at 10	0.01	60		2	
BC337	PE	625	—	—	45	5	800	350 at 100	0.1	45		64	
BC338	PE	625	—	—	25	5	800	350 at 100	0.1	45	64		
BC140-6	PE	750	—	—	40	7	1A	70 at 100	0.1	40	High level amplifiers	2	
BC140-10	PE	750	—	—	40	7	1A	110 at 100	0.1	40		2	
BC140-16	PE	750	—	—	40	7	1A	175 at 100	0.1	40		2	
BC141-6	PE	750	—	—	60	7	1A	70 at 100	0.1	60	Medium level amplifiers	2	
BC141-10	PE	750	—	—	60	7	1A	110 at 100	0.1	60		2	
BC141-16	PE	750	—	—	60	7	1A	175 at 100	0.1	60		2	
BC340-6	PE	800	—	—	40	5	500	70 at 50	0.1	40	Medium level amplifiers	2	
BC340-10	PE	800	—	—	40	5	500	110 at 50	0.1	40		2	
BC340-16	PE	800	—	—	40	5	500	175 at 50	0.1	40		2	
BC341-6	PE	800	—	—	60	5	500	70 at 50	0.1	60	Switching	2	
BC341-10	PE	800	—	—	60	5	500	110 at 50	0.1	60		2	
BSY51	PE	800	100	60	25	5	500	80 at 150	0.1	30		Medium level switching	2
2N697											2		
BSY52	PE	800	100	60	25	5	500	200 at 150	0.1	30	2		
2N1420											2		
BSY53	PE	800	100	75	30	7	750	80 at 150	0.01	60	Medium level switching		2
2N1613													2
BSY54	PE	800	100	75	30	7	750	200 at 150	0.01	60		2	
2N1711											2		
BSY55	PE	800	100	120	80	7	500	80 at 150	0.01	90	Switching	2	
2N1893												2	
BSY56	PE	800	100	120	80	7	500	200 at 150	0.01	90		2	
BSY87	PE	800	100	100	60	7	500	80 at 150	0.01	75	Switching	2	
2N1889												2	
BSY88	PE	800	100	100	60	7	500	200 at 150	0.01	75		2	
2N1890											2		
2N1613	PE	800	100	75	50	7	500	80 at 150	0.01	60	2		
2N1711	PE	800	100	75	50	7	500	200 at 150	0.01	60	2		
2N1893	PE	800	100	120	80	7	500	80 at 150	0.01	90	2		

Continued



Silicon NPN Transistors

Type	Con- struction	P <sub>c</sub> Max. (mW)	Typical f <sub>T</sub> or *f <sub>1</sub> † fab (MHz)	Absolute Max. Ratings				Typical h <sub>FE</sub> at (mA) (or *h <sub>fe</sub> )	Max I <sub>CBO</sub> at V <sub>CB</sub>		Application	Base Ref.
				V <sub>CB0</sub> (V)	V <sub>CE0</sub> (V)	V <sub>EB0</sub> (V)	I <sub>C</sub> (mA)		μA	V		
<b>L.T.T. (Continued)</b>												
<i>Current Types (Continued)</i>												
BFY50	PE	800	100	80	35	6	1A	30 at 150	0.05	60	High level amplifiers	2
BFY51	PE	800	110	60	30	6	1A	40 at 150	0.05	40		2
BFY52	PE	800	120	40	20	6	1A	60 at 150	0.05	30		2
2N2218	PE	800	250	60	30	5	800	40 at 150	0.01	50	High speed switching	2
2N2218A	PE	800	250	75	40	6	800	40 at 150	0.01	60		2
2N2219	PE	800	250	60	30	5	800	200 at 150	0.01	50		2
2N2219A	PE	800	250	75	40	6	800	200 at 150	0.01	60	Fast switching	2
2N3724	PE	800	250	50	30	6	1A	95 at 150	1.7	40		2
2N3725	PE	800	250	80	50	6	1A	95 at 150	1.7	60		2
2N4046	PE	800	250	50	30	6	500	95 at 150	1.7	40	Video output stages	2
2N4047	PE	800	250	80	50	6	500	95 at 150	1.7	60		2
BSY81	PE	900	100	40	18	5	1A	80 at 150	0.1	30		2
BSY83	} PE	900	100	80	35	7	1A	80 at 150	0.01	60	High level switching	2
2N2297												
BSY85												
2N2193A	PE	900	110	120	64	7	1A	80 at 150	0.01	90	High level switching	2
BSY82	PE	900	120	40	18	5	1A	200 at 150	0.1	30		2
BSY84	PE	900	120	80	35	7	1A	200 at 150	0.01	60		2
BSY86	PE	900	130	120	64	7	1A	200 at 150	0.01	90	Video output stages	2
BF257	PE	5W	90	160	160	5	100	25 at 30	0.05	100		2
BF258	PE	5W	90	250	250	5	100	25 at 30	0.05	200		2
BF259	PE	5W	90	300	300	5	100	25 at 30	0.05	250	Video output stages	2
BF457	PE	10W	90	160	160	5	100	25 at 30	0.05	100		65
BF458	PE	10W	90	250	250	5	100	25 at 30	0.05	200		65
BF459	PE	10W	90	300	300	5	100	25 at 30	0.05	250	65	

JOSEPH LUCAS (ELECTRICAL) Ltd.

Replacement Types

DT1602	DJ	100	—	75	75	1	25	5† at 3	100	75	Drivers for cold cathode counters	2
DT1603	DJ	100	—	150	150	1	25	5† at 3	100	150		2
DT1612	DJ	100	—	75	75	1	25	20† at 3	100	75		2
DT1613	DJ	100	—	150	150	1	25	20† at 3	100	150	General purpose	2
DT1510	DJ	800	1†	30	20	8	1A	25 at 300	4	30		2
DT1511	DJ	800	1†	60	40	8	1A	25 at 300	4	60		2
DT1512	DJ	800	1†	100	70	8	1A	25 at 300	4	100	General purpose	2
DT1520	DJ	800	2†	30	20	8	1A	120 at 300	4	30		2
DT1521	DJ	800	2†	60	40	8	1A	120 at 300	4	60		2
DT1522	DJ	800	2†	100	70	8	1A	120 at 300	4	100	General purpose	2
DT1110	DJ	1W	1.5†	30	30	10	1A	45 at 300	2	30		2
DT1111	DJ	1W	1.5†	60	60	10	1A	45 at 300	2	60		2
DT1112	DJ	1W	1.5†	100	100	10	1A	45 at 300	2	100	General purpose	2
DT1120	DJ	1W	2.5†	30	30	10	1A	60 at 300	2	30		2
DT1121	DJ	1W	2.5†	60	60	10	1A	60 at 300	2	60		2
DT1122	DJ	1W	2.5†	100	100	10	1A	60 at 300	2	100	General purpose	2
DT1621	DJ	2W	2.5	60	40	8	1A	125 at 250	10	60		2
DT3200	DJ	15W	0.5	45	30	8	5A	30 at 3A	25	45		3
DT3201	DJ	15W	0.5	80	60	8	5A	30 at 3A	25	80	3	

Current Types

DT1003	DJ	4W	1	200	200	5	300	24 at 200	—	—	General purpose	2
DT1013	DJ	4W	1	200	200	5	300	60 at 200	—	—		2
DT1311	DJ	5W	1.5	60	40	12	1.5A	40 at 200	—	—		2
DT1312	DJ	5W	1.5	100	60	12	1.5A	40 at 200	—	—	General purpose	2
2N1479	DJ	5W	1.5	60	40	12	1.5A	40 at 200	—	—		2
2N1480	DJ	5W	1.5	100	55	12	1.5A	40 at 200	—	—		2
2N1481	DJ	5W	1.5	60	40	12	1.5A	67 at 200	—	—	General purpose	2
2N1482	DJ	5W	1.5	100	55	12	1.5A	67 at 200	—	—		2
DT1321	DJ	5W	2.5	60	40	12	1.5A	80 at 200	—	—		2

Continued

Silicon NPN Transistors

Type	Construction	P <sub>c</sub> Max. (mW)	Typical I <sub>T</sub> or *f <sub>i</sub> † fab (MHz)	Absolute Max. Ratings				Typical h <sub>FE</sub> at (mA) (or *h <sub>fe</sub> )	Max I <sub>CB</sub> at V <sub>CB</sub>		Application	Base Ref.
				V <sub>CB0</sub> (V)	V <sub>CE0</sub> (V)	V <sub>EB0</sub> (V)	I <sub>C</sub> (mA)		μA	V		

JOSEPH LUCAS (ELECTRICAL) Ltd (Continued)

Current Types (Continued)

DT1322	DJ	5W	2.5	100	60	12	1.5A	80 at 200	—	—	} General purpose	2
2N6263	DJ	20W	0.8	140	120	7	3A	60 at 500	—	—		51
DT3312	DJ	25W	0.8	90	55	7	4A	62 at 500	—	—		51
DT3313	DJ	25W	0.8	160	140	7	3A	62 at 500	—	—		51
2N3054	DJ	25W	0.8	90	55	7	4A	63 at 500	—	—		51
2N3441	DJ	25W	0.8	160	140	7	3A	63 at 500	—	—		51
2N6260	DJ	29W	—	50	40	5	3A	60 at 1.5A	—	—		51
DT4305	DJ	30W	3	400	300	5	5A	30 at 3A	—	—		1
DT4306	DJ	30W	3	500	375	5	5A	30 at 3A	—	—		1
DT6105	DJ	50W	5	400	300	5	10A	30 at 3A	—	—		5
DT6106	DJ	50W	5	500	375	5	10A	30 at 3A	—	—		5
DT4613	DJ	100W	—	160	140	7	10A	45 at 3A	—	—		1
DT4643	DJ	100W	—	160	140	7	16A	37 at 8A	—	—		1
DT4652	DJ	100W	—	100	60	7	20A	37 at 10A	—	—		1
DT4660	DJ	100W	—	50	40	5	30A	37 at 15A	—	—		1
2N4347	DJ	100W	—	140	120	7	5A	37 at 2A	—	—		1
2N5157	DJ	100W	—	700	500	6	3.5A	60 at 1A	—	—		1
DT4612	DJ	100W	0.8	100	60	7	15A	45 at 4A	—	—		1
DT4424	DJ	100W	2.5	—	500	6	3.5A	60 at 1A	—	—		1
DT4425	DJ	100W	2.5	—	500	6	3.5A	60 at 1A	—	—		1
DT4423	DJ	100W	4	400	400	5	3.5A	60 at 1A	—	—		1
2N3902	DJ	100W	4	—	400	5	3.5A	60 at 1A	—	—		1
2N6253	DJ	115W	—	55	45	5	15A	45 at 3A	—	—		1
2N3055	DJ	115W	0.8	100	60	7	15A	45 at 4A	—	—		1
2N3442	DJ	117W	—	160	140	7	10A	45 at 3A	—	—		1
2N4348	DJ	120W	—	140	120	7	10A	37 at 5A	—	—		1
2N5241	DJ	125W	—	400	400	5	5A	25 at 2.5A	—	—		1
DT4430	DJ	125W	4	400	400	5	5A	30 at 2.5A	—	—		1
DT4431	DJ	125W	4	400	400	5	5A	25 at 2.5A	—	—		1
2N3771	DJ	150W	—	50	40	5	30A	37 at 15A	—	—		1
2N3772	DJ	150W	—	100	60	7	20A	37 at 10A	—	—		1
2N3773	DJ	150W	—	160	140	7	16A	37 at 8A	—	—		1
2N6257	DJ	150W	—	50	40	5	20A	40 at 8A	—	—		1
2N2580	DJ	150W	—	400	400	5	10A	25 at 5A	—	—		5
2N2581	DJ	150W	—	400	400	5	10A	45 at 10A	—	—		5
2N2582	DJ	150W	—	500	500	5	10A	25 at 5A	—	—	5	
2N2583	DJ	150W	—	500	500	5	10A	45 at 10A	—	—	5	
2N3079	DJ	150W	—	200	200	5	5A	30 at 5A	—	—	5	
2N3080	DJ	150W	—	300	300	5	5A	30 at 5A	—	—	5	

† Minimum value

MULLARD

Replacement Types

BF167	PE	130	350	40	30	—	25	—	—	—	—	TV video I.F. stages	2
2N918	PE	200	900	30	15	3	50	20 at 3	—	0.01	15	U.H.F. amps/osc.	20
BF173	PE	260	550	40	25	4	—	—	—	—	—	TV video I.F. output	2
2N929	PE	300	50	45	45	5	30	225 at 10	—	0.01	45	Low noise amplifiers	2
2N930	PE	300	80	45	45	5	30	400 at 10	—	0.01	45	Amplifiers	2
BFW57	PE	300	80	80	60	6	500	115 at 100	—	0.5	80	} General purpose	43
BFW58	PE	300	80	80	60	6	500	70 at 100	—	0.5	80		43
BFW59	PE	300	80	40	35	6	500	115 at 100	—	0.5	40		43
BFW60	PE	300	80	40	35	6	500	70 at 100	—	0.5	40		43
BLY55	—	4W	250	40	20	4	1A	60 at 200	—	—	—	V.H.F. amplifiers	38
BU105	—	7W	—	1,500	—	6	2A	—	—	—	—	TV line deflection	1
BLY35	—	12W	250	66	33	4	7.5A	—	—	—	—	A.M. Class B	38
BLY36	—	12W	250	40	20	4	7.5A	—	—	—	—	F.M. Class B	38
BDY10	AD	130W	1	50	40	4	2A	30 at 2A	30	50	} A.F. amplifiers	1	
BDY11	AD	130W	1	100	70	4	2A	30 at 2A	30	100		1	

Silicon NPN Transistors

Type	Con- struction	P <sub>c</sub> Max. (mW)	Typical f <sub>T</sub> or † f <sub>β</sub> (MHz)	Absolute Max. Ratings				Typical h <sub>FE</sub> at (mA) (or † h <sub>FE</sub> )	Max I <sub>CB0</sub> at V <sub>CB</sub>		Application	Base Ref.
				V <sub>CB0</sub> (V)	V <sub>CE0</sub> (V)	V <sub>EB0</sub> (V)	I <sub>C</sub> (mA)		μA	V		
BFT24	PE	30	1,200	8	5	—	5	40 at 1	—	—	R.F. amplifiers	60
BFT25	PE	30	1,200	8	5	—	2.5	40 at 1	—	—	Micro-miniature	54
BF363	P	120	600	30	20	—	20	20† at 3	—	—	R.F. amplifiers	59
BF362	P	120	800	30	20	—	20	20† at 3	—	—		59
BF115	PE	145	230	50	30	5	30	—	—	—	A.M./F.M.	20
BF200	PE	150	550	30	20	3	2	—	—	—	V.H.F. tuners	20
BF181	PE	150	600	30	20	3	20	—	—	—	TV mixers	20
BF180	PE	150	675	30	20	3	20	—	—	—	TV tuners	20
BFR90	PE	180	5,000	20	15	—	25	50 at 14	—	—	R.F. amplifiers	60
BFR91	PE	180	5,000	20	15	—	35	50 at 30	—	—		60
BFR92	PE	180	5,000	20	15	—	25	25† at 14	—	—	Micro-miniature	54
BFR93	PE	180	5,000	15	12	—	35	25† at 30	—	—		54
BFS20R	PE	200	275	30	20	—	25	40† at 7	—	—	circuits	53
BCW31R	PE	200	300	30	20	—	100	110† at 2	—	—	Micro-miniature	53
BCW32R	PE	200	300	30	20	—	100	200† at 2	—	—		53
BCW33R	PE	200	300	30	20	—	100	420† at 2	—	—	circuits	53
BCW71R	PE	200	300	50	45	—	100	110† at 2	—	—	Micro-miniature	53
BCW72R	PE	200	300	50	45	—	100	200† at 2	—	—		53
BSV52R	PE	200	400	20	12	—	100	40† at 10	—	—	U.H.F. amplifiers	53
BFX89	PE	200	1,200	30	15	2.5	25	87 at 2	0.01	15		20
BFS17R	PE	200	1,300	25	15	—	25	25† at 2	—	—	Micro-miniature	53
BFY90	PE	200	1,300	30	15	2.5	50	87 at 2	0.01	15	U.H.F. amplifiers	20
BF195	PE	220	200	30	20	5	30	—	—	—	A.M./F.M. inputs	63
BF194	PE	220	260	30	20	5	30	—	—	—		63
BC147	PE	220	300	50	45	6	100	240 at 2	5	20	A.F. driver	43
BC148	PE	220	300	30	20	5	100	240 at 2	5	20	General purpose	43
BC149	PE	220	300	30	20	5	100	410 at 2	5	20		A.F. inputs
BF196	PE	250	400	40	30	4	25	—	—	—	TV I.F. amplifiers	63
BF197	PE	250	550	40	25	4	25	—	—	—		63
BFW30	PE	250	1,600	20	10	2.5	50	25 at 50	0.05	10	Amplifiers	20
BSS38	PE	300	60	120	80	—	250	20† at 1	—	—	Switching	50
BSX21	PE	300	60	120	80	5	50	40 at 4	40	5	Driver	2
BSY95A	PE	300	200	20	15	5	100	125 at 10	0.05	16	D.C. amplifiers	2
BC107	PE	300	300	50	45	6	100	240 at 2	0.015	20	A.F. driver	2
BC108	PE	300	300	30	20	5	100	240 at 2	0.015	20	General purpose	2
BC109	PE	300	300	30	20	5	100	410 at 2	0.015	20	Low noise A.F.	2
BC547	PE	300	300	50	45	—	200	110† at 2	—	—	General purpose	50
BC548	PE	300	300	30	20	—	200	110† at 2	—	—		50
BC549	PE	300	300	30	20	—	200	200† at 2	—	—	50	
BSY38	PE	300	350	20	—	5	100	45 at 10	—	—	High speed logic	2
BSY39	PE	300	350	20	—	5	100	80 at 10	—	—		2
BCX19	PE	310	200	50	45	—	500	100† at 100	—	—	Micro-miniature	54
BCX20	PE	310	200	30	25	—	500	100† at 100	—	—		54
BSX19	PE	360	400	40	15	4.5	500	40 at 10	0.2	20	H.S. saturated	2
BSX20	PE	360	500	40	15	4.5	500	80 at 10	0.4	20		switching
2N2369	PE	360	500	40	15	4.5	500	80 at 10	0.4	20	General purpose	2
2N2369A	PE	360	500	40	15	4.5	200	80 at 10	—	—		2
BC337	PE	625	200	50	45	—	1A	100† at 100	—	—	General purpose	50
BC338	PE	625	200	30	25	—	1A	100† at 100	—	—		50
BSX59	PE	800	—	70	45	5	1A	70 at 150	0.5	150	H.S. core driver	2
BSX60	PE	800	—	70	30	5	1A	100 at 150	0.5	40		2
BSX61	PE	800	—	70	45	5	1A	110 at 150	0.5	40	D.C. amplifier	2
2N1711	PE	800	—	75	30	7	1A	200 at 150	0.01	60		2
BFX84	PE	800	50	100	60	6	1A	30 at 150	0.05	80	General purpose	2
BFX85	PE	800	50	100	60	6	1A	70 at 150	0.05	80		2
BFX86	PE	800	50	40	35	6	1A	70 at 150	0.05	30	General purpose	2
BFY51	PE	800	50	60	30	6	1A	70 at 150	0.05	40		2
BFY52	PE	800	50	40	20	6	1A	130 at 150	0.05	30	General purpose	2
BFY53	PE	800	50	30	20	6	1A	30 at 150	0.05	20		2
BFY50	PE	800	60	80	35	6	1A	55 at 150	0.05	60	General purpose	2
2N1613	PE	800	60	75	30	—	500	80 at 150	—	—		2

Continued

Silicon NPN Transistors

Type	Con- struction	P <sub>c</sub> Max. (mW)	Typical I <sub>T</sub> or *f <sub>i</sub> † fab (MHz)	Absolute Max. Ratings				Typical h <sub>FE</sub> at (mA) (or *h <sub>fe</sub> )	Max I <sub>CB0</sub> at V <sub>CB</sub>		Application	Base Ref.
				V <sub>CB0</sub> (V)	V <sub>CEO</sub> (V)	V <sub>EB0</sub> (V)	I <sub>C</sub> (mA)		μA	V		
2N2297	PE	800	60	80	35	7	1A	80 at 150	—	—	General purpose	2
BSW66	PE	800	80	100	100	6	1A	30 at 500	0.01	50	High inductive load switching	2
BSW67	PE	800	80	120	120	6	1A	30 at 500	0.01	60		2
BSW68	PE	800	80	150	150	6	1A	30 at 500	0.01	75	2	
2N2410	PE	800	200	60	30	5	800	75 at 150	0.3	30	High speed switching	2
BSV64	PE	870	100	100	60	—	5A	40† at 2A	—	—	Switching	2
BCX31	PE	880	80	100	80	—	2A	100 at 150	—	—	General purpose	43
BCX32	PE	880	80	80	60	—	2A	110 at 150	—	—		43
BCX33	PE	880	80	60	40	—	2A	120 at 150	—	—		43
BCX34	PE	880	80	40	20	—	2A	140 at 150	—	—		43
BFW17A	PE	1.5W	1,100	40	25	—	300	25† at 150	—	—	R.F.	2
BFW16A	PE	1.5W	1,200	40	25	—	300	25† at 150	—	—		2
2N696	PE	2W	—	60	40	5	500	40 at 150	1	30	General purpose	2
2N697	PE	2W	—	60	40	5	500	75 at 150	1	30		2
BD135	PE	2W	250	45	45	5	350	100 at 150	0.01	30	A.F. amplifier driver	51
BD137	PE	2W	250	60	60	5	350	100 at 150	0.01	30		51
BD139	PE	2W	250	80	80	5	350	100 at 150	0.01	30		51
BLY33	PE	2W	250	66	33	4	500	60 at 200	—	—	V.H.F. amplifiers	2
BLY34	PE	2W	250	40	20	4	500	60 at 200	—	—	Class B amplifiers	2
BF355	P	3W	—	300	225	—	160	—	—	—	TV line driver	2
BF336	P	3W	80	185	180	—	100	20† at 30	—	—	General purpose	2
BF337	P	3W	80	250	200	—	100	20† at 30	—	—		2
BF338	P	3W	80	300	225	—	100	20† at 30	—	—		2
BLX65	PE	3W	1,400	36	18	—	2A	10† at 100	—	—	R.F.	2
2N4427	PE	3.5W	700	40	20	2	400	105 at 100	—	—	U.H.F. amplifiers	2
BFR94	PE	3.5W	3,500	30	25	—	300	40† at 150	—	—	R.F.	41
BLX91	PE	4W	1,200	65	33	—	800	10† at 100	—	—		41
BLX66	PE	4W	1,400	36	18	—	2A	10† at 100	—	—	R.F.	41
BLX67	PE	4.5W	1,400	36	18	—	2A	10† at 100	—	—	41	
2N3053	PE	5W	100	60	40	5	700	150 at 150	—	—	Switching	2
2N3866	PE	5W	700	55	30	3.5	400	105 at 50	—	—	U.H.F. amplifiers	2
BLX92	PE	6W	1,200	65	33	—	2A	10† at 100	—	—	R.F.	41
BD232	D	7W	20	500	300	—	1A	25† at 50	—	—	TV driver	51
2N3553	—	7W	500	65	40	4	350	55 at 250	—	—	U.H.F. tuners	2
BLY98	PE	8W	800	60	33	—	3A	10† at 500	—	—	R.F.	41
BLY53A	PE	8W	1,300	36	18	—	4A	10† at 500	—	—		41
BD160	D	10W	—	250	—	—	7A	—	—	—	Line deflection	1
BLY85	PE	10W	250	40	20	—	3A	10† at 200	—	—	R.F.	41
BLY97	PE	10W	250	66	33	—	3A	10† at 200	—	—		41
BU204	D	10W	7.5	1,300	600	—	3A	2† at 2A	—	—	TV line deflection	1
BU205	D	10W	7.5	1,500	700	—	3A	2† at 2A	—	—		1
BU206	D	10W	7.5	1,700	800	—	3A	1.8† at 2A	—	—		1
BD131	PE	11W	60	45	45	6	2A	165 at 500	5	40	A.F. output	51
2N3375	—	11.6W	500	65	40	4	500	55 at 250	—	—	U.H.F. tuners	38
BLY83	PE	12W	250	66	33	—	2.5A	10† at 1A	—	—	R.F.	41
BLY84	PE	12W	250	40	20	—	2.5A	10† at 1A	—	—		41
BU209	D	12.5W	7	1,700	800	—	4A	2.25† at 7A	—	—	Colour TV line deflection	1
BU207	D	12.5W	7	1,300	600	—	5A	2.25† at 7A	—	—		1
BU208	D	12.5W	7	1,500	700	—	5A	2.25† at 7A	—	—		1
BLX93	PE	12.5W	1,200	65	33	—	3A	10† at 100	—	—	R.F.	41
BD124	PE	15W	60	70	45	6	2A	75 at 500	2	60	TV frame deflection	1
BD133	PE	15W	60	90	60	—	6A	40† at 500	—	—	General purpose	51
BDX35	PE	15W	100	100	60	—	10A	45† at 500	—	—	Switching	51
BDX36	PE	15W	100	120	60	—	10A	45† at 500	—	—		51
BDX37	PE	15W	100	120	80	—	10A	45† at 500	—	—		51
BLX98	PE	21.5W	2,000	40	27	—	4A	20† at 1A	—	—	R.F.	61
810BLY/A	PE	22.5W	300	55	35	—	9A	20† at 1A	—	—		38
2N3632	—	23W	400	65	40	4	1A	—	—	—	V.H.F. transmitters	38
BD233	E	25W	3	45	45	—	6A	25† at 1A	—	—	General purpose	51
BD235	E	25W	3	60	80	—	6A	25† at 1A	—	—		51
BD237	E	25W	3	100	80	—	6A	25† at 1A	—	—		51

Type	Con- struction	P <sub>c</sub> Max. (mW)	Typical f <sub>T</sub> or † f <sub>β</sub> (MHz)	Absolute Max. Ratings				Typical h <sub>FE</sub> at (mA) (or *h <sub>FE</sub> )	Max I <sub>CB0</sub> at V <sub>CB</sub>		Application	Base Ref.
				V <sub>CB0</sub> (V)	V <sub>CEO</sub> (V)	V <sub>EB0</sub> (V)	I <sub>C</sub> (mA)		μA	V		
<b>MULLARD (Continued)</b>												
<i>Current Types (Continued)</i>												
BU126	D	30W	8	750	300	—	6A	15† at 1A	—	—	Colour TV switching	1
BU133	D	30W	8	750	250	—	6A	15† at 1A	—	—		1
BDY93	D	30W	12	750	350	—	6A	15† at 1A	—	—	Switching and control	1
BDY94	D	30W	12	750	300	—	6A	15† at 1A	—	—		1
BDY95	D	30W	12	600	250	—	6A	15† at 1A	—	—	General purpose	1
BD433	E	36W	3	22	22	—	7A	50† at 2A	—	—		51
BD435	E	36W	3	32	32	—	7A	50† at 2A	—	—	51	
BD437	E	36W	3	45	45	—	7A	40† at 2A	—	—		
BDY96	D	40W	10	750	350	—	15A	15† at 2A	—	—	Switching and control	1
BDY97	D	40W	10	750	300	—	15A	15† at 2A	—	—		1
BDY98	D	40W	10	600	250	—	15A	15† at 2A	—	—	1	
BDY90	D	40W	70	120	100	—	15A	30† at 5A	—	—		
BDY91	D	40W	70	100	80	—	15A	30† at 5A	—	—	General purpose	1
BDY92	D	40W	70	80	60	—	15A	30† at 5A	—	—		1
BLW64	PE	40W	900	60	30	—	12A	25† at 1A	—	—	R.F.	61
BUY86	PE	50W	100	200	100	—	10A	50† at 1A	—	—	Switching	1
BUY87	PE	50W	100	300	150	—	7A	30† at 2A	—	—		1
BLX69	PE	50W	1,000	36	18	—	10A	30 at 1A	—	—	R.F.	61
BLX94	PE	50W	1,000	65	33	—	6A	15† at 1A	—	—		61
BDX77	E	55W	3	80	80	—	12A	30† at 2A	—	—	General purpose	52
BD201	E	60W	3	60	45	—	12A	30† at 3A	—	—		52
BD203	E	60W	3	60	60	—	12A	30† at 2A	—	—	52	
BLX13	PE	70W	500	65	36	—	6A	10† at 1A	—	—		61
BLY93A	PE	70W	500	65	36	—	9A	10† at 1A	—	—	R.F.	61
BLY89A	PE	70W	650	36	18	—	10A	10† at 1A	—	—		61
BD181	D	78W	—	55	45	—	15A	20† at 3A	—	—	General purpose	1
BLX95	PE	87.5W	1,000	65	33	—	12A	15† at 1.4A	—	—		R.F.
BLX14	PE	88W	250	85	36	—	12A	15† at 1.4A	—	—	62	
2N4347	D	100W	1	140	120	—	10A	20† at 4A	—	—	General purpose	1
BLW60	PE	103W	550	36	18	—	20A	50 at 1A	—	—		R.F.
2N3055	D	115W	0.8	100	—	7	15A	45 at 4A	—	—	1	
BDY20	D	115W	1	100	60	7	15A	45 at 4A	5mA	100		
BDY38	D	115W	1	50	40	7	6A	30 at 2A	1mA	50	A.F. amplifiers	1
BD182	D	117W	—	70	60	—	15A	20† at 4A	—	—		1
BD183	D	117W	—	85	80	—	15A	20† at 3A	—	—	1	
BD184	D	117W	—	95	90	—	15A	20† at 4A	—	—		
2N3442	D	117W	1	160	140	—	15A	20† at 3A	—	—	General purpose	1
BLY94	PE	130W	500	65	36	—	12A	10† at 1A	—	—		62
BLY90	PE	130W	550	36	18	—	20A	10† at 1A	—	—	R.F.	62
BLX15	PE	195W	275	110	55	—	20A	10† at 1.4A	—	—		62

† Minimum value

**NEWMARKET***Current Types*

NKT10419	—	300	100	25	25	5	10	200 at 0.1	0.01	10	A.F. amplifiers	2
NKT10519	—	300	100	25	25	5	10	400 at 0.1	0.01	10		2
BSY95A	—	300	200	20	15	5	200	125 at 10	0.05	10	R.F. switching	2
BC107	—	300	250	50	45	5	100	310 at 2	—	—	A.F. amplifiers	2
BC108	—	300	250	30	20	5	100	310 at 2	—	—		2
BC109	—	300	250	30	20	5	100	570 at 2	—	—	A.F. pre-amplifiers	2
2N2368	—	360	—	40	15	4.5	500	40 at 10	0.4	20	R.F. switching	2
2N2369	—	360	—	40	15	4.5	500	80 at 10	0.4	20		2
2N2369A	—	360	—	40	15	4.5	500	80 at 10	0.4	20	2	
2N2483	—	360	—	60	60	6	50	265 at 1	—	—		A.F. pre-amplifiers
2N2484	—	360	—	60	60	6	50	525 at 1	0.01	45	2	
NKT13329	—	360	300	30	20	4	500	200 at 10	0.01	10		2
NKT13429	—	360	300	30	15	5	500	200 at 10	0.01	10	R.F. switching	2
BSX19	—	360	400	40	15	4.5	500	40 at 10	0.4	20		2
BSX20	—	360	500	40	15	4.5	500	80 at 10	0.4	20	2	

Continued

Silicon NPN Transistors

Type	Con- struction	P <sub>c</sub> Max. (mW)	Typical f <sub>T</sub> or %f <sub>1</sub> † (MHz)	Absolute Max. Ratings				Typical h <sub>FE</sub> at (mA) (or %I <sub>E</sub> )	Max I <sub>CB0</sub> at V <sub>CB</sub>		Application	Base Ref.
				V <sub>CB0</sub> (V)	V <sub>CE0</sub> (V)	V <sub>EB0</sub> (V)	I <sub>C</sub> (mA)		μA	V		
<b>NEWMARKET (Continued)</b>												
<i>Current Types (Continued)</i>												
2N2220	—	500	—	60	30	5	800	40 at 150	0.01	50	R.F. switching	2
2N2220A	—	500	—	75	40	6	800	40 at 150	0.01	60	R.F. amplifiers	2
2N2221	—	500	—	60	30	5	800	80 at 150	0.01	50		2
2N2221A	—	500	—	75	40	6	800	80 at 150	0.01	60		2
2N2222	—	500	—	60	30	5	800	200 at 150	0.01	50		2
2N2222A	—	500	—	75	40	6	800	200 at 150	0.01	60	A.F. drivers	2
NKT10339	—	500	100	45	30	5	500	100 at 100	0.01	10		2
NKT10439	—	500	100	45	30	5	500	100 at 100	0.01	10		2
NKT12329	—	500	200	30	20	4	500	80 at 10	0.01	10		R.F. amplifiers
NKT12429	—	500	200	30	20	4	500	195 at 10	0.01	10	2	
2N1613	—	800	—	75	—	7	—	65 at 1	0.01	60	A.F. switching	2
2N1711	—	800	—	75	—	7	—	125 at 1	0.01	60		2
2N1893	—	800	—	120	80	7	1A	80 at 150	0.01	90		2
2N2217	—	800	—	60	30	5	800	40 at 150	0.01	50		2
2N2217A	—	800	—	75	40	6	800	40 at 150	0.01	60	R.F. amplifiers	2
2N2218	—	800	—	60	30	5	800	80 at 150	0.01	50		2
2N2218A	—	800	—	75	40	6	800	80 at 150	0.01	60		2
2N2219	—	800	—	60	30	5	800	200 at 150	0.01	50		2
2N2219A	—	800	—	75	40	6	800	200 at 150	0.01	60	A.F. driver	2
BFX84	—	800	50	100	60	6	1A	30† at 150	0.05	80		2
BFX85	—	800	50	100	60	6	1A	70† at 150	0.05	80		2
BFX86	—	800	50	40	35	6	1A	70† at 150	0.05	30		A.F. switching
BFY51	—	800	50	60	30	6	1A	40† at 150	0.05	40	2	
BFY52	—	800	50	40	20	6	1A	60† at 150	0.05	40	2	
BFY53	—	800	50	30	20	6	1A	30† at 150	—	—	2	
BFY50	—	800	60	80	35	6	1A	30† at 150	0.05	60	A.F. drivers	2
2N2297	—	800	60	80	35	7	—	80 at 150	0.01	60		2
BSX60	—	800	250	70	30	—	1A	60 at 500	—	—	R.F. switching	2
BSX61	—	800	250	70	45	—	1A	30† at 500	—	—		2
2N3053	—	1W	—	60	40	5	700	150† at 150	0.25	30	A.F. amplifiers	2
2N3055	—	115W	—	100	60	5	15A	45 at 4A	—	—	Power switching	1
BDY20	—	115W	1	100	60	5	15A	60 at 4A	—	—	Power amplifiers	1

† Minimum value

R.C.A.

*Current Types*

BDY71	H	—	0.8	—	55	—	3A	137	—	—	General purpose	1
2N718A	P	1.8W	100	—	32	—	900	80 at 150	0.01	60	Audio amplifiers	2
2N720A	P	1.8W	100	—	80	—	900	80 at 150	0.01	90		2
2N2895	—	1.8W	100	—	65	—	900	80 at 150	0.002	60		2
2N2896	—	1.8W	100	—	90	—	900	130 at 150	0.01	90		2
2N2897	—	1.8W	100	—	45	—	900	125 at 150	0.02	60	Audio amplifiers	2
40084	—	1.8W	100	—	40	—	900	150 at 150	0.25	30		2
40310	H	2W	0.8	—	35	—	3A	70 at 1A	10	15	Audio amplifiers	1
40312	H	5W	0.8	—	60	—	3A	70 at 1A	10	15		1
2N697	PE	5W	120	—	40	—	900	80 at 150	1	30	General purpose	2
2N699	PE	5W	120	—	80	—	900	80 at 150	2	60		2
2N1613	PE	5W	120	—	50	—	900	80 at 150	0.01	60		2
2N1711	PE	5W	120	—	50	—	900	200 at 150	0.01	60		2
2N1893	PE	5W	120	—	80	—	900	80 at 150	0.01	90	General purpose	2
2N2102	PE	5W	120	—	65	—	900	80 at 150	0.002	60		2
2N2270	PE	5W	120	—	45	—	900	125 at 150	0.1	60		2
2N2405	PE	5W	120	—	90	—	900	130 at 150	0.01	90		2
2N3053	PE	5W	120	—	40	—	900	150 at 150	0.25	30	Driver	2
40309	PE	5W	120	—	18	—	900	210 at 50	0.25	15		2
40311	PE	5W	120	—	30	—	900	210 at 50	0.25	15		2
40314	PE	5W	120	—	40	—	900	210 at 50	0.25	15		2
40315	PE	5W	120	—	35	—	900	210 at 50	0.25	15	2	
40317	PE	5W	120	—	40	—	900	120 at 10	0.25	15	2	
40320	PE	5W	120	—	40	—	900	120 at 10	0.25	15	2	

Continued

Type	Construction	P <sub>c</sub> Max. (mW)	Typical f <sub>T</sub> or f <sub>β</sub> † fab (MHz)	Absolute Max. Ratings				Typical h <sub>FE</sub> at (mA) (or h <sub>fe</sub> )	Max I <sub>CB0</sub> at V <sub>CB</sub>		Application	Base Ref.
				V <sub>CB0</sub> (V)	V <sub>CEO</sub> (V)	V <sub>EB0</sub> (V)	I <sub>C</sub> (mA)		μA	V		
<b>R.C.A. (Continued)</b>												
<b>Current Types (Continued)</b>												
40323	PE	5W	120	—	18	—	900	210 at 50	0.25	15	Pre-driver	2
40326	PE	5W	120	—	40	—	900	120 at 10	0.25	15		2
40360	PE	5W	120	—	70	—	900	120 at 10	—	—	Driver	2
40361	PE	5W	120	—	70	—	900	210 at 50	—	—	Driver	2
40366	PE	5W	120	—	65	—	900	80 at 150	0.002	60	General purpose	2
40389	PE	5W	120	—	40	—	900	150 at 150	0.25	30		2
40392	PE	5W	120	—	40	—	900	150 at 150	0.25	30	Pre-driver	2
40407	PE	5W	120	—	50	—	900	120 at 1	0.25	10		2
40408	PE	5W	120	—	90	—	900	120 at 10	—	—	Driver	2
40409	PE	5W	120	—	90	—	900	150 at 150	—	—		2
40544	PE	5W	120	—	50	—	900	117 at 50	10	40	Driver	2
40611	PE	5W	120	—	25	—	900	285 at 50	0.5	15		2
40616	PE	5W	120	—	32	—	900	285 at 50	0.5	15	Driver	2
40625	PE	5W	120	—	45	—	900	200 at 150	0.25	60		2
40628	PE	5W	120	—	55	—	900	200 at 150	0.25	60	2	
40635	PE	5W	120	—	70	—	900	150 at 150	—	—	2	
40814	PE	5W	120	—	45	—	900	150 at 10	—	—	Pre-driver	2
2N1479	H	8.75W	1.4	—	40	—	900	40 at 200	10	30	D.C./D.C. converter	2
2N1480	H	8.75W	1.4	—	55	—	900	40 at 200	10	30	Chopper	2
2N1481	H	8.75W	1.4	—	40	—	900	67 at 200	10	30	Amplifiers	2
2N1482	H	8.75W	1.4	—	55	—	900	67 at 200	10	30	Actuators	2
40347	H	8.75W	1.4	—	40	—	900	62 at 450	1	30	Audio drivers	2
40348	H	8.75W	1.4	—	65	—	900	77 at 300	1	60	Relay driver	2
40367	H	8.75W	1.4	—	55	—	900	67 at 200	4	30	Actuators	2
40349	H	8.75W	1.5	—	140	—	900	72 at 150	1	90	General purpose	2
40316	H	10W	0.8	—	40	—	3A	70 at 1A	10	15	Audio amplifiers	1
40610	H	10W	1	—	25	—	2.5A	60 at 1.2A	—	—		2
40615	H	10W	1	—	30	—	2.5A	60 at 1.2A	—	—	2	
40620	H	10W	1	—	32	—	2.5A	60 at 1.5A	—	—	2	
BF257	PE	10W	15	—	160	—	2A	25† at 30	0.05	100	High speed	2
BF258	PE	10W	15	—	250	—	2A	25† at 30	0.05	200		2
BF259	PE	10W	15	—	300	—	2A	25† at 30	0.05	300	High power	2
2N3440	PE	10W	15	—	250	—	2A	100 at 20	—	—	Fast switching	2
2N3439	PE	10W	15	—	350	—	2A	100 at 20	—	—		2
2N4063	PE	10W	15	—	350	—	2A	100 at 20	—	—	Audio drivers	2
2N4064	PE	10W	15	—	250	—	2A	100 at 20	—	—		2
40321	PE	10W	15	—	300	—	2A	112 at 20	—	—	'Nixie' driver	2
40327	PE	10W	15	—	300	—	2A	145 at 20	—	—		2
40346	PE	10W	15	—	175	—	2A	25† at 10	—	—	Fast switching	2
40385	PE	10W	15	—	350	—	2A	100 at 20	—	—		2
40390	PE	10W	15	—	250	—	2A	100 at 20	—	—	Audio amplifiers	2
40412	PE	10W	15	—	250	—	2A	40† at 30	—	—		2
40986	PE	10W	15	—	175	—	2A	60 at 10	—	—	Pre-driver	2
40990	PE	10W	15	—	175	—	2A	145 at 1	—	—	Amplifier input	2
40998	PE	10W	15	—	100	—	2A	60 at 10	—	—	Pre-driver	2
2N5320	P	10W	50	—	75	—	1.5A	80 at 500	—	—	General purpose	2
2N5321	P	10W	50	—	50	—	1.5A	145 at 500	—	—		2
40539	P	10W	50	—	55	—	1.5A	102 at 500	—	—	Audio amplifiers	2
40594	P	10W	50	—	95	—	1.5A	210 at 300	—	—	Drivers	2
2N6175	—	20W	20	—	250	—	2A	110 at 20	—	—	Fast switching	51
2N6176	—	20W	20	—	300	—	2A	90 at 20	—	—		51
2N6177	—	20W	20	—	350	—	2A	90 at 20	—	—	51	
2N3054	H	25W	0.8	—	55	—	3A	62 at 500	—	—	General purpose	1
40250	H	25W	0.8	—	40	—	3A	62 at 1.5A	1	30		1
40372	H	25W	0.8	—	55	—	3A	62 at 500	—	—	1	
2N1483	H	25W	1.2	—	40	—	2A	40 at 750	15	30	D.C./D.C. converter	3
2N1484	H	25W	1.2	—	55	—	2A	40 at 750	15	30	Chopper	3
2N1485	H	25W	1.2	—	40	—	2A	67 at 750	15	30	Servo amplifiers	3
2N1486	H	25W	1.2	—	55	—	2A	67 at 750	15	30	Actuators	3
40368	H	25W	1.2	—	55	—	2A	67 at 750	9	30		3
2N6178	—	25W	50	—	75	—	1.5A	80 at 500	—	—	General purpose	51

Continued

Silicon NPN Transistors

Type	Con- struction	P <sub>c</sub> Max. (mW)	Typical f <sub>T</sub> or *f <sub>T</sub> † fab (MHz)	Absolute Max. Ratings				Typical h <sub>FE</sub> at (mA) (or *h <sub>FE</sub> )	Max ICBO at V <sub>CB</sub>		Application	Base Ref.
				V <sub>CEO</sub> (V)	V <sub>CE0</sub> (V)	V <sub>EB0</sub> (V)	I <sub>C</sub> (mA)		μA	V		
2N6179	—	25W	50	—	50	—	1.5A	145 at 500	—	—	General purpose	51
2N6260	H	29W	0.8	—	40	—	3A	60 at 1.5A	—	—		1
40910	H	29W	0.8	—	40	—	3A	60 at 1.5A	1	30	Audio output	1
40363	H	35W	0.8	—	70	—	9A	45 at 4A	—	—		1
2N3583	—	35W	15	—	175	—	2A	40† at 100	—	—	Fast switching	1
2N3584	—	35W	15	—	250	—	2A	40† at 100	—	—		1
2N3585	—	35W	15	—	300	—	2A	40† at 100	—	—	Fast switching	1
2N4240	—	35W	15	—	300	—	2A	90 at 750	—	—		1
40313	—	35W	15	—	300	—	2A	145 at 100	—	—	Fast switching	1
40318	—	35W	15	—	300	—	2A	40† at 20	—	—		1
40322	—	35W	15	—	300	—	2A	40† at 20	—	—	Audio output	1
40328	—	35W	15	—	300	—	2A	40† at 20	—	—		1
40374	—	35W	15	—	175	—	2A	40† at 100	—	—	Audio output	1
40850	—	35W	15	—	300	—	2A	25† at 750	—	—		1
40991	—	35W	15	—	175	—	2A	90 at 300	—	—	Regulators	1
2N3878	—	35W	60	—	50	—	6A	125 at 500	—	—		Class B pre-driver Amplifiers
2N3879	—	35W	60	—	75	—	6A	50 at 4A	—	—	1	
2N5202	—	35W	60	—	75	—	6A	55 at 4A	—	—	High speed switching	1
2N6500	—	35W	60	—	90	—	6A	37 at 3A	—	—		1
40364	—	35W	60	—	60	—	6A	105 at 500	—	—	Class AB amplifier output	1
40375	—	35W	60	—	50	—	6A	125 at 500	—	—		1
2N5293	H	36W	0.8	—	70	—	2A	75 at 500	—	—	Audio amplifiers	52
2N5294	H	36W	0.8	—	70	—	2A	75 at 500	—	—		52
2N5295	H	36W	0.8	—	40	—	2A	75 at 1A	—	—	General purpose	52
2N5298	H	36W	0.8	—	40	—	2A	75 at 1A	—	—		52
2N5297	H	36W	0.8	—	60	—	2A	50 at 1.5A	—	—	General purpose	52
2N5298	H	36W	0.8	—	60	—	2A	50 at 1.5A	—	—		52
40613	H	36W	0.8	—	25	—	2A	75 at 1A	—	—	Audio output	52
40618	H	36W	0.8	—	30	—	2A	75 at 1A	—	—		52
40621	H	36W	0.8	—	32	—	2A	57 at 1.5A	—	—	Audio output	52
40622	H	36W	0.8	—	40	—	2A	57 at 1.5A	—	—		52
40629	H	36W	0.8	—	35	—	2A	45 at 1A	—	—	Audio output	52
40630	H	36W	0.8	—	40	—	2A	45 at 1.5A	—	—		52
40631	H	36W	0.8	—	45	—	2A	45 at 2A	—	—	Audio output	52
BD239	PE	40W	4	—	45	—	6A	45 at 1A	—	—		52
BD239A	PE	40W	4	—	60	—	6A	45 at 1A	—	—	Audio amplifiers	52
BD239B	PE	40W	4	—	80	—	6A	45 at 1A	—	—		52
BD239C	PE	40W	4	—	100	—	6A	45 at 1A	—	—	52	
BD241	PE	40W	4	—	45	—	6A	30 at 3A	—	—	Audio amplifiers	52
BD241A	PE	40W	4	—	60	—	6A	30 at 3A	—	—		52
BD241B	PE	40W	4	—	80	—	6A	30 at 3A	—	—	Audio amplifiers	52
BD241C	PE	40W	4	—	100	—	6A	30 at 3A	—	—		52
BD243	PE	40W	4	—	45	—	6A	45 at 3A	—	—	Audio amplifiers	52
BD243A	PE	40W	4	—	60	—	6A	45 at 3A	—	—		52
BD243B	PE	40W	4	—	80	—	6A	45 at 3A	—	—	Audio amplifiers	52
BD243C	PE	40W	4	—	100	—	6A	45 at 3A	—	—		52
2N6288	PE	40W	4	—	30	—	6A	90 at 3A	—	—	Audio amplifiers	52
2N6289	PE	40W	4	—	30	—	6A	90 at 3A	—	—		52
2N6290	PE	40W	4	—	50	—	6A	90 at 2.5A	—	—	Audio amplifiers	52
2N6291	PE	40W	4	—	50	—	6A	90 at 2.5A	—	—		52
2N6292	PE	40W	4	—	70	—	6A	90 at 2A	—	—	Audio amplifiers	52
2N6372	PE	40W	4	—	80	—	5.5A	60 at 2A	—	—		1
2N6273	PE	40W	4	—	60	—	5.5A	60 at 2.5A	—	—	General purpose	52
2N6374	PE	40W	4	—	40	—	5.5A	60 at 3A	—	—		52
40871	PE	40W	4	—	100	—	6A	150 at 1A	—	—	Audio driver	52
40873	PE	40W	4	—	70	—	6A	90 at 2A	—	—		General purpose
40875	PE	40W	4	—	50	—	6A	70 at 3A	—	—	Audio output	
40979	PE	40W	4	—	40	—	6A	150 at 1.5A	—	—		52
2N6077	—	45W	1	—	250	—	3A	41 at 1.2A	—	—	Fast switching	1
2N6078	—	45W	1	—	275	—	3A	41 at 1.2A	—	—		1
2N6079	—	45W	1	—	350	—	3A	31 at 1.2A	—	—		1

Continued



Silicon NPN Transistors

Type	Construction	P <sub>c</sub> Max. (mW)	Typical f <sub>T</sub> or *f <sub>T</sub> † (MHz)	Absolute Max. Ratings				Typical h <sub>FE</sub> at (mA) (or *h <sub>FE</sub> )	Max V <sub>CEO</sub> at V <sub>CB</sub>		Application	Base Ref.
				V <sub>CEO</sub> (V)	V <sub>CE0</sub> (V)	V <sub>EB0</sub> (V)	I <sub>C</sub> (mA)		μA	V		
<b>R.C.A. (Continued)</b>												
<b>Current Types (Continued)</b>												
40851	—	45W	1	—	350	—	3A	12‡ at 1.2A	—	—	Regulators	1
2N5490	H	50W	0.8	—	40	—	7A	60 at 2A	—	—	General purpose	52
2N5491	H	50W	0.8	—	40	—	7A	60 at 2A	—	—		52
2N5492	H	50W	0.8	—	55	—	7A	60 at 2.5A	—	—		52
2N5493	H	50W	0.8	—	55	—	7A	60 at 2.5A	—	—		52
2N5494	H	50W	0.8	—	40	—	7A	60 at 3A	—	—		52
2N5495	H	50W	0.8	—	40	—	7A	60 at 3A	—	—		52
2N5496	H	50W	0.8	—	70	—	7A	60 at 3.5A	—	—		52
2N5497	H	50W	0.8	—	70	—	7A	60 at 3.5A	—	—		52
2N6261	H	50W	0.8	—	80	—	3A	62 at 1.5A	—	—		1
40324	H	50W	0.8	—	35	—	3A	70 at 1A	10	15		Driver
40325	H	50W	0.8	—	35	—	9A	36 at 8A	—	—	Class B audio output	1
40624	H	50W	0.8	—	45	—	6.5A	60 at 2.5A	—	—	Audio output	52
40627	H	50W	0.8	—	55	—	6.5A	60 at 2.5A	—	—		52
60632	H	50W	0.8	—	60	—	6.5A	60 at 3A	—	—		52
40816	H	50W	0.8	—	45	—	6.5A	92 at 2A	—	—		52
40911	H	50W	0.8	—	80	—	3A	62 at 1.5A	0.5	80	1	
2N3441	H	50W	1.2	—	140	—	2A	62 at 500	—	—	1	
2N6263	H	50W	1.2	—	120	—	2A	60 at 500	—	—	1	
2N6264	H	50W	1.2	—	150	—	2A	40 at 1A	—	—	General purpose	1
40373	H	50W	1.2	—	140	—	2A	62 at 500	—	—	1	
40912	H	50W	1.2	—	120	—	2A	60 at 500	—	—	1	
40913	H	50W	1.2	—	150	—	2A	40 at 1A	—	—	1	
40411	H	70W	0.8	—	90	—	3A	67 at 4A	—	—	Audio output	1
40636	H	70W	0.8	—	95	—	9A	45 at 4A	—	—	Amplifiers	1
BD278	H	75W	0.8	—	45	—	8A	45 at 4A	—	—	General purpose	52
2N1487	H	75W	0.8	—	40	—	4A	30 at 1.5A	25	30	D.C./D.C. converter	1
2N1488	H	75W	0.8	—	55	—	4A	30 at 1.5A	25	30	Regulators	1
2N1489	H	75W	0.8	—	40	—	4A	50 at 1.5A	25	30	Amplifiers	1
2N1490	H	75W	0.8	—	55	—	4A	50 at 1.5A	25	30	Actuators	1
2N6098	H	75W	0.8	—	60	—	8A	50 at 4A	—	—	52	
2N6099	H	75W	0.8	—	60	—	8A	50 at 4A	—	—	52	
2N6100	H	75W	0.8	—	70	—	8A	50 at 5A	—	—	General purpose	52
2N6101	H	75W	0.8	—	70	—	8A	50 at 5A	—	—		52
2N6102	H	75W	0.8	—	40	—	8A	37 at 8A	—	—		52
2N6103	H	75W	0.8	—	40	—	8A	37 at 8A	—	—		52
40369	H	75W	0.8	—	55	—	4A	50 at 1.5A	10	30	Actuator	1
40884	H	75W	0.8	—	65	—	8A	70 at 4A	—	—	Audio output	52
BU106	—	75W	3	—	140	—	10A	8‡ at 4A	—	—	TV frame output	1
2N3263	—	84W	20	—	90	—	25A	50 at 15A	—	—	High current	—
2N3264	—	84W	20	—	60	—	25A	50 at 15A	—	—		—
BUX16	PE	100W	5	—	200	—	4A	50 at 400	—	—	General purpose	1
BUX16A	PE	100W	5	—	250	—	4A	50 at 400	—	—		1
BUX16B	PE	100W	5	—	300	—	4A	50 at 400	—	—		1
BUX16C	PE	100W	5	—	350	—	4A	50 at 400	—	—		1
2N5239	PE	100W	5	—	225	—	4A	50 at 2A	—	—		1
2N5240	PE	100W	5	—	300	—	4A	50 at 2A	—	—		1
2N5838	—	100W	5	—	250	—	4A	24 at 3A	—	—	Fast switching	1
2N5839	—	100W	5	—	275	—	4A	30 at 2A	—	—		1
2N5840	—	100W	5	—	350	—	4A	30 at 2A	—	—		1
410	—	100W	5	—	200	—	4A	60 at 1A	—	—	1	
411	—	100W	5	—	300	—	4A	60 at 1A	—	—	1	
413	—	100W	5	—	325	—	4A	50 at 500	—	—	Inverter	1
423	—	100W	5	—	325	—	4A	60 at 1A	—	—		1
431	—	100W	5	—	325	—	4A	25 at 2.5A	—	—		1
40852	—	100W	5	—	350	—	4A	12‡ at 1.2A	—	—	Regulators	1
BU120	—	100W	6	—	200	—	10A	65 at 1A	—	—	1	
2N5804	—	110W	15	—	225	—	7A	55 at 5A	—	—	Fast switching	1
2N5805	—	110W	15	—	300	—	7A	55 at 5A	—	—		1
40840	—	110W	15	—	300	—	7A	55 at 4A	—	—		1
40853	—	110W	15	—	300	—	7A	10‡ at 5A	—	—	Regulators	1

Continued

Silicon NPN Transistors

Type	Con- struction	P <sub>c</sub> Max. (mW)	Typical f <sub>T</sub> or *f <sub>r</sub> † fab (MHz)	Absolute Max. Ratings				Typical h <sub>FE</sub> at (mA) (or *h <sub>FE</sub> )	Max I <sub>CBO</sub> at V <sub>CB</sub>		Application	Base Ref.
				V <sub>CB0</sub> (V)	V <sub>CE0</sub> (V)	V <sub>EB0</sub> (V)	I <sub>C</sub> (mA)		μA	V		
<b>R.C.A. (Continued)</b>												
<i>Current Types (Continued)</i>												
2N3055	H	115W	0.8	—	60	—	9A	45 at 4A	—	—	General purpose	1
2N6253	H	115W	0.8	—	45	—	9A	45 at 3A	—	—		1
2N6371	H	117W	0.8	—	40	—	9A	37 at 8A	—	—	Audio amplifiers	1
40893	PE	120W	5	—	200	—	4A	45 at 2A	—	—		1
2N3265	—	125W	20	—	90	—	20A	50 at 15A	—	—	High current	27
2N3268	—	125W	20	—	60	—	20A	50 at 15A	—	—		27
2N5038	—	140W	60	—	90	—	20A	60 at 12A	—	—	High speed switching	1
2N5039	—	140W	60	—	75	—	20A	60 at 10A	—	—		1
2N5671	—	140W	50	—	90	—	25A	60 at 15A	—	—	High speed switching	1
2N5672	—	140W	50	—	120	—	25A	60 at 15A	—	—		1
2N6032	—	140W	50	—	90	—	50A	30 at 50A	—	—	High speed switching	1
2N6033	—	140W	50	—	120	—	50A	30 at 40A	—	—		1
2N6354	—	140W	60	—	120	—	20A	55 at 10A	—	—	D.C./D.C. converter	1
2N6496	—	140W	60	—	110	—	20A	56 at 8A	—	—		1
2N2015	H	150W	0.8	—	50	—	9A	32 at 5A	50	30	D.C./D.C. converter	5
2N2016	H	150W	0.8	—	65	—	9A	32 at 5A	50	30		Choppers
2N2338	H	150W	0.8	—	40	—	9A	37 at 3A	200	30	Choppers	
2N3442	H	150W	0.8	—	140	—	9A	45 at 3A	—	—		General purpose
2N4347	H	150W	0.8	—	120	—	9A	37 at 2A	—	—	General purpose	
2N6254	H	150W	0.8	—	80	—	9A	45 at 5A	—	—		General purpose
2N6262	H	150W	0.8	—	150	—	9A	45 at 3A	—	—	General purpose	
BUX17	—	175W	2.5	—	150	—	9A	20† at 4A	—	—		General purpose
BUX17A	—	175W	2.5	—	250	—	9A	20† at 4A	—	—	General purpose	
BUX17B	—	175W	2.5	—	300	—	9A	15† at 4A	—	—		General purpose
BUX17C	—	175W	2.5	—	350	—	9A	15† at 4A	—	—	General purpose	
2N6249	—	175W	2.5	—	200	—	9A	30 at 10A	—	—		Switching
2N6250	—	175W	2.5	—	275	—	9A	29 at 10A	—	—	Switching	
2N6251	—	175W	2.5	—	350	—	9A	28 at 10A	—	—		Switching
40854	—	175W	2.5	—	300	—	9A	8† at 10A	—	—	Regulators	
41012	—	175W	60	—	85	—	20A	37 at 10A	—	—		High speed switching
41013	—	175W	60	—	130	—	20A	37 at 10A	—	—	High speed switching	
40988	PE	200W	5	—	250	—	4A	45 at 2A	—	—		Audio amplifiers
2N3773	H	250W	0.7	—	140	—	20A	37 at 8A	—	—	Audio amplifiers	
2N4348	H	250W	0.7	—	120	—	20A	37 at 5A	—	—		Audio amplifiers
2N6259	H	250W	0.7	—	150	—	20A	37 at 8A	—	—	Audio amplifiers	
2N3771	H	250W	0.8	—	40	—	30A	37 at 15A	—	—		General purpose
2N3772	H	250W	0.8	—	60	—	30A	37 at 10A	—	—	General purpose	
2N6257	H	250W	0.8	—	40	—	30A	45 at 8A	—	—		General purpose
2N5575	H	300W	0.4	—	50	—	60A	25 at 60A	—	—	General purpose	
2N5578	H	300W	0.4	—	70	—	60A	25 at 40A	—	—		General purpose

† Minimum value

SGS-ATES

*Current Types*

BF457	—	—	—	160	160	—	200	25† at 30	—	—	Video output	51	
BF458	—	—	—	250	250	—	200	25† at 30	—	—		Video output	51
BF459	—	—	—	300	300	—	200	25† at 30	—	—			51
BFR10	—	—	—	—	40	—	500	65 at 500	—	—	Fast switching	2	
BFR11	—	—	—	—	40	—	500	65 at 500	—	—		Fast switching	2
BFR20	—	—	—	—	35	—	500	250 at 150	—	—	General purpose		2
BFR21	—	—	—	—	70	—	500	70 at 150	—	—		General purpose	2
BFW68	—	—	—	—	40	—	50	120 at 10	—	—	Fast switching		2
BFX34	—	—	—	—	60	—	2A	80 at 2A	—	—		Fast switching	2
BFX94A	—	—	—	—	30	—	500	62 at 500	—	—	Fast switching		2
BFX95A	—	—	—	—	30	—	500	125 at 500	—	—		Fast switching	2
BFX96A	—	—	—	—	30	—	500	62 at 500	—	—	Fast switching		2
BFX97A	—	—	—	—	30	—	500	125 at 500	—	—		Fast switching	2
BFY56	—	—	—	—	45	—	500	70 at 150	—	—	General purpose		2
BFY56A	—	—	—	—	55	—	500	80 at 150	—	—		General purpose	2

Continued

## Silicon NPN Transistors

Type	Construction	P <sub>c</sub> Max. (mW)	Typical f <sub>T</sub> or f <sub>β</sub> † fab (MHz)	Absolute Max. Ratings				Typical h <sub>FE</sub> at (mA) (or *h <sub>FE</sub> )	Max I <sub>CB0</sub> at V <sub>CB</sub>		Application	Base Ref.
				V <sub>CB0</sub> (V)	V <sub>CEO</sub> (V)	V <sub>EB0</sub> (V)	I <sub>C</sub> (mA)		μA	V		
SGS-ATES (Continued)												
Current Types (Continued)												
BFY72	—	—	—	—	28	—	500	90 at 500	—	—	General purpose switching	2
BSS15 2N5320 } BSS16 2N5321 }	—	—	—	—	75	—	2A	80 at 500	—	—		2
BSS26	—	—	—	—	40	—	1A	45 at 500	—	—	Fast switching	2
BSV59	—	—	—	—	30	—	500	50 at 500	—	—		2
BSV77	—	—	—	—	40	—	1A	50 at 500	—	—	2	
BSV89	—	—	—	—	10	—	100	45 at 100	—	—	2	
BSV90	—	—	—	—	13.5	—	100	55 at 100	—	—	2	
BSV91	—	—	—	—	15	—	100	45 at 100	—	—	2	
BSV92	—	—	—	—	15	—	100	60 at 100	—	—	2	
BSV95	—	—	—	—	50	—	800	50 at 500	—	—	2	
BSX12	—	—	—	—	12	—	1A	60 at 300	—	—	Fast switching	2
BSX26	—	—	—	—	15	—	300	55 at 100	—	—		2
BSX27	—	—	—	—	6	—	30	80 at 10	—	—	2	
BSX28	—	—	—	—	12	—	100	50 at 100	—	—	2	
BSX30	—	—	—	—	30	—	300	63 at 150	—	—	2	
BSX32	—	—	—	—	40	—	500	60 at 1A	—	—	2	
BSX33	—	—	—	—	55	—	500	80 at 150	—	—	General purpose switching	2
BSX39	—	—	—	—	20	—	300	40 at 300	—	—		2
BSX87	—	—	—	—	15	—	500	55 at 10	—	—	Fast switching	2
BSX87A	—	—	—	—	15	—	500	65 at 30	—	—		2
BSX88	—	—	—	—	15	—	100	45 at 10	—	—	General purpose switching	2
BSX88A	—	—	—	—	20	—	100	55 at 100	—	—		2
BSX93	—	—	—	—	15	—	200	80 at 10	—	—	Fast switching	2
2N760A	—	—	—	—	60	—	—	76† at 1	—	—		2
2N929	—	—	—	—	45	—	—	350† at 10	—	—	Low level amplifiers	2
2N930	—	—	—	—	45	—	—	600† at 10	—	—		2
2N2483	—	—	—	—	60	—	—	175† at 1	—	—	Low level amplifiers	2
2N2484	—	—	—	—	60	—	—	250† at 1	—	—		2
2N2586	—	—	—	—	45	—	—	600† at 1	—	—	2	
2N3117	—	—	—	—	60	—	—	400† at 1	—	—	2	
BFX69	—	—	80	—	30	—	500	80 at 150	—	—	General purpose amplifiers	2
BFX69A	—	—	84	—	40	—	500	90 at 150	—	—		2
BFR18	—	—	90	—	55	—	500	90 at 150	—	—	2	
BFS89	—	—	90	—	300	—	100	80 at 50	0.05	300	High voltage	2
BF252	—	—	100	—	30	4	—	30 at 2	—	—	R.F. amps./osc.	21
BFR16	—	—	100	—	60	—	10	350 at 1	—	—	Low level, low noise amps.	2
BFR17	—	—	100	—	60	—	10	530 at 1	—	—		2
BFR19	—	—	100	—	35	—	500	80 at 150	—	—	General purpose amplifiers	2
BFX68	—	—	100	—	50	—	500	130 at 150	—	—		2
BFY50	—	—	100	—	35	—	1A	55 at 150	—	—	Low noise amplifiers	2
BFY76	—	—	100	—	60	—	5	190 at 1	—	—		2
2N3053	—	—	100	—	50	—	—	150 at 150	—	—	High speed switching	2
BFY51	—	—	110	—	30	—	1A	70 at 150	—	—	General purpose amplifiers	2
BFY52	—	—	120	—	20	—	1A	130 at 150	—	—		2
2N3444	—	—	150	—	50	—	—	40 at 500	—	—	High speed switching	2
BCY58	—	—	200	—	32	—	100	520 at 10	—	—	Low level, low noise amps.	2
BCY59	—	—	200	—	45	—	100	520 at 10	—	—		2
BFX94	—	—	250	—	30	—	—	75 at 150	0.01	30	H.F. amplifiers	2
BFX95	—	—	250	—	30	—	—	220 at 150	0.01	30		2
BFX96	—	—	250	—	30	—	—	75 at 150	0.01	30	2	
BFX97	—	—	250	—	30	—	—	220 at 150	0.01	30	2	
BFY74	—	—	360	—	45	—	—	75 at 10	0.01	45	H.F. amplifiers	2
BFY75	—	—	360	—	45	—	—	114 at 10	0.01	45		2
BFX17	—	—	400	—	40	—	—	50 at 500	—	—	2	
BFR97 } 2N3866 }	—	—	500	—	30	—	—	100 at 50	—	—	2	

Continued

Silicon NPN Transistors

Type	Con- struction	P <sub>c</sub> Max. (mW)	Typical f <sub>T</sub> or *f <sub>β</sub> + fab (MHz)	Absolute Max. Ratings				Typical h <sub>FE</sub> at (mA) (or *h <sub>FE</sub> )	Max I <sub>CBO</sub> at V <sub>CB</sub>		Application	Base Ref.	
				V <sub>CB0</sub> (V)	V <sub>CE0</sub> (V)	V <sub>EB0</sub> (V)	I <sub>C</sub> (mA)		μA	V			
BFR98	—	—	500	—	20	—	—	100 at 100	—	—	H.F. amplifiers	2	
2N4427	—	—	—	—	—	—	—	—	—	—		9	
BFX31	—	—	500	—	30	—	—	80 at 4	0.05	30		9	
BFX18	—	—	550	—	30	—	—	80 at 4	0.05	30		9	
BFX19	—	—	550	—	30	—	—	75 at 2.5	0.05	30		9	
BFX20	—	—	550	—	30	—	—	75 at 2.5	0.05	30		9	
BFX21	—	—	550	—	30	—	—	70 at 2.5	0.05	30		9	
BFW63	—	—	600	—	30	—	—	70 at 4	—	—		21	
BFW64	—	—	650	—	30	—	—	70 at 4	—	—		21	
BFW70	—	—	900	—	30	—	—	75 at 10	—	—		21	
BFX73	—	—	900	—	15	—	—	50 at 3	0.01	15		9	
BFR36	—	—	1,300	—	30	—	—	95 at 150	—	—		2	
BFR37	—	—	1,400	—	30	—	—	150 at 10	—	—		21	
BF167	—	150	600	—	30	4	—	45 at 4	—	—		A.G.C. I.F. amplifiers	21
BF251	—	150	600	—	30	4	—	80 at 4	—	—			21
BF222	—	175	400	—	40	4	—	60 at 2	—	—	F.M. tuners	9	
BF166	—	175	500	—	40	3	—	50 at 2.5	—	—	V.H.F. a.g.c. amplifiers	9	
BF161	—	175	550	—	50	4	—	60 at 3	—	—	U.H.F. mixer/osc.	9	
BF173	—	175	1,000	—	25	4	—	115 at 7	—	—	I.F. vision output	21	
BC113	—	200	—	30	—	—	50	600 at 1	—	—	Pre-amplifiers	64	
BC114	—	200	—	30	—	—	50	600 at 1	—	—	Low noise pre-amplifiers	64	
BC207	—	200	—	50	—	—	100	280 at 2	—	—	Audio drivers	64	
BC208	—	200	—	25	—	—	100	455 at 2	—	—	Low voltage	64	
BC209	—	200	—	25	—	—	100	500 at 2	—	—	Low noise hi-fi	64	
2N918	—	200	60	—	15	—	—	—	—	—	R.F. I.F. amps./osc.	9	
2N4135	—	200	60	—	30	—	—	—	—	—		9	
BF454	—	200	400	—	25	4	—	90 at 1	—	—	A.M./F.M. I.F. amplifiers	49	
BF455	—	200	400	—	25	4	—	65 at 1	—	—	A.M./F.M. I.F. pre-amplifiers	49	
2N4134	—	200	450	—	30	—	—	—	—	—	R.F. I.F. amps./osc.	9	
BF233	—	200	500	—	30	4	—	—	—	—	A.M./F.M. amplifiers	49	
BF155	—	200	600	—	40	3	—	70 at 2.5	—	—	U.H.F. amps./osc.	9	
BF160	—	200	600	—	12	2	—	50 at 3	—	—	A.M./F.M. I.F. amplifiers	64	
BF273	—	200	600	—	20	4	—	95 at 1	—	—	A.M./F.M. amplifiers	49	
BF274	—	200	700	—	20	4	—	170 at 1	—	—	A.M./F.M. I.F. amplifiers	49	
BF158	—	200	800	—	12	2	—	50 at 5	—	—	TV I.F. amplifiers	64	
BF288	—	250	500	—	40	4	—	90 at 1	—	—	A.M./F.M. I.F. amplifiers	21	
BF287	—	250	700	—	40	4	—	60 at 2	—	—	A.M./F.M. amplifiers	21	
BF271	—	250	900	—	25	4	—	75 at 10	—	—	I.F. vision output	21	
BC107	—	300	—	50	—	—	100	280 at 2	—	—	Audio driver	2	
BC108	—	300	—	30	—	—	100	455 at 2	—	—	Low voltage	2	
BC109	—	300	—	30	—	—	100	500 at 2	—	—	Low noise hi-fi	2	
BC115	—	300	—	40	—	—	200	250 at 10	—	—	Audio driver	64	
BC125	—	300	—	50	—	—	500	60 at 150	—	—		64	
2N707	—	300	—	25	—	—	—	—	—	—	R.F. I.F. amps./osc.	2	
2N706	—	300	200	—	20	—	—	20† at 10	—	—	H.S. saturated switching	2	
2N2205	—	300	200	—	12	—	—	20† at 10	—	—		2	
2N743	—	300	280	—	12	—	—	40 at 10	—	—		2	
2N744	—	300	280	—	12	—	—	80 at 10	—	—		2	
2N708	—	300	300	—	15	—	—	75 at 10	—	—		2	
2N834	—	300	350	—	10	—	—	25† at 10	—	—		2	
2N709	—	300	600	—	6	—	—	70 at 10	—	—		2	
2N915	—	360	250	—	50	—	—	125 at 10	—	—		General purpose amplifiers	2
2N3301	—	360	250	—	30	—	—	80 at 150	—	—			2
2N3302	—	360	250	—	30	—	—	200 at 150	—	—			2

Continued

## Silicon NPN Transistors

Type	Con- struction	P <sub>c</sub> Max. (mW)	Typical T <sub>j</sub> or *f <sub>i</sub> † f <sub>β</sub> (MHz)	Absolute Max. Ratings				Typical h <sub>FE</sub> at (mA) (or *h <sub>fe</sub> )	Max I <sub>CBO</sub> at V <sub>CB</sub>		Application	Base Ref.
				V <sub>CB0</sub> (V)	V <sub>CEO</sub> (V)	V <sub>EB0</sub> (V)	I <sub>C</sub> (mA)		μA	V		
2N914	—	360	300	—	15	—	—	75 at 10	—	—	High speed switching	2
2N916	—	360	300	—	25	—	—	150 at 10	—	—	General purpose amplifiers	2
2N4013	—	360	300	—	30	—	—	105 at 100	—	—	General purpose amplifiers	2
2N4014	—	360	300	—	50	—	—	105 at 100	—	—		2
2N3013	—	360	350	—	40	—	—	75 at 30	—	—	High speed saturated switching	2
2N2368	—	360	400	—	15	—	—	40 at 10	—	—		2
2N834A	—	360	500	—	15	—	—	251 at 10	—	—	2	
2N2369	—	360	500	—	15	—	—	80 at 10	—	—	2	
2N2369A	—	360	500	—	15	—	—	80 at 10	—	—	2	
2N709A	—	360	800	—	6	—	—	60 at 10	—	—	2	
BC377	—	375	—	50	—	—	1A	172 at 100	—	—	Audio driver	2
BC378	—	375	—	30	—	—	1A	172 at 100	—	—		2
BC394	—	400	—	120	120	—	200	90 at 10	—	—	Video amplifiers	2
2N718	—	400	50	—	28	—	—	80 at 150	—	—	General purpose amplifiers	2
2N718A	—	500	60	—	50	—	—	80 at 150	—	—		2
2N956	—	500	70	—	32	—	—	200 at 150	—	—	General purpose amplifiers	2
2N2221	—	500	250	—	30	—	—	80 at 150	—	—		2
2N2221A	—	500	250	—	40	—	—	80 at 150	—	—	2	
2N2222	—	500	250	—	30	—	—	200 at 150	—	—	2	
2N2222A	—	500	300	—	40	—	—	200 at 150	—	—	2	
2N2475	—	500	600	—	6	—	—	90 at 20	—	—	High speed switching	2
2N1990	—	600	—	—	60	—	—	201 at 30	—	—	General purpose amplifiers	2
2N696	—	600	40	—	40	—	—	40 at 150	—	—		2
2N1986	—	600	40	—	25	—	—	150 at 150	—	—	General purpose amplifiers	2
2N1987	—	600	40	—	25	—	—	50 at 150	—	—		2
2N697	—	600	50	—	40	—	—	80 at 150	—	—	2	
2N699	—	600	50	—	80	—	—	80 at 150	—	—	2	
2N1420	—	600	50	—	28	—	—	200 at 150	—	—	High speed saturated switching	2
2N3303	—	600	450	—	12	—	—	75 at 300	—	—		2
2N3426	—	600	450	—	12	—	—	75 at 300	—	—	2	
BC119	—	800	—	60	—	—	1A	80 at 150	—	—	Audio output	2
BC120	—	800	—	60	—	—	1A	201 at 150	—	—		2
BC140	—	800	—	80	—	—	1A	140 at 100	—	—	General purpose	2
BC141	—	800	—	100	—	—	1A	140 at 100	—	—		2
BC288	—	800	—	80	—	—	2A	115 at 2A	—	—	Audio output	2
BC323	—	800	—	100	60	—	5A	160 at 500	—	—	TV frame output	2
2N698	—	800	40	—	60	—	—	40 at 150	—	—	General purpose amplifiers	2
2N1893	—	800	50	—	80	—	—	80 at 150	—	—		2
2N2049	—	800	50	—	50	—	—	200 at 150	—	—	2	
2N1890	—	800	60	—	60	—	—	200 at 150	—	—	2	
2N2297	—	800	60	—	35	—	—	80 at 150	—	—	2	
2N3108	—	800	60	—	60	—	—	80 at 150	—	—	2	
2N3110	—	800	60	—	40	—	—	80 at 150	—	—	2	
2N657	—	800	70	—	100	—	—	80 at 200	—	—	2	
2N1711	—	800	70	—	50	—	—	200 at 150	—	—	General purpose amplifiers	2
2N1889	—	800	70	—	60	—	—	80 at 150	—	—		2
2N3107	—	800	70	—	60	—	—	200 at 150	—	—	2	
2N3109	—	800	70	—	40	—	—	200 at 150	—	—	2	
2N1613	—	800	80	—	50	—	—	80 at 150	—	—	2	
2N3020	—	800	80	—	80	—	—	80 at 150	—	—	2	
2N3019	—	800	100	—	80	—	—	200 at 150	—	—	2	
2N2218	—	800	250	—	30	—	—	80 at 150	—	—	2	
2N2218A	—	800	250	—	40	—	—	80 at 150	—	—	2	
2N2219	—	800	250	—	30	—	—	200 at 150	—	—	2	
2N3299	—	800	250	—	30	—	—	80 at 150	—	—	2	
2N3300	—	800	250	—	30	—	—	200 at 150	—	—	2	
2N4046	—	800	250	—	30	—	—	95 at 100	—	—	High speed saturated switching	2
2N4047	—	800	250	—	50	—	—	95 at 100	—	—		2
2N2219A	—	800	300	—	40	—	—	200 at 150	—	—	General purpose	2

Continued

Silicon NPN Transistors

Type	Con- struction	P <sub>c</sub> Max. (mW)	Typical f <sub>T</sub> or *f <sub>β</sub> † fab (MHz)	Absolute Max. Ratings				Typical h <sub>FE</sub> at (mA) (or *h <sub>FE</sub> )	Max I <sub>CBO</sub> at V <sub>CB</sub>		Application	Base Ref.
				V <sub>CB0</sub> (V)	V <sub>CEO</sub> (V)	V <sub>EBO</sub> (V)	I <sub>C</sub> (mA)		μA	V		

SGS-ATES (Continued)

Current Types (Continued)

2N3724	—	800	300	—	30	—	—	105 at 100	—	—	High speed saturated switching	2
2N3725	—	800	300	—	50	—	—	105 at 100	—	—		2
BC300	—	850	—	120	—	—	1A	140 at 150	—	—	Audio driver	2
BC301	—	850	—	90	—	—	1A	140 at 150	—	—		2
BC302	—	850	—	60	—	—	1A	140 at 150	—	—	2	
2N699B	—	870	60	—	80	—	—	80 at 150	—	—	2	
BC440	—	1W	—	50	—	—	2A	145 at 500	—	—	General purpose	2
BC441	—	1W	—	75	—	—	2A	145 at 500	—	—		2
BF257	—	1W	—	160	160	—	200	83 at 30	—	—	Video output	2
BF258	—	1W	—	250	250	—	200	83 at 30	—	—		2
BF259	—	1W	—	300	300	—	200	83 at 30	—	—	2	
2N3253	—	1W	175	—	40	—	—	25† at 150	—	—	High speed switching	2
2N5109	—	2.5W	200	—	20	—	—	—	—	—	R.F. amps./osc.	2
BUY47	P	7W	90	150	120	—	10A	130 at 2A	—	—	High voltage switching	2
BUY48	P	7W	90	200	170	—	10A	130 at 2A	—	—		2
BU125	P	7W	100	130	60	—	5A	70 at 5A	—	—	TV line output	2
BUY68	P	7W	100	100	60	—	5A	70 at 5A	—	—	General purpose	2
BUY24	P	15W	100	120	60	—	5A	40 at 5A	—	—	Power switching	1
BD215	tDM	21.5W	—	500	300	—	500	150 at 500	—	—	1	
BD216	tDM	21.5W	—	300	200*	—	1A	95 at 100	—	—	Audio amplifiers	1
BD162	H	23W	—	40	20	—	4A	110 at 500	—	—		1
BD163	H	23W	—	60	50	—	4A	102 at 500	—	—	1	
BUY46	H	24W	—	90	55	—	4A	62 at 500	—	—	1	
BD375	P	25W	—	50	45	—	2A	90 at 1A	—	—	Switching	51
BD377	P	25W	—	75	60	—	2A	90 at 1A	—	—		51
BD379	P	25W	—	100	80	—	2A	100 at 500	—	—	51	
BD117	P	30W	50	100	60	—	5A	70 at 5A	—	—	1	
BD281	E	36W	—	22	22	—	4A	40† at 3A	—	—	Audio amplifiers	51
BD283	E	36W	—	32	32	—	4A	30† at 3A	—	—		51
BD285	E	36W	—	45	45	—	4A	20† at 3A	—	—	51	
BD433	E	36W	—	22	22	—	4A	40† at 3A	—	—	51	
BUY18	P	62W	50	300	150	—	10A	30† at 1A	—	—	Switching	1
BU127	P	62W	70	200	120	—	10A	25 at 7A	—	—	General purpose	1
BU102	P	62W	80	400	150	—	7A	25 at 7A	—	—	TV line	1
BU128	P	62W	80	300	200	—	10A	25 at 7A	—	—	General purpose	1
BD111A	P	62W	100	60	60	—	10A	40 at 5A	—	—	TV frame	1
BU100A	P	62W	100	150	100	—	10A	40 at 5A	—	—	TV line	1
BD663A	H	75W	—	—	40	—	10A	10† at 4A	—	—	General purpose	52
BD663B	H	75W	—	—	40	—	10A	10† at 4A	—	—		52
BDX70	H	75W	—	70	60	—	10A	50 at 4A	—	—	General purpose	52
2N6098												
BDX71	H	75W	—	70	60	—	10A	50 at 4A	—	—	52	
2N6099	H	75W	—	80	70	—	10A	50 at 5A	—	—	52	
BDX72												
2N6100	H	75W	—	80	70	—	10A	50 at 5A	—	—	52	
BDX73												
2N6101	H	75W	—	80	70	—	10A	50 at 5A	—	—	52	
BD120	tDM	100W	—	400	200	—	15A	65 at 1A	—	—	Choppers	1
BD121	tDM	100W	—	400	—	—	15A	60 at 1A	—	—	TV line	1
BD122	tDM	100W	—	330	—	—	10A	—	—	—		1
BDX12	H	100W	—	140	120	—	5A	45 at 2A	—	—	Switching	1
2N4347												
BD141	H	117W	—	140	120	—	8A	45 at 2A	—	—	Audio amplifiers	1
BD142	H	117W	—	50	45	—	15A	86 at 4A	—	—		1
BDX10	H	117W	—	100	60	—	15A	45 at 4A	—	—	General purpose	1
2N3055												
BDX11	H	117W	—	160	140	—	10A	45 at 3A	—	—	Switching	1
2N3442												
BDX13	H	117W	—	50	40	—	15A	37 at 8A	—	—	Audio amplifiers	1
40251												

Continued

Silicon NPN Transistors

Type	Construction	P <sub>c</sub> Max. (mW)	Typical $f_T$ or $f_{\beta}$ † (MHz)	Absolute Max. Ratings				Typical $h_{FE}$ at (mA) (or $\beta_{hfe}$ )	Max $I_{CBO}$ at $V_{CB}$		Application	Base Ref.
				$V_{CBO}$ (V)	$V_{CEO}$ (V)	$V_{EBO}$ (V)	$I_C$ (mA)		$\mu A$	V		

SGS-ATES (Continued)

Current Types (Continued)

BDX23 } 40636	H	117W	—	—	95	—	15A	135 at 500	—	—	Audio amplifiers	1
2N3055C	H	117W	—	80	60	—	15A	86 at 4A	—	—		1
BDX80 } 2N3055U	H	150W	—	100	80	—	15A	45 at 4A	—	—	General purpose	1
BDX81 } 2N3055V	H	150W	—	80	60	—	20A	45 at 4A	—	—		1

† Minimum value

TEXAS

Current Types

BD150A	—	—	—	300	220	6	500	20† at 40	—	—	Line drivers	2
BD150B	—	—	—	250	150	6	500	20† at 40	—	—		2
BD150C	—	—	—	200	150	6	500	20† at 40	—	—		2
2N3634	—	—	—	140	140	5	1A	100 at 50	—	—	High voltage amplifiers	2
2N3635	—	—	—	140	140	5	1A	200 at 300	—	—		2
2N3636	—	—	—	175	175	5	1A	100 at 50	—	—		2
2N3637	—	—	—	175	175	5	1A	200 at 300	—	—	2	
BC142	—	—	40	80	60	5	800	20† at 200	—	—	High current amplifiers	2
BFT54	—	—	50	60	30	6	1A	40† at 150	—	—		2
BFT55	—	—	50	40	20	6	1A	60† at 150	—	—		2
BFT53	—	—	60	80	35	6	1A	30† at 150	—	—	2	
BF336	—	—	80	185	180	5	100	20† at 30	—	—	High voltage amplifiers	2
BF337	—	—	80	250	200	5	100	20† at 30	—	—		2
BF338	—	—	80	300	225	5	100	20† at 30	—	—		2
2N4107	—	—	90	60	60	10	50	500† at 1	—	—	General purpose	2
BC312	—	—	100	100	100	5	150	40† at 1	—	—	High voltage amplifiers	2
BFT29	—	—	100	90	80	5	1A	150 at 100	—	—	High current amplifiers	2
BFT30	—	—	100	70	60	5	1A	162 at 100	—	—		2
BFT31	—	—	100	60	50	5	1A	200 at 100	—	—		2
BFT32	—	—	100	80	60	5	3A	175 at 150	—	—	High current amps. & switches	2
BFT33	—	—	100	100	80	5	3A	150 at 150	—	—		2
BFT34	—	—	100	120	100	5	3A	125 at 150	—	—		2
BFT39	—	—	100	90	80	5	1A	150 at 100	—	—	High current amplifiers	2
BFT40	—	—	100	70	60	5	1A	162 at 100	—	—		2
BFT41	—	—	100	60	50	5	1A	200 at 100	—	—		2
BFT57	—	—	110	160	160	5	200	25† at 30	—	—	High voltage amplifiers	2
BFT58	—	—	110	250	250	5	200	25† at 30	—	—		2
BFT59	—	—	110	300	300	5	200	25† at 30	—	—		2
BC300	—	—	120	120	80	7	1A	140 at 150	—	—	High current amplifiers	2
BC301	—	—	120	90	60	7	1A	140 at 150	—	—		2
BC302	—	—	120	60	45	7	1A	140 at 150	—	—		2
BF177	—	—	120	115	60	5	100	20† at 15	—	—	High voltage amplifiers	2
BF178	—	—	120	160	115	5	100	20† at 20	—	—		2
BF179	—	—	120	250	115	5	100	20† at 20	—	—		2
BCW34	—	—	150	60	45	5	600	100† at 10	—	—	Low level amplifiers	2
2N4252	—	—	600	30	18	4	50	50† at 2	—	—	H.F.	9
2N5253	—	—	600	30	18	4	50	90 at 2	—	—		9
TIS62	P	200	—	30	12	3	30	20† at 4	0.1	10	A.M./F.M. receivers	24
TIS63	P	200	—	30	12	3	30	20† at 4	0.1	10		24
TIS64	P	200	—	30	12	3	30	20† at 4	0.1	10		24
2N3114	P	200	—	150	150	5	200	75 at 30	0.01	100	V.H.F. amplifiers	2
2N3570	PE	200	—	30	15	3	50	85 at 5	0.01	6	U.H.F./V.H.F.	20
2N3571	PE	200	—	25	15	3	50	110 at 5	0.01	6		20
2N3572	PE	200	—	25	13	3	50	160 at 5	0.01	6		20
2N3826	P	200	—	60	45	4	30	100 at 10	0.1	30	A.M./F.M.	24
2N3827	P	200	—	60	45	4	30	250 at 30	0.1	30		24
2N3832	PE	200	—	15	6	4	35	75 at 2	—	—		High speed switching
2N918	PE	200	600	30	15	3	50	20† at 3	—	—	H.F. amplifiers	20

Continued

Silicon NPN Transistors

Type	Construction	P <sub>c</sub> Max. (mW)	Typical f <sub>T</sub> or *f <sub>1</sub> † fab (MHz)	Absolute Max. Ratings				Typical h <sub>FE</sub> at (mA) (or *h <sub>fe</sub> )	Max I <sub>CBO</sub> at V <sub>CB</sub>		Application	Base Ref.
				V <sub>CBO</sub> (V)	V <sub>CEO</sub> (V)	V <sub>EB0</sub> (V)	I <sub>C</sub> (mA)		μA	V		
2N2865	PE	200	600	25	3	3	50	20† at 4	—	—	H.F. amplifiers	2
TIS84	P	250	—	40	30	4	50	30† at 4	0.05	10	Tuner R.F. amplifiers	24
TIS85	P	250	—	40	30	4	50	25† at 4	0.05	10	I.F. amplifiers	24
2N3707	P	250	—	30	30	6	30	250 at 0.1	0.1	20	Low noise amplifiers	24
2N3708	P	250	—	30	30	6	30	358 at 1	0.1	20	General purpose	24
2N3709	P	250	—	30	30	6	30	105 at 1	0.1	20		24
2N3710	P	250	—	30	30	6	30	210 at 1	0.1	20		24
2N3711	P	250	—	30	30	6	30	420 at 1	0.1	20		24
BF595	—	250	200	30	20	—	30	80 at 1	—	—		I.F. amplifiers
2N3825	PE	250	200	30	15	4	100	20† at 2	0.1	15	A.M. receivers	24
BF594	—	250	260	30	20	—	30	142 at 1	—	—	I.F. amplifiers	24
TIS60	PE	300	—	40	25	5	400	160 at 50	0.1	20	General purpose	24
TIS60M	PE	300	—	40	25	5	400	160 at 50	0.1	20		24
2N4010	P	300	—	60	60	10	50	500† at 1	0.01	45		2
2N2432	PE	300	20	30	30	15	100	50† at 1	—	—	Choppers	2
2N929	P	300	30	45	45	5	30	40† at 0.01	—	—	Low level, low noise amps.	2
2N930	P	300	30	45	45	5	30	100† at 0.01	—	—		2
2S501	P	300	30	25	25	5	30	40† at 0.01	—	—		2
2S502	P	300	30	25	25	5	30	100† at 0.01	—	—		2
2S503	P	300	30	25	25	5	30	180† at 0.01	—	—		2
BC182	PE	300	150	60	50	5	200	290 at 2	0.015	50	Low level amplifiers	2
BC183	PE	300	150	45	30	5	200	475 at 2	0.015	30		2
BC184	PE	300	150	45	30	5	200	250† at 2	0.015	30		2
BC107	PE	300	225	45	45	5	100	310 at 2	0.015	45		2
BC108	PE	300	225	20	20	5	100	310 at 2	0.015	20		2
BC109	PE	300	225	20	20	5	100	570 at 2	0.015	20	2	
2N3117	P	360	—	60	60	6	50	400† at 1	0.01	45	Low level, low noise amps.	2
2N2483	P	360	—	60	60	6	50	175† at 1	0.01	45		2
2N2484	P	360	—	60	60	6	50	250† at 1	0.01	45		2
2N5399	PE	360	—	25	15	2	100	60 at 15	0.01	15	V.H.F./U.H.F. amplifiers	2
BF237	PE	360	80	45	30	4	30	30† at 1	0.1	20	General purpose	24
BF238	PE	360	80	45	30	4	30	70† at 1	0.1	20		24
2N3704	PE	360	100	50	30	5	800	200 at 50	0.1	20	Audio amplifiers	24
2N3705	PE	360	100	50	30	5	800	100 at 50	0.1	20		24
2N3706	PE	360	100	40	20	5	800	315 at 50	0.1	20		24
BF596	—	360	400	40	30	—	30	26† at 4	—	—	Video I.F. amplifiers	24
BF597	—	360	550	40	25	—	30	38† at 7	—	—		24
TIS86	PE	400	—	30	30	4	50	120 at 4	0.1	15	Mixer	24
TIS87	PE	400	—	45	45	4	50	90 at 12	0.1	15	I.F. amplifier	24
2N717	DDP	400	30	60	40	5	—	40 at 150	1	30	Amps./osc.	2
2N718	DDP	400	30	60	40	5	—	80 at 150	1	30		2
2N719	DDP	400	30	120	80	5	—	40 at 150	2	60		2
2N720	DDP	400	30	120	80	5	—	80 at 150	2	60		2
2S731	P	400	30	30	30	3	50	20*† at 5	—	—		2
2S732	P	400	30	30	30	3	50	40*† at 5	—	—	H.F. amplifiers	2
2S733	P	400	30	30	30	3	50	80*† at 5	—	—		2
2S102	P	400	150	60	60	4.5	50	20*† at 5	—	—		2
2S103	P	400	150	60	60	4.5	50	40*† at 5	—	—		2
2S104	P	400	150	60	60	4.5	50	80*† at 5	—	—		2
BFW31	PE	500	—	50	30	5	700	270* at 10	0.5	30	General purpose	2
2N720A	DDP	500	30	120	100	7	—	80 at 150	0.01	90		2
2N731	DDP	500	30	60	40	5	1A	80 at 150	1	30	Amps./osc.	2
2N870	DDP	500	30	100	80	7	—	80 at 150	0.01	75		2
2N871	DDP	500	30	100	80	7	—	200 at 150	0.01	75		2
2N956	DDP	500	30	75	50	7	—	200 at 150	0.01	60		2
2N2220	PE	500	250	60	30	5	800	20† at 150	—	—		H.F. medium power
2N2221A	PE	500	250	60	30	5	800	40† at 150	—	—	2	
2N2222	PE	500	250	60	30	5	800	100† at 150	—	—	2	
2N2539	PE	500	250	60	30	5	800	50*† at 150	—	—	2	
2N2540	PE	500	250	60	30	5	800	100*† at 150	—	—	2	

Continued



Silicon NPN Transistors

Type	Construction	P <sub>c</sub> Max. (mW)	Typical f <sub>T</sub> or *f <sub>β</sub> † f <sub>β</sub> (MHz)	Absolute Max. Ratings				Typical h <sub>FE</sub> at (mA) (or *h <sub>FE</sub> )	Max V <sub>CB0</sub> at V <sub>CB</sub>		Application	Base Ref.
				V <sub>CB0</sub> (V)	V <sub>CE0</sub> (V)	V <sub>EB0</sub> (V)	I <sub>C</sub> (mA)		μA	V		
<b>TEXAS (Continued)</b>												
<i>Current Types (Continued)</i>												
2N2222A	PE	500	300	75	40	6	800	200 at 150	0.01	60	General purpose	2
2N3303	PE	600	—	25	12	4	1A	75 at 300	—	—	Fast switching	2
2N699	DDP	600	30	120	80	5	—	80 at 150	2	60	Amps./osc.	2
2N1420	DDP	600	30	60	30	5	1A	200 at 150	1	30		2
2N696	P	600	40	60	40	5	500	20† at 150	—	—	Medium power	2
2N697	P	600	50	60	40	5	500	40 at 150	—	—		2
TIS90	PE	625	—	40	40	5	400	160 at 50	0.1	20	General purpose	24
TIS90M	PE	625	—	40	40	5	400	160 at 50	0.1	20		24
TIS92	PE	625	—	40	40	5	400	160 at 50	0.1	20		24
TIS92M	PE	625	—	40	40	5	400	160 at 50	0.1	20		24
BSS34	—	625	90	100	80	—	200	50† at 10	—	—	Indicator tube driver	24
BSS35	—	625	90	120	100	—	200	40† at 10	—	—		24
BFY50	PE	800	—	80	80	6	1A	—	0.05	60	General purpose	2
BFY51	PE	800	—	60	60	6	1A	—	0.05	40		2
BFY52	PE	800	—	40	40	6	1A	—	0.05	30		2
2N3036	PE	800	—	120	80	7	1.2A	100 at 150	0.01	60	General purpose	2
2N3418	PE	800	—	85	60	8	3A	40 at 1A	—	—		2
2N3419	PE	800	—	125	80	8	3A	40 at 1A	—	—		2
2N3420	PE	800	—	85	60	8	3A	80 at 1A	—	—		2
2N3421	PE	800	—	125	80	8	3A	80 at 1A	—	—	2	
2N3724	PE	800	—	50	30	6	500	35† at 500	1.7	40	High speed switching	2
2N3725	PE	800	—	80	50	6	500	35† at 500	1.7	40		2
2N1714	tDM	800	16	—	60	6	750	40 at 200	—	—	H.F.	2
2N1715	tDM	800	16	—	100	6	750	40 at 200	—	—		2
2N1716	tDM	800	16	—	60	6	750	80 at 200	—	—		2
2N1717	tDM	800	16	—	100	6	750	80 at 200	—	—		2
2N1718	tDM	800	16	—	60	6	750	40 at 200	—	—		16
2N1719	tDM	800	16	—	100	6	750	40 at 200	—	—		16
2N1720	tDM	800	16	—	60	6	750	80 at 200	—	—		16
2N1721	tDM	800	16	—	100	6	750	80 at 200	—	—		16
2N698	P	800	40	120	80	7	500	20† at 150	—	—	Medium power	2
2N1507	DDP	800	50	60	30	5	1A	100† at 150	—	—		2
2N1889	DDP	800	50	100	60	7	500	40† at 150	—	—	2	
2N1893	DDP	800	50	120	80	7	500	40† at 150	—	—	2	
2N2192	PE	800	50	60	40	5	1A	100† at 150	—	—	Medium power	2
2N2192A	PE	800	50	60	40	5	1A	100† at 150	—	—		2
2N2193	PE	800	50	80	50	8	1A	40† at 150	—	—		2
2N2193A	PE	800	50	80	50	8	1A	40† at 150	—	—		2
2N2194	PE	800	50	60	40	5	1A	20† at 150	—	—		2
2N2194A	PE	800	50	60	40	5	1A	20† at 150	—	—		2
2N2243	PE	800	50	120	80	7	1A	20† at 150	—	—		2
2N2243A	PE	800	50	120	80	7	1A	40† at 150	—	—		2
2N3036	PE	800	50	120	80	7	1.2A	50† at 150	—	—	2	
2N1813	DDP	800	60	75	50	7	500	40† at 150	—	—	Medium power	2
2N1890	DDP	800	60	100	60	7	500	100† at 150	—	—		2
2N1711	DDP	800	60	75	50	7	1A	100† at 150	—	—	2	
BFR39	—	800	100	90	80	—	1A	30† at 150	—	—	General purpose	24
BFR40	—	800	100	70	60	—	1A	40† at 150	—	—		24
BFR41	—	800	100	60	50	—	1A	60† at 150	—	—		24
BF257	PE	800	110	160	160	5	100	25† at 30	0.05	100	Video amplifiers	2
BF258	PE	800	110	250	250	5	100	25† at 30	0.05	200		2
BF259	PE	800	110	300	300	5	100	25† at 30	0.05	250		2
BFR86	—	800	130	120	120	—	400	20† at 30	—	—	Video output	24
BFR87	—	800	130	160	160	—	400	20† at 30	—	—		24
BFR88	—	800	130	250	250	—	400	20† at 30	—	—		24
BFR89	—	800	130	300	300	—	400	20† at 30	—	—		24
2N2217	PE	800	250	60	30	5	800	20† at 150	—	—	H.F.	2
2N2218	PE	800	250	60	30	5	800	40† at 150	—	—		2
2N2218A	PE	800	250	75	40	6	800	80 at 150	0.01	60		2
2N2219	PE	800	250	60	30	5	800	100† at 150	—	—		2
2N2219A	PE	800	250	75	40	6	800	200 at 150	0.01	60	2	

Continued

Silicon NPN Transistors

Type	Con- struction	P <sub>c</sub> Max. (mW)	Typical f <sub>T</sub> or %f <sub>1</sub> † fab (MHz)	Absolute Max. Ratings				Typical h <sub>FE</sub> at (mA) (or %h <sub>FE</sub> )	Max I <sub>CBO</sub> at V <sub>CB</sub>		Application	Base Ref.
				V <sub>CB0</sub> (V)	V <sub>CE0</sub> (V)	V <sub>EB0</sub> (V)	I <sub>C</sub> (mA)		μA	V		
2N2537	PE	800	250	60	30	5	800	50† at 150	—	—	H.F.	2
2N2538	PE	800	250	60	30	5	800	100† at 150	—	—		2
2N2883	PE	800	500	40	20	4	300	20† at 100	—	—	U.H.F./V.H.F. amps./ osc.	2
2N2884	PE	800	500	40	20	4	300	20† at 100	—	—		2
2N3275A	PE	1W	—	80	50	6	1.2A	35† at 500	0.5	60	High speed switching	2
2N3830	PE	1W	—	80	50	5	1.2A	30† at 500	—	—		2
2N3831	PE	1W	—	70	40	5	1.2A	35† at 500	—	—	2	
2N5058	PE	1W	—	300	300	7	150	90 at 30	0.05	100	TV line scan	2
2N5059	PE	1W	—	250	250	6	150	90 at 30	0.05	100		2
2N3444	PE	1W	150	80	50	5	1A	40 at 500	0.5	60	High speed switching	2
2N3253	PE	1W	175	75	40	5	1A	50 at 500	0.5	60		2
2N3252	PE	1W	200	60	30	5	1A	60 at 500	0.5	40	High speed switching	2
2N5413	PE	1W	250	60	40	6	2A	60 at 2A	1	40		2
2N5414	PE	1W	250	80	50	6	2A	60 at 2A	1	40	2	
2N3996	PE	2W	—	100	80	8	5A	80 at 1A	—	—	High speed power switching	26
2N3997	PE	2W	—	100	80	8	5A	160 at 1A	—	—		26
2N3998	PE	2W	—	100	80	8	5A	80 at 1A	—	—	25	
2N3999	PE	2W	—	100	80	8	5A	160 at 1A	—	—	25	
TIP29	D	2W	3	40	40	5	1A	120 at 200	—	—	General purpose	51
TIP29A	D	2W	3	60	60	5	1A	120 at 200	—	—		51
TIP31	D	2W	3	40	40	5	3A	60 at 1A	—	—	General purpose	51
TIP31A	D	2W	3	60	60	5	3A	60 at 1A	—	—		51
2N4301	PE	3.5W	—	100	80	8	10A	75 at 5A	—	—	Power amplifiers	27
TIP33	D	3.5W	3	40	40	5	10A	75 at 1A	—	—	General purpose	51
TIP33A	D	3.5W	3	60	60	5	10A	75 at 1A	—	—		51
TIP35	D	3.5W	3	40	40	5	25A	60 at 5A	—	—	General purpose	51
TIP35A	D	3.5W	3	60	60	5	25A	60 at 5A	—	—		51
2N5387	tDM	3.5W	15†	200	200	10	7.5A	60 at 2A	—	—	Power amplifiers	27
2N5388	tDM	3.5W	15†	250	250	10	7.5A	60 at 2A	—	—		27
2N5389	tDM	3.5W	15†	300	300	10	7.5A	60 at 2A	—	—	27	
TIP541	—	4W	—	—	45	—	2A	120 at 1A	—	—	General purpose	2
2N4002	PE	4W	—	100	80	8	30A	50 at 15A	—	—	Power amps & switching	27
2N4003	PE	4W	—	120	100	8	30A	50 at 15A	—	—		27
2N3713	DM	4W	0.03†	80	60	7	10A	50 at 1A	—	—	Power amps & switching	1
2N3714	DM	4W	0.03†	100	80	7	10A	50 at 1A	—	—		1
2N3715	DM	4W	0.03†	80	60	7	10A	100 at 1A	—	—	Power amps & switching	1
2N3716	DM	4W	0.03†	100	80	7	10A	100 at 1A	—	—		1
2S033	tDM	4W	25	100	75	8	3A	65 at 1A	2	80	High level amps & switching	1
2S034	tDM	4W	25	100	75	8	3A	130 at 1A	2	80		1
2S035	tDM	4W	25	150	100	8	3A	65 at 1A	2	120	High level amps & switching	1
2S036	tDM	4W	25	150	100	8	3A	130 at 1A	2	120		1
BFX34T	PE	5W	70	120	60	—	5A	95 at 2A	—	—	General purpose	2
TIP501	—	6W	—	—	40	—	3A	102 at 1A	—	—		2
TIP502	—	6W	—	—	60	—	3A	102 at 1A	—	—	2	
BC429	—	6W	100	45	45	5	1A	105 at 150	—	—	General purpose	65
BC429A	—	6W	100	60	60	5	1A	105 at 150	—	—		65
BD135	—	6.5W	50	45	45	5	1.5A	145 at 150	—	—	General purpose	65
BD137	—	6.5W	50	60	60	5	1.5A	100 at 150	—	—		65
BD139	—	6.5W	50	80	80	5	1.5A	100 at 150	—	—	General purpose	65
2N5148	—	7W	—	—	80	—	2A	60 at 1A	—	—		2
2N5150	—	7W	—	—	80	—	2A	135 at 1A	—	—	2	
BF456	—	7W	65	160	160	5.5	100	40† at 30	—	—	General purpose	65
BF457	—	8W	90	160	160	5	100	25† at 30	—	—		65
BF458	—	8W	90	250	250	5	100	25† at 30	—	—	General purpose	65
BF459	—	8W	90	300	300	5	100	25† at 30	—	—		65
BU105	tD	10W	1.1	1,500	—	—	2.5A	—	—	—	High voltage	1
2N5152	—	11.7W	—	—	80	—	2A	60 at 2.5A	—	—	General purpose	2
2N5154	—	11.7W	—	—	80	—	2A	135 at 2.5A	—	—		2
BU108	tD	12.5W	1.2	1,500	—	—	5A	—	—	—	High voltage	1
2N4300	tD	15W	—	—	30	—	2A	75 at 1A	—	—	General purpose	2
BDY65	tD	15W	30	150	100	—	1A	175 at 200	—	—		2

Continued

Silicon NPN Transistors

Type	Con- struction	P <sub>c</sub> Max. (mW)	Typical f <sub>T</sub> or *f <sub>1</sub> † fab (MHz)	Absolute Max. Ratings				Typical h <sub>FE</sub> at (mA) (or *h <sub>fe</sub> )	Max I <sub>CB0</sub> at V <sub>CB</sub>		Application	Base Ref.
				V <sub>CB0</sub> (V)	V <sub>CEO</sub> (V)	V <sub>EB0</sub> (V)	I <sub>C</sub> (mA)		μA	V		
<b>TEXAS (Continued)</b>												
<i>Current Types (Continued)</i>												
BDY66	—	15W	30	150	100	—	1A	175 at 200	—	—	General purpose	2
BUY41	PE	15W	40	125	80	—	3A	170 at 1A	—	—		2
BD400	tD	15W	90	170	100	7	1A	40† at 500	—	—		65
TIP503	—	20W	—	—	120	—	2A	120 at 1A	—	—		1
TIP504	—	20W	—	—	150	—	2A	120 at 1A	—	—		1
TIP505	—	20W	—	—	120	—	2A	120 at 1A	—	—		25
TIP506	—	20W	—	—	150	—	2A	120 at 1A	—	—		25
TIP530	—	20W	—	—	300	—	3A	75 at 1.5A	—	—		1
2N5938	—	20W	—	—	50	—	4A	90 at 1A	—	—		38
BD410	—	20W	90	500	325	6	1A	135 at 50	—	—		65
BUY40	PE	30W	—	100	80	—	5A	140 at 1A	—	—		25
TIP509	—	30W	—	—	120	—	4A	120 at 2A	—	—		1
TIP510	—	30W	—	—	150	—	4A	120 at 2A	—	—		1
TIP511	—	30W	—	—	120	—	4A	120 at 2A	—	—		27
TIP512	—	30W	—	—	150	—	4A	120 at 2A	—	—		27
2N2150	—	30W	—	—	80	—	2A	40 at 1A	—	—		25
2N2151	—	30W	—	—	80	—	2A	80 at 1A	—	—		25
2N2880	—	30W	—	—	70	—	5A	80 at 1A	—	—		25
BD461	—	30W	50	35	30	6	4A	40† at 2A	—	—		65
BD463	—	30W	50	35	30	6	4A	30† at 2A	—	—		65
2N4240	—	35W	—	—	300	—	2A	55 at 750	—	—		1
2N4998	—	35W	—	—	80	—	2A	60 at 1A	—	—		25
2N5000	—	35W	—	—	80	—	2A	135 at 1A	—	—		25
TIP47	—	40W	—	—	250	—	1A	90 at 300	—	—		99
TIP48	—	40W	—	—	300	—	1A	90 at 300	—	—		99
TIP49	—	40W	—	—	350	—	1A	90 at 300	—	—		99
TIP50	—	40W	—	—	400	—	1A	90 at 300	—	—		99
TIP542	—	40W	—	—	45	—	10A	120 at 5A	—	—		27
TIP543	—	40W	—	—	65	—	10A	120 at 5A	—	—		27
2N3551	—	40W	—	—	60	—	12A	55 at 10A	—	—		—
2N3552	—	40W	—	—	80	—	12A	55 at 10A	—	—	—	
2N4004	—	40W	—	—	80	—	20A	90 at 10A	—	—	—	
2N4005	—	40W	—	—	100	—	20A	90 at 10A	—	—	—	
2N5939	—	40W	—	—	80	—	10A	120 at 5A	—	—	25	
2N5940	—	40W	—	—	70	—	10A	120 at 5A	—	—	25	
BUY71	tD	40W	0.3	—	2,200	—	1.5A	—	—	—	High voltage	1
2N4301	—	50W	—	—	80	—	10A	75 at 5A	—	—	General purpose	27
BD253C	tD	50W	2	900	400	—	4A	15† at 1A	—	—	1	
BD253	tD	50W	2.5	350	200	—	4A	15† at 1A	—	—	High voltage	1
BD253A	tD	50W	2.5	500	250	—	4A	15† at 1A	—	—	1	
BD253B	tD	50W	2.5	700	300	—	4A	15† at 1A	—	—	1	
BDY63	PE	50W	40	100	80	—	10A	90 at 5A	—	—	27	
2N5002	—	58W	—	—	80	—	5A	60 at 2.5A	—	—	25	
2N5004	—	58W	—	—	80	—	5A	135 at 2.5A	—	—	25	
TIP525	—	60W	—	—	200	—	5A	90 at 2.5A	—	—	1	
TIP526	—	60W	—	—	200	—	5A	90 at 2.5A	—	—	27	
TIP41	—	65W	3	40	40	5	6A	15† at 3A	—	—	General purpose	99
TIP41A	—	65W	3	60	60	5	6A	15† at 3A	—	—	99	
TIP41B	—	65W	3	80	80	5	6A	15† at 3A	—	—	99	
TIP41C	—	65W	3	100	100	5	6A	15† at 3A	—	—	99	
TIP529	—	67W	—	—	300	—	3A	75 at 1.5A	—	—	27	
BUY70A	tD	75W	1	1,000	—	—	10A	15† at 1A	—	—	High voltage	1
BUY70B	tD	75W	1	800	—	—	10A	15† at 1A	—	—	1	
BUY70C	tD	75W	1	500	—	—	10A	15† at 1A	—	—	1	
TIP515	—	80W	—	—	120	—	12A	120 at 6A	—	—	1	
TIP516	—	80W	—	—	150	—	12A	120 at 6A	—	—	27	
TIP517	—	80W	—	—	120	—	12A	120 at 6A	—	—	1	
TIP518	—	80W	—	—	150	—	12A	120 at 6A	—	—	General purpose	27
2N3263	—	83W	—	—	60	—	25A	37 at 15A	—	—	—	
2N3264	—	83W	—	—	90	—	25A	50 at 15A	—	—	—	
2S721	tDM	85W	3	60	30	—	2A	40 at 1A	—	—	13	

Continued

Silicon NPN Transistors

Type	Construction	P <sub>c</sub> Max. (mW)	Typical f <sub>T</sub> or <sup>α</sup> f <sub>t</sub> † (MHz)	Absolute Max. Ratings				Typical h <sub>FE</sub> at (mA) (or <sup>α</sup> h <sub>fe</sub> )	Max V <sub>CB0</sub> at V <sub>CB</sub>		Application	Base Ref.
				V <sub>CB0</sub> (V)	V <sub>CE0</sub> (V)	V <sub>EB0</sub> (V)	I <sub>C</sub> (mA)		μA	V		
<b>TEXAS (Continued)</b>												
<i>Current Types (Continued)</i>												
2S722	tDM	85W	3	100	60	—	2A	40 at 1A	—	—	General purpose	13
2S723	tDM	85W	3	60	30	—	2A	80 at 1A	—	—		13
2S724	tDM	85W	3	100	60	—	2A	80 at 1A	—	—		13
2N4913	—	87W	—	—	40	—	5A	62 at 2.5A	—	—	General purpose	1
2N4914	—	87W	—	—	60	—	5A	62 at 2.5A	—	—		1
2N4915	—	87W	—	—	80	—	5A	62 at 2.5A	—	—		1
TIP3055	—	90W	3	100	70	7	15A	45 at 4A	—	—	High voltage	4
TIP51	—	100W	—	—	250	—	3A	90 at 300	—	—		4
TIP52	—	100W	—	—	300	—	3A	90 at 300	—	—		4
TIP53	—	100W	—	—	350	—	3A	90 at 300	—	—	High voltage	4
TIP54	—	100W	—	—	400	—	3A	90 at 300	—	—		4
TIP535	—	100W	—	—	200	—	7.5A	60 at 5A	—	—		1
TIP536	—	100W	—	—	300	—	7.5A	60 at 5A	—	—	General purpose	1
TIP537	—	100W	—	—	400	—	7.5A	60 at 5A	—	—		1
2N3902	—	100W	—	—	400	—	2.5A	60 at 1A	—	—		1
2N4002	—	100W	—	—	80	—	30A	50 at 15A	—	—	General purpose	27
2N4003	—	100W	—	—	100	—	30A	50 at 15A	—	—		27
2N5157	—	100W	—	—	500	—	3.5A	60 at 1A	—	—		1
2N6128	—	100W	—	—	80	—	10A	75 at 5A	—	—	High voltage	27
BUY69A	tD	100W	1	1,000	—	—	10A	15‡ at 2.5A	—	—		1
BUY69B	tD	100W	1	800	—	—	10A	15‡ at 2.5A	—	—		1
BUY69C	tD	100W	1	500	—	—	10A	15‡ at 2.5A	—	—	High voltage	1
2S024	tDM	100W	10	100	32	—	7.5A	20‡ at 2A	—	—		13
2S025	tDM	100W	10	150	60	—	7.5A	20‡ at 2A	—	—		13
2S026	tDM	100W	10	200	100	—	7.5A	20‡ at 2A	—	—	General purpose	13
BDY64	PE	100W	30	100	80	—	30A	60 at 15A	—	—		27
TIP538	—	125W	—	—	200	—	15A	60 at 7.5A	—	—		1
TIP539	—	125W	—	—	300	—	15A	60 at 7.5A	—	—	General purpose	1
TIP540	—	125W	—	—	400	—	15A	60 at 7.5A	—	—		1
2N3265	—	125W	—	—	60	—	25A	37 at 15A	—	—		27
2N3266	—	125W	—	—	90	—	25A	50 at 15A	—	—	General purpose	27
2N5038	—	140W	—	—	90	—	20A	60 at 12A	—	—		1
TIP531	—	150W	—	—	300	—	15A	70 at 7.5A	—	—		1
TIP532	—	150W	—	—	400	—	15A	70 at 7.5A	—	—	General Purpose	1
TIP533	—	150W	—	—	300	—	15A	70 at 7.5A	—	—		27
TIP534	—	150W	—	—	400	—	15A	70 at 7.5A	—	—		27
2N1936	—	150W	—	—	60	—	20A	30 at 10A	—	—	General Purpose	27
2N1937	—	150W	—	—	80	—	20A	30 at 10A	—	—		27
2N3846	—	150W	—	—	200	—	20A	35 at 10A	—	—		27
2N3847	—	150W	—	—	300	—	20A	35 at 10A	—	—	General Purpose	27
2N5758	—	150W	—	—	100	—	6A	62 at 3A	—	—		1
2N5759	—	150W	—	—	120	—	6A	50 at 3A	—	—		1
2N5760	—	150W	—	—	140	—	6A	37 at 3A	—	—	General Purpose	1
2N6270	—	150W	—	—	80	—	30A	60 at 15A	—	—		1
2N6271	—	150W	—	—	100	—	30A	60 at 15A	—	—		1
2N6272	—	150W	—	—	80	—	30A	60 at 15A	—	—	High voltage	27
2N6273	—	150W	—	—	100	—	30A	60 at 15A	—	—		27
TIXP547	—	200W	—	—	60	—	100A	57 at 50A	—	—		42
TIXP548	—	200W	—	—	80	—	100A	57 at 50A	—	—	High voltage	42
TIXP549	—	200W	—	—	100	—	100A	57 at 50A	—	—		42
2N5301	—	200W	—	—	40	—	30A	37 at 15A	—	—		General purpose
2N5302	—	200W	—	—	60	—	30A	37 at 15A	—	—	1	
2N5303	—	200W	—	—	80	—	20A	37 at 15A	—	—	1	
2N6322	—	200W	—	—	200	—	30A	95 at 5A	—	—	General purpose	1
2N6323	—	200W	—	—	200	—	30A	95 at 5A	—	—		27
2N6324	—	200W	—	—	300	—	30A	90 at 5A	—	—		1
2N6325	—	200W	—	—	300	—	30A	90 at 5A	—	—	General purpose	27
2N5685	—	300W	—	—	60	—	50A	37 at 25A	—	—		1
2N5686	—	300W	—	—	80	—	50A	37 at 25A	—	—		1
XP43	DM	300W	2	80	60	—	60A	100 at 10A	—	—	General purpose	1

Continued

## Silicon NPN Transistors

Type	Con- struction	P <sub>C</sub> Max. (mW)	Typical f <sub>T</sub> or † f <sub>β</sub> (MHz)	Absolute Max. Ratings				Typical h <sub>FE</sub> at (mA) (or *h <sub>fe</sub> )	Max I <sub>CBO</sub> at V <sub>CB</sub>		Application	Base Ref.
				V <sub>CB0</sub> (V)	V <sub>CEO</sub> (V)	V <sub>EB0</sub> (V)	I <sub>C</sub> (mA)		μA	V		
<b>TEXAS (Continued)</b>												
<i>Current Types (Continued)</i>												
XP43A	DM	300W	2	100	80	—	60A	100 at 10A	—	—	General purpose	1
XP43B	DM	300W	2	120	100	—	60A	100 at 10A	—	—		1
‡ Minimum value												

## TUNGSRAM

## Replacement Types

BF167	PE	130	350	40	30	—	25	—	—	—	TV video I.F.	2
BF173	PE	260	550	40	25	4	25	—	—	—		2
BFW60	PE	300	80	40	35	6	500	70 at 100	0.5	40	General purpose	43
BU105	—	7W	—	1,500	—	6	2A	—	—	—	TV line deflection	1

## Current Types

BF115	PE	145	230	50	30	5	30	—	—	—	A.M./F.M.	20
BF200	PE	150	550	30	20	3	20	—	—	—	TV V.H.F. tuners	20
BF181	PE	150	600	30	20	3	20	—	—	—	TV mixers	20
BF180	PE	150	675	30	20	3	20	—	—	—	TV tuners	20
BFY90	PE	200	1,300	30	15	2.5	50	87 at 2	0.01	15	U.H.F. amplifiers	20
BF195	PE	220	200	30	20	5	30	—	—	—	A.M./F.M. input	43
BF194	PE	220	260	30	20	5	30	—	—	—		43
BC147	PE	220	300	50	45	6	100	240 at 2	5	20	A.F. driver	43
BC148	PE	220	300	30	20	5	100	240 at 2	5	20	General purpose	43
BC149	PE	220	300	30	20	5	100	410 at 2	5	20	A.F. input	43
BF196	PE	250	400	40	30	4	25	—	—	—	TV I.F. amplifiers	43
BF197	PE	250	550	40	25	4	25	—	—	—		43
BC107	PE	300	300	50	45	6	100	240 at 2	0.015	20	A.F. driver	2
BC108	PE	300	300	30	20	5	100	240 at 2	0.015	20	General purpose	2
BC109	PE	300	300	30	20	5	100	410 at 2	0.015	20	A.F. input	2
BF337	PE	625	200	50	45	—	1A	350 at 100	—	—	General purpose	50
BF338	PE	625	200	30	25	—	1A	350 at 100	—	—		50
BFX84	PE	800	50	100	60	6	1A	20 at 10	0.05	100	General purpose	2
BFY50	PE	800	50	80	60	6	1A	30 at 150	0.05	80		2
BFY51	PE	800	50	60	60	6	1A	40 at 150	0.05	60		2
BFY52	PE	800	50	40	40	6	1A	60 at 150	0.05	40		2
BD135	PE	2W	250	45	45	5	350	100 at 150	0.01	30	A.F. amplifier driver	51
BD137	PE	2W	250	60	60	5	350	100 at 150	0.01	30		51
BD139	PE	2W	250	80	80	5	350	100 at 150	0.01	30		51
BF336	P	3W	80	185	180	—	0.1	20 at 30	—	—	General purpose	2
BD232	D	7W	20	500	300	—	1A	87 at 50	—	—	TV line driver	51
BD160	D	10W	—	250	—	—	7A	—	—	—	TV line deflection	1
BU204	D	10W	7.5	1,300	600	—	3A	2 at 2A	—	—	TV frame deflection	1
BU205	D	10W	7.5	1,500	700	—	3A	2 at 2A	—	—		1
BU206	D	10W	7.5	1,700	800	—	3A	1.8 at 2A	—	—		1
BD131	PE	11W	60	45	45	6	2A	165 at 500	5	40	A.F. output	51
BU208	D	12.5W	7	1,500	700	—	7.5A	2.25 at 4.5	—	—	TV frame deflection	1
BD124	PE	15W	60	70	45	6	2A	75 at 500	2	60		1
BD133	PE	15W	60	90	60	—	6A	40 at 500	—	—	General purpose	51
BD235	E	25W	3	60	60	—	6A	25 at 1A	—	—		51
BD237	E	25W	3	100	80	—	6A	25 at 1A	—	—	51	
BU126	D	30W	8	750	300	—	6A	37 at 1A	—	—	TV power supplies	1
BD201	E	60W	3	60	45	—	12A	30 at 3A	—	—	General purpose	52
BD203	E	60W	3	60	60	—	12A	30 at 2A	—	—		52
BD181	D	78W	3	55	45	—	15A	45 at 3A	—	—	A.F. amplifiers	1
BDY20	D	115W	1	100	60	7	15A	45 at 4A	5mA	100		1
BD182	D	117W	—	70	60	—	15A	45 at 4A	—	—		1
BD183	D	117W	—	85	80	—	15A	45 at 3A	—	—		1
BD184	D	117W	—	95	90	—	15A	45 at 3A	—	—	1	

‡ Minimum value

## Multiple Transistors

Type	Polarity	P <sub>c</sub> Max. (mW)	Typical f <sub>T</sub> or f <sub>β</sub> ↑ f <sub>β</sub> (MHz)	Absolute Max. Ratings				Typical h <sub>FE</sub> at (mA) (or %f <sub>β</sub> )	Max I <sub>CBO</sub> at V <sub>CB</sub>		Construction	Base Ref.
				V <sub>CB0</sub> (V)	V <sub>CEO</sub> (V)	V <sub>EB0</sub> (V)	I <sub>C</sub> (mA)		μA	V		
<b>FERRANTI</b>												
<i>Current Types</i>												
BD320A	NPN	5W	—	—	60	—	1A	1,000† at 500	—	—	Darlington amplifiers	2
BD320B	NPN	5W	—	—	60	—	1A	5,000† at 500	—	—		2
BD320C	NPN	5W	—	—	60	—	1A	10,000† at 500	—	—		2
BD321A	NPN	5W	—	—	60	—	2A	1,000† at 500	—	—		2
BD321B	NPN	5W	—	—	60	—	2A	5,000† at 500	—	—		2
BD321C	NPN	5W	—	—	60	—	2A	10,000† at 500	—	—		2
BD322A	NPN	7.5W	—	—	60	—	1A	1,000† at 500	—	—		2
BD322B	NPN	7.5W	—	—	60	—	1A	5,000† at 500	—	—		2
BD322C	NPN	7.5W	—	—	60	—	1A	10,000† at 500	—	—		2
BD323A	NPN	10W	—	—	60	—	2A	1,000† at 500	—	—		2
BD323B	NPN	10W	—	—	60	—	2A	5,000† at 500	—	—		2
BD323C	NPN	10W	—	—	60	—	2A	10,000† at 500	—	—		2
ZDT40	NPN	300	250	45	35	4	500	75† at 10	0.5	45	Differential amplifiers	18
ZDT41	NPN	300	250	60	45	5	500	75† at 10	0.05	60		18
ZDT42	NPN	300	250	60	60	5	500	60† at 10	0.05	60		18
ZDT44	NPN	300	250	60	60	5	500	60† at 10	0.05	60		18
ZDT45	NPN	300	250	100	70	5	500	60† at 10	0.05	100		18
2N2223	NPN	500	50	100	60	7	500	125 at 10	—	—		18
2N2223A	NPN	500	50	100	60	7	500	125 at 10	—	—		18
2N2060	NPN	500	60	100	60	7	500	100 at 10	—	—		18

† Minimum value

### JOSEPH LUCAS (ELECTRICAL) Ltd.

#### *Current Types*

DT3410	NPN	7W	—	40	40	5	2A	1,000† at 2A	10	40	Darlington amplifiers	52
DT3410A	NPN	17.5W	—	40	40	5	2A	1,000† at 2A	10	40		51
DT3411	NPN	7W	—	80	80	5	2A	1,000† at 2A	10	80		52
DT3411A	NPN	17.5W	—	80	80	5	2A	1,000† at 2A	10	80		51
DT3420	NPN	7W	—	40	40	5	2A	1,750† at 2A	10	40		52
DT3420A	NPN	17.5W	—	40	40	5	2A	1,750† at 2A	10	40		51
DT3421	NPN	7W	—	80	80	5	2A	1,750† at 2A	10	80		52
DT3421A	NPN	17.5W	—	80	80	5	2A	1,750† at 2A	10	80		51

† Minimum value

### MULLARD

#### *Current Types*

BCX21	NPN	3.5W	—	60	45	—	1A	2,000† at 150	—	—	Darlington amplifiers	2
BDX42	NPN	5W	—	60	45	—	1A	1,500† at 500	—	—		51
BDX43	NPN	5W	—	80	60	—	1A	1,500† at 500	—	—		51
BDX44	NPN	5W	—	100	80	—	1A	1,500† at 500	—	—		51
BSS50	NPN	5W	—	60	45	—	1A	1,500† at 500	—	—		2
BSS51	NPN	5W	—	80	60	—	1A	1,500† at 500	—	—		2
BSS52	NPN	5W	—	100	80	—	1A	1,500† at 500	—	—		2
BD263	NPN	36W	—	80	60	—	4A	750† at 1.5A	—	—		51
BD263A	NPN	36W	—	100	80	—	4A	750† at 1.5A	—	—		51
BD263B	NPN	36W	—	120	100	—	4A	750† at 1.5A	—	—		51
BD267	NPN	55W	—	80	60	—	8A	750† at 3A	—	—		52
BD267A	NPN	55W	—	100	80	—	8A	750† at 3A	—	—		52
BDX63	NPN	90W	—	80	60	—	8A	1,000† at 3A	—	—		1
BDX63A	NPN	90W	—	100	80	—	8A	1,000† at 3A	—	—		1
BDX63B	NPN	90W	—	120	100	—	8A	1,000† at 3A	—	—		1
BDX65	NPN	117W	—	80	60	—	12A	1,000† at 5A	—	—		1
NDX65A	NPN	117W	—	100	80	—	12A	1,000† at 5A	—	—		1
BDX67	NPN	150W	—	80	60	—	16A	1,000† at 10A	—	—		1
BDX67A	NPN	150W	—	100	80	—	16A	1,000† at 10A	—	—		1
BSS60	PNP	5W	—	—60	—45	—	1A	1,500† at 500	—	—		2

*Continued*

Multiple Transistors

Type	Polarity	P <sub>c</sub> Max. (mW)	Typical f <sub>T</sub> or *f <sub>i</sub> , † fab (MHz)	Absolute Max. Ratings				Typical h <sub>FE</sub> † (mA) (or *h <sub>fe</sub> )	Max I <sub>CBO</sub> at V <sub>CB</sub>		Construction	Base Ref.
				V <sub>CB0</sub> (V)	V <sub>CE0</sub> (V)	V <sub>EB0</sub> (V)	I <sub>C</sub> (mA)		μA	V		

MULLARD (Continued)

Current Types (Continued)

BSS61	PNP	5W	—	-80	-60	—	1A	1,500† at 500	—	—	Darlington amplifiers	2
BD262	PNP	36W	—	-60	-60	—	4A	750† at 1.5A	—	—		51
BD262A	PNP	36W	—	-80	-80	—	4A	750† at 1.5A	—	—		51
BD262B	PNP	36W	—	-100	-100	—	4A	750† at 1.5A	—	—		51
BD266	PNP	55W	—	-60	-60	—	8A	750† at 3A	—	—		52
BD266A	PNP	55W	—	-80	-80	—	8A	750† at 3A	—	—		52
BDX62	PNP	90W	—	-60	-60	—	8A	1,000† at 3A	—	—		1
BDX62A	PNP	90W	—	-80	-80	—	8A	1,000† at 3A	—	—		1
BDX62B	PNP	90W	—	-100	-100	—	8A	1,000† at 3A	—	—		1
BDX64	PNP	117W	—	-60	-60	—	12A	1,000† at 5A	—	—		1
BDX64A	PNP	117W	—	-80	-80	—	12A	1,000† at 5A	—	—		1
BDX66	PNP	150W	—	-60	-60	—	16A	1,000† at 10A	—	—		1
BDX66A	PNP	150W	—	-80	-80	—	16A	1,000† at 10A	—	—		1
BCY87	NPN	150	50	45	40	5	30	275 at 0.05	0.005	20	Differential amplifiers	44
BCY88	NPN	150	50	45	40	5	30	275 at 0.05	0.02	20		44
BCY89	NPN	150	50	45	40	5	30	275 at 0.01	0.05	20		44

† Minimum value

NEWMARKET

Current Types

NKT6001	NPN	150	200	45	45	5	30	150 at 0.01	0.01	45	Differential amplifiers	18
NKT6003	NPN	150	200	45	45	5	30	150 at 0.01	0.01	45		18
NKT6005	NPN	150	200	45	45	5	30	150 at 0.01	0.01	45		18
NKT6010	NPN	150	200	45	45	5	30	150 at 0.01	0.01	45		18

R.C.A.

Current Types

2N6386	NPN	40W	20*	—	40	—	—	1,000† at 3A	—	—	Darlington amplifiers	52
2N6387	NPN	40W	20*	—	60	—	—	1,000† at 5A	—	—		52
2N6388	NPN	40W	20*	—	80	—	—	1,000† at 5A	—	—		52
BDX33	NPN	70W	20*	—	45	—	—	750 at 4A	—	—		52
BDX33A	NPN	70W	20*	—	60	—	—	750 at 4A	—	—		52
BDX33B	NPN	70W	20*	—	80	—	—	750 at 4A	—	—		52
BDX33C	NPN	70W	20*	—	100	—	—	750 at 4A	—	—		52
RCA1000	NPN	100W	20*	—	60	—	—	1,000† at 3A	—	—		1
RCA1001	NPN	100W	20*	—	80	—	—	1,000† at 3A	—	—		1
2N6055	NPN	100W	20*	—	60	—	—	750† at 4A	—	—		1
2N6056	NPN	100W	20*	—	80	—	—	750† at 4A	—	—		1
2N6383	NPN	100W	20*	—	40	—	—	1,000† at 5A	—	—		1
2N6384	NPN	100W	20*	—	60	—	—	1,000† at 5A	—	—		1
2N6385	NPN	100W	20*	—	80	—	—	1,000† at 5A	—	—	1	
BDX34	PNP	70W	20*	—	-45	—	—	750 at 4A	—	—	52	
BDX34A	PNP	70W	20*	—	-60	—	—	750 at 4A	—	—	52	
BDX34B	PNP	70W	20*	—	-80	—	—	750 at 4A	—	—	52	
BDX34C	PNP	70W	20*	—	-100	—	—	750 at 4A	—	—	52	

† Minimum value

SGS-ATES

Current Types

BFX66	NPN	500	—	—	60	—	100	2,000† at 100	—	—	Darlington amplifiers	75
BFX67	NPN	500	—	—	60	—	500	7,000† at 100	—	—		75
2N997	NPN	—	—	—	40	—	—	1,000† at 0.1	—	—		75
2N998	NPN	—	—	—	60	—	—	800† at 1	—	—		75
2N999	NPN	—	—	—	60	—	—	1,000† at 0.1	—	—		75

Multiple Transistors

Type	Polarity	P <sub>c</sub> Max. (mW)	Typical f <sub>T</sub> or or °f <sub>1</sub> † fab (MHz)	Absolute Max. Ratings				Typical h <sub>FE</sub> at (mA) (or *h <sub>fe</sub> )	Max I <sub>CBO</sub> at V <sub>CB</sub>		Construction	Base Ref.
				V <sub>CEO</sub> (V)	V <sub>CE0</sub> (V)	V <sub>EBO</sub> (V)	I <sub>C</sub> (mA)		μA	V		

SGS-ATES (Continued)

Current Types (Continued)

2N2060	NPN	—	—	—	60	5**	—	60	} Match	—	—	18	
2N2060A	NPN	—	—	—	60	3**	—	60		—	—	—	18
2N2223	NPN	—	—	—	60	15**	—	87		—	—	—	18
2N2223A	NPN	—	—	—	60	5**	—	87		—	—	—	18
2N2453	NPN	—	—	—	30	5**	—	375		—	—	—	18
2N2639	NPN	—	—	—	45	5**	—	175		—	—	—	18
2N2642	NPN	—	—	—	45	5**	—	200		—	—	—	18
2N2643	NPN	—	—	—	45	10**	—	200		—	—	—	18
2N2903	NPN	—	—	—	30	10**	—	375		—	—	—	18
2N2903A	NPN	—	—	—	30	5**	—	375		—	—	—	18
2N2915	NPN	—	—	—	45	3**	—	100†		—	—	—	18
2N2916	NPN	—	—	—	45	3**	—	225†		—	—	—	18
2N2917	NPN	—	—	—	45	5**	—	100†		—	—	—	18
2N2918	NPN	—	—	—	45	5**	—	225†		—	—	—	18
2N2919	NPN	—	—	—	60	3**	—	100†		—	—	—	18
2N2920	NPN	—	—	—	60	3**	—	225†	—	—	—	18	
2N2920A	NPN	—	—	—	60	1.5**	—	225†	—	—	—	18	
2N3410	NPN	—	—	—	30	10**	—	75	} Differential amplifiers	—	—	18	
2N3411	NPN	—	—	—	30	5**	—	125		—	—	—	18
2N3423	NPN	—	—	—	15	10**	—	20†		—	—	—	18
2N3424	NPN	—	—	—	15	5**	—	20†		—	—	—	18
2N3680	NPN	—	—	—	50	3**	—	375		—	—	—	18
BFX15	NPN	600	50	—	40	—	100	90† at 10		—	—	—	18
BFX16	NPN	500	60	—	45	—	30	175† at 1		—	—	—	18
BFX70	NPN	600	60	—	60	—	100	100 at 10		—	—	—	18
BFX71	NPN	600	50	—	60	—	100	125 at 10		—	—	—	18
BFX72	NPN	600	50	—	60	—	100	125 at 10		—	—	—	18
BFX99	NPN	600	60	—	60	—	100	100 at 10		—	—	—	18
BFY81	NPN	500	60	—	45	—	10	150† at 1		—	—	—	18
BFY82	NPN	500	250	—	45	—	30	50† at 10		—	—	—	18
BFY83	NPN	600	50	—	60	—	100	50† at 10		—	—	—	18
BFY84	NPN	380	600	—	12	—	100	20† at 3		—	—	—	18
2N3726	PNP	—	—	—	-45	-5**	—	120†	} Match	—	—	18	
2N4015	PNP	—	—	—	-60	-5**	—	120†		—	—	—	18
2N4023	PNP	—	—	—	-45	-3**	—	425		—	—	—	18
2N4025	PNP	—	—	—	-60	-3**	—	425		—	—	—	18
BFX11	PNP	500	130	—	-45	—	500	80† at 50	—	—	—	18	
BFX36	PNP	600	40	—	-60	—	50	200 at 0.01	—	—	—	18	
BFX79	NPN/ PNP	500	60	—	60	—	500	60† at 150	—	—	—	18	
BFX80	NPN/ PNP	500	40	—	60	—	50	160† at 1	} Dual amplifiers	—	—	18	
BFX81	NPN/ PNP	500	350	—	20	—	200	40† at 30		—	—	—	18

† Minimum value

\*\* V<sub>BE</sub> match (mV)

TEXAS

Current Types

2N5525	NPN	360	200	40	30	—	200	5,000† at 10	} Darlington amplifiers	—	—	24	
2N5526	NPN	360	200	40	30	—	200	1,000† at 10		—	—	—	24
BD477	NPN	8.5W	—	45	45	10	1.2A	4,000†		—	—	—	65
P7009	NPN	5W	—	25	20	10	1A	4,000†		—	—	—	65
TIP110	NPN	50W	—	60	60	5	2A	750†		—	—	—	99
TIP111	NPN	50W	—	80	80	5	2A	750†		—	—	—	99
TIP112	NPN	50W	—	100	100	5	2A	750†		—	—	—	99
TIP120	NPN	60W	—	60	60	5	5A	1,000†		—	—	—	99

Continued



Multiple Transistors

Type	Polarity	P <sub>c</sub> Max. (mW)	Typical f <sub>T</sub> or <sup>o</sup> f <sub>i</sub> † f <sub>β</sub> (MHz)	Absolute Max. Ratings				Typical h <sub>FE</sub> at (mA) (or <sup>o</sup> h <sub>FE</sub> )	Max I <sub>CBO</sub> at V <sub>CB</sub>		Construction	Base Ref.
				V <sub>CB0</sub> (V)	V <sub>CE0</sub> (V)	V <sub>EB0</sub> (V)	I <sub>C</sub> (mA)		μA	V		
<b>TEXAS (Continued)</b>												
<b>Current Types (Continued)</b>												
TIP121	NPN	60W	—	80	80	5	5A	1,000†	—	—	Darlington amplifiers	99
TIP122	NPN	60W	—	100	100	5	5A	1,000†	—	—		99
TIP140	NPN	125W	—	60	60	5	10A	500†	—	—		52
TIP141	NPN	125W	—	80	80	5	10A	500†	—	—		52
TIP142	NPN	125W	—	100	100	5	10A	500†	—	—		52
BD466	PNP	8.5W	—	-45	-45	-10	500	4,000†	—	—		65
P6009	PNP	5W	—	-25	-20	-10	500	4,000†	—	—		65
TIP115	PNP	50W	—	-60	-60	-5	2A	750†	—	—		99
TIP116	PNP	50W	—	-80	-80	-5	2A	750†	—	—		99
TIP117	PNP	50W	—	-100	-100	-5	2A	750†	—	—		99
TIP125	PNP	60W	—	-60	-60	-5	5A	1,000†	—	—		99
TIP126	PNP	60W	—	-80	-80	-5	5A	1,000†	—	—		99
TIP127	PNP	60W	—	-100	-100	-5	5A	1,000†	—	—		99
TIP145	PNP	125W	—	-80	-80	-5	10A	500†	—	—		52
TIP146	PNP	125W	—	-80	-80	-5	10A	500†	—	—	52	
TIP147	PNP	125W	—	-100	-100	-5	10A	500†	—	—	52	
2N2060	NPN	500	—	100	60	7	500	100 at 10	0.002	80	Differential amplifiers	18
2N2223	NPN	500	—	100	60	7	500	125 at 10	0.01	80		18
2N2223A	NPN	500	—	100	60	7	500	125 at 10	0.01	80		18
2N2639	NPN	300	—	45	45	5	30	65† at 1	0.01	45		18
2N2640	NPN	300	—	45	45	5	30	65† at 1	0.01	45		18
2N2641	NPN	300	—	45	45	5	30	65† at 1	0.01	45		18
2N2642	NPN	300	—	45	45	5	30	200 at 1	0.01	45		18
2N2643	NPN	300	—	45	45	5	30	200 at 1	0.01	45		18
2N2644	NPN	300	—	45	45	5	30	200 at 1	0.01	45		18
2N2913	NPN	750	—	45	45	6	30	150† at 1	0.01	45		18
2N2914	NPN	750	—	45	45	6	30	300† at 1	0.01	45		18
2N2915	NPN	750	—	45	45	6	30	150† at 1	0.01	45		18
2N2916	NPN	750	—	45	45	6	30	300† at 1	0.01	45		18
2N2917	NPN	750	—	45	45	6	30	150† at 1	0.01	45		18
2N2918	NPN	750	—	45	45	6	30	300† at 1	0.01	45	18	
2N2919	NPN	750	—	60	60	6	30	150† at 1	0.002	45	18	
2N2920	NPN	750	—	60	60	6	30	300† at 1	0.002	45	18	
2N2972	NPN	300	—	45	45	—	—	150 at 0.01	—	—	18	
2N2973	NPN	300	—	45	45	—	—	375 at 0.01	—	—	18	
2N2974	NPN	300	—	45	45	—	—	150 at 0.01	—	—	18	
2N2975	NPN	300	—	45	45	—	—	375 at 0.01	—	—	18	
2N2976	NPN	300	—	45	45	—	—	150 at 0.01	—	—	18	
2N2977	NPN	300	—	45	45	—	—	375 at 0.01	—	—	18	
2N3052	NPN	700	—	35	15	5	200	80 at 10	0.025	20	Dual amplifiers	28
2N3680	NPN	300	—	60	50	6	30	300† at 1	0.01	45		18
2N2802	PNP	250	—	-25	-20	-5	30	70 at 0.1	0.01	25		18
2N2803	PNP	250	—	-25	-20	-5	30	70 at 0.1	0.01	25		18
2N2804	PNP	250	—	-25	-20	-5	30	70 at 0.1	0.01	25		18
2N2805	PNP	250	—	-25	-20	-5	30	80 at 0.1	0.01	25		18
2N2806	PNP	250	—	-25	-20	-5	30	80 at 0.1	0.01	25		18
2N2807	PNP	250	—	-25	-20	-5	30	80 at 0.1	0.01	25		18
2N3347	PNP	300	—	-60	-45	-6	30	60† at 1	0.01	45		18
2N3348	PNP	300	—	-60	-45	-6	30	60† at 1	0.01	45		18
2N3349	PNP	300	—	-60	-45	-6	30	60† at 1	0.01	45		18
2N3350	PNP	300	—	-60	-45	-6	30	150† at 1	0.01	45		18
2N3351	PNP	300	—	-60	-45	-6	30	150† at 1	0.01	45		18
2N3352	PNP	300	—	-60	-45	-6	30	150† at 1	0.01	45		18
2N3806	PNP	500	—	-60	-60	-5	50	300 at 1	0.01	50	18	
2N3807	PNP	500	—	-60	-60	-5	50	600 at 1	0.01	50	18	
2N3808	PNP	500	—	-60	-60	-5	50	300 at 1	0.01	50	18	
2N3809	PNP	500	—	-60	-60	-5	50	600 at 1	0.01	50	18	
2N3810	PNP	500	—	-60	-60	-5	50	300 at 1	0.01	50	18	
2N3811	PNP	500	—	-60	-60	-5	50	600 at 1	0.01	50	18	
2N3838	PNP/ NPN	250	—	60	40	5	600	200 at 150	—	—	28	

Continued

Multiple Transistors

Type	Polarity	P <sub>c</sub> Max. (mW)	Typical $f_T$ or $^*f_1$ † (MHz)	Absolute Max. Ratings				Typical $h_{FE}$ at (mA) (or $^*h_{fe}$ )	Max $I_{CBO}$ at $V_{CB}$		Construction	Base Ref.
				$V_{CBO}$ (V)	$V_{CEO}$ (V)	$V_{EBO}$ (V)	$I_C$ (mA)		$\mu A$	V		

TEXAS (Continued)

Current Types (Continued)

2N4854	PNP/	600	—	60	40	—	—	200 at 150	—	—	} Dual amplifiers	18
2N4855	NPN/											
	PNP/											
	NPN											

† Minimum value

Silicon Field Effect Transistors—FET's

Type	Construction	Absolute Max. Ratings					$V(BR)_{gss}$	Max. Gate Reverse Current (nA)	Typical Forward Transfer Admittance ( $\mu mhos$ )	Max. Input Capacitance (pF)	Application	Base Ref.
		Pd (mW)	V <sub>ds</sub> (V)	V <sub>dg</sub> (V)	V <sub>gs</sub> (V)	I <sub>g</sub> (mA)						

MULLARD

Current Types

BFW12}	NcPE	150	30	30	30	5	—	0.1	—	—	} General purpose	21
BFW13}												
BFR29	NcPE	200	30	30	10	50	—	—	—	—	} Audio, I.F., V.H.F.	55
BFR30	NcPE	200	25	25	25	5	—	0.2	—	—	} Micro-miniature	58
BFR31	NcPE	200	25	25	25	5	—	0.2	—	—		
BFR84}	NcMOS	200	20	—	8	20	—	1	12,000	4.5*	} Communications	22
BFS28}												
BSV81	NcPE	200	30	30	10	50	—	—	—	—	} Choppers	55
BFQ10	} dual NcPE	250	30	30	30	10	—	—	—	—	} High performance, low level differential amplifiers	32
BFQ11												
BFQ12												
BFQ13												
BFQ14												
BFQ15												
BFQ16												
BFS21}	NcPE	250	30	30	30	20	—	—	3,000†	5	} Matched pair	21
BFS21A}												
BF244A}	NcPE	300	30	30	30	10	—	5	—	—	} Low noise	29
BF244B}												
BF244C}												
BF245A}	NcPE	300	30	30	30	10	—	5	—	—	} Low noise	56
BF245B}												
BF245C}												
BF256A}	NcPE	300	30	30	30	10	—	5	—	—	} General purpose	56
BF256B}												
BF256C}												
BFW10	NcPE	300	30	30	30	20	—	—	5,000	5	} Low noise, wideband amplifiers	21
BFW11	NcPE	300	30	30	30	20	—	—	5,250	5		
BFW61	NcPE	300	25	25	25	20	—	—	4,250	6	} General purpose	21
2N3823	NcPE	300	30	30	30	10	30	—	5,000	6	} V.H.F. amps/mixers	21
BSV78	NcPE	350	40	40	40	50	—	0.25	—	—	} General purpose	57
BSV79	NcPE	350	40	40	40	50	—	0.25	—	—		
BSV80	NcPE	350	40	40	40	50	—	0.25	—	—		

† Minimum value \* Typical value

Silicon Field Effect Transistors—FET's

Type	Con- struction	Absolute Max. Ratings					V (BR) gss	Max. Gate Reverse Current (nA)	Typical Forward Transfer Admittance ( $\mu$ mhos)	Max. Input Capaci- tance (pF)	Application	Base Ref.
		Pd (mW)	Vds (V)	Vdg (V)	Vgs (V)	Ig (mA)						
<b>R.C.A.</b>												
<i>Replacement Types</i>												
40468	NcMOS	375	20	—	—	—	—	0.2	7,500	0.12	R.F. amplifiers	22
3N124	NcMOS	400	20	—	—	—	—	0.05	5,000	0.12		22
3N125	NcMOS	400	20	—	—	—	—	1	5,000	0.12		22
3N149	NcMOS	400	20	—	—	—	—	1	—	0.12		22
40559	NcMOS	400	20	—	—	—	—	1	—	0.12	Mixers	22
<i>Current Types</i>												
3N128	NcMOS	330	20	—	15	—	—	0.05	7,500	5.5	R.F. amplifiers	23
3N139	NcMOS	330	35	—	14	—	—	1	6,000	3		23
3N140	NcMOS	330	20	—	20	—	—	1	10,000	5.5	Mixers	22
3N141	NcMOS	330	20	—	20	—	—	1	10,000	5.5	R.F. amplifiers	22
3N142	NcMOS	330	20	—	15	—	—	1	7,500	5.5	Mixers	23
3N143	NcMOS	330	20	—	15	—	—	1	7,500	5.5	R.F. amplifiers	23
3N152	NcMOS	330	20	—	15	—	—	1	7,500	5.5	Mixers	23
3N154	NcMOS	330	20	—	15	—	—	0.05	7,500	5.5	R.F. amplifiers	23
3N159	NcMOS	330	20	—	20	—	—	1	10,000	5.5	Mixers	22
3N187	NcMOS	330	20	—	6	—	—	50	12,000	6	R.F. amplifiers	22
3N200	NcMOS	330	20	—	6	—	—	50	15,000	6		22
40467A	NcMOS	330	20	—	15	—	—	1	7,500	5.5	Mixers	23
40468A	NcMOS	330	20	—	15	—	—	1	7,500	5.5	R.F. amplifiers	23
40559A	NcMOS	330	20	—	15	—	—	1	2,800	5.5	Mixers	23
40600	NcMOS	330	20	—	15	—	—	1	10,000	5.5	R.F. amplifiers	22
40601	NcMOS	330	20	—	15	—	—	1	2,700	5.5	Mixers	22
40602	NcMOS	330	20	—	15	—	—	1	10,000	5.5	I.F. amplifiers	22
40603	NcMOS	330	20	—	15	—	—	1	10,000	5.5	R.F. amplifiers	22
40604	NcMOS	330	20	—	15	—	—	1	2,800	5.5	Mixers	22
40673	NcMOS	330	20	—	6	—	—	50	12,000	6	R.F. amplifiers	22
40819	NcMOS	330	25	—	6	—	—	50	12,000	6		22
40820	NcMOS	330	20	—	6	—	—	50	12,000	6		22
40821	NcMOS	330	20	—	6	—	—	50	12,000	6		22
40822	NcMOS	330	18	—	6	—	—	50	12,000	6.5		22
40823	NcMOS	330	18	—	6	—	—	50	12,000	6.5		22
3N138	NcMOS	400	35	—	14	—	—	0.01	6,000	3		Choppers
3N153	NcMOS	400	20	—	14	—	—	0.05	10,000	6	23	

**TEXAS**

*Current Types*

A5T6449	N	—	—	—	300	0.01	—	—	100	10	High voltage	57
A5T6450	N	—	—	—	200	0.01	—	—	100	10		57
BC264L	N	—	—	—	7.5	1nA	30	—	2,500	6	General purpose amps.	29
BC264LA	N	—	—	—	1.2	1nA	30	—	2,500	6		29
BC264LB	N	—	—	—	1.4	1nA	30	—	3,000	6		29
BC264LC	N	—	—	—	1.5	1nA	30	—	3,500	6	General purpose amps.	29
BC264LD	N	—	—	—	1.6	1nA	30	—	4,000	6		29
BF256LA	N	—	—	—	7.5	5nA	—	—	4,500	4.5	V.H.F. amps./mixers	29
BF256LB	N	—	—	—	7.5	5nA	—	—	4,500	4.5		29
BF256LC	N	—	—	—	7.5	5nA	—	—	4,500	4.5		29
BF320	P	—	—	—	—	0.02	15	—	800	32	General purpose amps.	29
BF320A	P	—	—	—	—	0.02	15	—	800	32		29
BF320B	P	—	—	—	—	0.02	15	—	800	32		29
BF320C	P	—	—	—	—	0.02	15	—	800	32		29
BF347	N	—	—	—	1	0.5nA	30	—	—	8	Choppers	29
BF348	N	—	—	—	6	5nA	—	—	10,000	4	V.H.F. amps./mixers	29
BFW10	N	—	—	—	—	0.5nA	30	—	—	3.5	General purpose amps.	21
BFW11	N	—	—	—	—	0.5nA	30	—	—	3		21
BFW61	N	—	—	—	—	1nA	25	—	2,000	6		21
E8517	N	—	—	—	—	10pA	40	—	—	70	Low leakage	21
E8517A	N	—	—	—	—	1pA	40	—	—	70		21
E8518	N	—	—	—	—	10pA	40	—	—	80		21
E8518A	N	—	—	—	—	1pA	40	—	—	80		21

Continued

Silicon Field Effect Transistors—FET's

Type	Construction	Absolute Max. Ratings					V (BR) <sub>gss</sub>	Max. Gate Reverse Current (nA)	Typical Forward Transfer Admittance (μmhos)	Max. Input Capacitance (pF)	Application	Base Ref.
		Pd (mW)	V <sub>ds</sub> (V)	V <sub>dg</sub> (V)	V <sub>gs</sub> (V)	I <sub>g</sub> (mA)						
E8519-	N	—	—	—	—	10pA	40	—	100	2	Low leakage	21
E8519A	N	—	—	—	—	1pA	40	—	100	2		21
TIS68	N	—	—	—	—	2nA	25	—	1,000	8	Differential amplifiers	29
TIS69	N	—	—	—	—	2nA	25	—	1,000	8		29
TIS70	N	—	—	—	—	2nA	25	—	1,000	8	V.H.F. amps./mixers	29
TIS88A	N	—	—	—	6	1nA	—	—	4,000	4.5		29
2N2497	P	—	—	—	—	10nA	20	—	1,000	32	General purpose amps.	30
2N2498	P	—	—	—	—	10nA	20	—	1,500	32		30
2N2499	P	—	—	—	—	10nA	20	—	2,000	32	Choppers	30
2N2608	P	—	—	—	—	10nA	30	—	1,000	17		57
2N2609	P	—	—	—	—	30nA	30	—	2,500	30	57	
2N4220	N	—	—	—	4	0.1nA	30	—	1,000	6	General purpose	21
2N4220A	N	—	—	—	4	0.1nA	30	—	1,000	6		21
2N4221	N	—	—	—	8	0.1nA	30	—	2,000	6	Choppers	21
2N4221A	N	—	—	—	8	0.1nA	30	—	2,000	6		21
2N4222	N	—	—	—	8	0.1nA	30	—	2,500	6	General purpose	21
2N4222A	N	—	—	—	8	0.1nA	30	—	2,500	6		21
2N4445	N	—	—	—	10	3nA	25	—	—	50	Choppers	21
2N4446	N	—	—	—	10	3nA	25	—	—	50		21
2N4447	N	—	—	—	10	3nA	20	—	—	50	Choppers	21
2N4448	N	—	—	—	10	3nA	20	—	—	50		21
2N5549	N	—	—	—	6	0.25nA	40	—	—	8	General purpose	57
3N160	P	—	—	—	5	10pA	25	—	3.5	10		36
3N161	P	—	—	—	5	100pA	25	—	3.5	10	General purpose	36
3N174	P	—	—	—	6	2.5pA	25	—	0.4	4.5		36
3N201	N	—	—	—	5	—	25	—	8,000	—	R.F., I.F. amps./mixers	21
3N202	N	—	—	—	5	—	25	—	8,000	—		21
3N203	N	—	—	—	5	—	25	—	7,000	—	R.F., I.F. amps./mixers	21
3N204	N	—	—	—	4	—	25	—	10,000	—		21
3N205	N	—	—	—	4	—	25	—	10,000	—	R.F., I.F. amps./mixers	21
3N206	N	—	—	—	4	—	25	—	7,000	—		21
3N211	N	—	—	—	5.5	—	27	—	17,000	—	Choppers	21
3N212	N	—	—	—	4	—	27	—	17,000	—		21
3N213	N	—	—	—	5.5	—	35	—	15,000	—	21	
BFW54	NcPE	150	50	50	-50	10	-50	—	4,750	6	General purpose	30
BFW55	NcPE	150	50	50	-50	10	-50	—	4,750	6		30
BFW56	NcPE	150	50	50	-50	10	-50	—	4,750	6	V.H.F. amps./mixers	30
BF244	NcPE	200	30	30	-30	10	—	—	4,625	4		29
BF245	NcPE	200	30	30	-30	10	—	—	4,625	4	V.H.F. amps./mixers	29
TIS34	NcPE	200	30	30	-30	10	-30	—	5,000	6		29
TIS58	NcPE	200	25	25	-25	10	-25	—	4,000	6	General purpose	29
TIS59	NcPE	200	25	25	-25	10	-25	—	4,800	6		29
2N3819	NcP	200	25	25	-25	10	-25	—	4,250	8	General purpose	29
2N3820	NcP	200	20	20	-20	10	-20	—	2,900	32		29
2N5248	NcPE	200	30	30	-30	10	-30	—	5,000	6	V.H.F. amps./mixers	29
BF246	NcPE	250	25	25	-25	10	-25	—	2,500	12		29
BF247	NcPE	250	25	25	-25	10	-25	—	2,500	12	Choppers	29
TIS42	NcPE	240	25	25	-25	10	-25	—	—	18		29
2N5045	NcPE	250	—	50	-50	30	—	0.25	1,500	8	Low level D.C. amplifiers	32
2N5046	NcPE	250	—	50	-50	30	—	0.25	1,500	8		32
2N5047	NcPE	250	—	50	-50	30	—	0.25	1,500	8	Low level D.C. and audio amplifiers	32
2N3329	PcDP	300	—	—	—	-10	20	—	1,500	20		21
2N3330	PcDP	300	—	—	—	-10	20	—	2,250	20	Low level D.C. and audio amplifiers	21
2N3331	PcDP	300	—	—	—	-10	20	—	3,000	20		21
2N3332	PcDP	300	—	—	—	-10	20	—	1,600	20	U.H.F. amps./mixers	21
2N3821	NcPE	300	50	50	-50	10	-50	—	5,000	6		21
2N3822	NcPE	300	50	50	-50	10	-50	—	4,625	6	U.H.F. amps./mixers	21
2N3823	NcPE	300	30	30	-30	10	-30	—	5,000	6		21
2N3824	NcPE	300	50	50	-50	10	-50	—	—	6	Choppers	21
2N3909	PcP	300	-20	-20	20	-10	20	—	3,000	32		Small signal amplifiers
2N3993	PcDP	300	-25	-25	25	-10	25	—	9,000	16	High speed choppers	21

Continued

Silicon Field Effect Transistors—FET's

Type	Construction	Absolute Max. Ratings					V (BR) <sub>gss</sub>	Max. Gate Reverse Current (nA)	Typical Forward Transfer Admittance (μmhos)	Max. Input Capacitance (pF)	Application	Base Ref.
		Pd (mW)	Vds (V)	Vdg (V)	Vgs (V)	Ig (mA)						
<b>TEXAS (Continued)</b>												
<i>Current Types (Continued)</i>												
2N3994	PcDP	300	-25	-25	25	-10	25	-	7,000	16	High speed choppers	21
2N4416	NcPE	300	30	30	-30	10	-30	-0.1	6,000	4	V.H.F. amps/mixers	21
2N4416A	NcPE	300	35	35	-35	10	-35	-0.1	6,000	4		21
TIS73	NcPE	360	30	30	-30	50	-30	-2	-	18	Choppers	29
TIS74	NcPE	360	30	30	-30	50	-30	-2	-	18		29
TIS75	NcPE	360	30	30	-30	50	-30	-2	-	18		29
TIXS67	PcP	360	-25	-25	±25	50pA	-	50pA	5,000	10	General purpose	33
TIXS78	NcP	360	-	300	-75	10	-	-1	7,875	15		29
TIXS79	NcP	360	-	200	-50	10	-	-1	7,875	18	29	
2N3970	NcPE	360	40	40	-50	50	-40	-	-	25		30
2N3971	NcPE	360	40	40	-40	50	-40	-	-	25		30
2N3972	NcPE	360	40	40	-40	50	-40	-	-	25		30
2N4091	NcPE	360	40	40	-40	10	-40	-	-	16		30
2N4092	NcPE	360	40	40	-40	10	-40	-	-	16		30
2N4093	NcPE	360	40	40	-40	10	-40	-	-	16		30
2N4391	NcPE	360	40	40	-40	50	-40	-	-	14		30
2N4392	NcPE	360	40	40	-40	50	-40	-	-	14		30
2N4393	NcPE	360	40	40	-40	50	-40	-	-	14		30
2N4856	NcPE	360	40	40	-40	50	-40	-0.5	-	18	High speed choppers	30
2N4857	NcPE	360	40	40	-40	50	-40	-0.5	-	18		30
2N4858	NcPE	360	40	40	-40	50	-40	-0.5	-	18		30
2N4859	NcPE	360	30	30	-30	50	-30	-0.25	-	18		30
2N4860	NcPE	360	30	30	-30	50	-30	-0.25	-	18		30
2N4861	NcPE	360	30	30	-30	50	-30	-0.25	-	18		30
2N4856A	NcPE	360	40	40	-40	50	-40	-	-	10		30
2N4857A	NcPE	360	40	40	-40	50	-40	-	-	10		30
2N4858A	NcPE	360	40	40	-40	50	-40	-	-	10		30
2N4859A	NcPE	360	30	30	-30	50	-30	-	-	10		30
2N4860A	NcPE	360	30	30	-30	50	-30	-	-	10	30	
2N4861A	NcPE	360	30	30	-30	50	-30	-	-	10	30	
2N5245	NcPE	360	30	30	-30	50	-30	-1	6,000	4.5	V.H.F. amps./mixers	29
2N5246	NcPE	360	30	30	-30	50	-30	-1	4,500	4.5		29
2N5247	NcPE	360	30	30	-30	50	-30	-1	5,750	4.5		29
2N2386	PcDP	500	-	-	-	10	-20	-	1,000	50	Small signal low noise amps	30
2N2497	PcDP	500	-	-	-	10	-20	-	900	32		30
2N2498	PcDP	500	-	-	-	10	-20	-	1,350	32		30
2N2499	PcDP	500	-	-	-	10	-20	-	1,800	32		30
2N2500	PcDP	500	-	-	-	10	-20	-	900	32		30

Semiconductor Diodes

(Signal, switching and low-power rectifier diodes)

Type	Construction	Peak Inverse Volts	Minimum Forward Current		Maximum Reverse Current		Max. Rect. Current (mA)	Application	Connections
			mA	at Volts	μA	at Volts			

EMIHUS

Current Types

BA130	Silicon planar epitaxial	30	10	1	0.1	25	-	Switching	A1
BAW28		30	100	1	0.2	30	-		A1
BAX13		75	2	0.7	0.05	50	-		A1
BAX78		55	100	0.95	0.1	55	-		A1
BAY31		15	30	1	0.1	1	-		A1
BAY36		30	30	1	0.1	10	-		A1
BAY38		50	50	1	0.05	50	-		A1

Continued

Semiconductor Diodes

Type	Construction	Peak Inverse Volts	Minimum Forward Current		Maximum Reverse Current		Max. Rect. Current (mA)	Application	Connections
			mA	at Volts	$\mu$ A	at Volts			

EMIHUS (Continued)

Current Types (Continued)

BAY71	Silicon planar epitaxial	50	20	1	0.1	35	—	Switching	A1
BAY74		50	200	1	0.1	35	—		A1
HS1390		40	10	1.15	0.05	10	—		A1
HS1392		20	30	1	0.1	10	—		A1
HS1395		30	10	1.15	0.05	10	—		A1
HS9001		100	100	1	0.025	20	—		A1
HS9002		100	30	1	0.025	20	—		A1
HS9003		75	200	1	0.05	50	—		A1
HS9004		75	100	1	0.05	50	—		A1
HS9005		75	20	1	0.05	50	—		A1
HS9006		50	300	1	0.1	40	—		A1
HS9007		50	200	1	0.1	40	—		A1
HS9008		50	100	1	0.1	40	—		A1
HS9009		50	20	1	0.1	40	—		A1
HS9010		30	—	—	0.1	20	—		A1
HS9070		15	10	1	0.1	10	—		A1
HS9078		25	10	1	0.1	25	—		A1
HS9089		30	250	1	0.1	30	—		A1
HS9097		60	250	1	—	—	—		A1
HS9099		15	30	1	—	—	—		A1
HS9501		75	350	1	0.1	40	—		A1
HS9502		40	350	1	0.1	20	—		A1
HS9503		20	350	1	0.1	10	—		A1
HS9504		75	250	1	0.1	40	—		A1
HS9505		40	250	1	0.1	20	—		A1
HS9506		20	250	1	0.1	10	—		A1
HS9507		75	150	1	0.1	40	—		A1
HS9508		40	150	1	0.1	20	—		A1
HS9509		20	100	1	0.1	10	—		A1
HS9591		70	350	1.3	0.2	70	—		A1
HS9592		50	200	1	0.2	50	—		A1
HS9593		70	200	1	0.2	70	—		A1
HSP1001		175	100	1	0.05	150	—		A1
HSP1006		80	100	1	0.2	50	—		A1
HSP1007		175	50	1	0.05	150	—		A1
HSP1009		175	50	1	0.2	150	—		A1
HSP1010		60	50	1	0.05	50	—		A1
HSP1011		60	20	1	0.2	50	—		A1
HSP1012		50	50	1	0.2	50	—		A1
HSP1013		120	50	1	0.05	100	—		A1
HSP1020		200	200	1	0.02	200	—		A1
HSP1022		150	—	—	0.006	150	—		A1
HSP1023		200	—	—	0.006	150	—		A1
HSP1051		150	—	—	0.5	100	—		A1
HSP1053		40	—	—	0.1	40	—		A1
HSP1054	20	50	1	0.001	15	—	A1		
HSP1056	160	—	—	—	100	—	A1		
HSP1058	15	10	1	1	20	—	A1		
HSP1060	20	50	1	0.2	20	—	A1		
HSP1080	150	—	—	0.01	150	—	A1		
HSP1083	15	—	—	5	15	—	A1		
HSP1920	50	200	1.2	0.1	50	—	A1		
HSP1921	100	200	1.2	0.1	100	—	A1		
HSP1922	150	200	1.2	0.1	150	—	A1		
HSP1923	200	200	1.2	0.1	200	—	A1		
1N251	40	5	1	0.1	10	—	Switching	A1	
1N252	30	10	1	0.1	5	—		A1	
1N625	30	4	1.5	1	20	—		A1	
1N626	50	4	1.5	1	35	—	General purpose	A1	
1N627	100	4	1.5	1	75	—		A1	
1N628	150	4	1.5	1	125	—		A1	

Continued

## Semiconductor Diodes

Type	Construction	Peak Inverse Volts	Minimum Forward Current		Maximum Reverse Current		Max. Rect. Current (mA)	Application	Connections
			mA	at Volts	$\mu$ A	at Volts			

## EMIHUS (Continued)

## Current Types (Continued)

1N629	Silicon planar epitaxial	200	4	1.5	1	175	—	General purpose	A1
1N643		200	10	1	1	100	—		A1
1N643A		200	100	1	1	100	—		A1
1N658		120	100	1	0.05	40	—		A1
1N659		60	6	1	5	50	—		A1
1N660		120	6	1	5	100	—		A1
1N660A		120	10	1	5	100	—		A1
1N662		100	10	1	1	50	—		A1
1N662A		100	100	1	20	50	—		A1
1N663A		100	10	1	20	50	—		A1
1N914		75	10	1	0.025	20	—		A1
1N914A		75	20	1	0.025	20	—		A1
1N914B		75	100	1	0.025	20	—		A1
1N914E		30	10	1	—	—	—		A1
1N916		75	10	1	0.025	20	—		A1
1N916A		75	20	1	0.025	20	—		A1
1N3062		75	20	1	100	50	—		A1
1N3063		75	10	1	100	50	—		A1
1N3064		75	10	0.85	100	50	—		A1
1N3065		75	20	1	100	50	—		A1
1N3066		75	10	1	100	50	—		A1
1N3067		30	5	1	100	20	—		A1
1N3068		30	5	1	100	20	—		A1
1N3069		65	50	1	100	50	—		A1
1N3596		20	30	1	0.1	20	—		A1
1N3600		50	200	1	0.1	50	—		A1
1N3604		75	50	1	0.05	50	—		A1
1N3605		40	20	0.88	0.05	30	—		A1
1N3606	75	20	0.88	0.05	50	—	A1		
1N3669	70	400	1.1	0.25	70	—	A1		
1N3873	50	150	0.95	0.1	50	—	A1		
1N3956	30	0.1	2.55	0.05	30	—	A1		
1N4009	25	30	1	0.1	25	—	A1		
1N4147	30	30	1	5	30	—	A1		
1N4148	75	10	1	0.025	20	—	A1		
1N4149	75	10	1	0.025	20	—	A1		
1N4150	50	200	1	0.1	50	—	A1		
1N4151	75	50	1	0.05	50	—	A1		
1N4152	40	20	0.88	0.05	30	—	A1		
1N4153	75	20	0.88	0.05	50	—	A1		
1N4154	35	30	1	0.1	25	—	A1		
1N4305	75	10	0.85	0.1	50	—	A1		
1N4446	75	20	1	0.025	20	—	A1		
1N4447	75	20	1	0.025	20	—	A1		
1N4448	75	100	1	0.025	20	—	A1		
1N4449	75	30	1	0.025	20	—	A1		
1N4450	40	200	1	0.05	30	—	A1		
1N4451	40	300	1	0.05	30	—	A1		
1N5315	75	200	1	0.05	50	—	A1		

## FERRANTI

## Current Types

BA225††	Double diode	25	—	—	—	100*	General purpose	70
BA226†		25	—	—	—	100*		69
BAW63	Silicon planar	60	—	—	1	60	200*	71
BAW63A		30	—	—	1	30	200*	71
BAW63B		15	—	—	1	15	200*	71
BAW64†		60	—	—	1	60	200*	69
BAW65†		30	—	—	1	30	200*	69
								High speed switching

Continued

## Semiconductor Diodes

Type	Construction	Peak Inverse Volts	Minimum Forward Current		Maximum Reverse Current		Max. Rect. Current (mA)	Application	Connections
			mA	at Volts	$\mu$ A	at Volts			
<b>FERRANTI (Continued)</b>									
<i>Current Types (Continued)</i>									
BAW66††	Silicon planar	30	—	—	1	30	200*	High speed switching	70
BAW67†		15	—	—	1	15	200*		69
BAW68††		15	—	—	1	15	200*		70
BBY17	Variable capacitance. Silicon epitaxial planar	100	Nom. cap. = 6.8pF at 4V		0.2	80	—	V.H.F./U.H.F. tuners	A1
BBY18		100	Nom. cap. = 10pF at 4V		0.2	80	—		A1
BBY19		100	Nom. cap. = 15pF at 4V		0.2	80	—		A1
BBY20		100	Nom. cap. = 22pF at 4V		0.2	80	—		A1
BBY21		100	Nom. cap. = 33pF at 4V		0.2	80	—		A1
BBY22		100	Nom. cap. = 47pF at 4V		0.2	80	—		A1
ZC700		30	Nom. cap. = 6.8pF at 4V		0.02	25	—		A1
ZC701		30	Nom. cap. = 8.2pF at 4V		0.02	25	—		A1
ZC702		30	Nom. cap. = 10pF at 4V		0.02	25	—		A1
ZC703		30	Nom. cap. = 12pF at 4V		0.02	25	—		A1
ZC704		30	Nom. cap. = 15pF at 4V		0.02	25	—		A1
ZC705		30	Nom. cap. = 18pF at 4V		0.02	25	—		A1
ZC706		30	Nom. cap. = 22pF at 4V		0.02	25	—		A1
ZC707		30	Nom. cap. = 27pF at 4V		0.02	25	—		A1
ZC708		30	Nom. cap. = 33pF at 4V		0.02	25	—		A1
ZC709		30	Nom. cap. = 39pF at 4V		0.02	25	—		A1
ZC710		30	Nom. cap. = 47pF at 4V		0.02	25	—		A1
ZC711		30	Nom. cap. = 56pF at 4V		0.02	25	—		A1
ZC712		30	Nom. cap. = 68pF at 4V		0.02	25	—		A1
ZC713		30	Nom. cap. = 82pF at 4V		0.02	25	—		A1
ZC714	30	Nom. cap. = 100pF at 4V		0.02	25	—	A1		
ZC800	Hyperabrupt variable capacitance. Silicon epitaxial planar	25	1.8 to 10pF cap. range		0.02	20	—	Large capacity variation. V.H.F./U.H.F. tuners	A1
ZC801		25	2.7 to 15pF cap. range		0.02	20	—		A1
ZC802		25	4.0 to 22pF cap. range		0.02	20	—		A1
ZC803		25	6.0 to 33pF cap. range		0.02	20	—		A1
ZC804		25	8.5 to 47pF cap. range		0.02	20	—		A1
ZC805		25	12 to 68pF cap. range		0.02	20	—		A1
ZC806		25	18 to 100pF cap. range		0.02	20	—		A1
ZC820		25	1.8 to 10pF cap. range		0.02	20	—		95
ZC821		25	2.7 to 15pF cap. range		0.02	20	—		95
ZC822		25	4.0 to 22pF cap. range		0.02	20	—		95
ZC823		25	6.0 to 33pF cap. range		0.02	20	—		95
ZC824		25	8.5 to 47pF cap. range		0.02	20	—		95
ZC825		25	12 to 68pF cap. range		0.02	20	—		95
ZC826		25	18 to 100pF cap. range		0.02	20	—		95
ZDX1F†	Double diode	15	—	—	1	15	250	General purpose	94
ZDX1R†		15	—	—	1	15	250		94
ZDX2F†		30	—	—	1	30	250		94
ZDX2R†		30	—	—	1	30	250		94
ZDX3F†		50	—	—	1	50	250		94
ZDX3R†		50	—	—	1	50	250		94
ZDX4F†		100	—	—	1	100	250		94
ZDX4R†		100	—	—	1	100	250		94
ZS10A	Silicon junction	60	—	—	0.05	60	100	General purpose, low capacitance	C2
ZS10B		60	—	—	0.5	60	100		C2
ZS20A		120	—	—	0.05	120	100		C2
ZS20B		120	—	—	0.5	120	100		C2
ZS21		200	—	—	0.5	200	100		C2
ZS22		300	—	—	0.5	300	100		C2
ZS24		400	—	—	0.5	400	100		C2
ZS120		50	—	—	5	50	250		A1
ZS121		100	—	—	5	100	250		A1
ZS122		200	—	—	5	200	250		A1
ZS123	300	—	—	5	300	250	A1		
ZS124	400	—	—	5	400	250	A1		
ZS130	Silicon planar epitaxial	50	—	—	2	50	250	High speed logic	A1
ZS131		50	—	—	2	50	250		A1
ZS132		100	—	—	5	100	250		A1



## Semiconductor Diodes

Type	Construction	Peak Inverse Volts	Minimum Forward Current		Maximum Reverse Current		Max. Rect. Current (mA)	Application	Connections	
			mA	at Volts	$\mu$ A	at Volts				
<b>FERRANTI (Continued)</b>										
<i>Current Types (Continued)</i>										
ZS133	Silicon planar epitaxial	70	—	—	2	70	250	High speed logic	A1	
ZS140		15	—	—	1	15	250		High speed switching	A1
ZS141		50	—	—	1	50	250	High temperature operation		A1
ZS142		30	—	—	1	30	250			A1
ZS143		70	—	—	1	70	250			A1
ZS150		50	—	—	0.001	50	250			A1
ZS151		100	—	—	0.001	100	250	A1		
ZS152		50	—	—	0.005	50	250	A1		
ZS153		100	—	—	0.005	100	250	A1		
ZS154		50	—	—	0.1	50	250	A1		
ZS155		100	—	—	0.1	100	250	A1		

\* Per diode † Common cathode ‡ Common anode

## I.T.T.

*Current Types*

AA143	Germanium gold bonded	25	—	—	20	20	60	A.M./F.M. detector	A1
AA144		90	—	—	200	75	10	General purpose	A1
BA157	Silicon	400	—	—	5	400	400	High speed switching	A1
BA158		600	—	—	5	600	400		A1
BA159		1,000	—	—	5	1,000	400		A1
BA160	Silicon planar	20	—	—	1	10	100	TV tuners	A1
BA170	Silicon junction	20	—	—	3	15	150	General purpose	A1
BA200	Silicon planar epitaxial	35	—	—	0.05	25	150		A1
BA201		50	—	—	0.1	30	150		A1
BS202		75	—	—	0.1	50	150		A1
BA203		100	—	—	0.5	75	150		A1
BA243		20	—	—	0.1	15	100	Radio/TV tuner	A1
BA244	Silicon avalanche	20	—	—	0.1	15	100	bandswitching	A1
BAW21		—	—	—	0.1	70	400	Protection	A1
BAX13	Silicon planar epitaxial	50	—	—	0.2	50	150	General purpose	A1
BAX16		150	—	—	0.1	150	200		A1
BAY17	Silicon junction	15	—	—	0.01	12	200		A1
BAY18		60	—	—	0.01	50	200	A1	
BB121A	Variable capacitance Silicon planar epitaxial	3 to 25	Cap. 4.5 to 5.5pF	—	0.01	28	—	TV, U.H.F./V.H.F. tuners	A1
BB121B		3 to 25	Cap. 4.5 to 5.5pF	—	0.01	28	—		A1
BB122		3 to 25	Cap. 4.5 to 5.5pF	—	0.01	28	—		A1
BB139		3 to 25	Cap. 5.0 to 6.5pF	—	0.01	28	—		A1
BB141A		3 to 25	Cap. 4.0 to 5.0pF	—	0.01	28	—		A1
BB141B		3 to 25	Cap. 4.0 to 5.0pF	—	0.01	28	—		A1
BB142		3 to 25	Cap. 4.0 to 5.0pF	—	0.01	28	—		A1
DK13		Germanium gold bonded	50	—	—	60	50		120
DK14	80		—	—	90	80	120	A1	
DK15	100		—	—	90	100	120	A1	
DK19	25		—	—	160	25	110	A1	
DK20	50		—	—	25	50	70	A1	
DK21	8		—	—	25	3	30	A1	
ITT33	Silicon planar epitaxial	35	—	—	0.1	20	150	F.M., A.F.C.	A1
ITT44		50	—	—	0.1	20	150		A1
ITT210	Silicon variable capacitance	—	Cap. 8.0 to 12pF	—	—	—	—		A1
ITT600	Silicon planar epitaxial	75	—	—	0.1	50	200	General purpose	A1
ITT920		50	—	—	0.2	50	200		A1
ITT921		100	—	—	0.2	100	200		A1
ITT922		150	—	—	0.2	150	200		A1
ITT923		200	—	—	0.2	200	200		A1
ITT2001		100	—	—	0.1	50	100		A1
ITT2002		200	—	—	0.1	150	100		A1
ITT2003		250	—	—	0.1	150	100		A1
1N914		75	—	—	0.025	20	75		A1
1N916		75	—	—	0.025	20	75		A1

Continued

## Semiconductor Diodes

Type	Construction	Peak Inverse Volts	Minimum Forward Current		Maximum Reverse Current		Max. Rect. Current (mA)	Application	Connections
			mA	at Volts	$\mu$ A	at Volts			

## I.T.T. (Continued)

## Current Types (Continued)

1N3062	Silicon planar	75	—	—	0.1	75	—	General purpose	A1
1N3065		75	—	—	0.1	75	—		A1
1N4148	75	—	—	0.025	20	150	A1		
1N4149	75	—	—	0.025	20	150	A1		
1N4150	Silicon planar epitaxial	60	—	—	0.1	50	150		A1
1N4151		75	—	—	0.05	50	150		A1
1N4154		35	—	—	0.1	25	150		A1
1N4446		75	—	—	0.025	20	150		A1
1N4447		75	—	—	0.025	20	150		A1
1N4448		75	—	—	0.025	20	150		A1
1N4449	75	—	—	0.025	20	150	A1		

## MULLARD

## Replacement Types

AAY11	Germanium point contact	90	10	1.5	250	90	35*	High speed switching	A2
BAX78	Silicon planar epitaxial	50	—	—	0.05	50	115		High speed logic
BYX26-60	Silicon avalanche	60	—	—	1	60	250	General purpose	A1
BYX26-150		150	—	—	1	150	250		A1
GEXM66	Germanium point contact	5	—	—	50	1	15*	V.H.F. mixers	A1

## Current Types

AA119	Germanium point contact	45	0.1	0.25	350	45	35*	A.M. detector	A1
AAY30	Germanium gold bonded	50	—	—	50	30	400	High speed switching	A1
AAY32		30	—	—	70	30	110		General purpose
AAY33		12	—	—	100	12	240	High speed switching	A1
AAZ13		8	1	0.27	150	8	30*		A2
AAZ15		75	0.1	0.15	25	75	140*	General purpose	A2
AAZ17		50	0.1	0.15	150	50	110*	High speed switching	A2
BA102	Silicon variable capacitance	20	Cap. 20 to 45pF		100	20	—	TV, A.F.C.	A1
BA145	Double diffused silicon	300	—	—	10	300	10*	Colour TV detectors	A1
BA148	Silicon	350	—	—	200	300	300*		High speed logic
BA182	Silicon planar	35	—	—	0.1	20	100	V.H.F. tuner switching	A13
BA314	Silicon	—	—	—	—	—	250	L.V. stabiliser	A1
BA316		10	—	—	—	—	100		A1
BA317		30	—	—	—	—	100	General purpose	A1
BA318		50	—	—	—	—	100		A1
BAV10		60	—	—	—	—	300	High speed gating	A1
BAV18		60	—	—	—	—	200		A1
BAV19		120	—	—	—	—	200	Switching	A1
BAV20		180	—	—	—	—	200		A1
BAV21		250	—	—	—	—	200		A1
BAV44		65	—	—	—	—	1A		High speed
BAV45	35	—	—	0.01	20	50	Low leakage	C6	
BAW82	75	—	—	—	—	100	High speed logic	A1	
BAX12	Diffused silicon	120	—	—	100	90	400*	General purpose	A1
BAX13		50	—	—	200	50	75*	Fast logic	A1
BAX16		150	—	—	0.025	50	200	General purpose	A1
BAX17		200	—	—	0.025	50	200		A1
BB105B		Silicon variable capacitance	28	Cap. 2.0 to 2.3pF		0.1	28	—	U.H.F. tuners
BB105G	28		Cap. 1.8 to 2.8pF		0.1	28	—	V.H.F. tuners	A13
BB110	30		Cap. 27 to 31pF		0.02	30	100	F.M. tuners	A13
BB113	32		Cap. 230 to 280pF		0.05	32	—	A.M. tuners	100
OA47	Germanium gold bonded	25	0.1	0.25	10	25	110*	High speed switching	A2

Continued

## Semiconductor Diodes

Type	Construction	Peak Inverse Volts	Minimum Forward Current		Maximum Reverse Current		Max. Rect. Current (mA)	Application	Connections
			mA	at Volts	$\mu$ A	at Volts			

**MULLARD (Continued)***Current Types (Continued)*

OA90	Germanium point contact	30	—	—	1,100	30	10*	General purpose	A1
OA91		115	—	—	275	100	50*		A1
OA95		115	—	—	250	100	50*		A1
OA200	Silicon junction	50	—	—	0.1	50	160	High speed logic	A1
OA202		150	—	—	0.1	150	160		A1
1N914	Silicon planar epitaxial	75	—	—	0.025	20	75*	High speed logic	A1
1N916		75	—	—	0.025	20	75*		A1
1N4009		25	—	—	0.1	25	75		A1
1N4148	Silicon planar	75	—	—	0.025	20	75	High speed switching	A1
1N4149		100	—	—	0.025	20	75		A1
1N4446		75	—	—	0.025	20	100		A1
1N4448		75	—	—	0.025	20	100		A1

\* Average value

**NEWMARKET***Current Types*

OA47	Germanium gold bonded	30	—	—	1.2	5	50	General purpose	A2
OA79	Germanium point contact	45	—	—	18	10	30		A2
OA90		30	—	—	250	20	40		A2
OA91	Silicon planar	115	—	—	7	10	50	High speed switching	A2
1N4148		75	—	—	0.025	20	200		A1

**SGS-ATES***Current Types*

AY102	Germanium junction	320	—	—	150	10	10A	TV damper	96
AY103K		200	—	—	60	10	—	High speed	C18
AY104		90	—	—	100	90	—	TV damper	C18
AY105K		250	—	—	60	10	—	TV booster	C18
AY106		200	—	—	150	10	10A	TV booster	96

**TEXAS***Current Types*

BA128	Silicon	50	—	—	0.1	50	100	Switching	A1
BA130		25	—	—	0.1	25	75		A1
BA180		10	—	—	—	—	50		A1
BA181		20	—	—	—	—	50	Low leakage	A1
BAV10		60	—	—	0.1	60	300		A1
BAV47		45	—	—	—	—	50		89
BAV48		45	—	—	—	—	50	89	
BAV49		35	—	—	—	—	50	89	
BAX13		50	—	—	0.05	25	75	Switching	A1
BAX16		150	—	—	0.025	50	200		A1
BAY31	15	—	—	0.1	10	100	A1		
BAY36	30	—	—	0.1	10	100	General purpose	A1	
BAY71	35	—	—	0.1	35	75		A1	
BAY72	100	—	—	0.1	100	225		A1	
BAY74	50	—	—	0.1	35	200	A1		
BY401	50	—	—	0.5	50	500	General purpose	A1	
BY402	100	—	—	0.5	100	500		A1	
BY403	200	—	—	0.5	200	500		A1	
BY404	400	—	—	0.5	400	500	General purpose	A1	
OA200	50	—	—	0.1	50	160		A1	
OA202	150	—	—	0.1	150	160		A1	
1N645	225	—	—	0.2	225	400	General purpose	A1	
1N646	300	—	—	0.2	300	400		A1	

Continued

Semiconductor Diodes

Type	Construction	Peak Inverse Volts	Minimum Forward Current		Maximum Reverse Current		Max. Rect. Current (mA)	Application	Connections		
			mA	at Volts	$\mu$ A	at Volts					
<b>TEXAS (Continued)</b>											
<i>Current Types (Continued)</i>											
1N659	Silicon epitaxial	50	—	—	5	50	100	High speed switching	A1		
1N660		100	—	—	5	100	100		A1		
1N661		200	—	—	10	200	100		A1		
1N914		75	—	—	0.025	20	75		A1		
1N914A		75	—	—	0.025	20	75		A1		
1N914B		75	—	—	0.025	20	75		A1		
1N916		75	—	—	0.025	20	75		A1		
1N916A		75	—	—	0.025	20	75		A1		
1N916B		75	—	—	0.025	20	75		A1		
1N3062		75	—	—	0.1	50	75		A1		
1N3063		75	—	—	0.1	50	75		A1		
1N3064		75	—	—	0.1	50	75		A1		
1N3600		50	—	—	0.1	50	225		A1		
1N3604		75	—	—	0.05	75	150		A1		
1N3605		40	—	—	0.05	40	150		A1		
1N3606		75	—	—	0.05	75	150		A1		
1N4009		25	—	—	0.1	25	150		A1		
1N4148		75	—	—	0.025	20	75		A1		
1N4149		75	—	—	0.025	20	75		A1		
1N4150		50	—	—	0.1	50	225		A1		
1N4152		75	—	—	0.05	75	150		A1		
1N4153		40	—	—	0.05	40	150		A1		
1N4154		75	—	—	0.05	75	150		A1		
1N4305		25	—	—	0.1	25	150		A1		
1N4444		50	—	—	0.05	50	75		A1		
1N4446		75	—	—	0.025	20	75		A1		
1N4447		75	—	—	0.025	20	75		A1		
1N4448		75	—	—	0.025	20	75		A1		
1N4449		75	—	—	0.025	20	75		A1		
1N4454		75	—	—	0.1	50	75		A1		
1S44		40	—	—	0.05	10	75		A1		
1S111		Silicon	225	—	—	0.2	225		400	General purpose	A1
1S113			400	—	—	0.2	400		400		A1
1S120			50	—	—	0.1	50		200		A1
1S121	150		—	—	0.1	150	200	A1			
1S130	50		—	—	1	50	200	A1			
1S131	100		—	—	1	100	200	A1			
1S132	200		—	—	1	200	200	A1			
1S134	400		—	—	1	400	200	A1			
1S920	50		—	—	0.1	50	200	A1			
1S921	100		—	—	0.1	100	200	A1			
1S922	150		—	—	0.1	150	200	A1			
1S923	200		—	—	0.1	200	200	A1			
1S924	300		—	—	0.1	300	200	A1			
1S940	30		—	—	5	30	50	A1			
1S941	50	—	—	5	50	50	A1				
1S942	75	—	—	5	75	50	A1				
1S951	70	—	—	0.2	70	225	A1				
1S952	90	—	—	0.5	70	225	Switching				
1S953	70	—	—	0.2	70	225	A1				
1S960	Silicon epitaxial	50	—	—	0.1	50	150	High speed switching	A1		
1S961		100	—	—	0.1	100	150		A1		

**TUNGSRAM**

*Replacement Types*

BA148	Silicon	350	—	—	200	300	300	High speed logic	A1
-------	---------	-----	---	---	-----	-----	-----	------------------	----

*Current Types*

AA119	Germanium point contact	45	0.1	0.25	350	45	35	A.M. detector	A1
BA102	Silicon variable capacitance	20	Cap. 20 to 45pF		100	20	—	TV A.F.C.	A1

*Continued*

Light Emitting Diodes LEDs

Type	Construction	Peak Inverse Volts	Minimum Forward Current		Maximum Reverse Current		Max. Rect. Current (mA)	Application	Connections
			mA	at Volts	μA	at Volts			
<b>TUNGSRAM (Continued)</b>									
<i>Current Types (Continued)</i>									
BA182	Silicon planar	35	—	—	0.1	20	100	Tuner switching	A13
BAX13	Diffused silicon	50	—	—	200	50	75	Fast logic	A1
OA47	Germanium gold bonded	25	0.1	0.25	10	25	110	High speed switching	A2
OA90 } OA95 } OA202 }	Germanium point contact Silicon junction	115 115 150	— — —	— — —	275 250 0.1	100 100 150	50 50 160	General purpose	A1 A1 A1

Light Emitting Diodes LEDs

Type	Construction	Colour	Forward Current (mA)	Reverse Voltage (V)	Power Dissipation (mW)	Forward Voltage		Connections
						(V)	at (mA)	
<b>I.T.T.</b>								
<i>Current Types</i>								
CQY26 } CQY28 } CQY29 } CQY30 } CQY65 }	GaAsP	Red	50	3	120	1.7	20	91
		Green	40	3	120	2	20	91
		Yellow	40	3	120	2	20	91
		Red	50	3	120	1.7	20	91
		Red	40	3	100	1.7	20	91

MULLARD

*Current Types*

CQY11B } CQY11C }	GaAs	Infra-Red	{ 30 30	—	—	—	—	83 83
CQY24 } CQY25 } 185CQY }		GaAsP	Red	{ 50 * *	—	—	2 2 2	50 * *
CQY46 } CQY47 }	{ 50 50			—	—	2 2	50 50	C19 C19
CQY50	GaAs			Infra-Red	100	—	—	—

\* 10mA per segment, 80mA per device

PLESSEY

*Current Types*

GAL1 } GAL1A } GAL2 } GAL3 } GAL10 } GAL11 } GAL32 }	GaAs	Infra-red	{ 100 100 1A 1A 500 500 100	3	—	1.25 1.25 1.5 1.5 1.6 1.6 1.3	100 100 1A 1A 500 500 50	92 92 95 95 — — 91	
GPA1100* }			Yellow	50	6	1W	3	10	*
GPL1 }			Red	25	6	50	1.9	10	92
GPL2 }			Red	25	6	50	1.9	10	92
GPL5 }			Yellow	100	6	—	4	250	95
GPL100 }			Red	50	6	—	1.9	10	C9
GPL101 }			Red	50	6	—	1.9	10	C9
GPL102 }	Red	50	6	—	1.9	10	C9		

Continued

**Light Emitting Diodes LEDs**

Type	Construction	Colour	Forward Current (mA)	Reverse Voltage (V)	Power Dissipation (mW)	Forward Voltage		Connections
						(V)	at (mA)	

**PLESSEY (Continued)**

*Current Types (Continued)*

GPL120	GaP	Yellow	50	6	—	2.3	40	C9
GPL121		Yellow	50	6	—	2.3	40	C9
GPL122		Yellow	50	6	—	2.3	40	C9
GPL140		Green	50	6	—	2.7	40	91
GPL141		Green	50	6	—	2.7	40	91

\* GPA1100-30 element array. Refer to manufacturer for connections and array details.

**R.C.A.**

*Current Types*

C30116	InGaA	Infra-Red	50	—	—	2	50	C14
SG1001	GaA		50	—	—	1.4	50	C16
SG1002			50	—	—	1.4	50	C15
SG1003			50	—	—	1.4	50	C15
SG1004			50	—	—	1.4	50	C15
SG1006			20	—	—	1.2	20	C15
SG1007			100	—	—	1.2	100	Chip
SG1009			100	—	—	1.5	100	C14

**Photodevices**

Type	Construction	Spectral Response		Absolute Max. Ratings					Application	Connections
		Peak (µm)	Cut-off (µm)	Power Dissipation (mW)	Forward Voltage (V)	Reverse Voltage (V)	Dark Current			
							(µA)	at Volts		

**MULLARD**

*Current Types*

BPX40	Silicon planar photodiode	0.8	1.1	—	—	18	0.5	15	General purpose	—
BPX41		0.8	1.1	—	—	18	1	15		—
BPX42		0.8	1.1	—	—	12	5	10		—
BPX94	Silicon photodiode	0.8	1.1	—	—	18	0.1nA	—	Low light use	9
BPY13		0.9	1.1	—	—	50	1	—	High speed use	85
BPY13A		0.9	1.1	—	—	100	2	—	Ultra high speed use	85
BPY69	Silicon npn duo-photodiode	0.9	1.1	—	—	60	0.05	—	Photoconductive mode	—
BPY77	Silicon photodiode	0.8	1.1	—	—	100	0.002	10	Ultra high speed use	84
OAP12	Germanium photodiode	1.55	1.8	—	—	30	15	—	Photoconductive mode	—
BPX25	Silicon npn photodiode	0.8	1.1	—	32	—	0.5	—	General purpose	9
BPX29		0.8	1.1	—	32	—	0.5	—		9
BPX25A	Silicon npn 'Darlington'	0.8	1.1	—	30	—	0.25	—	Darlington pair	9
BPX29A	Phototransistor	0.8	1.1	—	30	—	0.25	—		9

**PLESSEY**

*Current Types*

SC100	Silicon planar photodiode	0.8	1.1	—	—	50	0.02	15	General purpose	84
OPT500	Silicon planar phototransistor	0.7	1.2	200	30	7	0.025	30		85

**R.C.A.**

*Current Types*

C30801	Silicon p-type photodiode	0.4	1.1	50	0.5	100	0.2	—	170° field-of-view	84
C30802		0.4	1.1	50	0.5	100	0.5	—		84
C30805		0.4	1.125	100	0.5	225	3	—	General purpose	—
C30806		0.4	1.15	100	0.5	225	3	—		—

*Continued*

Type	Construction	Spectral Response		Absolute Max. Ratings				Application	Connections	
		Peak ( $\mu\text{m}$ )	Cut-off ( $\mu\text{m}$ )	Power Dissipation (mW)	Forward Voltage (V)	Reverse Voltage (V)	Dark Current			
							( $\mu\text{A}$ )			at Volts

R.C.A. (Continued)

Current Types (Continued)

C30807	Silicon n-type photodiode	0.4	1.1	10	0.5	45	0.01	—	General purpose	85
C30808		0.4	1.1	100	0.5	45	0.03	—		85
C30808A		0.4	1.1	100	0.5	45	0.03	—		85
C30809		0.4	1.1	100	0.5	45	0.07	—		86
C30810		0.4	1.1	1W	0.5	45	0.3	—		As marked
C30812	Silicon p-type photodiode	0.4	1.125	100	0.5	225	0.03	—	General purpose	84
C30813		0.4	1.15	100	0.5	225	0.1	—		84
C30814		0.4	1.15	100	0.5	225	0.5	—		87
C30822		0.4	1.1	100	0.5	100	0.05	—		86
C30831	Silicon n-type photodiode	0.4	1.1	1	0.5	100	0.01	—	General purpose	85
C30843		0.4	1.1	10	0.5	100	0.01	—		As marked
C30844		0.4	1.1	50	0.5	100	0.03	—		
C30845		0.4	1.1	100	0.5	100	0.05	—		
C30846		0.4	1.1	100	0.5	100	0.08	—		

Power Rectifier Diodes

Type	Construction	Peak Inverse Voltage	Max. Rect. Current (A)	Max. Forward Voltage Drop		Max. Reverse Current		Connections
				Volts	at Amps	$\mu\text{A}$	at Volts	

A.E.I. SEMICONDUCTORS Ltd.

Current Types

BYX22 series*	Silicon	200 to 800	1.4	1.5	5	120	200 to 800	A3
BYX30 series*†		200 to 600	14	—	—	—	—	S2, S3†
BYX38 series*†		300 to 1,200	2.5	2.1	15	10	300 to 1,200	S2, S3†
BYX39 series*†		600 to 1,000	6	—	—	—	—	S2, S3†
BYX40 series*†		600 to 1,000	12	—	—	—	—	S2, S3†
BYX42 series*†		300 to 1,200	10	1.4	15	200	300 to 1,200	S2, S3†
BYX45/R series*		600 to 1,000	1.5	—	—	—	—	A4
BYX46 series*†		200 to 600	15	—	—	—	—	S2, S3†
BYX48 series*†		300 to 1,200	6	1.8	15	200	300 to 1,200	S2, S3†
BYX50 series*†		200 to 600	6	—	—	—	—	S2, S3†
F12		200	1	—	—	—	—	A1
F14		400	1	—	—	—	—	A1
F16		600	1	—	—	—	—	A1
F32		200	3	—	—	—	—	A10
F34		400	3	—	—	—	—	A10
F36	600	3	—	—	—	—	A10	
F111	1,100	1	—	—	—	—	A1	
F113	1,300	1	—	—	—	—	A1	
F311	1,100	3	—	—	—	—	A10	
GJ3M	Germanium junction	200	1	0.72	1	1mA	200	S1
GJ4M		75	1	0.72	1	1.3mA	75	S1
GJ5M		300	1	0.72	1	800	300	S1
GJ6M		150	1	0.72	1	800	150	S1
HK103A	Silicon	100	17	—	—	—	—	S2
HK103K		100	17	—	—	—	—	S3
HK203A		200	17	—	—	—	—	S2
HK203K		200	17	—	—	—	—	S3
HK403A		400	17	—	—	—	—	S2
HK403K		400	17	—	—	—	—	S3
HK603A		600	17	—	—	—	—	S2
HK603K		600	17	—	—	—	—	S3
HK803A		800	17	—	—	—	—	S2

Continued

Power Rectifier Diodes

Type	Construction	Peak Inverse Voltage	Max. Rect. Current (A)	Max. Forward Voltage Drop		Max. Reverse Current		Connections
				Volts	at Amps	μA	at Volts	

A. E. I. SEMICONDUCTORS Ltd. (Continued)

Current Types (Continued)

HK803K		800	17	—	—	—	—	S3	
HK1003A		1,000	17	—	—	—	—	S2	
HK1003K		1,000	17	—	—	—	—	S3	
HK1203A		1,200	17	—	—	—	—	S2	
HK1203K		1,200	17	—	—	—	—	S3	
HL103A		100	14	—	—	—	—	S2	
HL103K		100	14	—	—	—	—	S3	
HL203A		200	14	—	—	—	—	S2	
HL203K		200	14	—	—	—	—	S3	
HL403A		400	14	—	—	—	—	S2	
HL403K		400	14	—	—	—	—	S3	
HL603A		600	14	—	—	—	—	S2	
HL603K		600	14	—	—	—	—	S3	
HL803A		800	14	—	—	—	—	S2	
HL803K		800	14	—	—	—	—	S3	
HL1003A		1,000	14	—	—	—	—	S2	
HL1003K		1,000	14	—	—	—	—	S3	
HL1203A		1,200	14	—	—	—	—	S2	
HL1203K		1,200	14	—	—	—	—	S3	
M6-100		100	6	—	—	—	—	S2	
M6-100R		100	6	—	—	—	—	S3	
M6-200		200	6	—	—	—	—	S2	
M6-200R		200	6	—	—	—	—	S3	
M6-400		400	6	—	—	—	—	S2	
M6-400R		400	6	—	—	—	—	S3	
M6-600		600	6	—	—	—	—	S2	
M6-600R		600	6	—	—	—	—	S3	
M6-800		800	6	—	—	—	—	S2	
M6-800R		800	6	—	—	—	—	S3	
M16-100		100	16	—	—	—	—	S2	
M16-100R	Silicon	100	16	—	—	—	—	S3	
M16-200		200	16	—	—	—	—	S2	
M16-200R		200	16	—	—	—	—	S3	
M16-400		400	16	—	—	—	—	S2	
M16-400R		400	16	—	—	—	—	S3	
M16-600		600	16	—	—	—	—	S2	
M16-600R		600	16	—	—	—	—	S3	
M16-800		800	16	—	—	—	—	S2	
M16-800R		800	16	—	—	—	—	S3	
MS-35H			300	0.4	—	—	—	—	A1
MS-36H			400	0.4	—	—	—	—	A1
MS-37H			500	0.4	—	—	—	—	A1
MS-38H			600	0.4	—	—	—	—	A1
MS1			60	0.2	1	0.2	1	60	A1
MS2			100	0.2	1	0.2	1	100	A1
MS3			150	0.2	1	0.2	1	150	A1
MS4		200	0.2	1	0.2	1	200	A1	
S6-103A		100	6	—	—	—	—	S2	
S6-103K		100	6	—	—	—	—	S3	
S6-203A		200	6	—	—	—	—	S2	
S6-203K		200	6	—	—	—	—	S3	
S6-403A		400	6	—	—	—	—	S2	
S6-403K		400	6	—	—	—	—	S3	
S6-603A		600	6	—	—	—	—	S2	
S6-603K		600	6	—	—	—	—	S3	
S6-803A		800	6	—	—	—	—	S2	
S6-803K		800	6	—	—	—	—	S3	
S6-1003A		1,000	6	—	—	—	—	S2	
S6-1003K		1,000	6	—	—	—	—	S3	
S6-1203A		1,200	6	—	—	—	—	S2	
S6-1203K		1,200	6	—	—	—	—	S3	

Continued



Power Rectifier Diodes

Type	Construction	Peak Inverse Voltage	Max. Rect. Current (A)	Max. Forward Voltage Drop		Max. Reverse Current		Connections
				Volts	at Amps	μA	at Volts	

A.E.I. SEMICONDUCTORS Ltd. (Continued)

Current Types (Continued)

S6-1403A	Silicon	1,400	6	—	—	—	—	S2	
S6-1403K		1,400	6	—	—	—	—	S3	
S6Z-603A		600	6	—	—	—	—	S2	
S6Z-603K		600	6	—	—	—	—	S3	
S6Z-803A		800	6	—	—	—	—	S2	
S6Z-803K		800	6	—	—	—	—	S3	
S6Z-1003A		1,000	6	—	—	—	—	S2	
S6Z-1003K		1,000	6	—	—	—	—	S3	
S6Z-1203A		1,200	6	—	—	—	—	S2	
S6Z-1203K		1,200	6	—	—	—	—	S3	
SJ-053F		Silicon diffused	60	0.9	1	0.75	10	60	A3
SJ-054F			60	1.25	1	0.75	10	60	A3
SJ-103F	125		0.9	1	0.75	10	125	A3	
SJ-104F	125		1.25	1	0.75	10	125	A3	
SJ-203F	250		0.9	1	0.75	10	250	A3	
SJ-204F	250		1.25	1	0.75	10	250	A3	
SJ-403F	500		0.9	1	0.75	10	500	A3	
SJ-404F	500		1.25	1	0.75	10	500	A3	
SJ-603F	765		0.9	1	0.75	10	765	A3	
SJ-604F	765		1.25	1	0.75	10	765	A3	
SJ-803F	1,015		0.9	1	0.75	10	1,015	A3	
SJ-1003F	1,270		0.9	1	0.75	10	1,270	A3	
SJ-1203F	1,400		0.9	1	0.75	10	1,400	A3	
SK-103A	100		17.5	—	—	—	—	S2	
SK-103K	100		17.5	—	—	—	—	S3	
SK-203A	200		17.5	—	—	—	—	S2	
SK-203K	200		17.5	—	—	—	—	S3	
SK-403A	400		17.5	—	—	—	—	S2	
SK-403K	400		17.5	—	—	—	—	S3	
SK-603A	600		17.5	—	—	—	—	S2	
SK-603K	600	17.5	—	—	—	—	S3		
SK-803A	800	17.5	—	—	—	—	S2		
SK-803K	800	17.5	—	—	—	—	S3		
SK-1003A	1,000	17.5	—	—	—	—	S2		
SK-1003K	1,000	17.5	—	—	—	—	S3		
SK-1203A	1,200	17.5	—	—	—	—	S2		
SK-1203K	1,200	17.5	—	—	—	—	S3		
SK-1403A	1,400	17.5	—	—	—	—	S2		
SK-1403K	1,400	17.5	—	—	—	—	S3		
SL-103F	100	2.5	—	—	—	—	A3		
SL-103M	100	6	—	—	—	—	S1		
SL-203F	200	2.5	—	—	—	—	A3		
SL-203M	200	6	—	—	—	—	S1		
SL-403F	400	2.5	—	—	—	—	A3		
SL-403M	400	6	—	—	—	—	S1		
SL-603F	600	2.5	—	—	—	—	A3		
SL-603M	600	6	—	—	—	—	S1		
SL-803F	800	2.5	—	—	—	—	A3		
SL-803M	800	6	—	—	—	—	S1		
SL-1003F	1,000	2.5	—	—	—	—	A3		
SL-1003M	1,000	6	—	—	—	—	S1		
SL-1203F	1,200	2.5	—	—	—	—	A3		
SL-1203M	1,200	6	—	—	—	—	S1		
SL-1403F	1,400	2.5	—	—	—	—	A3		
SLZ-603A	600	14	—	—	—	—	S2		
SLZ-603G	600	2.5	—	—	—	—	A3		
SLZ-603K	600	14	—	—	—	—	S3		
SLZ-803A	800	14	—	—	—	—	S2		
SLZ-803G	800	2.5	—	—	—	—	A3		
SLZ-803K	800	14	—	—	—	—	S3		
SLZ-1003A	1,000	14	—	—	—	—	S2		

Continued

**Power Rectifier Diodes**

Type	Construction	Peak Inverse Voltage	Max. Rect. Current (A)	Max. Forward Voltage Drop		Max. Reverse Current		Connections
				Volts	at Anmps	μA	at Volts	

**A.E.I. Semiconductors (Continued)**

*Current Types (Continued)*

SLZ-1003G	Silicon diffused	1,000	2.5	—	—	—	—	A3
SLZ-1003K		1,000	14	—	—	—	—	S3
SLZ-1203A		1,200	14	—	—	—	—	S3
SLZ-1203G		1,200	2.5	—	—	—	—	A3
SLZ-1203K		1,200	14	—	—	—	—	S3

\* Each series comprises several different types, the basic number being suffixed by digits indicating the Peak Inverse Voltage.

† Reverse polarity types denoted by the letter 'R' after the basic number.

**EMIHUS**

*Current Types*

HSC1	Silicon	1,000	0.1	2	0.1	5	1,000	A8
HSC2		2,000	0.1	4	0.1	5	2,000	A8
HSC3		3,000	0.1	6	0.1	5	3,000	A8
HSC4		4,000	0.1	8	0.1	5	4,000	A8
HSC5		5,000	0.1	10	0.1	5	5,000	A8
HSC6		6,000	0.1	12	0.1	5	6,000	A8
HSC7		7,000	0.1	14	0.1	5	7,000	A8
HSC8		8,000	0.1	16	0.1	5	8,000	A8
HSC9		9,000	0.1	18	0.1	5	9,000	A8
HSC10		10,000	0.1	20	0.1	5	10,000	A8
HSC12		12,000	0.1	24	0.1	5	12,000	A8
HSC15		15,000	0.1	30	0.1	5	15,000	A8
HSC18		18,000	0.1	36	0.1	5	18,000	A8
HSC20		20,000	0.1	40	0.1	5	20,000	A8
HSC25		25,000	0.1	50	0.1	5	25,000	A8
HSC30	30,000	0.1	60	0.1	5	30,000	A8	
HSC015	1,500	0.1	3	0.1	5	1,500	A8	

**FERRANTI**

*Current Types*

HS30	Silicon	5,000	0.35	13.5	0.35	5	5,000	A8
HS31		7,500	0.35	19.5	0.35	5	7,500	A8
HS32		10,000	0.35	23	0.35	5	10,000	A8
HS33		16,000	0.35	34	0.35	5	16,000	A8
HS403		15,000	0.05	50	0.05	1	15,000	A8
HS403B		15,000	0.05	50	0.05	50	15,000	A8
HX30		5,000	0.35	13.5	0.35	5	5,000	A8
HX31		7,500	0.35	19.5	0.35	5	7,500	A8
HX32		10,000	0.35	23	0.35	5	10,000	A8
HX33		16,000	0.35	35	0.35	5	16,000	A8
ZHS101		2,000	0.1	5	0.1	0.03	2,000	A1
ZHS102		2,000	0.1	5	0.1	1	2,000	A1
ZHS103		2,000	0.1	5	0.1	0.1	2,000	A1
ZHS104		3,000	0.1	5	0.1	0.05	3,000	A1
ZHS105		3,000	0.1	5	0.1	1	3,000	A1
ZHS106		3,000	0.1	5	0.1	0.1	3,000	A1
ZR10		50	1.5	1	1.5	5	50	A9
ZR10T		50	1.5	1	1.5	5	50	S3
ZR11		100	1.5	1	1.5	5	100	A5
ZR11T		100	1.5	1	1.5	5	100	S3
ZR12	200	1.5	1	1.5	5	200	A5	
SR12T	200	1.5	1	1.5	5	200	S3	
ZR13	300	1.5	1	1.5	5	300	A5	
ZR14	400	1.5	1	1.5	5	400	A5	

*Continued*

Power Rectifier Diodes

Type	Construction	Peak Inverse Voltage	Max. Rect. Current (A)	Max. Forward Voltage Drop		Max. Reverse Current		Connections	
				Volts	at Amps	$\mu$ A	at Volts		
<b>FERRANTI (Continued)</b>									
<i>Current Types (Continued)</i>									
ZR15	Silicon	500	1	1	1	5	500	A5	
ZR20		50	8	1.2	5	5	50	S3	
ZR21		100	8	1.2	5	5	100	S3	
ZR22		200	8	1.2	5	5	200	S3	
ZR23		300	8	1.2	5	5	300	S3	
ZR24		400	8	1.2	5	5	400	S3	
ZR60		50	0.75	1.1	0.75	10	50	A3	
ZR61		100	0.75	1.1	0.75	10	100	A3	
ZR62		200	0.75	1.1	0.75	10	200	A3	
ZR63		300	0.75	1.1	0.75	10	300	A3	
ZR64		400	0.75	1.1	0.75	10	400	A3	
ZR66		600	0.75	1.1	0.75	10	600	A3	
ZR68		800	0.75	1.1	0.75	10	800	A3	
ZR200		50	8	1.2	5	5	50	S3	
ZR201		100	8	1.2	5	5	100	S3	
ZR202		200	8	1.2	5	5	200	S3	
ZR204		400	8	1.2	5	5	400	S3	
ZR200R to ZR204R									S2
Reverse polarity versions of ZR200 to ZR204									
ZS30A			50	0.5	1.1	0.5	0.2	50	A1
ZS30B			50	0.5	1.1	0.5	5	50	A1
ZS31A			100	0.5	1.1	0.5	0.2	100	A1
ZS31B			100	0.5	1.1	0.5	5	100	A1
ZS32A			200	0.5	1.1	0.5	0.2	200	A1
ZS32B			200	0.5	1.1	0.5	5	200	A1
ZS33A			300	0.5	1.1	0.5	0.2	300	A1
ZS33B			300	0.5	1.1	0.5	5	300	A1
ZS34A			400	0.5	1.1	0.5	0.2	400	A1
ZS34B			400	0.5	1.1	0.5	5	400	A1
ZS170			50	0.75	1.2	0.75	5	50	A1
ZS171			100	0.75	1.2	0.75	5	100	A1
ZS172			200	0.75	1.2	0.75	5	200	A1
ZS174			400	0.75	1.2	0.75	5	400	A1
ZS176			600	0.75	1.2	0.75	5	600	A1
ZS178			800	0.75	1.2	0.75	5	800	A1
ZS100			50	0.4	1	0.4	0.2	50	A1
ZS101			100	0.4	1	0.4	0.2	100	A1
ZS102			200	0.4	1	0.4	0.2	200	A1
ZS103		Silicon junction	300	0.4	1	0.4	0.2	300	A1
ZS104	400		0.4	1	0.4	0.2	400	A1	
ZS106	600		0.4	1	0.4	0.2	600	A1	
ZS108	800		0.4	1	0.4	0.2	800	A1	
ZS270			50	1.5	1.2	1.5A	10	50	A1
ZS271			100	1.5	1.2	1.5A	10	100	A1
ZS272			200	1.5	1.2	1.5A	10	200	A1
ZS273			300	1.5	1.2	1.5A	10	300	A1
ZS274		400	1.5	1.2	1.5A	10	400	A1	
ZS276		600	1.5	1.2	1.5A	10	600	A1	
ZS278		800	1.5	1.2	1.5A	10	800	A1	
1N4001	Silicon	50	1	—	—	0.05	50	A1	
1N4002		100	1	—	—	0.05	100	A1	
1N4003		200	1	—	—	0.05	200	A1	
1N4004		400	1	—	—	0.05	400	A1	
1N4005		600	1	—	—	0.05	600	A1	
1N4006		800	1	—	—	0.05	800	A1	
1N4007		1,000	1	—	—	0.05	1,000	A1	

Power Rectifier Diodes

Type	Construction	Peak Inverse Voltage	Max. Rect. Current (mA)	Max. Forward Voltage Drop		Max. Reverse Current		Connections
				Volts	at Amps	μA	at Volts	

**INTERNATIONAL RECTIFIER CO.**

*Replacement Types*

5A series*	Silicon	400 to 1,000	1	0.9	1	50	400 to 1,000	A10
10B series*		400 to 1,000	1.3	1.1	3	500	400 to 1,000	A3
SD94S		400	1.1	1	1	200	400	A3
SD96S		600	1.1	1	1	200	600	A3
SD98S		800	1.1	1	1	100	800	A3
SD910S		1,000	1.1	1	1	100	1,000	A3

*Current Types*

A10D series*	Silicon avalanche	600 to 1,000	1	0.9	1	50	600 to 1,000	A10
10D series*		50 to 1,000	1	—	—	50	50 to 1,000	A10
1N4001	Silicon	50	1	—	—	50	50	A1
1N4002		100	1	—	—	50	100	A1
1N4003		200	1	—	—	50	200	A1
1N4004		400	1	—	—	50	400	A1
1N4005		600	1	—	—	50	600	A1
1N4006		800	1	—	—	50	800	A1
1N4007		1,000	1	—	—	50	1,000	A1
30S series*		100 to 1,000	3	1	3	300	100 to 1,000	A1
3F series**		100 to 1,200	3	—	—	12mA	100 to 1,200	S2
60S series*		50 to 1,000	6	—	—	2mA	50 to 1,000	A1
A6F series**	Silicon avalanche	600 to 1,000	6	—	—	1mA	600 to 1,000	S2
6F series**	Silicon diffused	100 to 1,200	6	0.5	6	12mA	100 to 1,200	S2
A12F series**	Silicon avalanche	600 to 1,000	12	—	—	1mA	600 to 1,000	S2
12F series**	Silicon diffused	100 to 1,200	12	0.9	12	12mA	100 to 1,200	S2
16F series**		100 to 1,200	16	0.9	16	12mA	100 to 1,200	S2

\* Each series comprises several different types, the basic number being suffixed by digits indicating the Peak Inverse Voltage (times 100).

\*\* Each series comprises several different types, the basic number being suffixed by digits indicating the Peak Inverse Voltage (times 10).

Note: Letter 'R' following the type number, indicates reverse polarity types

**I.T.T.**

*Current Types*

BY103	Silicon	1,300	1	1.3	2	5	1,300	A9	
BY133		1,300	1	1.3	2	5	1,300	A1	
BY134		600	1	1.3	2	5	600	A1	
BY135		150	1	1.3	2	5	150	A1	
BY147		7,500	0.25	9	0.25	1	7,000	—	
BY154		7,500	0.5	9	0.25	1	7,000	—	
BY189		850	4	1.3	4	10	500	S3	
BY190		650	4	1.3	4	10	500	S3	
BY296		100	2	1.3	3	10	100	A1	
BY297		200	2	1.3	3	10	200	A1	
BY298		400	2	1.3	3	10	400	A1	
BY299		800	2	1.3	3	10	800	A1	
BYY31		200	1	1.3	2	5	150	A12	
BYY32		400	1	1.3	2	5	300	A12	
BYY33		600	1	1.3	2	5	450	A12	
BYY34		800	1	1.3	2	5	600	A12	
BYY35		1,000	1	1.3	2	5	750	A12	
BYY36		1,200	1	1.3	2	5	900	A12	
BYY37		1,400	1	1.3	2	5	1,050	A12	
BYY88		200	1	1.3	2	5	150	A9	
BYY89		400	1	1.3	2	5	300	A9	
BYY90		800	1	1.3	2	5	600	A9	
BYY91		1,400	1	1.3	2	5	1,200	A9	
BYY92		2,000	1	1.3	2	5	1,600	A9	
EM501		1N4002	100	1	1.1	1	10	100	A1
1N4002									

Continued

Power Rectifier Diodes

Type	Construction	Peak Inverse Voltage	Max. Rect. Current (A)	Max. Forward Voltage Drop		Max. Reverse Current		Connections
				Volts	at Amps	μA	at Volts	
<b>I.T.T. (Continued)</b>								
<i>Current Types (Continued)</i>								
EM502	Silicon	200	1	1.1	1	10	200	A1
1N4003								
EM504		400	1	1.1	1	10	400	A1
1N4004								
EM506		600	1	1.1	1	10	600	A1
1N4005								
EM508		800	1	1.1	1	10	800	A1
1N4006								
EM510		1,000	1	1.1	1	10	1,000	A1
1N4007								
EM513		1,300	1	1.1	1	10	1,300	A1
FR1050		50	1	1.5	3	10	50	A4
FR1100		100	1	1.5	3	10	100	A4
FR1200		200	1	1.5	3	10	200	A4
FR1300		300	1	1.5	3	10	300	A4
FR1400		400	1	1.5	3	10	400	A4
FR1500		500	1	1.5	3	10	500	A4
FR1600		600	1	1.5	3	10	600	A4
FR4050		50	4	1.5	6	10	50	S3
FR4100		100	4	1.5	6	10	100	S3
FR4200	200	4	1.5	6	10	200	S3	
FR4300	300	4	1.5	6	10	300	S3	
FR4400	400	4	1.5	6	10	400	S3	
FR4500	500	4	1.5	6	10	500	S3	
FR4600	600	4	1.5	6	10	600	S3	
RAS310AF	Silicon avalanche	1,000	1	—	—	10	1,000	A4
RAS508AF		800	5	—	—	20	800	S3
RAS508CF		800	10	—	—	50	800	S3
1N2070	Silicon	400	0.5	1.1	1	10	400	A1
1N4001		50	1	1.1	1	10	50	A1
1N4383		200	0.3	1	1	10	200	A1
1N4384		400	0.3	1	1	10	400	A1
1N4385		600	0.3	1	1	10	600	A1
1N4585		800	0.3	1	1	10	800	A1
1N4586		1,000	0.3	1	1	10	1,000	A1
1N5400		50	3	1	3	25	50	A1
1N5401		100	3	1	3	25	100	A1
1N5402		200	3	1	3	25	200	A1
1N5403		300	3	1	3	25	300	A1
1N5404		400	3	1	3	25	400	A1
1N5405		500	3	1	3	25	500	A1
1N5406		600	3	1	3	25	600	A1
1N5407		800	3	1	3	25	800	A1
1N5408		1,000	3	1	3	25	1,000	A1

JOSEPH LUCAS (ELECTRICAL) Ltd.

Replacement Types

DD3020	Silicon diffused	50	2.5	1	1	1	50	S9
DD3026		400	2.5	1	1	1	400	S9
DD3076		400/800	2.5	1	1	1	400	S9
DD3078		800/1,350	2.5	1	1	1	400	S9

Current Types

DA000	Controlled avalanche	60	0.5	1	1	1	60	A1
DA001		100	0.5	1	1	1	100	A1
DA002		150	0.5	1	1	1	150	A1
DA006		400	0.5	1	1	1	400	A1
DA058		800	0.5	1	1	1	400	A1

Continued

**Power Rectifier Diodes**

Type	Construction	Peak Inverse Voltage	Max. Rect. Current (A)	Max. Forward Voltage Drop		Max. Reverse Current		Connections
				Volts	at Amps	μA	at Volts	

**JOSEPH LUCAS (ELECTRICAL) LTD. (Continued)**

*Current Types (Continued)*

DA1000	Controlled avalanche	60	1	1	1	1	60	A1
DA1001		100	1	1	1	1	100	A1
DA1002		150	1	1	1	1	150	A1
DA2026		400	1.5	1	1	1	400	A10
DA2048		800	1	1	1	1	400	A10
DD000		50	0.5	1	1	1	50	A1
DD001		100	0.5	1	1	1	100	A1
DD003		200	0.5	1	1	1	200	A1
DD006		400	0.5	1	1	1	400	A1
DD056		400	0.5	1	1	1	400	A1
DD058	800	0.5	1	1	1	800	A1	
DD710*	Silicon diffused	50	35	1.05	35	15	50	S2, S3*
DD711*		100	35	1.05	35	15	100	S2, S3*
DD713*		200	35	1.05	35	15	200	S2, S3*
DD718*		400	35	1.05	35	15	400	S2, S3*
DD1000		50	1	1	1	1	50	A1
DD1001		100	1	1	1	1	100	A1
DD1003		200	1	1	1	1	200	A1
DD1006		400	1	1	1	1	400	A1
DD2020		50	1.5	1	1	1	50	A10
DD2026		400	1.5	1	1	1	400	A10
DD2066	400	1	1	1	1	400	A10	
DD2068	800	1	1	1	1	800	A10	
DD4020	50	6	1	6	5	50	S9	
DD4026	400	6	1	6	5	400	S9	
DD4066	400	6	1	6	5	400	S9	
DD4067	600	6	1	6	5	600	S9	
DD4068	800	6	1	6	5	800	S9	
DD4520	50	10	1	10	10	50	S9	
DD4521	100	10	1	10	10	100	S9	
DD4523	200	10	1	10	10	200	S9	
DD4526	400	10	1	10	10	400	S9	
DD5620	50	18	1.2	50	10	50	S2	
DD5621	100	18	1.2	50	10	100	S2	
DD5623	200	18	1.2	50	10	200	S2	
DD5626	400	18	1.2	50	10	400	S2	
DD6120	50	25	1.3	75	10	50	S2	
DD6121	100	25	1.3	75	10	100	S2	
DD6123	200	25	1.3	75	10	200	S2	
DD6126	400	25	1.3	75	10	400	S2	
DD7120*	50	25	1.3	75	10	50	S2, S3*	
DD7121*	100	25	1.3	75	10	100	S2, S3*	
DD7123*	200	25	1.3	75	10	200	S2, S3*	
DD7126*	400	25	1.3	75	10	400	S2, S3*	

\* Reverse polarity types have suffix A. Connections for reverse polarity types are given after those for standard polarity.

**MULLARD**

*Replacement Types*

BYX20/200	Silicon	85	25	1.2	25	1.1mA	75	Cathode to case Anode to case
BYX20/200R								

*Current Types*

BY126	Silicon junction	650	1	1.5	5	10	650	A9
BY127		1,250	1	1.5	5	10	1,250	A9

*Continued*

Power Rectifier Diodes

Type	Construction	Peak Inverse Voltage	Max. Rect. Current (A)	Max. Forward Voltage Drop		Max. Reverse Current		Connections	
				Volts	at Amps	μA	at Volts		
<b>MULLARD (Continued)</b>									
<i>Current Types (Continued)</i>									
BY182	Silicon	12,000	2.5mA	—	—	—	—	Polarity marked	
BY187		11,500	2.5mA	—	—	—	—		
BY206		350	15	1.5	2	—	—	A12	
BY207		600	15	1.5	2	—	—	A12	
BY209		11,500	2.5mA	—	—	—	—	Pol. marked	
BY210 series†		400 to 600	30	1.3	1	—	—	A12	
BYX10		Silicon junction	800	0.2	1.1	0.2	50	800	A1
BYX22 series†		Silicon	200 to 800	1	1.5	5	120	200 to 800	A4
BYX25 series†*			600 to 1,000	20	1.8	50	1mA	600 to 1,000	S2, S3*
BYX26 series		Silicon avalanche	60 to 150	7	0.9	0.25	1	60 to 150	A12
BYX30 series†*	Silicon	200 to 600	7.5	—	—	—	—	S2, S3*	
BYX36 series†	Silicon diffused	150 to 600	1	0.9	1	1	150 to 600	A12	
BYX38 series†*	Silicon	300 to 1,200	2.5	2.1	15	10	300 to 1,200	S2, S3*	
BYX42 series†*		300 to 1,200	10	1.4	15	200	300 to 1,200	S2, S3*	
BYX46 series†*		200 to 600	15	—	—	—	—	S2, S3*	
BYX48 series†*		300 to 1,200	6	1.8	15	200	300 to 1,200	S2, S3*	
BYX49 series†*		300 to 1,200	2.5	—	—	—	—	Pol. marked	
BYX52 series†*		300 to 1,200	40	—	—	—	—	S2, S3*	
BYX55 series†		300 to 500	1.2	—	—	—	—	A12	
BYX70 series†		100 to 500	30	1.2	1	—	—	A1	
BYX71 series†*		300 to 500	7	—	—	—	—	Pol. marked	
BYX72 series†*		150 to 500	10	—	—	—	—		
OA210	Silicon junction	400	5	—	—	—	—	—	
OA211		800	4	—	—	—	—	—	
1N3880*	Silicon	100	4	—	—	—	—	S2, S3*	
1N3881*		200	4	—	—	—	—	S2, S3*	
BYX50-200*			4	—	—	—	—	S2, S3*	
1N3882*		300	4	—	—	—	—	S2, S3*	
BYX50-300*			4	—	—	—	—	S2, S3*	
1N4001	Silicon	50	1	1.1	1	5	50	A1	
1N4002		100	1	1.1	1	5	100	A1	
1N4003		200	1	1.1	1	5	200	A1	
1N4004		400	1	1.1	1	5	400	A1	
1N4005		600	1	1.1	1	5	600	A1	
1N4006		800	1	1.1	1	5	800	A1	
1N4007		1,000	1	1.1	1	5	1,000	A1	

\* Reverse polarity types denoted by 'R' after type number

† Each series comprises several different types, the basic number being suffixed, after the hyphen, by a group of digits indicating the rated maximum Peak Inverse Voltage for each type.

NEWMARKET

*Current Types*

1N4001	Silicon	50	1	1.1	1	5	50	A1
1N4002		100	1	1.1	1	5	100	A1
1N4003		200	1	1.1	1	5	200	A1
1N4004		400	1	1.1	1	5	400	A1
1N4005		600	1	1.1	1	5	600	A1
1N4006		800	1	1.1	1	5	800	A1
1N4007		1,000	1	1.1	1	5	1,000	A1

R.C.A.

*Current Types*

D1201A (44002)	Silicon diffused junction	100	1	1.1	1	—	—	A1
D1201B (44003)		200	1	1.1	1	—	—	A1
D1201D (44004)		300	1	1.1	1	—	—	A1
D1201F (44001)		50	1	1.1	1	—	—	A1

Continued

Power Rectifier Diodes

Type	Construction	Peak Inverse Voltage	Max. Rect. Current (A)	Max. Forward Voltage Drop		Max. Reverse Current		Connections
				Volts	at Amps	μA	at Volts	

R.C.A. (Continued)

Current Types (Continued)

D1201M (44005)		400	1	1.1	1	—	—	A1
D1201N (44006)		800	1	1.1	1	—	—	A1
D1201P (44007)		1,000	1	1.1	1	—	—	A1
D2101S (40892)		700	1	1.5	4	—	—	A3
D2103S (40891)		700	3	1.4	4	—	—	A3
D2103SF (40890)		750	3	1.4	4	—	—	A3
D2201A (44934)		100	1.5	1.9	4	—	—	A1
D2201B (44935)		200	1.5	1.9	4	—	—	A1
D2201D (44936)		400	1.5	1.9	4	—	—	A1
D2201F (44933)		50	1.5	1.9	4	—	—	A1
D2201M (44937)		600	1.5	1.9	4	—	—	A1
D2201N (44938)		800	1.5	1.9	4	—	—	A1
D2540A (40957)		100	60	1.8	100	—	—	S2
D2540B (40958)		200	60	1.8	100	—	—	S2
D2540D (40959)		400	60	1.8	100	—	—	S2
D2540F (40956)		50	60	1.8	100	—	—	S2
D2540M (40960)		600	60	1.8	100	—	—	S2
D2600EF (40644)		550	1	1.6	0.02	—	—	A10
D2601A		100	1.5	1.9	4	—	—	A10
D2601B (TA7892)		200	1.5	1.9	4	—	—	A10
D2601D (TA7893)		400	1.5	1.9	4	—	—	A10
D2601DF (40643)		450	1.5	1.9	4	—	—	A10
D2601EF (40642)		550	1.5	1.9	4	—	—	A10
D2601F		50	1.5	1.9	4	—	—	A10
D2601M (TA7894)		600	1.5	1.9	4	—	—	A10
D2601N (TA7895)		800	1.5	1.9	4	—	—	A10
TAD2201D		400	1	1.5	4	—	—	A1
TAD2201G		150	1.8	1.6	4	—	—	A1
TAD2201MF		650	1	1.5	4	—	—	A1
1N248C	Silicon diffused junction	50	20	0.6	20	—	—	S2
1N249C		100	20	0.6	20	—	—	S2
1N250C		200	20	0.6	20	—	—	S2
1N440B		100	0.75	1.5	0.75	—	—	A10
1N441B		200	0.75	1.5	0.75	—	—	A10
1N442B		300	0.75	1.5	0.75	—	—	A10
1N443B		400	0.75	1.5	0.75	—	—	A10
1N444B		500	0.65	1.5	0.65	—	—	A10
1N445B		600	0.65	1.5	0.65	—	—	A10
1N536		50	0.75	1.1	0.5	—	—	A10
1N537		100	0.75	1.1	0.5	—	—	A10
1N538		200	0.75	1.1	0.5	—	—	A10
1N539		300	0.75	1.1	0.5	—	—	A10
1N540		400	0.75	1.1	0.5	—	—	A10
1N547		600	0.75	1.2	0.5	—	—	A10
1N1095		500	0.75	1.2	0.5	—	—	A10
1N1183A		50	40	0.65	40	—	—	A1
1N1184A		100	40	0.65	40	—	—	A1
1N1186A		200	40	0.65	40	—	—	A1
1N1187A		300	40	0.65	40	—	—	A1
1N1188A		400	40	0.65	40	—	—	A1
1N1189A		500	40	0.65	40	—	—	A1
1N1190A		600	40	0.65	40	—	—	A1
1N1195A		300	20	0.6	20	—	—	A1
1N1196A		400	20	0.6	20	—	—	A1
1N1197A	500	20	0.6	20	—	—	A1	
1N1198A	600	20	0.6	20	—	—	A1	
1N1199A	50	12	0.55	12	—	—	S2	
1N1200A	100	12	0.55	12	—	—	S2	
1N1202A	200	12	0.55	12	—	—	S2	
1N1203A	300	12	0.55	12	—	—	S2	
1N1204A	400	12	0.55	12	—	—	S2	
1N1205A	500	12	0.55	12	—	—	S2	



Power Rectifier Diodes

Type	Construction	Peak Inverse Voltage	Max. Rect. Current (A)	Max. Forward Voltage Drop		Max. Reverse Current		Connections
				Volts	at Amps	μA	at Volts	
1N1206A	Silicon diffused junction	600	12	0.55	12	—	—	S2
1N1341B		50	6	0.65	6	—	—	S2
1N1342B		100	6	0.65	6	—	—	S2
1N1344B		200	6	0.65	6	—	—	S2
1N1345B		300	6	0.65	6	—	—	S2
1N1346B		400	6	0.65	6	—	—	S2
1N1347B		500	6	0.65	6	—	—	S2
1N1348B		600	6	0.65	6	—	—	S2
1N1763A		400	1	1.2	1	—	—	A10
1N1764A		500	1	1.2	1	—	—	A10
1N2858A		50	1	1.2	1	—	—	A10
1N2859A		100	1	1.2	1	—	—	A10
1N2860A		200	1	1.2	1	—	—	A10
1N2861A		300	1	1.2	1	—	—	A10
1N2862A		400	1	1.2	1	—	—	A10
1N2863A		500	1	1.2	1	—	—	A10
1N2864A		600	1	1.2	1	—	—	A10
1N3193		200	0.75	1.2	0.5	—	—	A10
1N3194		400	0.75	1.2	0.5	—	—	A10
1N3195		600	0.75	1.2	0.5	—	—	A10
1N3196		800	0.5	1.2	0.5	—	—	A10
1N3253		200	0.75	1.2	0.5	—	—	A10
1N3254		400	0.75	1.2	0.5	—	—	A10
1N3255		600	0.75	1.2	0.5	—	—	A10
1N3256		800	0.5	1.2	0.5	—	—	A10
1N3563		1,000	0.4	1.2	0.5	—	—	A10
1N3879		50	9	1.4	6	—	—	S2
1N3880		100	9	1.4	6	—	—	S2
1N3881		200	9	1.4	6	—	—	S2
1N3882		300	9	1.4	6	—	—	S2
1N3883		400	9	1.4	6	—	—	S2
1N3889		50	18	1.4	12	—	—	S2
1N3890		100	18	1.4	12	—	—	S2
1N3891		200	18	1.4	12	—	—	S2
1N3892		300	18	1.4	12	—	—	S2
1N3893		400	18	1.4	12	—	—	S2
1N3899		50	30	1.4	20	—	—	S2
1N3900		100	30	1.4	20	—	—	S2
1N3901		200	30	1.4	20	—	—	S2
1N3902		300	30	1.4	20	—	—	S2
1N3903		400	30	1.4	20	—	—	S2
1N3909		50	45	1.4	30	—	—	S2
1N3910		100	45	1.4	30	—	—	S2
1N3911		200	45	1.4	30	—	—	S2
1N3912		300	45	1.4	30	—	—	S2
1N3913		400	45	1.4	30	—	—	S2
1N5211		200	1	1.2	1	—	—	A10
1N5212		400	1	1.2	1	—	—	A10
1N5213		600	1	1.2	1	—	—	A10
1N5214		800	0.75	1.2	1	—	—	A10
1N5215	200	1	1.2	1	—	—	A10	
1N5216	400	1	1.2	1	—	—	A10	
1N5217	600	1	1.2	1	—	—	A10	
1N5218	800	0.75	1.2	1	—	—	A10	
1N5391	50	1.5	1.4	1.5	—	—	A1	
1N5392	100	1.5	1.4	1.5	—	—	A1	
1N5393	200	1.5	1.4	1.5	—	—	A1	
1N5394	300	1.5	1.4	1.5	—	—	A1	
1N5395	400	1.5	1.4	1.5	—	—	A1	
1N5396	500	1.5	1.4	1.5	—	—	A1	
1N5397	600	1.5	1.4	1.5	—	—	A1	

Continued

**Power Rectifier Diodes**

Type	Construction	Peak Inverse Voltage	Max. Rect. Current (A)	Max. Forward Voltage Drop		Max. Reverse Current		Connections
				Volts	at Amps	$\mu$ A	at Volts	

**R.C.A. (Continued)**

*Current Types (Continued)*

1N5398	} Silicon diffused junction	800	1.5	1.4	1.5	—	—	A1
1N5399		1,000	1.5	1.4	1.5	—	—	A1

*Note:* New type numbers are now employed. Old type numbers are given in parenthesis.

**SEMITRON**

*Current Types*

R020	} Silicon diffused	200	1	1.2	1	10	200	A1
R040		400	1	1	1	10	400	A1
R080		800	1	1	1	10	800	A1
R205		50	2	1.2	2	100	50	A3
R210		100	2	1.2	2	100	100	A3
R220		200	2	1.2	2	100	200	A3
R240		400	2	1.2	2	100	400	A3
R260		600	2	1.2	2	80	600	A3
R280		800	2	1.2	2	60	800	A3
R305*		50	6	1.4	6	100	50	S2, S3*
R310*	100	6	1.4	6	100	100	S2, S3*	
R320*	200	6	1.4	6	100	200	S2, S3*	
R340*	400	6	1.4	6	100	400	S2, S3*	
R360*	600	6	1.4	6	80	600	S2, S3*	
R380*	800	6	1.4	6	60	800	S2, S3*	
R705*	50	15	1.4	15	100	50	S2, S3*	
R710*	100	15	1.4	15	100	100	S2, S3*	
R720*	200	15	1.4	15	100	200	S2, S3*	
R740*	400	15	1.4	15	100	400	S2, S3*	
R760*	600	15	1.4	15	80	600	S2, S3*	
R780*	800	15	1.4	15	60	800	S2, S3*	

\* Reverse polarity types have suffix 'R' after type number. Connections for reverse polarity types are given after those for standard polarity.

**TEXAS**

*Current Types*

1N1130	} Silicon	1,500	0.3	1.5	0.3	50	1,500	S2
1N1131		1,500	0.3	1.5	0.3	50	1,500	S2
1N2069		200	0.75	1.2	0.5	10	200	A10
1N2070		400	0.75	1.2	0.5	10	400	A10
1N2071		600	0.75	1.2	0.5	10	600	A10
1N3879		50	6	1.4	6	—	—	S2
1N3879R		—	6	1.4	6	—	—	S3
1N3880		100	6	1.4	6	—	—	S2
1N3880R		—	6	1.4	6	—	—	S3
1N3881		200	6	1.4	6	—	—	S2
1N3881R		—	6	1.4	6	—	—	S3
1N3882		300	6	1.4	6	—	—	S2
1N3882R		—	6	1.4	6	—	—	S3
1N3883		400	6	1.4	6	—	—	S2
1N3883R		—	6	1.4	6	—	—	S3
1N3889		50	12	1.5	12	—	—	S2
1N3889R	—	12	1.5	12	—	—	S3	
1N3890	100	12	1.5	12	—	—	S2	
1N3890R	—	12	1.5	12	—	—	S3	
1N3891	200	12	1.5	12	—	—	S2	
1N3891R	—	12	1.5	12	—	—	S3	
1N3892	300	12	1.5	12	—	—	S2	
1N3892R	—	12	1.5	12	—	—	S3	

Power Rectifier Diodes

Type	Construction	Peak Inverse Voltage	Max. Rect. Current (A)	Max. Forward Voltage Drop		Max. Reverse Current		Connections	
				Volts	at Amps	$\mu$ A	at Volts		
<b>TEXAS (Continued)</b>									
<i>Current Types (Continued)</i>									
1N3893 } 1N3893R }	Silicon	400	12	1.5	12	—	—	{ S2 S3	
1N4001 } 1N4002 }		50	1	—	—	—	—	A1	
1N4003 } 1N4004 }		100	1	—	—	—	—	A1	
1N4005 } 1N4006 }		200	1	—	—	—	—	A1	
1N4007 }		400	1	—	—	—	—	A1	
1S020 } 1S021 }		600	1	—	—	—	—	A1	
1S023 } 1S025 }		800	1	—	—	—	—	A1	
1S027 }		1,000	1	—	—	—	—	A1	
1S100 } 1S101 }		100	1.5	1.25	5	50	100	A3	
1S103 } 1S105 }		200	1.5	1.25	5	50	200	A3	
1S107 } 1S109 }	400	1.5	1.25	5	50	400	A3		
1S111 } 1S113 }	600	1.5	1.25	5	50	600	A3		
1S115 } 1S117 }	800	1.5	1.25	5	50	800	A3		
1S410 } 1S410R }	Silicon diffused	100	0.75	1.25	2	2	100	A3	
1S411 } 1S411R }		200	0.75	1.25	2	2	200	A3	
1S413 } 1S413R }		400	0.75	1.25	2	2	400	A3	
1S415 } 1S415R }		600	0.75	1.25	2	2	600	A3	
1S417 } 1S417R }		800	0.75	1.25	2	2	800	A3	
1S419 } 1S419R }		1,000	0.75	1.25	2	2	1,000	A3	
1S420 } 1S420R }		225	0.4	—	—	—	0.2	225	A1
1S421 } 1S421R }		400	0.4	—	—	—	0.2	400	A1
1S423 } 1S423R }		600	0.4	—	—	—	0.2	600	A1
1S425 } 1S425R }		800	0.4	—	—	—	0.2	800	A1
1S427 } 1S427R }	Silicon alloyed	100	3	1.6	10	5	100	{ S2 S3	
1S410R }		200	3	1.6	10	5	200	{ S2 S3	
1S411R }		400	3	1.6	10	5	400	{ S2 S3	
1S413R }		600	3	1.6	10	5	600	{ S2 S3	
1S415R }		800	3	1.6	10	5	800	{ S2 S3	
1S417R }		1,000	3	1.6	10	5	1,000	{ S2 S3	
1S419R }		100	10	1.5	30	50	100	{ S2 S3	
1S420R }		200	10	1.5	30	50	200	{ S2 S3	
1S421R }		400	10	1.5	30	50	400	{ S2 S3	
1S423R }		600	10	1.5	30	50	600	{ S2 S3	
1S425R }	800	10	1.5	30	50	800	{ S2 S3		
1S427R }	Silicon	60	1	1.2	1	—	—	A1	
1SX170 }		100	1	1.2	1	—	—	A1	
1SX171 }		200	1	1.2	1	—	—	A1	
1SX172 }		300	1	1.2	1	—	—	A1	
1SX173 }		400	1	1.2	1	—	—	A1	
1SX174 }		500	1	1.2	1	—	—	A1	
1SX175 }									

TUNGSRAM

*Current Types*

BY126 } BY127 }	Silicon junction	650	1	1.5	5	10	650	A9
		1,250	1	1.5	5	10	1,250	A9

*Continued*

**Power Rectifier Diodes**

Type	Construction	Peak Inverse Voltage	Max. Rect. Current (A)	Max. Forward Voltage Drop		Max. Reverse Current		Connections
				Volts	at Amps	$\mu$ A	at Volts	
<b>TUNGSRAM (Continued)</b>								
<i>Current Types (Continued)</i>								
BY164	Silicon bridge	120	1.4	—	—	—	—	} As Marked
BY182	Silicon	12,000	2.5mA	—	—	—	—	
BY187		11,500	2.5mA	—	—	—	—	
BY206	Silicon junction	350	0.4	1.5	2	—	—	A1
BYX10		800	0.2	1.1	0.2	50	800	A1

**WESTINGHOUSE**

*Current Types*

S1M1	} Silicon diffused	100	1.5	0.5	1.5	10	100	A11
S2M1		200	1.5	0.5	1.5	10	200	A11
S4M1		400	1.5	0.5	1.5	10	400	A11
S6M1		600	1.5	0.5	1.5	10	600	A11
S8M1		800	1.5	0.5	1.5	10	800	A11
S10M1		1,000	1.5	0.5	1.5	10	1,000	A11
S12M1		1,200	1.5	0.5	1.5	10	1,200	A11
S1CN1		100	1.5	0.5	1.5	10	100	A1
S2CN1		200	1.5	0.5	1.5	10	200	A1
S4CN1		400	1.5	0.5	1.5	10	400	A1
S6CN1		600	1.5	0.5	1.5	10	600	A1
S8CN1		800	1.5	0.5	1.5	10	800	A1
S10CN1		1,000	1.5	0.5	1.5	10	1,000	A1
S12CN1		1,200	1.5	0.5	1.5	10	1,200	A1
S1AN12		100	10	0.5	10	2mA	100	S2
S2AN12		200	10	0.5	10	2mA	200	S2
S4AN12		400	10	0.5	10	2mA	400	S2
S6AN12		600	10	0.5	10	2mA	600	S2
S8AN12		800	10	0.5	10	2mA	800	S2
S10AN12		1,000	10	0.5	10	2mA	1,000	S2
S12AN12		1,200	10	0.5	10	2mA	1,200	S2
S15AN12		1,500	10	0.5	10	2mA	1,500	S2

**Power Rectifier Diode Stacks**

Type	Construction	Peak Inverse Voltage	Max. Rect. Current (A)	Phase	Connections
------	--------------	----------------------	------------------------	-------	-------------

**INTERNATIONAL RECTIFIER CO.**

*Current Types*

BS series*	} Silicon, encapsulated	50 to 800	1	} Single phase, full-wave	} As marked
1SB series*		50 to 1,000	1		
10DC series*†		100 to 400	1.8	} 1-phase, half-wave	} Cathode = short lead
10DB series*		50 to 1,000	2		
BSB series*		50 to 800	2.5	} Single phase, full-wave	} As marked
3SB series*		50 to 1,000	3		
5B series*		50 to 400	5		
5SB series*		50 to 1,000	5		
6SB series*		50 to 600	6		
7B series*		50 to 1,000	7.5		
10B series*		50 to 800	10		
26MB series*		50 to 600	25		
25B series*		50 to 600	25		
40B series*		50 to 600	40		

*Continued*

Type	Construction	Peak Inverse Voltage	Max. Rect. Current (A)	Phase	Connections
------	--------------	----------------------	------------------------	-------	-------------

**INTERNATIONAL RECTIFIER CO. (Continued)**

*Current Types (Continued)*

4T series*	Silicon, encapsulated	50 to 1,000	3.8	Three-phase	As marked
6T series*		50 to 1,000	6.5		
9T series*		50 to 1,000	10		
12T series*		50 to 800	12		

† Suffix 'R' indicates centre lead positive

\* Each series comprises several different types, the basic number being suffixed by digits indicating the Peak Inverse Voltage.

**I.T.T.**

*Current Types*

B40C 1500	Silicon bridge	40	1.5	Full-wave	Polarity marked
B40C 3200-2200		40	2.2		
B40C 5000-3000		40	3		
B80C 1500		80	1.5		
B80C 3200-2200		80	2.2		
B80C 5000-3000		80	3		
B125C 1500		125	1.5		
B250C 1500		250	1.5		
B500C 1500	500	1.5			

**MULLARD**

*Current Types*

BY164	Silicon bridge	120	1.4	Single phase	Polarity marked	
BY179		800	1			
OSH01 series*		100 to 400	1			Three phase
OSH01A series*						
OSH02 series*		200 to 800	1.9			
OSH02A series*						
OSH03 series*		200 to 800	3			
OSH05 series*		200 to 800	5			
OSH07 series*		600 to 1,000	7			
OSH10 series*		600 to 1,000	10			
OSH10A series*		200 to 800	10			
OSH30 series*		300 to 1,200	30			
OSH40 series*		300 to 1,200	40			
OSH64 series*		300 to 1,200	64			
OSH110 series*		300 to 1,200	110			
OSK40 series*		300 to 1,200	40			
OSK57 series*		300 to 1,200	57			
OSK90 series*	300 to 1,200	90				
OSK150 series*	300 to 1,200	150				
OSS9110-3	Silicon	3,000	3.5	Single phase		
OSS9110-30		30,000	3.5			
OSS9210-3		3,000	5			
OSS9210-30		30,000	5			
OSS9410-3		3,000	10			
OSS9410-30		30,000	10			

\* Each series comprises several different types. The basic number being suffixed, after the hyphen, by a group of figures indicating the rated maximum Peak Inverse Voltage for each type.

**Power Rectifier Diode Stacks**

Type	Construction	Peak Inverse Voltage	Max. Rect. Current (A)	Phase	Connections
<b>TEXAS</b>					
<i>Current Types</i>					
1B05J series*	Silicon bridge	50 to 400	0.5	Single phase	Polarity marked
1B08T series*		50 to 800	1		
1B10J series*		50 to 800	1		
1B20K series*		50 to 1,000	2		
1B40K series*		50 to 800	4	Three phase	
1B100M series*		50 to 800	10		
3B30L series*		50 to 1,000	3		
3B60L series*		50 to 800	6		
T1005		50	1	Single phase	
T102		200	1		
T104	400	1			
T106	600	1			
1N2890	Silicon	2,000	0.25	Half-wave	
1N2900		3,000	0.25		
1N2910		4,000	0.25		
1N2918		5,000	0.25		
1N2922		6,000	0.25		
1N2924		6,500	0.25		
1S150R06		6,000	1.5		
1S150R08		8,000	1.5		
1S150R10		10,000	1.5		

\* Each series comprises several different types, the basic number being suffixed by digits indicating the Peak Inverse Voltage (times 10).

**Thyristors**

Type	Peak Inverse Volts	Max. Rect. Current (A)	Max. Holding Current (mA)	Max. Gate Firing Characteristic		Max. Forward Voltage Drop		Max. Reverse Current		Connections
				mA	at Volts	Volts	at Amps	mA	at Volts	

**A. E. I. SEMICONDUCTORS Ltd.**

*Current Types*

BT101-300R	300	6.5	—	10	2	2.3	20	1.5	200	S6
BT101-500R	500	6.5	—	10	2	2.3	20	1.5	200	S6
BT102-300R	300	6.5	—	50	2.5	2.3	20	1.5	400	S6
BT102-500R	500	6.5	—	50	2.5	2.3	20	1.5	400	S26
BT106	700	1	—	50	3.5	2.3	20	1.5	700	S6
BT107	500	6.5	—	10	2	—	—	—	—	S6
BT108	500	6.5	—	50	3.5	—	—	—	—	S6
BTW47 series*	600 to 1,600	14	—	150	3.5	—	—	—	—	S7
BTW92 series*	600 to 1,600	20	—	150	3.5	—	—	—	—	S7
BTX18 series*	100 to 500	1	5	50	2	1.5	1	0.8	100 to 500	C8
BTX81 series*	100 to 800	20	100	80	3.5	1.8	50	11	100 to 800	S7
BTX82 series*	100 to 800	26	—	80	3.5	—	—	—	—	S7
BTY79 series*	100 to 1,000	6.4	15	30	3	2.3	20	8	100 to 1,000	S6
BTY87 series*	100 to 800	10	10	65	3.5	3	50	13	100 to 800	S7
BTY91 series*	100 to 800	14	10	40	3	2	50	13	100 to 800	S7
CR1-XX1C series**	50 to 600	1	—	10	3	—	—	—	—	C8
CR1-XXC/A series**	50 to 600	1	—	1	3	—	—	—	—	C8
CR1-XXC/B series**	50 to 600	1	—	0.2	3	—	—	—	—	C8
CR2-XX1C series**	50 to 600	2	—	10	3	—	—	—	—	C8

## Thyristors

Type	Peak Inverse Volts	Max. Rect. Current (A)	Max. Holding Current (mA)	Max. Gate Firing Characteristic		Max. Forward Voltage Drop		Max. Reverse Current		Connections
				mA	at Volts	Volts	at Amps	mA	at Volts	

## A. E. I. SEMICONDUCTORS Ltd. (Continued)

## Current Types (Continued)

CR2-XX1C/A series**	50 to 600	2	—	1	3	—	—	—	—	C8
CR5-XX1B series**	50 to 600	5	—	80	3	—	—	—	—	S7
CR6-XX1B series**	50 to 600	5	—	80	3	—	—	—	—	S7
CR6-XX1BA series**	50 to 600	5	—	80	3	—	—	—	—	S7
CR6-XX1C series**	50 to 600	5	—	80	3	—	—	—	—	S7
CR6-XX1CA series**	50 to 600	5	—	80	3	—	—	—	—	S7
CR6-XX3RB series**	900 to 1,500	5	—	80	3	—	—	—	—	S7
CR6-XX3RBA series**	900 to 1,500	5	—	80	3	—	—	—	—	S7
CR6-XX3RC series**	900 to 1,500	5	—	80	3	—	—	—	—	S7
CR6-XX3RCA series**	900 to 1,500	5	—	80	3	—	—	—	—	S7
CR8-XX1A series**	50 to 600	5	—	25	3	—	—	—	—	C11
CR8-XX1B series**	50 to 600	5	—	25	3	—	—	—	—	S7
CR8-XX1C series**	50 to 1,000	5	—	25	3	—	—	—	—	S6
CR10-XX1B series**	50 to 600	10	—	80	3	—	—	—	—	S7
CR12-XX1B series**	50 to 600	10	—	60	3	—	—	—	—	S7
CR12-XX1BA series**	50 to 600	10	—	60	3	—	—	—	—	S7
CR12-XX1C series**	50 to 600	10	—	60	3	—	—	—	—	S7
CR12-XX1CA series**	50 to 600	10	—	60	3	—	—	—	—	S7
CR12-XX3RB series**	900 to 1,500	10	—	60	3	—	—	—	—	S7
CR12-XX3RBA series*	900 to 1,500	10	—	60	3	—	—	—	—	S7
CR12-XX3RC series**	900 to 1,500	10	—	60	3	—	—	—	—	S7
CR12-XX3RCA series*	900 to 1,500	10	—	60	3	—	—	—	—	S7
CR16-XX1B series**	50 to 600	14	—	40	3	—	—	—	—	S7
CR18-XX1B series**	50 to 600	14	—	40	3	—	—	—	—	S7
CR18-XX1BA series**	50 to 600	14	—	40	3	—	—	—	—	S7
CR18-XX1C series**	50 to 600	14	—	40	3	—	—	—	—	S7
CR18-XX1CA series**	50 to 600	14	—	40	3	—	—	—	—	S7
CR18-XX3RB series**	900 to 1,500	14	—	40	3	—	—	—	—	S7
CR18-XX3RBA series*	900 to 1,500	14	—	40	3	—	—	—	—	S7
CR18-XX3RC series**	900 to 1,500	14	—	40	3	—	—	—	—	S7
CR18-XX3RCA series*	900 to 1,500	14	—	40	3	—	—	—	—	S7
CR18-XX3RBC series*	900 to 1,500	14	—	60	3	—	—	—	—	S7
CR18-XXRBAC series*	900 to 1,500	14	—	60	3	—	—	—	—	S7
CR18-XX3RCC series**	900 to 1,500	14	—	60	3	—	—	—	—	S7
CR18-XX3RCAC series	900 to 1,500	14	—	60	3	—	—	—	—	S7
CR20-XX1B series**	50 to 600	20	—	40	3	—	—	—	—	S7
CR20-XX1BA series**	50 to 600	20	—	40	3	—	—	—	—	S7
CR20-XX1C series**	50 to 600	20	—	40	3	—	—	—	—	S7
CR20-XX1CA series**	50 to 600	20	—	40	3	—	—	—	—	S7
CR20-XX3RB series**	900 to 1,500	20	—	40	3	—	—	—	—	S7
CR20-XX3RBA series*	900 to 1,500	20	—	40	3	—	—	—	—	S7
CR20-XX3RBC series*	900 to 1,500	20	—	60	3	—	—	—	—	S7
CR20-XX3RBAC series	900 to 1,500	20	—	60	3	—	—	—	—	S7
CR20-XX3RC series**	900 to 1,500	20	—	40	3	—	—	—	—	S7
CR20-XX3RCA series*	900 to 1,500	20	—	40	3	—	—	—	—	S7
CR20-XX3RCAC series	900 to 1,500	20	—	60	3	—	—	—	—	S7
CR24-XX1B series**	50 to 600	24	—	40	3	—	—	—	—	S7
CR24-XX1BC series**	50 to 600	24	—	60	3	—	—	—	—	S7
CR24-XX1C series**	50 to 600	24	—	40	3	—	—	—	—	S7
CR24-XX1CC series**	50 to 600	24	—	60	3	—	—	—	—	S7
CR24-XX3RB series**	900 to 1,500	24	—	40	3	—	—	—	—	S7
CR24-XX3RBA series*	900 to 1,500	24	—	40	3	—	—	—	—	S7
CR24-XX3RCC series*	900 to 1,500	24	—	60	3	—	—	—	—	S7
CR24-XX3RCAC series	900 to 1,500	24	—	60	3	—	—	—	—	S7
CR24-XX3RBC series*	900 to 1,500	24	—	60	3	—	—	—	—	S7
CR24-XX3RBAC series	900 to 1,500	24	—	60	3	—	—	—	—	S7
CR24-XX3RC series**	900 to 1,500	24	—	40	3	—	—	—	—	S7
CR24-XX3RCA series*	900 to 1,500	24	—	40	3	—	—	—	—	S7
CR25-XX1B series**	50 to 600	22	—	40	3	—	—	—	—	S7
CR27-XX1B series**	50 to 600	32	—	60	3	—	—	—	—	S7
CR27-XX1BA series**	50 to 600	32	—	60	3	—	—	—	—	S7

Continued

Thyristors

Type	Peak Inverse Volts	Max. Rect. Current (A)	Max. Holding Current (mA)	Max. Gate Firing Characteristics		Max. Forward Voltage Drop		Max. Reverse Current		Connections
				mA	at Volts	Volts	at Amps	mA	at Volts	

A. E. I. SEMICONDUCTORS Ltd. (Continued)

Current Types (Continued)

CR27-XX1C series**	50 to 600	32	—	60	3	—	—	—	—	S7
CR27-XX1CA series**	50 to 600	32	—	60	3	—	—	—	—	S7
CR27-XX3RB series**	900 to 1,500	32	—	60	3	—	—	—	—	S7
CR27-XX3RBA series*	900 to 1,500	32	—	60	3	—	—	—	—	S7
CR27-XX3RC series**	900 to 1,500	32	—	60	3	—	—	—	—	S7
CR27-XX3RCA series*	900 to 1,500	32	—	60	3	—	—	—	—	S7
CR28-XX1B series**	50 to 600	32	—	60	3	—	—	—	—	S7
CR28-XX1BA series**	50 to 600	32	—	60	3	—	—	—	—	S7
CR28-XX1C series**	50 to 600	32	—	60	3	—	—	—	—	S7
CR28-XX1CA series**	50 to 600	32	—	60	3	—	—	—	—	S7
CR28-XX3RB series**	900 to 1,500	32	—	60	3	—	—	—	—	S7
CR28-XX3RBA series*	900 to 1,500	32	—	60	3	—	—	—	—	S7
CR28-XX3RC series**	900 to 1,500	32	—	60	3	—	—	—	—	S7
CR28-XX3RCA series*	900 to 1,500	32	—	60	3	—	—	—	—	S7
CR30-XX3A series**	100 to 1,400	31	—	60	3	—	—	—	—	S12
CR30-XX3AA series**	100 to 1,400	31	—	60	3	—	—	—	—	S12
CR31-XX3A series**	100 to 1,400	38	—	150	3	—	—	—	—	S12
CR31-XX3AA series**	100 to 1,400	38	—	150	3	—	—	—	—	S12
CR50-XX3A series**	100 to 1,400	45	—	60	3	—	—	—	—	S12
CR50-XX3AA series**	100 to 1,400	45	—	60	3	—	—	—	—	S12
CR51-XX3A series**	100 to 1,400	55	—	150	3	—	—	—	—	S12
CR51-XX3AA series**	100 to 1,400	55	—	150	3	—	—	—	—	S12
CR70-XX1A series**	50 to 1,400	60	—	100	3	—	—	—	—	S12
CR70-XX1C series**	50 to 1,400	60	—	100	3	—	—	—	—	S12
CR80-XX1A series**	50 to 1,400	78	—	100	3	—	—	—	—	S12
CR80-XX1C series**	50 to 1,400	78	—	100	3	—	—	—	—	S12
CR100-XX1C series**	50 to 1,400	90	—	100	3	—	—	—	—	S12
CR100-XX1D series**	50 to 1,400	90	—	100	3	—	—	—	—	S12
CR120-XX1C series**	50 to 1,400	105	—	100	3	—	—	—	—	S12
CR125-XX1D series**	50 to 1,400	110	—	150	3	—	—	—	—	S12
CR130-XX1C series**	50 to 1,400	130	—	150	3	—	—	—	—	S12
2N681	25	13.5	—	40	2.2	—	—	—	—	S7
2N682	50	13.5	—	40	2.2	—	—	—	—	S7
2N683	100	13.5	—	40	2.2	—	—	—	—	S7
2N684	150	13.5	—	40	2.2	—	—	—	—	S7
2N685	200	13.5	—	40	2.2	—	—	—	—	S7
2N686	250	13.5	—	40	2.2	—	—	—	—	S7
2N687	300	13.5	—	40	2.2	—	—	—	—	S7
2N688	400	13.5	—	40	2.2	—	—	—	—	S7
2N689	500	13.5	—	40	2.2	—	—	—	—	S7
2N690	600	13.5	—	40	2.2	—	—	—	—	S7
2N691	700	13.5	—	40	2.2	—	—	—	—	S7
2N692	800	13.5	—	40	2.2	—	—	—	—	S7
2N1909	25	60	—	90	2.6	—	—	—	—	S12
2N1910	50	60	—	90	2.6	—	—	—	—	S12
2N1911	100	60	—	90	2.6	—	—	—	—	S12
2N1912	150	60	—	90	2.6	—	—	—	—	S12
2N1913	200	60	—	90	2.6	—	—	—	—	S12
2N1914	250	60	—	90	2.6	—	—	—	—	S12
2N1915	300	60	—	90	2.6	—	—	—	—	S12
2N1916	400	60	—	90	2.6	—	—	—	—	S12
2N2023	25	70	—	90	2.6	—	—	—	—	S12
2N2024	50	70	—	90	2.6	—	—	—	—	S12
2N2025	100	70	—	90	2.6	—	—	—	—	S12
2N2026	150	70	—	90	2.6	—	—	—	—	S12
2N2027	200	70	—	90	2.6	—	—	—	—	S12
2N2028	250	70	—	90	2.6	—	—	—	—	S12
2N2029	300	70	—	90	2.6	—	—	—	—	S12
2N2030	400	70	—	90	2.6	—	—	—	—	S12
2N5204	600	13.5	200	55	2.5	—	—	—	—	S7
2N5205	800	13.5	200	55	2.5	—	—	—	—	S7

Continued



Thyristors

Type	Peak Inverse Volts	Max. Rect. Current (A)	Max. Holding Current (mA)	Max. Gate Firing Characteristic		Max. Forward Voltage Drop		Max. Reverse Current		Connections
				mA	at Volts	Volts	at Amps	mA	at Volts	

A.E.I. SEMICONDUCTORS Ltd. (Continued)

Current Types (Continued)

2N5206	1,000	13.5	200	55	2.5	—	—	—	—	S7
2N5207	1,200	13.5	200	55	2.5	—	—	—	—	S7

- \* Each series comprises several different types, the basic number being suffixed, after the hyphen, by a group of digits indicating the Peak Inverse Voltage for each type.
- \*\* Each series comprises several different types, the basic number being suffixed, after the hyphen, by a group of digits the first two or three (shown as XX) indicating the Peak Inverse Voltage (times 10) for each type.

INTERNATIONAL RECTIFIER CO.

Current Types

1R5 series**	25 to 400	1	2	0.2	0.8	—	—	—	—	C8
1R6 series**	25 to 400	1	5	1	0.8	—	—	—	—	C8
1RC series*	50 to 400	2	10	1.5	0.8	—	—	—	—	98
1R106 series**	15 to 400	2.55	3	0.2	1	—	—	—	—	98
3RC series*	50 to 600	3	32	15	2	—	—	—	—	S7
4RCM series*	50 to 600	4	45	50	2.5	—	—	—	—	S7
5RC series*	50 to 600	5	42	15	2	—	—	—	—	S7
1R122 series**	50 to 400	5.1	30	25	1.5	—	—	—	—	99
8RCM series*	100 to 600	8	65	80	3	—	—	—	—	S7
10RC series*	100 to 1,000	10	62	40	3	—	—	—	—	S7
12RCM series*	100 to 600	12	65	80	3	—	—	—	—	S7
16RC series*	100 to 1,000	16	52	40	2	—	—	—	—	S7
1R30 series**	25 to 400	16	50	25	1.5	—	—	—	—	S7
1R31 series**	25 to 400	16	50	9	1.5	—	—	—	—	S7
1R32 series**	25 to 400	16	50	25	1.5	—	—	—	—	S7
1R33 series**	25 to 400	16	50	9	1.5	—	—	—	—	S7
22RC series*	100 to 600	22	52	40	2	—	—	—	—	S7
1R140 series**	50 to 400	25	150	180	3	—	—	—	—	S7
1R141 series**	50 to 400	25	150	180	3	—	—	—	—	S7

- \* Each series comprises several different types, the basic number being suffixed by a number indicating the Peak Inverse Voltage (times 10) for each type.
- \*\* Each series comprises several different types, the basic number being suffixed by a letter indicating the Peak Inverse Voltage for each type using the following code:-

Q = 15V U = 25V Y = 30V F = 50V A = 100V G = 150V B = 200V  
H = 250V C = 300V D = 400V.

I.T.T.

Current Types

BRX44	30	3.6	5	0.2	7	1.7	1	0.1	30	29
BRX45	60	3.6	5	0.2	7	1.7	1	0.1	60	29
BRX46	100	3.6	5	0.2	7	1.7	1	0.1	100	29
BRX47	200	3.6	5	0.2	7	1.7	1	0.1	200	29
BRX48	300	3.6	5	0.2	7	1.7	1	0.1	300	29
BRX49	400	3.6	5	0.2	7	1.7	1	0.1	400	29
BT106	650	10	25	20	6	—	—	—	—	S6
BT119	750	12		0.015	6	—	—	—	—	66
BT120	700	22		0.015	6	—	—	—	—	66
BT121	500	10		0.015	6	—	—	—	—	66
BT122	500	10		0.015	6	—	—	—	—	66
BTW52	60	8	25	20	6	—	—	—	—	66
BTW53	100	8	25	20	6	—	—	—	—	66
BTW54	200	8	25	20	6	—	—	—	—	66
BTW55	400	8	25	20	6	—	—	—	—	66
BTW56	600	8	25	20	6	—	—	—	—	66

Continued

**Thyristors**

Type	Peak Inverse Volts	Max. Rect. Current (A)	Max. Holding Current (mA)	Max. Gate Firing Characteristic		Max. Forward Voltage Drop		Max. Reverse Current		Connections
				mA	at Volts	Volts	at Amps	mA	at Volts	

**I.T.T. (Continued)**

*Current Types (Continued)*

BTY79A/05	50	10	25	20	6	—	—	—	—	S6
BTY79A/10	100	10	25	20	6	—	—	—	—	S6
BTY79A/20	200	10	25	20	6	—	—	—	—	S6
BTY79A/30	300	10	25	20	6	—	—	—	—	S6
BTY79A/40	400	10	25	20	6	—	—	—	—	S6
BTY79A/50	500	10	25	20	6	—	—	—	—	S6
CRS1/05	50	1.25	20	10	6	1.2	1.5	1	50	C8
CRS1/10	100	1.25	20	10	6	1.2	1.5	1	100	C8
CRS1/20	200	1.25	20	10	6	1.2	1.5	1	200	C8
CRS1/30	300	1.25	20	10	6	1.2	1.5	1	300	C8
CRS1/35	350	1.25	20	10	6	1.2	1.5	1	350	C8
CRS1/40	400	1.25	20	10	6	1.2	1.5	1	400	C8
CRS1/50	500	1.25	20	10	6	1.2	1.5	1	500	C8
CRS3/05	50	4.5	25	20	6	1.3	4.5	1	50	S6
CRS3/10	100	4.5	25	20	6	1.3	4.5	1	100	S6
CRS3/20	200	4.5	25	20	6	1.3	4.5	1	200	S6
CRS3/30	300	4.5	25	20	6	1.3	4.5	1	300	S6
CRS3/35	350	4.5	25	20	6	1.3	4.5	1	350	S6
CRS3/40	400	4.5	25	20	6	1.3	4.5	1	400	S6
CRS3/50	500	4.5	25	20	6	1.3	4.5	1	500	S6
CRS3/60	600	4.5	25	20	6	1.3	4.5	1	600	S6
TO. 8N0. 6A00	60	0.8	20	10	6	—	—	—	—	C8
TO. 8N1A00	100	0.8	20	10	6	—	—	—	—	C8
TO. 8N2A00	200	0.8	20	10	6	—	—	—	—	C8
TO. 8N3A00	300	0.8	20	10	6	—	—	—	—	C8
TO. 8N4A00	400	0.8	20	10	6	—	—	—	—	C8
TO. 8N5A00	500	0.8	20	10	6	—	—	—	—	C8
T3N0. 6C00	60	3	25	20	6	—	—	—	—	S6
T3N1C00	100	3	25	20	6	—	—	—	—	S6
T3N2C00	200	3	25	20	6	—	—	—	—	S6
T3N3C00	300	3	25	20	6	—	—	—	—	S6
T3N4C00	400	3	25	20	6	—	—	—	—	S6
T3N5C00	500	3	25	20	6	—	—	—	—	S6
T3N6C00	600	3	25	20	6	—	—	—	—	S6

**MULLARD**

*Current Types*

BT100 series*	300 to 500	2	30	10†	6†	1.4	5	2	200 to 400	S6
BT101 series*	300 to 500	6.5	—	10†	—	2.3	20	1.5	200	S6
BT102 series*	300 to 500	6.5	—	50†	—	2.3	20	1.5	400	S6
BT107	500	6.5	—	10†	—	2	—	—	—	S6
BT108	500	6.5	—	50†	—	2.5	—	—	—	S6
BT109	500	6.5	—	10†	—	2	—	—	—	97
BT127 series*	350 to 750	3.2	50	40	6	—	—	—	—	66
BT128	700	3.2	—	40†	—	4	—	—	—	66
BT129	750	3.2	—	40†	—	4	—	—	—	66
BTW23 series*	600 to 1,600	90	—	200†	—	3.5	—	—	—	S2
BTW24 series*	600 to 1,600	35	—	200†	—	3.5	—	—	—	S2
BTW30 series*	300 to 1,200	12	—	—	—	—	—	—	—	S7
BTW31 series*	300 to 1,200	16	—	—	—	—	—	—	—	S7
BTW32 series*	800 to 1,200	26	—	—	—	—	—	—	—	S7
BTW33 series*	800 to 1,200	65	—	—	—	—	—	—	—	S2
BTW35	500	5	—	—	—	—	—	—	—	S6
BTW38 series*	600 to 1,200	10	—	50	—	1.5	—	—	—	S6
BTW47 series*	500 to 1,600	14	—	150	—	3.5	—	—	—	S7
BTW92 series*	600 to 1,600	20	—	150	—	3.5	—	—	—	S7
BTX94 series*	100 to 800	25	—	100	3	2.3	50	—	—	S7
BTX95 series*	500 to 800	15	—	—	—	—	—	—	—	S6
BTY79 series*	150 to 400	4.7	15	25†	2†	2.3	20	8	150 to 400	S6

*Continued*

Thyristors

Type	Peak Inverse Volts	Max. Rect. Current (A)	Max. Holding Current (mA)	Max. Gate Firing Characteristic		Max. Forward Voltage Drop		Max. Reverse Current		Connections
				mA	at Volts	Volts	at Amps	mA	at Volts	

**I.T.T. (Continued)**

*Current Types (Continued)*

BTY87 series*	100 to 800	12	10	65†	3.5†	3	50	13	100 to 800	S7
BTY91 series*	100 to 800	16	10	40†	3†	2	50	13	100 to 800	S7

\* Each series comprises several different types, the basic number being suffixed, after the hyphen, by a group of figures indicating the rated Peak Inverse Voltage for each type. The final letter 'R' denotes reverse polarity connections.

† Minimum value.

**R.C.A.**

*Current Types*

S2060A (106A)	100	4	3	0.2	0.8	—	—	—	—	99
S2060B (106B)	200	4	3	0.2	0.8	—	—	—	—	99
S2060C (106C)	300	4	3	0.2	0.8	—	—	—	—	99
S2060D (106D)	400	4	3	0.2	0.8	—	—	—	—	99
S2060E (106E)	500	4	3	0.2	0.8	—	—	—	—	99
S2060F (106F)	50	4	3	0.2	0.8	—	—	—	—	99
S2060M (106M)	600	4	3	0.2	0.8	—	—	—	—	99
S2060Q (106Q)	15	4	3	0.2	0.8	—	—	—	—	99
S2060Y (106Y)	30	4	3	0.2	0.8	—	—	—	—	99
S2061A (107A)	100	4	6	0.5	0.8	—	—	—	—	99
S2061B (107B)	200	4	6	0.5	0.8	—	—	—	—	99
S2061C (107C)	300	4	6	0.5	0.8	—	—	—	—	99
S2061D (107D)	400	4	6	0.5	0.8	—	—	—	—	99
S2061E (107E)	500	4	6	0.5	0.8	—	—	—	—	99
S2061F (107F)	50	4	6	0.5	0.8	—	—	—	—	99
S2061M (107M)	600	4	6	0.5	0.8	—	—	—	—	99
S2061Q (107Q)	15	4	6	0.5	0.8	—	—	—	—	99
S2061Y (107Y)	30	4	6	0.5	0.8	—	—	—	—	99
S2062A (108A)	100	4	10	2	0.8	—	—	—	—	99
S2062B (108B)	200	4	10	2	0.8	—	—	—	—	99
S2062C (108C)	300	4	10	2	0.8	—	—	—	—	99
S2062D (108D)	400	4	10	2	0.8	—	—	—	—	99
S2062E (108E)	500	4	10	2	0.8	—	—	—	—	99
S2062F (108F)	50	4	10	2	0.8	—	—	—	—	99
S2062M (108M)	600	4	10	2	0.8	—	—	—	—	99
S2062Q (108Q)	15	4	10	2	0.8	—	—	—	—	99
S2062Y (108Y)	30	4	10	2	0.8	—	—	—	—	99
S2400A (40942)	100	4.5	20	15	2	—	—	—	—	72
S2400B (40943)	200	4.5	20	15	2	—	—	—	—	72
S2400D (40944)	400	4.5	20	15	2	—	—	—	—	72
S2400M (40945)	600	4.5	20	15	2	—	—	—	—	72
S2600B (40654)	200	7	20	15	1.5	—	—	—	—	73
S2600D (40655)	400	7	20	15	1.5	—	—	—	—	73
S2600M (40833)	600	7	20	15	1.5	—	—	—	—	73
S2610B (40658)	200	3.3	20	15	1.5	—	—	—	—	73
S2610D (40659)	400	3.3	20	15	1.5	—	—	—	—	73
S2610M (40835)	600	3.3	20	15	1.5	—	—	—	—	73
S2620B (40656)	200	7	20	15	1.5	—	—	—	—	73
S2620D (40657)	400	7	20	15	1.5	—	—	—	—	73
S2620M (40834)	600	7	20	15	1.5	—	—	—	—	73
S2710B (40504)	200	1.7	20	15	2	—	—	—	—	66
S2710D (40505)	400	1.7	20	15	2	—	—	—	—	66
S2710M (40506)	600	1.7	20	15	2	—	—	—	—	66
S2800A (40867)	100	8	20	15	1.5	—	—	—	—	99
S2800B (40868)	200	8	20	15	1.5	—	—	—	—	99
S2800D (40869)	400	8	20	15	1.5	—	—	—	—	99
S3700B (40553)	200	5	50	40	3.5	—	—	—	—	66
S3700D (40554)	400	5	50	40	3.5	—	—	—	—	66

Continued

Thyristors

Type	Peak Inverse Volts	Max. Rect. Current (A)	Max. Holding Current (mA)	Max. Gate Firing Characteristic		Max. Forward Voltage Drop		Max. Reverse Current		Connections
				mA	at Volts	Volts	at Amps	mA	at Volts	

R.C.A. (Continued)

Current Types (Continued)

S3700M (40555)	600	5	50	40	3.5	—	—	—	—	66
S3701M (40768)	600	5	—	35	4	—	—	—	—	66
S3702S (40889)	700	5	—	45	4	—	—	—	—	66
S3703SF (40888)	50	5	—	40	4	—	—	—	—	66
S3704A	100	5	50	40	3.5	—	—	—	—	66
S3704B	200	5	50	40	3.5	—	—	—	—	66
S3704D	400	5	50	40	3.5	—	—	—	—	66
S3704M	600	5	50	40	3.5	—	—	—	—	66
S3704S	700	5	50	40	3.5	—	—	—	—	66
S3705M (40640)	600	5	—	30	4	—	—	—	—	66
S3706M (40641)	600	5	—	30	4	—	—	—	—	66
S3714A	100	5	50	40	3.5	—	—	—	—	66
S3714B	200	5	50	40	3.5	—	—	—	—	66
S3714D	400	5	50	40	3.5	—	—	—	—	66
S3714M	600	5	50	40	3.5	—	—	—	—	66
S3714S	700	5	50	40	3.5	—	—	—	—	66
S6200A (40749)	100	20	20	15	2	—	—	—	—	74
S6200B (40750)	200	20	20	15	2	—	—	—	—	74
S6200D (40751)	400	20	20	15	2	—	—	—	—	74
S6200M (40752)	600	20	20	15	2	—	—	—	—	74
S6210A (40753)	100	20	20	15	2	—	—	—	—	S10
S6210B (40754)	200	20	20	15	2	—	—	—	—	S10
S6210D (40755)	400	20	20	15	2	—	—	—	—	S10
S6210M (40756)	600	20	20	15	2	—	—	—	—	S10
S6220A (40757)	100	20	20	15	2	—	—	—	—	S11
S6220B (40758)	200	20	20	15	2	—	—	—	—	S11
S6220D (40759)	400	20	20	15	2	—	—	—	—	S11
S6220M (40760)	600	20	20	15	2	—	—	—	—	S11
S6400N (40937)	800	35	70	40	2	—	—	—	—	74
S6410N (40938)	800	35	70	40	2	—	—	—	—	S10
S6420A (40680)	100	35	70	40	2	—	—	—	—	S11
S6420B (40681)	200	35	70	40	2	—	—	—	—	S11
S6420D (40682)	400	35	70	40	2	—	—	—	—	S11
S6420M (40683)	600	35	70	40	2	—	—	—	—	S11
S6420N (40952)	800	35	70	40	2	—	—	—	—	S11
S6431M (40216)	600	35	70	80	2	—	—	—	—	S10
S7430M (40735)	600	35	150	180	3	—	—	—	—	S10
S7432M	600	35	150	180	3	—	—	—	—	S10
TAS3707D	400	5	—	40	4	—	—	—	—	66
TAS3707EF	650	5	—	40	4	—	—	—	—	66
TAS7431B	200	40	150	80	3	—	—	—	—	S10
TAS7431D	400	40	150	80	3	—	—	—	—	S10
TAS7431M	600	40	150	80	3	—	—	—	—	S10
2N681	25	25	70	25	3	—	—	—	—	S10
2N682	50	25	70	25	3	—	—	—	—	S10
2N683	100	25	70	25	3	—	—	—	—	S10
2N684	150	25	70	25	3	—	—	—	—	S10
2N685	200	25	70	25	3	—	—	—	—	S10
2N686	250	25	70	25	3	—	—	—	—	S10
2N687	300	25	70	25	3	—	—	—	—	S10
2N688	400	25	70	25	3	—	—	—	—	S10
2N689	500	25	70	25	3	—	—	—	—	S10
2N690	600	25	70	25	3	—	—	—	—	S10
2N1842A	16	25	110	45	3.5	—	—	—	—	S10
2N1843A	16	50	110	45	3.5	—	—	—	—	S10
2N1844A	100	16	110	45	3.5	—	—	—	—	S10
2N1845A	150	16	110	45	3.5	—	—	—	—	S10
2N1846A	200	16	110	45	3.5	—	—	—	—	S10
2N1847A	250	16	110	45	3.5	—	—	—	—	S10
2N1848A	300	16	110	45	3.5	—	—	—	—	S10
2N1849A	400	16	110	45	3.5	—	—	—	—	S10

Continued

Thyristors

Type	Peak Inverse Volts	Max. Rect. Current (A)	Max. Holding Current (mA)	Max. Gate Firing Characteristic		Max. Forward Voltage Drop		Max. Reverse Current		Connections
				mA	at Volts	Volts	at Amps	mA	at Volts	
<b>R.C.A. (Continued)</b>										
<i>Current Types (Continued)</i>										
2N1850A	500	16	110	45	3.5	—	—	—	—	S10
2N3228	200	5	20	15	2	—	—	—	—	66
2N3525	400	5	20	15	2	—	—	—	—	66
2N3528	200	2	20	15	2	—	—	—	—	72
2N3529	400	2	20	15	2	—	—	—	—	72
2N3650	100	35	150	180	3	—	—	—	—	S10
2N3651	200	35	150	180	3	—	—	—	—	S10
2N3652	300	35	150	180	3	—	—	—	—	S10
2N3653	400	35	150	180	3	—	—	—	—	S10
2N3654	50	35	150	180	3	—	—	—	—	S10
2N3655	100	35	150	180	3	—	—	—	—	S10
2N3656	200	35	150	180	3	—	—	—	—	S10
2N3657	300	35	150	180	3	—	—	—	—	S10
2N3658	400	35	150	180	3	—	—	—	—	S10
2N3668	100	12.5	50	40	2	—	—	—	—	66
2N3689	200	12.5	50	40	2	—	—	—	—	66
2N3670	400	12.5	50	40	2	—	—	—	—	66
2N3870	100	35	70	40	2	—	—	—	—	74
2N3871	200	35	70	40	2	—	—	—	—	74
2N3872	400	35	70	40	2	—	—	—	—	74
2N3873	600	35	70	40	2	—	—	—	—	74
2N3896	100	35	70	40	2	—	—	—	—	S10
2N3897	200	35	70	40	2	—	—	—	—	S10
2N3898	400	35	70	40	2	—	—	—	—	S10
2N3899	600	35	70	40	2	—	—	—	—	S10
2N4101	600	5	20	15	2	—	—	—	—	66
2N4102	600	2	20	15	2	—	—	—	—	72
2N4103	600	12.5	50	40	2	—	—	—	—	66

Note: New type numbers are now employed. Old type numbers are given in parenthesis.

TEXAS

Current Types

TI40A0	50	3	50	50	1	2	3	1	50	S6
TI40A1	100	3	50	50	1	2	3	1	100	S6
TI40A2	200	3	50	50	1	2	3	1	200	S6
TI40A3	300	3	50	50	1	2	3	1	300	S6
TI40A4	400	3	50	50	1	2	3	1	400	S6
TI145A0	50	0.75	50	50	1	2	1	1	50	C8
TI145A1	100	0.75	50	50	1	2	1	1	100	C8
TI145A2	200	0.75	50	50	1	2	1	1	200	C8
TI145A3	300	0.75	50	50	1	2	1	1	300	C8
TI145A4	400	0.75	50	50	1	2	1	1	400	C8
TIC39 series*	30 to 400	20	5	0.2	1	1.75	2	—	—	—
TIC44	30	6	5	0.2	0.8	1.4	0.3	—	—	C8
TIC45	60	6	5	0.2	0.8	1.4	0.3	—	—	C8
TIC46	100	6	5	0.2	0.8	1.4	0.3	—	—	C8
TIC47	200	6	5	0.2	0.8	1.4	0.3	—	—	C8
TIC60	30	6	5	0.2	0.8	1.7	1.2	—	—	76
TIC61	60	6	5	0.2	0.8	1.7	1.2	—	—	76
TIC62	100	6	5	0.2	0.8	1.7	1.2	—	—	76
TIC63	150	6	5	0.2	0.8	1.7	1.2	—	—	76
TIC64	200	6	5	0.2	0.8	1.7	1.2	—	—	76
TIC106 series*	30 to 400	30	5	0.2	1	1.7	5	—	—	99
TIC116 series*	50 to 600	80	40	20	1.5	1.7	8	—	—	99
TIC126 series*	50 to 600	100	40	20	1.5	1.4	12	—	—	99
2N1595	50	1	25	10	3	2	1	1	50	C8
2N1596	100	1	25	10	3	2	1	1	100	C8
2N1597	200	1	25	10	3	2	1	1	200	C8
2N1598	300	1	25	10	3	2	1	1	300	C8

Continued

Thyristors

Type	Peak Inverse Volts	Max. Rect. Current (A)	Max. Holding Current (mA)	Max. Gate Firing Characteristic		Max. Forward Voltage Drop		Max. Reverse Current		Connections
				mA	at Volts	Volts	at Amps	mA	at Volts	

TEXAS (Continued)

Current Types (Continued)

2N1599	400	1	25	10	3	2	1	1	400	C8
2N1600	50	3	25	10	3	2	3	1	50	S6
2N1601	100	3	25	10	3	2	3	1	100	S6
2N1602	200	3	25	10	3	2	3	1	200	S6
2N1603	300	3	25	10	3	2	3	1	300	S6
2N1604	400	3	25	10	3	2	3	1	400	S6
2N1770	25	4.7	—	15	1	0.8	4.7	4.5	25	S6
2N1771	50	4.7	—	15	1	0.8	4.7	4.5	50	S6
2N1772	100	4.7	—	15	1	0.8	4.7	4.5	100	S6
2N1773	150	4.7	—	15	1	0.8	4.7	4	150	S6
2N1774	200	4.7	—	15	1	0.8	4.7	3	200	S6
2N1775	250	4.7	—	15	1	0.8	4.7	2.5	250	S6
2N1776	300	4.7	—	15	1	0.8	4.7	2	300	S6
2N1777	400	4.7	—	15	1	0.8	4.7	1	400	S6
2N1843B	50	16	—	75	1	1.5	16	1	50	S6
2N1844B	100	16	—	75	1	1.5	16	1	100	S6
2N1846B	200	16	—	75	1	1.5	16	1	200	S6
2N1848B	300	16	—	75	1	1.5	16	1	300	S6
2N1849B	400	16	—	75	1	1.5	16	1	400	S6
2N1850B	500	16	—	75	1	1.5	16	1	500	S6
2N3001	30	0.35	3	0.02	—	1.1	0.35	—	—	C8
2N3002	60	0.35	3	0.02	—	1.1	0.35	—	—	C8
2N3003	100	0.35	3	0.02	—	1.1	0.35	—	—	C8
2N3004	200	0.35	3	0.02	—	1.1	0.35	—	—	C8
2N3005	30	0.35	5	0.02	—	1.1	0.35	—	—	C8
2N3006	60	0.35	5	0.02	—	1.1	0.35	—	—	C8
2N3007	100	0.35	5	0.02	—	1.1	0.35	—	—	C8
2N3008	200	0.35	5	0.02	—	1.1	0.35	—	—	C8
2N3555	30	1	3	0.02	—	1.4	1.6	—	—	C8
2N3556	60	1	3	0.02	—	1.4	1.6	—	—	C8
2N3557	100	1	3	0.02	—	1.4	1.6	—	—	C8
2N3558	200	1	3	0.02	—	1.4	1.6	—	—	C8
2N3559	30	1	5	0.2	—	1.4	1.6	—	—	C8
2N3560	60	1	5	0.2	—	1.4	1.6	—	—	C8
2N3561	100	1	5	0.2	—	1.4	1.6	—	—	C8
2N3562	200	1	5	0.2	—	1.4	1.6	—	—	C8

\* Each series comprises several different types, the basic number being followed by a letter indicating the Peak Inverse Voltage for each type using the following code:-  
 Y = 30V F = 50V A = 100V B = 200V C = 300V D = 400V E = 500V  
 M = 600V

WESTINGHOUSE

Current Types

CS11B	30	0.75	20	7.5	3.5	2.2	2.4	1	25	C8
CS11C	60	0.75	20	7.5	3.5	2.2	2.4	1	50	C8
CS11D	100	0.75	20	7.5	3.5	2.2	2.4	1	80	C8
CS11E	150	0.75	20	7.5	3.5	2.2	2.4	1	125	C8
CS11G	200	0.75	20	7.5	3.5	2.2	2.4	1	180	C8
CS11H	250	0.75	20	7.5	3.5	2.2	2.4	1	200	C8
CS11K	350	0.75	20	7.5	3.5	2.2	2.4	1	300	C8
CS11N	500	0.75	20	7.5	3.5	2.2	2.4	1	400	C8

## Triacs

Type	Peak Inverse Volts	Max. Rect. Current (A)	Max. Holding Current (mA)	Max. Gate Firing Characteristic		Max. Forward Voltage Drop		Connections
				mA	at Volts	Volts	at Amps	

### INTERNATIONAL RECTIFIER CO.

#### Current Types

60AC40	400	60	500	500	2.5	—	—	—
60AC60	600	60	500	500	2.5	—	—	—
60AC80	800	60	500	500	2.5	—	—	—
60AC100	1,000	60	500	500	2.5	—	—	—
100AC40	400	100	500	500	2.5	—	—	—
100AC60	600	100	500	500	2.5	—	—	—
100AC80	800	100	500	500	2.5	—	—	—
100AC100	1,000	100	500	500	2.5	—	—	—
200AC40	400	200	500	500	2.5	—	—	—
200AC60	600	200	500	500	2.5	—	—	—
200AC80	800	200	500	500	2.5	—	—	—
200AC100	1,000	200	500	500	2.5	—	—	—

### MULLARD

#### Current Types

BTW34-600	600	50	—	200	2.5	—	—	S13
BTW34-800	800	50	—	200	2.5	—	—	S13
BTW34-1000	1,000	50	—	200	2.5	—	—	S13
BTW34-1200	1,200	50	—	200	2.5	—	—	S13
BTW37-600	600	12	—	100	2.5	—	—	S13
BTW37-800	800	12	—	100	2.5	—	—	S13
BTW37-1000	1,000	12	—	100	2.5	—	—	S13
BTW37-1200	1,200	12	—	100	2.5	—	—	S13
BTW44-100	100	50	—	200	2.5	—	—	S13
BTW44-200	200	50	—	200	2.5	—	—	S13
BTW44-300	300	50	—	200	2.5	—	—	S13
BTW44-400	400	50	—	200	2.5	—	—	S13
BTW44-500	500	50	—	200	2.5	—	—	S13
BTW44-600	600	50	—	200	2.5	—	—	S13
BTX94-100	100	25	—	150	3	—	—	S13
BTX94-200	200	25	—	150	3	—	—	S13
BTX94-300	300	25	—	150	3	—	—	S13
BTX94-400	400	25	—	150	3	—	—	S13
BTX94-500	500	25	—	150	3	—	—	S13
BTX94-600	600	25	—	150	3	—	—	S13
BTX94-800	800	25	—	150	3	—	—	S13
BXT94-1000	1,000	25	—	150	3	—	—	S13
BTX94-1200	1,200	25	—	150	3	—	—	S13

### R.C.A.

#### Current Types

T2300A (40525)	100	2.5	—	3	2.2	—	—	80
T2300B (40526)	200	2.5	—	3	2.2	—	—	80
T2300D (40527)	400	2.5	—	3	2.2	—	—	80
T2301A (40766)	100	2.5	—	4	2.2	—	—	80
T2301B (40691)	200	2.5	—	4	2.2	—	—	80
T2301D (40692)	400	2.5	—	4	2.2	—	—	80
T2302A (40528)	100	2.5	—	10	2.2	—	—	80
T2302B (40529)	200	2.5	—	10	2.2	—	—	80
T2302D (40530)	400	2.5	—	10	2.2	—	—	80
T2304B (40769)	200	0.5	—	10	2.2	—	—	80
T2304D (40770)	400	0.5	—	10	2.2	—	—	80
T2305B (40771)	200	0.5	—	25	2.2	—	—	80
T2305D (40772)	400	0.5	—	25	2.2	—	—	80
T2306A (40696)	100	2.5	—	45	2.2	—	—	80
T2306B (40697)	200	2.5	—	45	2.2	—	—	80
T2306D (40698)	400	2.5	—	45	2.2	—	—	80
T2310A (40531)	100	1.6	—	3	2.2	—	—	80
T2310B (40532)	200	1.6	—	3	2.2	—	—	80

*Continued*

Triacs

Type	Peak Inverse Volts	Max. Rect. Current (A)	Max. Holding Current (mA)	Max. Gate Firing Characteristic		Max. Forward Voltage Drop		Connections
				mA	at Volts	Volts	at Amps	

R.C.A. (Continued)

Current Types

T2310D (40533)	400	1.6	—	3	2.2	—	—	80
T2311A (40767)	100	1.6	—	4	2.2	—	—	80
T2311B (40761)	200	1.6	—	4	2.2	—	—	80
T2311D (40762)	400	1.6	—	4	2.2	—	—	80
T2312A (40534)	100	1.9	—	10	2.2	—	—	80
T2312B (40535)	200	1.9	—	10	2.2	—	—	80
T2312D (40536)	400	1.9	—	10	2.2	—	—	80
T2313A (40684)	100	1.9	—	25	2.2	—	—	80
T2313B (40685)	200	1.9	—	25	2.2	—	—	80
T2313D (40686)	400	1.9	—	25	2.2	—	—	80
T2313M (40687)	600	1.9	—	25	2.2	—	—	80
T2316A (40693)	100	1.9	—	45	2.2	—	—	80
T2316B (40694)	200	1.9	—	45	2.2	—	—	80
T2316D (40695)	400	1.9	—	45	2.2	—	—	80
T2500B (41014)	200	6	—	25	2.5	—	—	81
T2500D (41015)	400	6	—	25	2.5	—	—	81
T2700B (40429)	200	6	—	25	2.2	—	—	78
T2700D (40430)	400	6	—	25	2.2	—	—	78
T2706B (40727)	200	6	—	45	2.2	—	—	78
T2706D (40728)	400	6	—	45	2.2	—	—	78
T2710B (40502)	200	3.3	—	25	2.2	—	—	78
T2710D (40503)	400	3.3	—	25	2.2	—	—	78
T2716B (40729)	200	3.3	—	45	2.2	—	—	78
T2716D (40730)	400	3.3	—	45	2.2	—	—	78
T2800B (40668)	200	8	—	25	2.5	—	—	81
T2800D (40669)	400	8	—	25	2.5	—	—	81
T2800M (40670)	600	8	—	25	2.5	—	—	81
T2801DF (40842)	450	6	—	80	4	—	—	81
T2806B (40721)	200	8	—	45	2.5	—	—	81
T2806D (40722)	400	8	—	45	2.5	—	—	81
T2850A (40900)	100	8	—	25	2.5	—	—	81
T2850B (40901)	200	8	—	25	2.5	—	—	81
T2850D (40902)	400	8	—	25	2.5	—	—	81
T4100M (40797)	600	15	—	50	2.5	—	—	82
T4101M (40795)	600	10	—	25	2.5	—	—	82
T4103B (40783)	200	15	—	50	2.5	—	—	82
T4103D (40784)	400	15	—	50	2.5	—	—	82
T4104B (40779)	200	10	—	50	2.5	—	—	82
T4104D (40780)	400	10	—	50	2.5	—	—	82
T4105B (40775)	200	6	—	50	2.5	—	—	82
T4105D (40776)	400	6	—	50	2.5	—	—	82
T4106B (40711)	200	15	—	45	2.5	—	—	82
T4106D (40712)	400	15	—	45	2.5	—	—	82
T4107B (40717)	200	10	—	45	2.5	—	—	82
T4107D (40718)	400	10	—	45	2.5	—	—	82
T4110M (40798)	600	15	—	50	2.5	—	—	S13
T4111M (40796)	600	10	—	25	2.5	—	—	S13
T4113B (40785)	200	15	—	50	2.5	—	—	S13
T4113D (40786)	400	15	—	50	2.5	—	—	S13
T4114B (40781)	200	10	—	50	2.5	—	—	S13
T4114D (40782)	400	10	—	50	2.5	—	—	S13
T4115B (40777)	200	6	—	50	2.5	—	—	S13
T4115D (40778)	400	6	—	50	2.5	—	—	S13
T4116B (40713)	200	15	—	45	2.5	—	—	S13
T4116D (40714)	400	15	—	45	2.5	—	—	S13
T4117B (40719)	200	10	—	45	2.5	—	—	S13
T4117D (40720)	400	10	—	45	2.5	—	—	S13
T4120B (40802)	200	15	—	50	2.5	—	—	S13
T4120D (40803)	400	15	—	50	2.5	—	—	S13
T4120M (40804)	600	15	—	50	2.5	—	—	S13
T4121B (40799)	200	10	—	25	2.5	—	—	S13

Continued



Type	Peak Inverse Volts	Max. Rect. Current (A)	Max. Holding Current (mA)	Max. Gate Firing Characteristic		Max. Forward Voltage Drop		Connections
				mA	at Volts	Volts	at Amps	

## R.C.A. (Continued)

## Current Types (Continued)

T4121D (40800)	400	10	—	25	2.5	—	—	S13
T4121M (40801)	600	10	—	25	2.5	—	—	S13
T4700B (40575)	200	15	—	30	2.5	—	—	78
T4700D (40576)	400	15	—	30	2.5	—	—	78
T4706B (40715)	200	15	—	45	2.5	—	—	78
T4706D (40716)	400	15	—	45	2.5	—	—	78
T6400N (40925)	800	40	—	50	2.5	—	—	82
T6401B (40660)	200	30	—	50	2.5	—	—	82
T6401D (40661)	400	30	—	50	2.5	—	—	82
T6401M (40671)	600	30	—	50	2.5	—	—	82
T6404B (40791)	200	40	—	80	2.5	—	—	82
T6404D (40792)	400	40	—	80	2.5	—	—	82
T6405B (40787)	200	25	—	80	2.5	—	—	82
T6405D (40788)	400	25	—	80	2.5	—	—	82
T6406B (40699)	200	40	—	45	2.5	—	—	82
T6406D (40670)	400	40	—	45	2.5	—	—	82
T6406M (40671)	600	40	—	45	2.5	—	—	82
T6407B (40705)	200	30	—	45	2.5	—	—	82
T6407D (40706)	400	30	—	45	2.5	—	—	82
T6407M (40709)	600	30	—	45	2.5	—	—	82
T6410N (40926)	800	40	—	50	2.5	—	—	S13
T6411B (40662)	200	30	—	50	2.5	—	—	S13
T6411D (40663)	400	30	—	50	2.5	—	—	S13
T6411M (40672)	600	30	—	50	2.5	—	—	S13
T6414B (40793)	200	40	—	80	2.5	—	—	S13
T6414D (40794)	400	40	—	80	2.5	—	—	S13
T6415B (40789)	200	25	—	80	2.5	—	—	S13
T6415D (40790)	400	25	—	80	2.5	—	—	S13
T6416B (40702)	200	40	—	45	2.5	—	—	S13
T6416D (40703)	400	40	—	45	2.5	—	—	S13
T6416M (40704)	600	40	—	45	2.5	—	—	S13
T6417B (40707)	200	30	—	45	2.5	—	—	S13
T6417D (40708)	400	30	—	45	2.5	—	—	S13
T6417M (40710)	600	30	—	45	2.5	—	—	S13
T8420B (40688)	200	40	—	50	2.5	—	—	S13
T8420D (40689)	400	40	—	50	2.5	—	—	S13
T8420M (40690)	600	40	—	50	2.5	—	—	S13
T8420N (40927)	800	40	—	50	2.5	—	—	S13
T8421B (40805)	200	30	—	50	2.5	—	—	S13
T8421D (40806)	400	30	—	50	2.5	—	—	S13
T8421M (40807)	600	30	—	50	2.5	—	—	S13
T8401B (41029)	200	60	—	75	2.5	—	—	82
T8401D (41030)	400	60	—	75	2.5	—	—	82
T8401M (41031)	600	60	—	75	2.5	—	—	82
T8411B (41032)	200	60	—	75	2.5	—	—	S13
T8411D (41033)	400	60	—	75	2.5	—	—	S13
T8411M (41034)	600	60	—	75	2.5	—	—	S13
T8421B (41035)	200	60	—	75	2.5	—	—	S13
T8421D (41036)	400	60	—	75	2.5	—	—	S13
T8421M (41037)	600	60	—	75	2.5	—	—	S13
T8430B (40916)	200	80	—	75	2.5	—	—	82
T8430D (40917)	400	80	—	75	2.5	—	—	82
T8430M (40918)	600	80	—	75	2.5	—	—	82
T8440B (40919)	200	80	—	75	2.5	—	—	S13
T8440D (40920)	400	80	—	75	2.5	—	—	S13
T8440M (40921)	600	80	—	75	2.5	—	—	S13
T8450B (40922)	200	80	—	75	2.5	—	—	S13
T8450D (40923)	400	80	—	75	2.5	—	—	S13
T8450M (40924)	600	80	—	75	2.5	—	—	S13
2N5441	200	40	—	50	2.5	—	—	82
2N5442	400	40	—	50	2.5	—	—	82

Continued

**Triacs**

Type	Peak Inverse Volts	Max. Rect. Current (A)	Max. Holding Current (mA)	Max. Gate Firing Characteristic		Max. Forward Voltage Drop		Connections
				mA	at Volts	Volts	at Amps	

**R.C.A. (Continued)**

*Current Types (Continued)*

2N5443	600	40	—	50	2.5	—	—	82
2N5444	200	40	—	50	2.5	—	—	S13
2N5445	400	40	—	50	2.5	—	—	S13
2N5446	600	40	—	50	2.5	—	—	S13
2N5567	200	10	—	25	2.5	—	—	82
2N5568	400	10	—	25	2.5	—	—	82
2N5569	200	10	—	25	2.5	—	—	S13
2N5570	400	10	—	25	2.5	—	—	S13
2N5571	200	15	—	50	2.5	—	—	82
2N5572	400	15	—	50	2.5	—	—	82
2N5573	200	15	—	50	2.5	—	—	S13
2N5574	400	15	—	50	2.5	—	—	S13
2N5754	100	2.5	—	25	2.2	—	—	80
2N5755	200	2.5	—	25	2.2	—	—	80
2N5756	400	2.5	—	25	2.2	—	—	80
2N5757	600	2.5	—	25	2.2	—	—	80

**TEXAS**

*Current Types*

TIC205A	100	2	30	5	10	1.9	2.8	77
TIC205B	200	2	30	5	10	1.9	2.8	77
TIC205D	400	2	30	5	10	1.9	2.8	77
TIC206A	100	3	30	5	10	2.2	4.2	78
TIC206B	200	3	30	5	10	2.2	4.2	78
TIC206D	400	3	30	5	10	2.2	4.2	78
TIC215A	100	3	30	5	10	2	4.2	77
TIC215B	200	3	30	5	10	2	4.2	77
TIC215D	400	3	30	5	10	2	4.2	77
TIC216A	100	6	30	5	10	1.7	8.4	78
TIC216B	200	6	30	5	10	1.7	8.4	78
TIC216D	400	6	30	5	10	1.7	8.4	78
TIC226B	200	8	60	50	—	2.1	12	78
TIC226D	400	8	60	50	—	2.1	12	78
TIC236B	200	12	50	50	—	2.1	17	78
TIC236D	400	12	50	50	—	2.1	17	78
TIC246B	200	16	50	50	—	1.7	22.5	78
TIC246D	400	16	50	50	—	1.7	22.5	78
TIC253B	200	20	50	50	—	1.7	28.2	79
TIC253D	400	20	50	50	—	1.7	28.2	79
TIC253E	500	20	50	50	—	1.7	28.2	79
TIC253M	600	20	50	50	—	1.7	28.2	79
TIC263B	200	25	50	50	—	1.7	35.2	79
TIC263D	400	25	50	50	—	1.7	35.2	79
TIC263E	500	25	50	50	—	1.7	35.2	79
TIC263M	600	25	50	50	—	1.7	35.2	79

## Silicon Reference Diodes

Type	Nominal Zener Voltage (V)	Tolerance ±%	Max. Zener Current (mA)	Max. Dynamic Resistance (Ω)	Max. Dissipation (mW)	Connections
------	---------------------------	--------------	-------------------------	-----------------------------	-----------------------	-------------

### A.E.I. SEMICONDUCTORS Ltd.

#### Replacement Types

MR1A	6.6	5	10	20	250	C13
MR2A	6.6	5	10	20	250	C13
MR3A	9.8	5	5	150	250	C13
MR4A	6.6	5	5	60	250	C13
MR5A	6.6	5	5	60	250	C13
MR6A	11.0	5	5	120	250	C13
MR7A	10.0	5	10	50	250	C13
MR10A	6.6	5	10	20	250	C13
MR11A	6.6	5	10	20	250	C13
VR7E	7.0	5	—	4	5.8W	S2
VR8E	8.0	5	—	4	5.8W	S2
VR9E	9.0	5	—	4	5.8W	S2
VR10E	10.0	5	—	5	5.8W	S2
VR11E	11.0	5	—	6	5.8W	S2
VR12E	12.0	5	—	11	5.8W	S2
VR13E	13.0	5	—	12	5.8W	S2
VR15E	15.0	5	—	17	5.8W	S2
VR16E	16.0	5	—	19	5.8W	S2
VR18E	18.0	5	—	22	5.8W	S2
VR20E	20.0	5	—	26	5.8W	S2
VR22E	22.0	5	—	29	5.8W	S2
VR24E	24.0	5	—	34	5.8W	S2
VR27E	27.0	5	—	39	5.8W	S2
VR30E	30.0	5	—	44	5.8W	S2
VR35E	35.0	5	—	22	5.8W	S2
VR425E	4.25	5	—	19	5.8W	S2
VR475E	4.75	5	—	18	5.8W	S2
VR525E	5.25	5	—	17	5.8W	S2
VR575E	5.75	5	—	10	5.8W	S2
VR625E	6.25	5	—	4	5.8W	S2

#### Current Types

BZY93-C6V8	6.8	5	2A	0.2	20W	S2
BZY93-C7V5	7.5	5	2A	0.3	20W	S2
BZY93-C8V2	8.2	5	2A	0.3	20W	S2
BZY93-C9V1	9.1	5	1A	0.5	20W	S2
BZY93-C10	10.0	5	1A	0.5	20W	S2
BZY93-C11	11.0	5	1A	1	20W	S2
BZY93-C12	12.0	5	1A	1	20W	S2
BZY93-C13	13.0	5	1A	1	20W	S2
BZY93-C15	15.0	5	1A	1.2	20W	S2
BZY93-C16	16.0	5	500	1.2	20W	S2
BZY93-C18	18.0	5	500	1.5	20W	S2
BZY93-C20	20.0	5	500	1.5	20W	S2
BZY93-C22	22.0	5	500	1.8	20W	S2
BZY93-C24	24.0	5	500	2	20W	S2
BZY93-C27	27.0	5	500	2	20W	S2
BZY93-C30	30.0	5	500	2.5	20W	S2
BZY93-C33	33.0	5	500	3	20W	S2
LR51C	5.1	5	—	75	400	A1
LR56C	5.6	5	—	55	400	A1
LR62C	6.2	5	—	27	400	A1
LR68C	6.8	5	—	15	400	A1
LR75C	7.5	5	—	15	400	A1
LR82C	8.2	5	—	10	400	A1
LR91C	9.1	5	—	15	400	A1
LR100C	10.0	5	—	20	400	A1
LR110C	11.0	5	—	25	400	A1
LR120C	12.0	5	—	30	400	A1
LR130C	13.0	5	—	34	400	A1

## Silicon Reference Diodes

Type	Nominal Zener Voltage (V)	Tolerance ±%	Max. Zener Current (mA)	Max. Dynamic Resistance (Ω)	Max. Dissipation (mW)	Connections
------	---------------------------	--------------	-------------------------	-----------------------------	-----------------------	-------------

## A.E.I. SEMICONDUCTORS Ltd. (Continued)

## Current Types (Continued)

LR150C	15.0	5	—	40	400	A1
LR160C	16.0	5	—	44	400	A1
LR180C	18.0	5	—	50	400	A1
LR200C	20.0	5	—	53	400	A1
LR220C	22.0	5	—	56	400	A1
LR240C	24.0	5	—	58	400	A1
LR270C	27.0	5	—	60	400	A1
LR300C	30.0	5	—	60	400	A1
LR330C	33.0	5	—	60	400	A1
LR360C	36.0	5	—	60	400	A1
LR390C	39.0	5	—	60	400	A1
VR7F	7.0	5	—	22	2.25W	A3
VR8F	8.0	5	—	19	2.25W	A3
VR9F	9.0	5	—	18	2.25W	A3
VR10F	10.0	5	—	17	2.25W	A3
VR11F	11.0	5	—	10	2.25W	A3
VR12F	12.0	5	—	4	2.25W	A3
VR13F	13.0	5	—	4	2.25W	A3
VR15F	15.0	5	—	4	2.25W	A3
VR16F	16.0	5	—	4	2.25W	A3
VR18F	18.0	5	—	5	2.25W	A3
VR20F	20.0	5	—	6	2.25W	A3
VR22F	22.0	5	—	11	2.25W	A3
VR24F	24.0	5	—	12	2.25W	A3
VR27F	27.0	5	—	17	2.25W	A3
VR30F	30.0	5	—	19	2.25W	A3
VR35F	35.0	5	—	22	2.25W	A3
VR425F	4.25	5	—	26	2.25W	A3
VR475F	4.75	5	—	29	2.25W	A3
VR525F	5.25	5	—	34	2.25W	A3
VR575F	5.75	5	—	39	2.25W	A3
VR625F	6.25	5	—	44	2.25W	A3
VZ33F	3.3	5	50	14	1.5W	A3
VZ36F	3.6	5	50	13	1.5W	A3
VZ39F	3.9	5	50	12	1.5W	A3
VZ43F	4.3	5	50	11	1.5W	A3
VZ47F	4.7	5	50	10	1.5W	A3
VZ51F	5.1	5	50	9	1.5W	A3
VZ56F	5.6	5	50	8	1.5W	A3
VZ62F	6.2	5	50	7	1.5W	A3
VZ68F	6.8	5	20	6	1.5W	A3
VZ75F	7.5	5	20	4.5	1.5W	A3
VZ82F	8.2	5	20	4	1.5W	A3
VZ91F	9.1	5	20	4	1.5W	A3
VZ100F	10.0	5	20	4.5	1.5W	A3
VZ110F	11.0	5	20	5.5	1.5W	A3
VZ120F	12.0	5	20	7	1.5W	A3
VZ130F	13.0	5	20	10	1.5W	A3
VZ150F	15.0	5	10	16	1.5W	A3
VZ160F	16.0	5	10	20	1.5W	A3
VZ180F	18.0	5	10	28	1.5W	A3
VZ200F	20.0	5	10	37	1.5W	A3
VZ220F	22.0	5	10	47	1.5W	A3
VZ240F	24.0	5	10	55	1.5W	A3
VZ270F	27.0	5	10	70	1.5W	A3
VZ300F	30.0	5	10	85	1.5W	A3
VZ330F	33.0	5	10	110	1.5W	A3

## Silicon Reference Diodes

Type	Nominal Zener Voltage (V)	Tolerance ±%	Max. Zener Current (mA)	Max. Dynamic Resistance (Ω)	Max. Dissipation (mW)	Connections
<b>EMIHUS</b>						
<i>Current Types</i>						
HS2027	2.7	5	—	80	250	A1
HS2030	3.0	5	—	80	250	A1
HS2033	3.3	5	—	80	250	A1
HS2036	3.6	5	—	75	250	A1
HS2039	3.9	5	—	70	250	A1
HS2043	4.3	5	—	65	250	A1
HS2047	4.7	5	—	55	250	A1
HS2051	5.1	5	—	40	250	A1
HS2056	5.6	5	—	15	250	A1
HS2062	6.2	5	—	5	250	A1
HS2068	6.8	5	—	4	250	A1
HS2075	7.5	5	—	3.5	250	A1
HS2082	8.2	5	—	4	250	A1
HS2091	9.1	5	—	4.5	250	A1
HS2100	10.0	5	—	5	250	A1
HS2110	11.0	5	—	6	250	A1
HS2120	12.0	5	—	7	250	A1
HS2130	13.0	5	—	8	250	A1
HS2150	15.0	5	—	9.5	250	A1
HS2160	16.0	5	—	10	250	A1
HS2180	18.0	5	—	11	250	A1
HS2200	20.0	5	—	12	250	A1
HS2220	22.0	5	—	13	250	A1
HS2240	24.0	5	—	14	250	A1
HS2270	27.0	5	—	15	250	A1
HS2300	30.0	5	—	15	250	A1
HS2330	33.0	5	—	15	250	A1
HS2984	12.0	5	—	21	250	A1
HS2988	9.1	5	—	8	250	A1
HS2989	8.2	5	—	6.2	250	A1
HS2990	6.8	5	—	5	250	A1
HS2991	7.5	5	—	8	250	A1
HS2992	5.6	5	—	280	250	A1
HS2995	6.2	5	—	200	250	A1
HS2996	5.1	5	—	360	250	A1
HS2997	4.7	5	—	370	250	A1
HS7027	2.7	5	—	80	400	A1
HS7030	3.0	5	—	80	400	A1
HS7033	3.3	5	—	80	400	A1
HS7036	3.6	5	—	75	400	A1
HS7039	3.9	5	—	70	400	A1
HS7043	4.3	5	—	65	400	A1
HS7047	4.7	5	—	55	400	A1
HS7051	5.1	5	—	40	400	A1
HS7056	5.6	5	—	15	400	A1
HS7062	6.2	5	—	5	400	A1
HS7068	6.8	5	—	4	400	A1
HS7075	7.5	5	—	3.5	400	A1
HS7082	8.2	5	—	4	400	A1
HS7091	9.1	5	—	4.5	400	A1
HS7100	10.0	5	—	5	400	A1
HS7110	11.0	5	—	6	400	A1
HS7120	12.0	5	—	7	400	A1
HS7130	13.0	5	—	8	400	A1
HS7150	15.0	5	—	9.5	400	A1
HS7160	16.0	5	—	10	400	A1
HS7180	18.0	5	—	11	400	A1
HS7200	20.0	5	—	12	400	A1
HS7220	22.0	5	—	13	400	A1
HS7240	24.0	5	—	14	400	A1
HS7270	27.0	5	—	15	400	A1

Continued

**Silicon Reference Diodes**

Type	Nominal Zener Voltage (V)	Tolerance ±%	Max. Zener Current (mA)	Max. Dynamic Resistance (Ω)	Max. Dissipation (mW)	Connections
------	---------------------------	--------------	-------------------------	-----------------------------	-----------------------	-------------

**EMIHUS (Continued)**

*Current Types (Continued)*

HS7300	30.0	5	—	15	400	A1
HS7330	33.0	5	—	15	400	A1
1N746A	3.3	5	—	28	400	A1
1N747A	3.6	5	—	24	400	A1
1N748A	3.9	5	—	23	400	A1
1N749A	4.3	5	—	22	400	A1
1N750A	4.7	5	—	19	400	A1
1N751A	5.1	5	—	17	400	A1
1N752A	5.6	5	—	11	400	A1
1N753A	6.2	5	—	7	400	A1
1N754A	6.8	5	—	5	400	A1
1N755A	7.5	5	—	6	400	A1
1N756A	8.2	5	—	8	400	A1
1N757A	9.1	5	—	10	400	A1
1N758A	10.0	5	—	17	400	A1
1N759A	12.0	5	—	30	400	A1

**FERRANTI**

*Current Types*

BZX88-C4V7	4.7	5	—	80	—	71
BZX88-C5V1	5.1	5	—	60	—	71
BZX88-C5V6	5.6	5	—	25	—	71
BZX88-C6V2	6.2	5	—	10	—	71
BZX88-C6V8	6.8	5	—	15	—	71
BZX88-C7V5	7.5	5	—	15	—	71
BZX88-C8V2	8.2	5	—	15	—	71
BZX88-C9V1	9.1	5	—	15	—	71
BZX88-C10	10.0	5	—	20	—	71
BZX88-C11	11.0	5	—	20	—	71
BZX88-C12	12.0	5	—	25	—	71
BZX88-C13	13.0	5	—	30	—	71
BZX88-C15	15.0	5	—	30	—	71
BZX88-C16	16.0	5	—	40	—	71
BZX88-C18	18.0	5	—	45	—	71
BZX88-C20	20.0	5	—	55	—	71
BZX88-C22	22.0	5	—	55	—	71
BZX88-C24	24.0	5	—	70	—	71
BZX88-C27	27.0	5	—	80	—	71
BZX88-C30	30.0	5	—	80	—	71
BZX88-C33	33.0	5	—	80	—	71
BZX88-C36	36.0	5	—	90	—	71
BZX88-C39	39.0	5	—	100	—	71
BZX88-C43	43.0	5	—	110	—	71
BZX88-C47	47.0	5	—	120	—	71
KS030A	3.0	5	—	150	400	A2
KS033A	3.3	5	—	100	400	A2
KS036A	3.6	5	—	95	400	A2
KS039A	3.9	5	—	90	400	A2
KS043A	4.3	5	—	85	400	A2
KS047A	4.7	5	—	80	400	A2
KS051A	5.1	5	—	70	400	A2
KS056A	5.6	5	—	60	400	A2
KS062A	6.2	5	—	35	400	A2
KS068A	6.8	5	—	15	400	A2
KS075A	7.5	5	—	15	400	A2
KS082A	8.2	5	—	15	400	A2
KS091A	9.1	5	—	15	400	A2
KS100A	10.0	5	—	25	400	A2

Silicon Reference Diodes

Type	Nominal Zener Voltage (V)	Tolerance ±%	Max. Zener Current (mA)	Max. Dynamic Resistance (Ω)	Max. Dissipation (mW)	Connections
------	---------------------------	--------------	-------------------------	-----------------------------	-----------------------	-------------

**FERRANTI (Continued)**

*Current Types (Continued)*

KS110A	11.0	5	—	40	400	A2
KS120A	12.0	5	—	60	400	A2
KS130A	13.0	5	—	75	400	A2
KS150A	15.0	5	—	90	400	A2
KS160A	16.0	5	—	120	400	A2
KS180A	18.0	5	—	150	400	A2
KS30A	3.3	5	110	130	300	C2
KS30B	3.3	10	110	130	300	C2
KS31A	3.6	5	110	100	300	C2
KS32A	3.9	5	90	90	300	C2
KS32B	3.9	10	90	90	300	C2
KS33A	4.3	5	80	80	300	C2
KS34A	4.7	5	75	75	300	C2
KS34B	4.7	10	75	75	300	C2
KS35A	5.1	5	65	70	300	C2
KS36A	5.6	5	60	40	300	C2
KS36B	5.6	10	60	40	300	C2
KS37A	6.2	5	50	15	300	C2
KS38A	6.8	5	45	10	300	C2
KS38B	6.8	10	45	10	300	C2
KS39A	7.5	5	42	10	300	C2
KS40A	8.2	5	40	15	300	C2
KS40B	8.2	10	40	15	300	C2
KS41A	9.1	5	35	18	300	C2
KS42A	10.0	5	30	25	300	C2
KS42B	10.0	10	30	25	300	C2
KS43A	11.0	5	27	40	300	C2
KS44A	12.0	5	25	45	300	C2
KS44B	12.0	10	25	45	300	C2
KS77	9.0	5	—	35	56.7	A1
KS77B	9.0	5	—	35	56.7	A1
KS78	9.0	5	—	35	56.7	A1
KS78B	9.0	5	—	35	56.7	A1

**INTERNATIONAL RECTIFIER CO.**

*Replacement Types*

MZ3.9T10	3.9	10	180	30	750	A3
MZ4.7T10	4.7	10	150	28	750	A3
MZ5.6T10	5.6	10	130	24	750	A3
MZ6.8T10	6.8	10	110	15	750	A3
MZ8.2T10	8.2	10	90	6	750	A3
MZ10T10	10.0	10	75	6	750	A3
MZ12T10	12.0	10	60	10	750	A3
MZ15T10	15.0	10	50	25	750	A3
MZ18T10	18.0	10	40	40	750	A3
MZ22T10	22.0	10	33	70	750	A3
MZ27T10	27.0	10	26	95	750	A3

*Current Types*

1N702	2.6	10%. For 5% add suffix 'A' to type number.	5	60	250	A1
1N703	3.4		5	55	250	A1
1N704	4.1		5	45	250	A1
1N705	4.8		5	35	250	A1
1N706	5.8		5	20	250	A1
1N707	7.1		5	10	250	A1
1N708	5.6		25	3.6	250	A1
1N709	6.2		25	4.1	250	A1
1N710	6.8		25	4.7	250	A1

*Continued*

Silicon Reference Diodes

Type	Nominal Zener Voltage (V)	Tolerance ±%	Max. Zener Current (mA)	Max. Dynamic Resistance (Ω)	Max. Dissipation (mW)	Connections
------	---------------------------	--------------	-------------------------	-----------------------------	-----------------------	-------------

INTERNATIONAL RECTIFIER CO. (Continued)

Current Types (Continued)

1N711	7.5	10%. For 5% add suffix 'A' to type number.	25	5.3	250	A1
1N712	8.2		25	6	250	A1
1N713	9.1		12	7	250	A1
1N714	10.0		12	8	250	A1
1N715	11.0		12	9	250	A1
1N716	12.0		12	10	250	A1
1N717	13.0		12	11	250	A1
1N718	15.0		12	13	250	A1
1N719	16.0		12	15	250	A1
1N720	18.0		12	17	250	A1
1N721	20.0		4	20	250	A1
1N722	22.0		4	24	250	A1
1N723	24.0		4	28	250	A1
1N724	27.0		4	35	250	A1
1N725	30.0		4	42	250	A1
1N746	3.3		20	28	400	A1
1N747	3.6		20	24	400	A1
1N748	3.9		20	23	400	A1
1N749	4.3		20	22	400	A1
1N750	4.7		20	19	400	A1
1N751	5.1		20	17	400	A1
1N752	5.6		20	11	400	A1
1N753	6.2		20	7	400	A1
1N754	6.8		20	5	400	A1
1N755	7.5		20	6	400	A1
1N756	8.2		20	8	400	A1
1N757	9.1		20	10	400	A1
1N758	10.0		20	17	400	A1
1N759	12.0		20	30	400	A1
1N957	6.8		18.5	4.5	400	A1
1N958	7.5		16.5	5.5	400	A1
1N959	8.2		15	6.5	400	A1
1N960	9.1		14	7.5	400	A1
1N961	10.0	12.5	8.5	400	A1	
1N962	11.0	11.5	9.5	400	A1	
1N963	12.0	10.5	11.5	400	A1	
1N964	13.0	9.5	13	400	A1	
1N965	15.0	8.5	16	400	A1	
1N966	16.0	7.8	17	400	A1	
1N967	18.0	7	21	400	A1	
1N958	20.0	6.2	25	400	A1	
1N969	22.0	5.6	29	400	A1	
1N970	24.0	5.2	33	400	A1	
1N971	27.0	4.6	41	400	A1	
1N972	30.0	4.2	49	400	A1	
1N973	33.0	3.8	58	400	A1	
1N974	38.0	3.4	70	400	A1	
1N975	39.0	3.2	80	400	A1	
1N976	43.0	3	93	400	A1	
1N977	47.0	2.7	105	400	A1	
1N978	51.0	2.5	125	400	A1	
1N979	56.0	2.2	150	400	A1	
1N980	62.0	2	185	400	A1	
1N981	68.0	1.8	230	400	A1	
1N982	75.0	1.7	270	400	A1	
1N983	82.0	1.5	330	400	A1	
1N984	91.0	1.4	400	400	A1	
1N985	100	1.3	500	400	A1	
1N1805	6.8	10%. For 5% add suffix 'A' to type number	1A	1	10W	S3*S2
1N1806	7.5		1A	1	10W	S3*S2
1N1807	8.2		1A	1	10W	S3*S2

Continued



## Silicon Reference Diodes

Type	Nominal Zener Voltage (V)	Tolerance %	Max. Zener Current (mA)	Max. Dynamic Resistance ( $\Omega$ )	Max. Dissipation (mW)	Connections
------	---------------------------	-------------	-------------------------	--------------------------------------	-----------------------	-------------

## INTERNATIONAL RECTIFIER CO. (Continued)

## Current Types (Continued)

1N1808	9.1		500	1	10W	S3*S2
1N1351	10.0		500	2	10W	S3*S2
1N1352	11.0		500	2	10W	S3*S2
1N1353	12.0		500	2	10W	S3*S2
1N1354	13.0		500	2	10W	S3*S2
1N1355	15.0		500	2	10W	S3*S2
1N1356	16.0		500	3	10W	S3*S2
1N1357	18.0		150	3	10W	S3*S2
1N1358	20.0		150	3	10W	S3*S2
1N1359	22.0		150	3	10W	S3*S2
1N1360	24.0		150	3	10W	S3*S2
1N1361	27.0		150	3	10W	S3*S2
1N1362	30.0		150	4	10W	S3*S2
1N1363	33.0		150	4	10W	S3*S2
1N1364	36.0	10%. For 5% add suffix 'A' to type number.	150	5	10W	S3*S2
1N1365	39.0		150	5	10W	S3*S2
1N1366	43.0		150	6	10W	S3*S2
1N1367	47.0		150	7	10W	S3*S2
1N1368	51.0		150	8	10W	S3*S2
1N1369	56.0		150	9	10W	S3*S2
1N1370	62.0		50	12	10W	S3*S2
1N1371	68.0		50	14	10W	S3*S2
1N1372	75.0		50	20	10W	S3*S2
1N1373	82.0		50	22	10W	S3*S2
1N1374	91.0		50	35	10W	S3*S2
1N1375	100		50	40	10W	S3*S2
1N1809	110		50	47	10W	S3*S2
1N1810	120		50	56	10W	S3*S2
1N1811	130		50	65	10W	S3*S2
1N1812	150		50	82	10W	S3*S2
1N1813	160		50	93	10W	S3*S2
1N1814	180		50	115	10W	S3*S2
1N1815	200		50	140	10W	S3*S2
1N2970	6.8		370	1.2	10W	S3*S2
1N2971	7.5		335	1.3	10W	S3*S2
1N2972	8.2		305	1.5	10W	S3*S2
1N2973	9.1		275	2	10W	S3*S2
1N2974	10.0		250	3	10W	S3*S2
1N2975	11.0		230	3	10W	S3*S2
1N2976	12.0		210	3	10W	S3*S2
1N2977	13.0		190	3	10W	S3*S2
1N2978	14.0		180	3	10W	S3*S2
1N2979	15.0		170	3	10W	S3*S2
1N2980	16.0		155	4	10W	S3*S2
1N2981	17.0		145	4	10W	S3*S2
1N2982	18.0	Type number suffix.	140	4	10W	S3*S2
1N2983	19.0		130	4	10W	S3*S2
1N2984	20.0	A = 10%	125	4	10W	S3*S2
1N2985	22.0	B = 5%	115	5	10W	S3*S2
1N2986	24.0		105	5	10W	S3*S2
1N2987	25.0		100	6	10W	S3*S2
1N2988	27.0		95	7	10W	S3*S2
1N2989	30.0		85	8	10W	S3*S2
1N2990	33.0		75	9	10W	S3*S2
1N2991	36.0		70	10	10W	S3*S2
1N2992	39.0		65	11	10W	S3*S2
1N2993	43.0		60	12	10W	S3*S2
1N2994	45.0		55	13	10W	S3*S2
1N2995	47.0		55	14	10W	S3*S2
1N2996	50.0		50	15	10W	S3*S2
1N2997	51.0		50	15	10W	S3*S2

Silicon Reference Diodes

Type	Nominal Zener Voltage (V)	Tolerance ±%	Max. Zener Current (mA)	Max. Dynamic Resistance (Ω)	Max. Dissipation (mW)	Connections
------	---------------------------	--------------	-------------------------	-----------------------------	-----------------------	-------------

INTERNATIONAL RECTIFIER CO. (Continued)

Current Types (Continued)

1N2998	52.0	Type number suffix. A = 10% B = 5%	50	15	10W	S3*S2
1N2999	56.0		45	16	10W	S3*S2
1N3000	62.0		40	17	10W	S3*S2
1N3001	68.0		37	18	10W	S3*S2
1N3002	75.0		33	22	10W	S3*S2
1N3003	82.0		30	25	10W	S3*S2
1N3004	91.0		28	35	10W	S3*S2
1N3005	100		25	40	10W	S3*S2
1N3006	105		25	45	10W	S3*S2
1N3007	110		23	55	10W	S3*S2
1N3008	120		20	75	10W	S3*S2
1N3009	130		19	100	10W	S3*S2
1N3010	140		18	125	10W	S3*S2
1N3011	150		17	175	10W	S3*S2
1N3012	160		16	200	10W	S3*S2
1N3013	175	14	250	10W	S3*S2	
1N3014	180	14	260	10W	S3*S2	
1N3015	200	12	300	10W	S3*S2	
1N4370	2.4	10%. For 5% suffix 'A' to type number.	20	30	400	A1
1N4371	2.7		20	30	400	A1
1N4372	3.0		20	29	400	A1
1N4728	3.3		76	10	1W	A1
1N4729	3.6		69	10	1W	A1
1N4730	3.9		64	9	1W	A1
1N4731	4.3		58	9	1W	A1
1N4732	4.7		53	8	1W	A1
1N4733	5.1		49	7	1W	A1
1N4734	5.6		45	5	1W	A1
1N4735	6.2		41	2	1W	A1
1N4736	6.8		37	3.5	1W	A1
1N4737	7.5		34	4	1W	A1
1N4738	8.2		31	4.5	1W	A1
1N4739	9.1		28	5	1W	A1
1N4740	10.0	25	7	1W	A1	
1N4741	11.0	33	8	1W	A1	
1N4742	12.0	21	9	1W	A1	
1N4743	13.0	19	10	1W	A1	
1N4744	15.0	17	14	1W	A1	
1N4745	16.0	15.5	16	1W	A1	
1N4746	18.0	14	20	1W	A1	
1N4747	20.0	12.5	22	1W	A1	
1N4748	22.0	11.5	23	1W	A1	
1N4749	24.0	10.5	25	1W	A1	
1N4750	27.0	9.5	35	1W	A1	
1N4751	30.0	8.5	40	1W	A1	
1N4752	33.0	7.5	45	1W	A1	
1N4753	36.0	7	50	1W	A1	
1N4754	39.0	6.5	60	1W	A1	
1N4755	43.0	6	70	1W	A1	
1N4756	47.0	5.5	80	1W	A1	
1N4757	51.0	5	95	1W	A1	
1N4758	56.0	4.5	110	1W	A1	
1N4759	62.0	4	125	1W	A1	
1N4760	68.0	3.7	150	1W	A1	
1N4761	75.0	3.3	175	1W	A1	
1N4762	82.0	3	200	1W	A1	
1N4763	91.0	2.8	250	1W	A1	
1N4764	100	2.5	350	1W	A1	
1N5221	2.4	Type number suffix: A = 10% B = 5%	20	30	500	A1
1N5222	2.5		20	30	500	A1
1N5223	2.7		20	30	500	A1

Silicon Reference Diodes

Type	Nominal Zener Voltage (V)	Tolerance %	Max. Zener Current (mA)	Max. Dynamic Resistance ( $\Omega$ )	Max. Dissipation (mW)	Connections
------	---------------------------	-------------	-------------------------	--------------------------------------	-----------------------	-------------

INTERNATIONAL RECTIFIER CO. (Continued)

Current Types (Continued)

1N5224	2.8	}	20	30	500	A1	
1N5225	3.0		20	29	500	A1	
1N5226	3.3		20	28	500	A1	
1N5227	3.6		20	24	500	A1	
1N5228	3.9		20	23	500	A1	
1N5229	4.3		20	22	500	A1	
1N5230	4.7		20	19	500	A1	
1N5231	5.1		20	17	500	A1	
1N5232	5.6		20	11	500	A1	
1N5233	6.0		20	7	500	A1	
1N5234	6.2		20	7	500	A1	
1N5235	6.8		20	5	500	A1	
1N5236	7.5		20	6	500	A1	
1N5237	8.2		20	8	500	A1	
1N5238	8.7		20	8	500	A1	
1N5239	9.1		20	10	500	A1	
1N5240	10.0		20	17	500	A1	
1N5241	11.0		20	22	500	A1	
1N5242	12.0		20	30	500	A1	
1N5243	13.0		9.5	13	500	A1	
1N5244	14.0		9	15	500	A1	
1N5245	15.0		8.5	16	500	A1	
1N5246	16.0		7.8	17	500	A1	
1N5247	17.0		7.4	19	500	A1	
1N5248	18.0		7	21	500	A1	
1N5249	19.0		6.6	23	500	A1	
1N5250	20.0		6.2	25	500	A1	
1N5251	22.0		5.6	29	500	A1	
1N5252	24.0		5.2	33	500	A1	
1N5253	25.0		5	35	500	A1	
1N5254	27.0		4.6	41	500	A1	
1N5255	28.0		A = 10%	4.5	44	500	A1
1N5256	30.0		B = 5%	4.2	49	500	A1
1N5257	33.0	3.8	58	500	A1		
1N5333	3.3		380	3	5W	A1	
1N5334	3.6		350	2.5	5W	A1	
1N5335	3.9		320	2	5W	A1	
1N5336	4.3		290	2	5W	A1	
1N5337	4.7		260	2	5W	A1	
1N5338	5.1		240	2	5W	A1	
1N5339	5.6		220	1.5	5W	A1	
1N5340	6.0		200	1	5W	A1	
1N5341	6.2		200	1	5W	A1	
1N5342	6.8		175	1	5W	A1	
1N5343	7.5		175	1.5	5W	A1	
1N5344	8.2		150	1.5	5W	A1	
1N5345	8.7		150	2	5W	A1	
1N5346	9.1		150	2	5W	A1	
1N4347	10.0		125	2	5W	A1	
1N5348	11.0		125	2.5	5W	A1	
1N5349	12.0		100	2.5	5W	A1	
1N5350	13.0		100	2.5	5W	A1	
1N5351	14.0		100	2.5	5W	A1	
1N5352	15.0		75	2.5	5W	A1	
1N5353	16.0		75	2.5	5W	A1	
1N5354	17.0		70	2.5	5W	A1	
1N5355	18.0		65	2.5	5W	A1	
1N5356	19.0		65	3	5W	A1	
1N5357	20.0		65	3	5W	A1	
1N5358	22.0		50	3.5	5W	A1	
1N5359	24.0		50	3.5	5W	A1	

Type number suffix:  
A = 10%  
B = 5%

Continued

Silicon Reference Diodes

Type	Nominal Zener Voltage (V)	Tolerance %	Max. Zener Current (mA)	Max. Dynamic Resistance ( $\Omega$ )	Max. Dissipation (mW)	Connections
------	---------------------------	-------------	-------------------------	--------------------------------------	-----------------------	-------------

INTERNATIONAL RECTIFIER CO. (Continued)

Current Types (Continued)

1N5360	25.0	Type number suffix: A = 10% B = 5%	50	4	5W	A1	
1N5361	27.0		50	5	5W	A1	
1N5362	28.0		50	6	5W	A1	
1N5363	30.0		40	8	5W	A1	
1N5364	33.0		40	10	5W	A1	
1N5365	36.0		30	11	5W	A1	
1N5366	39.0		30	14	5W	A1	
1N5367	43.0		30	20	5W	A1	
1N5368	47.0		25	25	5W	A1	
1N5369	51.0		25	27	5W	A1	
1N5370	56.0		20	35	5W	A1	
1N5371	60.0		20	40	5W	A1	
1N5372	62.0		20	42	5W	A1	
1N5373	68.0		20	44	5W	A1	
1N5374	75.0		20	45	5W	A1	
1N5375	82.0		15	65	5W	A1	
1N5376	87.0		15	75	5W	A1	
1N5377	91.0		15	75	5W	A1	
1N5378	100		12	90	5W	A1	
1ZS3.3	3.3		10%. For 5% add suffix 'A' to type number.	76	10	1W	A1
1ZS3.6	3.6			69	10	1W	A1
1ZS3.9	3.9			64	9	1W	A1
1ZS4.3	4.3			58	9	1W	A1
1ZS4.7	4.7			53	8	1W	A1
1ZS5.1	5.1			49	7	1W	A1
1ZS5.6	5.6			45	5	1W	A1
1ZS6.2	6.2			41	2	1W	A1
1ZS6.8	6.8			37	3.5	1W	A1
1ZS7.5	7.5	34		4	1W	A1	
1ZS8.2	8.2	31		4.5	1W	A1	
1ZS9.1	9.1	28		5	1W	A1	
1ZS10	10.0	25		7	1W	A1	
1ZS11	11.0	23		8	1W	A1	
1ZS12	12.0	21		9	1W	A1	
1ZS13	13.0	19		10	1W	A1	
1ZS15	15.0	17		14	1W	A1	
1ZS16	16.0	15.5		16	1W	A1	
1ZS18	18.0	14		20	1W	A1	
1ZS20	20.0	12.5		22	1W	A1	
1ZS22	22.0	11.5		23	1W	A1	
1ZS24	24.0	10.5		25	1W	A1	
1ZS27	27.0	9.5		35	1W	A1	
1ZS30	30.0	8.5		40	1W	A1	
1ZS33	33.0	7.5		45	1W	A1	
1ZS36	36.0	7		50	1W	A1	
1ZS39	39.0	6.5		60	1W	A1	
1ZS43	43.0	6		70	1W	A1	
1ZS47	47.0	5.5		80	1W	A1	
1ZS51	51.0	5		95	1W	A1	
1ZS56	56.0	4.5		110	1W	A1	
1ZS62	62.0	4		125	1W	A1	
1ZS68	68.0	3.7	150	1W	A1		
1ZS75	75.0	3.3	175	1W	A1		
1ZS82	82.0	3	200	1W	A1		
1ZS91	91.0	2.8	250	1W	A1		
1ZS100	100	2.5	350	1W	A1		
1ZM3.3	3.3	Type number suffix: T10 = 10% T5 = 5%	60	21	1W	A1	
1ZM3.6	3.6		60	20	1W	A1	
1ZM3.9	3.9		50	18	1W	A1	
1ZM4.3	4.3		50	17	1W	A1	
1ZM4.7	4.7		40	16	1W	A1	

Silicon Reference Diodes

Type	Nominal Zener Voltage (V)	Tolerance ±%	Max. Zener Current (mA)	Max. Dynamic Resistance (Ω)	Max. Dissipation (mW)	Connections
------	---------------------------	--------------	-------------------------	-----------------------------	-----------------------	-------------

INTERNATIONAL RECTIFIER CO. (Continued)

Current Types (Continued)

1ZM5.1	5.1	}	40	15	1W	A1
1ZM5.6	5.6		35	14	1W	A1
1ZM6.2	6.2		35	12	1W	A1
1ZM6.8	6.8		20	4	1W	A1
1ZM7.5	7.5		20	4	1W	A1
1ZM8.2	8.2		20	4.5	1W	A1
1ZM9.1	9.1		20	5	1W	A1
1ZM10	10.0		20	5.3	1W	A1
1ZM11	11.0		20	5.5	1W	A1
1ZM12	12.0		20	7	1W	A1
1ZM13	13.0		20	10	1W	A1
1ZM15	15.0		10	16	1W	A1
1ZM16	16.0		10	18	1W	A1
1ZM18	18.0		10	21	1W	A1
1ZM20	20.0		10	26	1W	A1
1ZM22	22.0		10	30	1W	A1
1ZM24	24.0		10	33	1W	A1
1ZM27	27.0		10	39	1W	A1
1ZM30	30.0		10	44	1W	A1
1ZM33	33.0		10	49	1W	A1
1ZM36	36.0	10	55	1W	A1	
1ZM39	39.0	10	60	1W	A1	
1ZM43	43.0	10	65	1W	A1	
1ZM47	47.0	10	70	1W	A1	
1ZM51	51.0	10	75	1W	A1	
1ZM56	56.0	10	85	1W	A1	
1ZM62	62.0	10	95	1W	A1	
1ZM68	68.0	10	110	1W	A1	
1ZM75	75.0	Type	10	120	1W	A1
1ZM82	82.0	number	5	140	1W	A1
1ZM91	91.0	suffix:	5	160	1W	A1
1ZM100	100	T10 = 10%	5	180	1W	A1
1ZM110	110	T5 = 5%	5	220	1W	A1
1ZM120	120		5	260	1W	A1
1ZM130	130		5	360	1W	A1
1ZM150	150		2	450	1W	A1
1ZM160	160		2	550	1W	A1
1ZM180	180		2	800	1W	A1
1ZM200	200		2	1,200	1W	A1
1ZC3.3	3.3		60	21	1.5W	A10
1ZC3.6	3.6		60	20	1.5W	A10
1ZC3.9	3.9		50	18	1.5W	A10
1ZC4.3	4.3		50	17	1.5W	A10
1ZC4.7	4.7		40	16	1.5W	A10
1ZC5.1	5.1		40	15	1.5W	A10
1ZC5.6	5.6		35	14	1.5W	A10
1ZC6.2	6.2		35	12	1.5W	A10
1ZC6.8	6.8		20	4	1.5W	A10
1ZC7.5	7.8		20	4	1.5W	A10
1ZC8.2	8.2		20	4.5	1.5W	A10
1ZC9.1	9.1		20	5	1.5W	A10
1ZC10	10.0		20	5.3	1.5W	A10
1ZC11	11.0		20	5.5	1.5W	A10
1ZC12	12.0		20	7	1.5W	A10
1ZC13	13.0		10	10	1.5W	A10
1ZC15	15.0		10	16	1.5W	A10
1ZC16	16.0		10	20	1.5W	A10
1ZC18	18.0		10	30	1.5W	A10
1ZC20	20.0		10	35	1.5W	A10
1ZC22	22.0		10	40	1.5W	A10
1ZC24	24.0		10	45	1.5W	A10

Continued

Silicon Reference Diodes

Type	Nominal Zener Voltage (V)	Tolerance ±%	Max. Zener Current (mA)	Max. Dynamic Resistance (Ω)	Max. Dissipation (mW)	Connections
------	---------------------------	--------------	-------------------------	-----------------------------	-----------------------	-------------

INTERNATIONAL RECTIFIER Co. (Continued)

Current Types (Continued)

1ZC27	27.0	}	10	55	1.5W	A10	
1ZC30	30.0		10	55	1.5W	A10	
1ZC33	33.0		10	55	1.5W	A10	
1Z3.3	3.3		60	14	1.5W	A10	
1Z3.6	3.6		60	13	1.5W	A10	
1Z3.9	3.9		50	12	1.5W	A10	
1Z4.3	4.3		50	12	1.5W	A10	
1Z4.7	4.7		40	11	1.5W	A10	
1Z5.1	5.1		40	11	1.5W	A10	
1Z5.6	5.6		35	10	1.5W	A10	
1Z6.2	6.2		35	9	1.5W	A10	
1Z6.8	6.8		30	6	1.5W	A10	
1Z7.5	7.5		30	5	1.5W	A10	
1Z8.2	8.2		25	5	1.5W	A10	
1Z9.1	9.1		25	5	1.5W	A10	
1Z10	10.0		20	6	1.5W	A10	
1Z11	11.0		20	7	1.5W	A10	
1Z12	12.0		15	8	1.5W	A10	
1Z13	13.0		15	13	1.5W	A10	
1Z15	15.0		13	16	1.5W	A10	
1Z16	16.0		13	25	1.5W	A10	
1Z18	18.0		10	35	1.5W	A10	
1Z20	20.0		10	40	1.5W	A10	
1Z22	22.0		9	50	1.5W	A10	
1Z24	24.0		9	55	1.5W	A10	
1Z27	27.0		7	70	1.5W	A10	
1Z30	30.0		7	80	1.5W	A10	
1Z33	33.0		T10 = 10% T5 = 5%	6	90	1.5W	A10
3Z3.3	3.3		}	600	2	10W	S2
3Z3.6	3.6			500	1.5	10W	S2
3Z3.9	3.9			500	1.5	10W	S2
3Z4.3	4.3			500	1.5	10W	S2
3Z4.7	4.7			400	1.4	10W	S2
3Z5.1	5.1	400		1.3	10W	S2	
3Z5.6	5.6	350		1.2	10W	S2	
3Z6.2	6.2	350		0.8	10W	S2	
3Z6.8	6.8	300		0.5	10W	S2	
3Z7.5	7.5	300		0.5	10W	S2	
3Z8.2	8.2	250		0.8	10W	S2	
3Z9.1	9.1	250		1.2	10W	S2	
3Z10	10.0	200		1.8	10W	S2	
3Z11	11.0	200		2	10W	S2	
3Z12	12.0	170		2.4	10W	S2	
3Z13	13.0	170		3	10W	S2	
3Z15	15.0	140		3.5	10W	S2	
3Z16	16.0	140		4	10W	S2	
3Z18	18.0	110		5	10W	S2	
3Z20	20.0	110		6	10W	S2	
3Z22	22.0	90		7.5	10W	S2	
3Z24	24.0	90		9	10W	S2	
3Z27	27.0	70		14	10W	S2	
3Z30	30.0	70		20	10W	S2	
3Z33	33.0	65		25	10W	S2	
5ZS3.3	3.3	}		380	3	5W	A1
5ZS3.6	3.6			350	2.5	5W	A1
5ZS3.9	3.9			Type number 320	2	5W	A1
5ZS4.3	4.3			suffix: 290	2	5W	A1
5ZS4.7	4.7			A = 10 %	2	5W	A1
5ZS5.1	5.1			B = 5%	1.5	5W	A1
5ZS5.6	5.6				1	5W	A1
5ZS6.0	6.0				200	1	5W

Continued

Silicon Reference Diodes

Type	Nominal Zener Voltage (V)	Tolerance ±%	Max. Zener Current (mA)	Max. Dynamic Resistance (Ω)	Max. Dissipation (mW)	Connections
------	---------------------------	--------------	-------------------------	-----------------------------	-----------------------	-------------

INTERNATIONAL RECTIFIER Co. (Continued)

Current Types (Continued)

5ZS6.2	6.2	Type number suffix: A = 10% B = 5%	200	1	5W	A1
5ZS6.8	6.8		175	1	5W	A1
5ZS7.5	7.5		175	1.5	5W	A1
5ZS8.2	8.2		150	1.5	5W	A1
5ZS8.7	8.7		150	2	5W	A1
5ZS9.1	9.1		150	2	5W	A1
5ZS10	10.0		125	2	5W	A1
5ZS11	11.0		125	2.5	5W	A1
5ZS12	12.0		100	2.5	5W	A1
5ZS13	13.0		100	2.5	5W	A1
5ZS14	14.0		100	2.5	5W	A1
5ZS15	15.0		75	2.5	5W	A1
5ZS16	16.0		75	2.5	5W	A1
5ZS17	17.0		70	2.5	5W	A1
5ZS18	18.0		65	2.5	5W	A1
5ZS19	19.0		65	3	5W	A1
5ZS20	20.0		65	3	5W	A1
5ZS22	22.0		50	3.5	5W	A1
5ZS24	24.0		50	3.5	5W	A1
5ZS25	25.0		50	4	5W	A1
5ZS27	27.0		50	5	5W	A1
5ZS28	28.0		50	6	5W	A1
5ZS30	30.0		40	8	5W	A1
5ZS33	33.0		40	10	5W	A1
5ZS36	36.0		30	11	5W	A1
5ZS39	39.0		30	14	5W	A1
5ZS43	43.0		30	20	5W	A1
5ZS47	47.0		25	25	5W	A1
5ZS51	51.0		25	27	5W	A1
5ZS56	56.0		20	35	5W	A1
5ZS60	60.0		20	40	5W	A1
5ZS62	62.0		20	42	5W	A1
5ZS68	68.0		20	44	5W	A1
5ZS75	75.0	20	45	5W	A1	
5ZS82	82.0	15	65	5W	A1	
5ZS87	87.0	15	75	5W	A1	
5ZS91	91.0	15	75	5W	A1	
5ZS100	100	12	90	5W	A1	
10Z3.3	3.3	Type number suffix: T10 = 10% T5 = 5%	600	2	10W	S2
10Z3.6	3.6		500	1.5	10W	S2
10Z3.9	3.9		500	1.5	10W	S2
10Z4.3	4.3		500	1.5	10W	S2
10Z4.7	4.7		400	1.4	10W	S2
10Z5.1	5.1		400	1.3	10W	S2
10Z5.6	5.6		350	1.2	10W	S2
10Z6.2	6.2		350	0.8	10W	S2
10Z6.8	6.8		300	0.5	10W	S2
10Z7.5	7.5		300	0.5	10W	S2
10Z8.2	8.2		250	0.8	10W	S2
10Z9.1	9.1		250	1.2	10W	S2
10Z10	10.0		200	1.8	10W	S2
10Z11	11.0		200	2	10W	S2
10Z12	12.0		170	2.4	10W	S2
10Z13	13.0		170	3	10W	S2
10Z15	15.0		140	3.5	10W	S2
10Z16	16.0		140	4	10W	S2
10Z18	18.0	110	5	10W	S2	
10Z20	20.0	110	6	10W	S2	
10Z22	22.0	90	7.5	10W	S2	

Continued

Silicon Reference Diodes

Type	Nominal Zener Voltage (V)	Tolerance ±%	Max. Zener Current (mA)	Max. Dynamic Resistance (Ω)	Max. Dissipation (mW)	Connections
------	---------------------------	--------------	-------------------------	-----------------------------	-----------------------	-------------

INTERNATIONAL RECTIFIER Co. (Continued)

Current Types (Continued)

10Z24	24.0	} Type number suffix: T10 = 10% T5 = 5%	90	9	10W	S2
10Z27	27.0		70	14	10W	S2
10Z30	30.0		70	20	10W	S2
10Z33	33.0		65	25	10W	S2

\* S2 connections have suffix 'R' added to type number.

L.T.T.

Current Types

Z2A33BF/CF*	3.3	10	270	39	1W	A14
Z2A36BF/CF*	3.6	10	250	37	1W	A14
Z2A39BF/CF*	3.9	10	220	35	1W	A14
Z2A43BF/CF*	4.3	10	200	33	1W	A14
Z2A47BF/CF*	4.7	10	190	31	1W	A14
Z2A51BF/CF*	5.1	10	176	28	1W	A14
Z2A56BF/CF*	5.6	10	160	25	1W	A14
Z2A62BF/CF*	6.2	10	130	18	1W	A14
Z2A68BF/CF*	6.8	10	130	18	1W	A14
Z2A75BF/CF*	7.5	10	120	19	1W	A14
Z2A82BF/CF*	8.2	10	110	22	1W	A14
Z2A91BF/CF*	9.1	10	95	27	1W	A14
Z2A100BF/CF*	10.0	10	90	31	1W	A14
Z2A110BF/CF*	11.0	10	80	36	1W	A14
Z2A120BF/CF*	12.0	10	75	40	1W	A14
Z2A130BF/CF*	13.0	10	65	50	1W	A14
Z2A150BF/CF*	15.0	10	60	54	1W	A14
Z3B33BF/CF*	3.3	10	20	33	1.5W	A3
Z3B36BF/CF*	3.6	10	20	30	1.5W	A3
Z3B39BF/CF*	3.9	10	20	25	1.5W	A3
Z3B43BF/CF*	4.3	10	20	22	1.5W	A3
Z3B47BF/CF*	4.7	10	20	19	1.5W	A3
Z3B51BF/CF*	5.1	10	20	18	1.5W	A3
Z3B56BF/CF*	5.6	10	20	18	1.5W	A3
Z3B62BF/CF*	6.2	10	20	14	1.5W	A3
Z3B68BF/CF*	6.8	10	20	7	1.5W	A3
Z3B75BF/CF*	7.5	10	20	4	1.5W	A3
Z3B82BF/CF*	8.2	10	20	4	1.5W	A3
Z3B91BF/CF*	9.1	10	20	5	1.5W	A3
Z3B100BF/CF*	10.0	10	20	6	1.5W	A3
Z3B110BF/CF*	11.0	10	20	8	1.5W	A3
Z3B120BF/CF*	12.0	10	20	10	1.5W	A3
Z3B130BF/CF*	13.0	10	20	11	1.5W	A3
Z3B150BF/CF*	15.0	10	20	12	1.5W	A3
Z3B160BF/CF*	16.0	10	20	13	1.5W	A3
Z3B180BF/CF*	18.0	10	20	14	1.5W	A3
Z3B200BF/CF*	20.0	10	20	15	1.5W	A3
Z3B220BF/CF*	22.0	10	20	16	1.5W	A3
Z3B240BF/CF*	24.0	10	20	19	1.5W	A3
Z3B270BF/CF*	27.0	10	20	23	1.5W	A3
Z3B300BF/CF*	30.0	10	20	28	1.5W	A3
Z3B330BF/CF*	33.0	10	20	33	1.5W	A3
Z3B360BF/CF*	36.0	10	20	38	1.5W	A3
Z3B390BF/CF*	39.0	10	20	44	1.5W	A3
Z3B430BF/CF*	43.0	10	20	51	1.5W	A3
Z3B470BF/CF*	47.0	10	20	59	1.5W	A3
Z3B510BF/CF*	51.0	10	20	70	1.5W	A3
Z3B560BF/CF*	56.0	10	10	82	1.5W	A3
Z3B620BF/CF*	62.0	10	10	95	1.5W	A3
Z3B680BF/CF*	68.0	10	10	110	1.5W	A3



## Silicon Reference Diodes

Type	Nominal Zener Voltage (V)	Tolerance ±%	Max. Zener Current (mA)	Max. Dynamic Resistance (Ω)	Max. Dissipation (mW)	Connections
<b>L.T.T. (Continued)</b>						
<i>Current Types (Continued)</i>						
Z3B750BF/CF*	75.0	10	10	125	1.5W	A3
Z3B820BF/CF*	82.0	10	10	145	1.5W	A3
Z3B910BF/CF*	91.0	10	10	180	1.5W	A3
Z3B1000BF/CF*	100	10	10	250	1.5W	A3
Z5D82BF/CF*	8.2	10	—	2.5	10W	S2
Z5D91BF/CF*	9.1	10	—	5	10W	S2
Z5D100BF/CF*	10.0	10	—	5	10W	S2
Z5D110BF/CF*	11.0	10	—	5	10W	S2
Z5D120BF/CF*	12.0	10	—	5	10W	S2
Z5D130BF/CF*	13.0	10	—	5	10W	S2
Z5D150BF/CF*	15.0	10	—	5	10W	S2
Z5D160BF/CF*	16.0	10	—	5	10W	S2
Z5D180BF/CF*	18.0	10	—	5	10W	S2
Z5D200BF/CF*	20.0	10	—	5	10W	S2
Z5D220BF/CF*	22.0	10	—	5	10W	S2
Z5D240BF/CF*	24.0	10	—	5	10W	S2
Z5D270BF/CF*	27.0	10	—	8	10W	S2
Z5D300BF/CF*	30.0	10	—	8	10W	S2
Z5D330BF/CF*	33.0	10	—	8	10W	S2
Z5D360BF/CF*	36.0	10	—	8	10W	S2
Z5D390BF/CF*	39.0	10	—	10	10W	S2
Z5D430BF/CF*	43.0	10	—	10	10W	S2
Z5D470BF/CF*	47.0	10	—	10	10W	S2
Z5D510BF/CF*	51.0	10	—	10	10W	S2
Z5D560BF/CF*	56.0	10	—	15	10W	S2
Z5D620BF/CF*	62.0	10	—	15	10W	S2
Z5D680BF/CF*	68.0	10	—	30	10W	S2
Z5D750BF/CF*	75.0	10	—	30	10W	S2
Z5D820BF/CF*	82.0	10	—	40	10W	S2
Z5D910BF/CF*	91.0	10	—	40	10W	S2
Z5D1000BF/CF*	100	10	—	50	10W	S2
ZD3.9	3.9	5	240	3.8	1.1W	A9
ZD4.3	4.3	5	210	3.8	1.1W	A9
ZD4.7	4.7	5	180	3.8	1.1W	A9
ZD5.1	5.1	5	170	2	1.1W	A9
ZD5.6	5.6	5	160	1	1.1W	A9
ZD6.2	6.2	5	145	1	1.1W	A9
ZD6.8	6.8	5	130	1	1.1W	A9
ZD7.5	7.5	5	120	1	1.1W	A9
ZD8.2	8.2	5	110	1	1.1W	A9
ZD9.1	9.1	5	100	2	1.1W	A9
ZD10	10.0	5	90	2	1.1W	A9
ZD11	11.0	5	82	4	1.1W	A9
ZD12	12.0	5	75	4	1.1W	A9
ZD13	13.0	5	67	5	1.1W	A9
ZD15	15.0	5	60	5	1.1W	A9
ZD16	16.0	5	56	6	1.1W	A9
ZD18	18.0	5	53	6	1.1W	A9
ZD20	20.0	5	48	6	1.1W	A9
ZD22	22.0	5	44	6	1.1W	A9
ZD24	24.0	5	40	7	1.1W	A9
ZD27	27.0	5	35	7	1.1W	A9
ZD30	30.0	5	31	8	1.1W	A9
ZD33	33.0	5	28	8	1.1W	A9
ZD36	36.0	5	26	21	1.1W	A9
ZD39	39.0	5	24	21	1.1W	A9
ZD43	43.0	5	22	24	1.1W	A9
ZD47	47.0	5	20	24	1.1W	A9
ZD51	51.0	5	18	25	1.1W	A9
ZD56	56.0	5	16, 5	25	1.1W	A9
ZD62	62.0	5	14	25	1.1W	A9

Continued

Silicon Reference Diodes

Type	Nominal Zener Voltage (V)	Tolerance %	Max. Zener Current (mA)	Max. Dynamic Resistance ( $\Omega$ )	Max. Dissipation (mW)	Connections
------	---------------------------	-------------	-------------------------	--------------------------------------	-----------------------	-------------

LT.T. (Continued)

Current Types (Continued)

ZD68	68.0	5	13	25	1.1W	A9
ZD75	75.0	5	12	30	1.1W	A9
ZD82	82.0	5	11	30	1.1W	A9
ZD91	91.0	5	10	60	1.1W	A9
ZD100	100	5	9	60	1.1W	A9
ZD110	110	5	8.2	80	1.1W	A9
ZD120	120	5	7.5	80	1.1W	A9
ZD130	130	5	6.7	110	1.1W	A9
ZD150	150	5	6	110	1.1W	A9
ZD160	160	5	5.6	150	1.1W	A9
ZD180	180	5	5.3	150	1.1W	A9
ZD200	200	5	4.8	150	1.1W	A9
ZF2.7	2.7	5	99	70	400	A1
ZF3	3.0	5	86	70	400	A1
ZF3.3	3.3	5	77	70	400	A1
ZF3.6	3.6	5	71	70	400	A1
ZF3.9	3.9	5	65	70	400	A1
ZF4.3	4.3	5	58	50	400	A1
ZF4.7	4.7	5	55	40	400	A1
ZF5.1	5.1	5	52	30	400	A1
ZF5.6	5.6	5	49	10	400	A1
ZF6.2	6.2	5	45	4.8	400	A1
ZF6.8	6.8	5	41	4.5	400	A1
ZF7.5	7.5	5	37	4	400	A1
ZF8.2	8.2	5	33	4.5	400	A1
ZF9.1	9.1	5	30	4.8	400	A1
ZF10	10.0	5	28	5.2	400	A1
ZF11	11.0	5	25	6	400	A1
ZF12	12.0	5	22.5	7	400	A1
ZF13	13.0	5	20.5	9	400	A1
ZF15	15.0	5	19	11	400	A1
ZF16	16.0	5	17	13	400	A1
ZF18	18.0	5	15	18	400	A1
ZF20	20.0	5	14	20	400	A1
ZF22	22.0	5	12.5	25	400	A1
ZF24	24.0	5	11	28	400	A1
ZF27	27.0	5	10	30	400	A1
ZF30	30.0	5	9	35	400	A1
ZF33	33.0	5	8	40	400	A1
ZF2.7P	2.7	5	160	75	500	A1
ZF3P	3.0	5	140	80	500	A1
ZF3.3P	3.3	5	130	80	500	A1
ZF3.6P	3.6	5	120	80	500	A1
ZF3.9P	3.9	5	110	80	500	A1
ZF4.3P	4.3	5	100	80	500	A1
ZF4.7P	4.7	5	90	70	500	A1
ZF5.1P	5.1	5	80	30	500	A1
ZF5.6P	5.6	5	70	10	500	A1
ZF6.2P	6.2	5	64	4.8	500	A1
ZF6.8P	6.8	5	58	4.5	500	A1
ZF7.5P	7.5	5	53	4	500	A1
ZF8.2P	8.2	5	47	4.5	500	A1
ZF9.1P	9.1	5	43	4.8	500	A1
ZF10P	10.0	5	40	5.2	500	A1
ZF11P	11.0	5	36	6	500	A1
ZF12P	12.0	5	32	7	500	A1
ZF13P	13.0	5	29	9	500	A1
ZF15P	15.0	5	27	11	500	A1
ZF16P	16.0	5	24	13	500	A1
ZF18P	18.0	5	21	18	500	A1
ZF20P	20.0	5	20	20	500	A1

Continued

## Silicon Reference Diodes

Type	Nominal Zener Voltage (V)	Tolerance ±%	Max. Zener Current (mA)	Max. Dynamic Resistance (Ω)	Max. Dissipation (mW)	Connections
<b>I.T.T. (Continued)</b>						
<b>Current Types (Continued)</b>						
ZF22P	22.0	5	18	25	500	A1
ZF24P	24.0	5	16	28	500	A1
ZF27P	27.0	5	14	30	500	A1
ZF30P	30.0	5	13	35	500	A1
ZF33P	33.0	5	12	40	500	A1
ZPU100	100	10	10	140	1.37W	A1
ZPU120	120	10	8.5	170	1.37W	A1
ZPU150	150	10	7	200	1.37W	A1
ZPU180	180	10	5.5	220	1.37W	A1
ZPU220	220	10	5	240	1.37W	A1
ZPY3.9	3.9	5	290	4	1.37W	A1
ZPY4.3	4.3	5	260	4	1.37W	A1
ZPY4.7	4.7	5	235	4	1.37W	A1
ZPY5.1	5.1	5	215	2	1.37W	A1
ZPY5.6	5.6	5	193	1	1.37W	A1
ZPY6.2	6.2	5	183	1	1.37W	A1
ZPY6.8	6.8	5	157	1	1.37W	A1
ZPY7.5	7.5	5	143	1	1.37W	A1
ZPY8.2	8.2	5	127	1	1.37W	A1
ZPY9.1	9.1	5	117	2	1.37W	A1
ZPY10	10.0	5	105	2	1.37W	A1
ZPY11	11.0	5	94	3	1.37W	A1
ZPY12	12.0	5	85	3	1.37W	A1
ZPY13	13.0	5	78	4	1.37W	A1
ZPY15	15.0	5	70	4	1.37W	A1
ZPY16	16.0	5	63	5	1.37W	A1
ZPY18	18.0	5	57	5	1.37W	A1
ZPY20	20.0	5	52	6	1.37W	A1
ZPY22	22.0	5	48	7	1.37W	A1
ZPY24	24.0	5	42	8	1.37W	A1
ZPY27	27.0	5	38	9	1.37W	A1
ZPY30	30.0	5	35	10	1.37W	A1
ZPY33	33.0	5	31	11	1.37W	A1
ZPY36	36.0	5	29	25	1.37W	A1
ZPY39	39.0	5	26	30	1.37W	A1
ZPY43	43.0	5	24	35	1.37W	A1
ZPY47	47.0	5	22	40	1.37W	A1
ZPY51	51.0	5	20	45	1.37W	A1
ZPY56	56.0	5	18	50	1.37W	A1
ZPY62	62.0	5	16	60	1.37W	A1
ZPY68	68.0	5	14	65	1.37W	A1
ZPY75	75.0	5	13	70	1.37W	A1
ZPY82	82.0	5	12	80	1.37W	A1
ZPY91	91.0	5	11	120	1.37W	A1
ZPY100	100	5	10	130	1.37W	A1
ZW2.7	2.7	5	180	70	600	A1
ZW3	3.0	5	155	70	600	A1
ZW3.3	3.3	5	140	70	600	A1
ZW3.6	3.6	5	130	70	600	A1
ZW3.9	3.9	5	120	70	600	A1
ZW4.3	4.3	5	105	50	600	A1
ZW4.7	4.7	5	100	40	600	A1
ZW5.1	5.1	5	95	30	600	A1
ZW5.6	5.6	5	90	10	600	A1
ZW6.2	6.2	5	83	4.8	600	A1
ZW6.8	6.8	5	75	4.5	600	A1
ZW7.5	7.5	5	67	4	600	A1
ZW8.2	8.2	5	60	4.5	600	A1
ZW9.1	9.1	5	54	4.8	600	A1
ZW10	10.0	5	50	5.2	600	A1
ZW11	11.0	5	45	6	600	A1

Continued

Silicon Reference Diodes

Type	Nominal Zener Voltage (V)	Tolerance %	Max. Zener Current (mA)	Max. Dynamic Resistance ( $\Omega$ )	Max. Dissipation (mW)	Connections
------	---------------------------	-------------	-------------------------	--------------------------------------	-----------------------	-------------

L.T.T. (Continued)

Current Types (Continued)

ZW12	12.0	5	40	7	600	A1
ZW13	13.0	5	36	9	600	A1
ZW15	15.0	5	34	11	600	A1
ZW16	16.0	5	30	13	600	A1
ZW18	18.0	5	27	18	600	A1
ZW20	20.0	5	25	20	600	A1
ZW22	22.0	5	22	25	600	A1
ZW24	24.0	5	20	28	600	A1
ZW27	27.0	5	17	30	600	A1
ZW30	30.0	5	16	35	600	A1
ZW33	33.0	5	14	40	600	A1
ZX3.9	3.9	5	280	3.8	1.3W	S7
ZX4.3	4.3	5	240	3.8	1.3W	S7
ZX4.7	4.7	5	210	3.8	1.3W	S7
ZX5.1	5.1	5	190	2	1.3W	S7
ZX5.6	5.6	5	180	1	1.3W	S7
ZX6.2	6.2	5	160	1	1.3W	S7
ZX6.8	6.8	5	150	1	1.3W	S7
ZX7.5	7.5	5	140	1	1.3W	S7
ZX8.2	8.2	5	130	1	1.3W	S7
ZX9.1	9.1	5	117	2	1.3W	S7
ZX10	10.0	5	105	2	1.3W	S7
ZX11	11.0	5	95	4	1.3W	S7
ZX12	12.0	5	86	4	1.3W	S7
ZX13	13.0	5	78	5	1.3W	S7
ZX15	15.0	5	71	5	1.3W	S7
ZX16	16.0	5	65	6	1.3W	S7
ZX18	18.0	5	60	6	1.3W	S7
ZX20	20.0	5	55	6	1.3W	S7
ZX22	22.0	5	50	6	1.3W	S7
ZX24	24.0	5	45	7	1.3W	S7
ZX27	27.0	5	40	7	1.3W	S7
ZX30	30.0	5	30	8	1.3W	S7
ZX33	33.0	5	33	8	1.3W	S7
ZX36	36.0	5	30	21	1.3W	S7
ZX39	39.0	5	28	21	1.3W	S7
ZX43	43.0	5	25	24	1.3W	S7
ZX47	47.0	5	22	24	1.3W	S7
ZX51	51.0	5	20	25	1.3W	S7
ZX56	56.0	5	18.5	25	1.3W	S7
ZX62	62.0	5	17	25	1.3W	S7
ZX68	68.0	5	15.5	25	1.3W	S7
ZX75	75.0	5	14	30	1.3W	S7
ZX82	82.0	5	12.5	30	1.3W	S7
ZX91	91.0	5	11.5	60	1.3W	S7
ZX100	100	5	10.5	60	1.3W	S7
ZX110	110	5	9.5	80	1.3W	S7
ZX120	120	5	8.6	80	1.3W	S7
ZX130	130	5	7.8	110	1.3W	S7
ZX150	150	5	7	110	1.3W	S7
ZX160	160	5	6.3	150	1.3W	S7
ZX180	180	5	5.7	150	1.3W	S7
ZX200	200	5	5.2	150	1.3W	S7
ZY3.9	3.9	5	240	3.8	1.1W	A1
ZY4.3	4.3	5	210	3.8	1.1W	A1
ZY4.7	4.7	5	180	3.8	1.1W	A1
ZY5.1	5.1	5	170	2	1.1W	A1
ZY5.6	5.6	5	160	1	1.1W	A1
ZY6.2	6.2	5	145	1	1.1W	A1
ZY6.8	6.8	5	130	1	1.1W	A1
ZY7.5	7.5	5	120	1	1.1W	A1

Continued

## Silicon Reference Diodes

Type	Nominal Zener Voltage (V)	Tolerance ±%	Max. Zener Current (mA)	Max. Dynamic Resistance (Ω)	Max. Dissipation (mW)	Connections
------	---------------------------	--------------	-------------------------	-----------------------------	-----------------------	-------------

## I.T.T. (Continued)

## Current Types (Continued)

ZY8.2	8.2	5	110	1	1.1W	A1
ZY9.1	9.1	5	100	2	1.1W	A1
ZY10	10.0	5	90	2	1.1W	A1
ZY11	11.0	5	82	4	1.1W	A1
ZY12	12.0	5	75	4	1.1W	A1
ZY13	13.0	5	67	5	1.1W	A1
ZY15	15.0	5	60	5	1.1W	A1
ZY16	16.0	5	56	6	1.1W	A1
ZY18	18.0	5	53	6	1.1W	A1
ZY20	20.0	5	48	6	1.1W	A1
ZY22	22.0	5	44	6	1.1W	A1
ZY24	24.0	5	40	7	1.1W	A1
ZY27	27.0	5	35	7	1.1W	A1
ZY30	30.0	5	31	8	1.1W	A1
ZY33	33.0	5	28	8	1.1W	A1
ZY36	36.0	5	26	21	1.1W	A1
ZY39	39.0	5	24	21	1.1W	A1
ZY43	43.0	5	22	24	1.1W	A1
ZY47	47.0	5	20	24	1.1W	A1
ZY51	51.0	5	18	25	1.1W	A1
ZY56	56.0	5	16.5	25	1.1W	A1
ZY62	62.0	5	14	25	1.1W	A1
ZY68	68.0	5	13	25	1.1W	A1
ZY75	75.0	5	12	30	1.1W	A1
ZY82	82.0	5	11	30	1.1W	A1
ZY91	91.0	5	10	60	1.1W	A1
ZY100	100	5	9	60	1.1W	A1
ZY110	110	5	8.2	80	1.1W	A1
ZY120	120	5	7.5	80	1.1W	A1
ZY130	130	5	6.7	110	1.1W	A1
ZY150	150	5	6	110	1.1W	A1
ZY160	160	5	5.6	150	1.1W	A1
ZY180	180	5	5.3	150	1.1W	A1
ZY200	200	5	4.8	150	1.1W	A1

\* Type numbers having suffix BF = 10% tolerance  
CF = 5% tolerance

## JOSEPH LUCAS (ELECTRICAL) Ltd.

## Current Types

ZC708	8.2	5	2	0.09	100W	S2
ZC709	9.1	5	2	0.1	100W	S2
ZC710	10.1	5	2	0.1	100W	S2
ZC711	11.0	5	2	0.11	100W	S2
ZC712	12.0	5	2	0.12	100W	S2
ZC713	13.0	5	2	0.13	100W	S2
ZC715	15.0	5	2	0.15	100W	S2
ZC716	16.0	5	2	0.16	100W	S2
ZC718	18.0	5	2	0.18	100W	S2
ZC720	20.0	5	2	0.35	100W	S2
ZC722	22.0	5	2	0.38	100W	S2
ZC724	24.0	5	2	0.4	100W	S2
ZC727	27.0	5	2	0.45	100W	S2
ZC730	30.0	5	2	0.5	100W	S2
ZC733	33.0	5	2	0.55	100W	S2
ZC736	36.0	5	2	0.6	100W	S2
ZC739	39.0	5	0.5	1	100W	S2
ZC743	43.0	5	0.5	1.1	100W	S2
ZC747	47.0	5	0.5	1.2	100W	S2

## Silicon Reference Diodes

Type	Nominal Zener Voltage (V)	Tolerance ±%	Max. Zener Current (mA)	Max. Dynamic Resistance (Ω)	Max. Dissipation (mW)	Connections
------	---------------------------	--------------	-------------------------	-----------------------------	-----------------------	-------------

## JOSEPH LUCAS (ELECTRICAL) Ltd. (Continued)

## Current Types (Continued)

ZC751	51.0	5	0.5	1.4	100W	S2
ZC756	56.0	5	0.5	1.5	100W	S2
ZC762	62.0	5	0.5	1.7	100W	S2
ZC768	68.0	5	0.5	1.8	100W	S2
ZC775	75.0	5	0.5	2	100W	S2
ZC782	82.0	5	0.25	5.6	100W	S2
ZC791	91.0	5	0.25	6	100W	S2
ZC799	100	5	0.25	7	100W	S2
ZC5008	8.2	5	0.2	2.5	10W	A1
ZC5009	9.1	5	0.2	2.5	10W	A1
ZC5010	10.0	5	0.2	2.5	10W	A1
ZC5011	11.0	5	0.2	2.5	10W	A1
ZC5012	12.0	5	0.2	2.5	10W	A1
ZC5013	12.3	5	0.2	2.5	10W	A1
ZC5015	15.0	5	0.1	5	10W	A1
ZC5016	16.0	5	0.1	5	10W	A1
ZC5018	18.0	5	0.1	5	10W	A1
ZC5020	20.0	5	0.1	5	10W	A1
ZC5022	22.0	5	0.1	5	10W	A1
ZC5024	24.0	5	0.1	5	10W	A1
ZC5027	27.0	5	0.1	5	10W	A1
ZC5030	30.0	5	0.1	8	10W	A1
ZC5033	33.0	5	0.05	8	10W	A1
ZC5036	36.0	5	0.05	8	10W	A1
ZC5039	39.0	5	0.05	8	10W	A1
ZC5043	43.0	5	0.05	10	10W	A1
ZC5047	47.0	5	0.05	10	10W	A1
ZC5051	51.0	5	0.05	10	10W	A1
ZC5056	56.0	5	0.05	10	10W	A1
ZC5062	62.0	5	0.05	15	10W	A1
ZC5068	68.0	5	0.02	50	10W	A1
ZC5075	75.0	5	0.02	50	10W	A1
ZC5082	82.0	5	0.02	50	10W	A1
ZC5091	91.0	5	0.02	60	10W	A1
ZC5099	100	5	0.02	60	10W	A1
ZC5108	8.2	5	0.2	2.5	20W	A1
ZC5109	9.1	5	0.2	2.5	20W	A1
ZC5110	10.0	5	0.2	2.5	20W	A1
ZC5111	11.0	5	0.2	2.5	20W	A1
ZC5112	12.0	5	0.2	2.5	20W	A1
ZC5113	13.0	5	0.2	2.5	20W	A1
ZC5115	15.0	5	0.1	5	20W	A1
ZC5116	16.0	5	0.1	5	20W	A1
ZC5118	18.0	5	0.1	5	20W	A1
ZC5120	20.0	5	0.1	5	20W	A1
ZC5122	22.0	5	0.1	5	20W	A1
ZC5124	24.0	5	0.1	5	20W	A1
ZC5127	27.0	5	0.1	5	20W	A1
ZC5130	30.0	5	0.1	8	20W	A1
ZC5133	33.0	5	0.05	8	20W	A1
ZC5136	36.0	5	0.05	8	20W	A1
ZC5139	39.0	5	0.05	8	20W	A1
ZC5143	43.0	5	0.05	10	20W	A1
ZC5147	47.0	5	0.05	10	20W	A1
ZC5151	51.0	5	0.05	10	20W	A1
ZC5156	56.0	5	0.05	10	20W	A1
ZC5162	62.0	5	0.05	15	20W	A1
ZC5168	68.0	5	0.02	50	20W	A1
ZC5175	75.0	5	0.02	50	20W	A1
ZC5182	82.0	5	0.02	50	20W	A1

Continued

## Silicon Reference Diodes

Type	Nominal Zener Voltage (V)	Tolerance ±%	Max. Zener Current (mA)	Max. Dynamic Resistance (Ω)	Max. Dissipation (mW)	Connections
------	---------------------------	--------------	-------------------------	-----------------------------	-----------------------	-------------

## JOSEPH LUCAS (ELECTRICAL) Ltd. (Continued)

## Current Types (Continued)

ZC5191	91.0	5	0.02	60	20W	A1
ZC5199	100	5	0.02	60	20W	A1

## MULLARD

## Replacement Types

OAZ222	5.6	5	7A	—	10W	S2
OAZ223	6.2	5	7A	—	10W	S2
OAZ224	6.8	5	7A	—	10W	S2
OAZ225	7.5	5	7A	—	10W	S2
OAZ226	8.2	5	7A	—	10W	S2
OAZ227	9.1	5	7A	—	10W	S2
OAZ228	10.0	5	7A	—	10W	S2
OAZ229	11.0	5	7A	—	10W	S2
OAZ230	12.0	5	7A	—	10W	S2
OAZ231	13.0	5	7A	—	10W	S2
OAZ232	15.0	5	7A	—	10W	S2
OAZ233	16.0	5	7A	—	10W	S2
OAZ234	18.0	5	7A	—	10W	S2
OAZ235	20.0	5	7A	—	10W	S2
OAZ236	22.0	5	7A	—	10W	S2
OAZ237	24.0	5	7A	—	10W	S2
OAZ240	4.7	5	25	—	245	A1
OAZ241	5.1	5	25	—	245	A1
OAZ242	5.6	5	25	—	245	A1
OAZ243	6.2	5	25	—	245	A1
OAZ244	6.8	5	25	—	245	A1
OAZ245	7.5	5	25	—	245	A1
OAZ246	8.2	5	25	—	245	A1
OAZ247	9.1	5	25	—	245	A1
1N748A	3.9	5	250	—	400	A1
1N749A	4.3	5	250	—	400	A1
1N750A	4.7	5	250	—	400	A1
1N751A	5.1	5	250	—	400	A1
1N752A	5.6	5	250	—	400	A1
1N753A	6.2	5	250	—	400	A1
1N754A	6.8	5	250	—	400	A1
1N755A	7.5	5	250	—	400	A1
1N756A	8.2	5	250	—	400	A1
1N757A	9.1	5	250	—	400	A1
1N758A	10.0	5	250	—	400	A1
1N759A	12.0	5	250	—	400	A1

## Current Types

BZV10 to 14	6.5	5	50	50	400	A1
BZV15 series*	10 to 75	5	—	—	15W	Polarity marked
BZX61 series*	6.8 to 75	5	3A	—	1.3W	A1
BZX70 series*	10 to 75	5	5A	—	2.5W	A1
BZX79 series*	4.7 to 75	5	—	—	400	A1
BZX84 series*	4.7 to 12	5	—	—	200	A1
BZX90 to 94	6.5	5	50	15	400	A1
BZY78	5.3	5	25	20	280	A2
BZY88 series*	5.3 to 9.1	5	250	—	400	A1
BZY91 series*	7.5 to 75	5	100A	—	75W	S2
BZY93 series*	6.8 to 75	5	20A	—	20W	S2
BZY95 series*	10 to 75	5	5A	—	1.5W	A3
BZY96 series*	4.7 to 10	5	3.5A	—	1.5W	A3
1N821	6.2	5	50	15	400	A1
1N823	6.2	5	50	15	400	A1

Silicon Reference Diodes

Type	Nominal Zener Voltage (V)	Tolerance $\pm\%$	Max. Zener Current (mA)	Max. Dynamic Resistance ( $\Omega$ )	Max. Dissipation (mW)	Connections
------	---------------------------	-------------------	-------------------------	--------------------------------------	-----------------------	-------------

MULLARD (Continued)

Current Types (Continued)

1N825	6.2	5	50	15	400	A1
1N827	6.2	5	50	15	400	A1
1N829	6.2	5	50	15	400	A1

\* Each series comprises several different types, the basic number being suffixed, after the hyphen, by a group of figures indicating the Nominal Zener Voltage for each

SEMITRON

Current Types

ZOB series*	0.7 to 33	5*	5	10	1W	A1
Z1B series*	2.4 to 33	5*	100 to 8	10	300	88
Z2B series*	3.0 to 400	5*	650 to 5	—	2, 5W	A3
Z3B series*†	3.0 to 200	5*	50	—	10W	S2†
Z4B series*	3.0 to 200	5*	312 to 5	—	1W	A1
Z5B series*	3.0 to 33	5*	102 to 9	—	400	A1
Z6B series*	3.6 to 200	5*	5 to 0.25	—	75W	S2
Z7B series*†	3.0 to 400	5*	3A to 50mA	—	25W	S2†
ZS7	6.5	5	5	15	—	C2
ZSA7	6.5	5	5	15	—	A1
ZS9	8.4	5	5	20	—	C2
ZS11	11 or 11.4	1, 5 or 10	5	60	—	C2
ZSA11	11 or 11.4	1, 5 or 10	5	60	—	A1
ZS14	13.8	5	5	40	—	C2
ZS17	16.8	5	5	90	—	C2
ZS23	22.8	1, 5 or 10	5	120	—	C2
1N746	3.3	10	—	28	400	A1
1N747	3.6	10	—	24	400	A1
1N748	3.9	10	—	23	400	A1
1N749	4.3	10	—	22	400	A1
1N750	4.7	10	—	19	400	A1
1N751	5.1	10	—	17	400	A1
1N752	5.6	10	—	11	400	A1
1N753	6.2	10	—	7	400	A1
1N754	6.8	10	—	5	400	A1
1N755	7.5	10	—	6	400	A1
1N756	8.2	10	—	8	400	A1
1N757	9.1	10	—	10	400	A1
1N758	10.0	10	—	17	400	A1
1N759	12.0	10	—	30	400	A1
1N821	6.2	5	7.5	15	400	A1
1N823	6.2	5	7.5	15	400	A1
1N825	6.2	5	7.5	15	400	A1
1N827	6.2	5	7.5	15	400	A1
1N829	6.2	5	7.5	15	400	A1
1N935	9.0	5	7.5	20	400	A1
1N936	9.0	5	7.5	20	400	A1
1N937	9.0	5	7.5	20	400	A1
1N938	9.0	5	7.5	20	400	A1
1N939	9.0	5	7.5	20	400	A1
1N940	9.0	5	7.5	20	400	A1
1N957	6.8	10	18.5	4.5	400	A1
1N958	7.5	10	18.5	5.5	400	A1
1N959	8.2	10	15	6.5	400	A1
1N960	9.1	10	14	7.5	400	A1
1N961	10.0	10	12.5	8.5	400	A1
1N962	11.0	10	11.5	9.5	400	A1
1N963	12.0	10	10.5	11.5	400	A1

Continued



## Silicon Reference Diodes

Type	Nominal Zener Voltage (V)	Tolerance ±%	Max. Zener Current (mA)	Max. Dynamic Resistance (Ω)	Max. Dissipation (mW)	Connections
------	---------------------------	--------------	-------------------------	-----------------------------	-----------------------	-------------

**SEMITRON (Continued)***Current Types (Continued)*

1N964	13.0	10	9.5	13	400	A1
1N965	15.0	10	8.5	16	400	A1
1N966	16.0	10	7.8	17	400	A1
1N967	18.0	10	7.0	21	400	A1
1N968	20.0	10	6.2	25	400	A1
1N969	22.0	10	5.6	29	400	A1
1N970	24.0	10	5.2	33	400	A1
1N971	27.0	10	4.6	41	400	A1
1N972	30.0	10	4.2	49	400	A1

\* Each series comprises several different types the basic number being followed by a series of figures indicating the Nominal Zener Voltage for each type.

\*\* For other tolerances letter 'B' in type number is substituted with A = 1%, H = 2%, C = 10%, D = 15%.

† Reverse polarity types have suffix 'R' to type number. Connections are S3 in place of S2.

**SGS-ATES***Current Types*

BZX43	6.7	5	0.25	750	—	C17
BZX44	6.7	5	0.25	750	—	C17
BZX45	6.7	5	0.25	750	—	C17

**TEXAS***Current Types*

1S2000 series*	3 to 16	10	—	—	400	A1
1S2000A series*	3 to 16	5	—	—	400	A1
1S3000 series*	6.8 to 200	10	—	—	400	A10
1S3000A series*	6.8 to 200	5	—	—	400	A10
1S4000 series*	6.8 to 200	10	—	—	600	A10
1S4000A series*	6.8 to 200	5	—	—	600	A10
1S5000 series*	15 to 150	10	—	—	10W	S3
1S5000R series*	15 to 150	10	—	—	10W	S2
1S5000A series*	15 to 150	5	—	—	10W	S3
1S5000RA series*	15 to 150	5	—	—	10W	S2
1S5000C series*	15 to 150	10	—	—	10W	S4
1S6000 series*	6.8 to 200	10	—	—	10W	S3
1S6000R series*	6.8 to 200	10	—	—	10W	S2
1S6000A series*	6.8 to 200	5	—	—	10W	S3
1S6000RA series*	6.8 to 200	5	—	—	10W	S2
1S7000 series*	3 to 16	10	—	—	400	A1
1S7000A series*	3 to 16	5	—	—	400	A1
1S7000B series*	3 to 16	15	—	—	400	A1

\* Each series comprises several different types, the basic number includes digits indicating the Nominal Zener Voltage i.e. 1S 7036 = 3.6V; 1S6200 = 200V; 1S6091A = 91V etc.

# EXPLANATION OF VALVE BASE CONNECTIONS

The following pages of valve-base diagrams show all the sets of base connections that are necessary to cover the valves listed in the tables of characteristics. They are grouped into sections according to the base designations (B7G, B8A, B9A, etc.), and within a section each diagram has a code number to the bottom right of it which identifies that particular set of connections.

Thus to find the base connections of a valve listed in the tables, it is first of all necessary to look up the designation in the 'Base Type' column, which gives the right section of diagrams, and then the number in the 'Base Ref.' column, which gives the code number of a particular diagram in that section. For example, to obtain the connections of the 6F33 valve, one would have to turn to the section of diagrams headed 'B7G' and then look for diagram No. 8.

British and American bases which are not interchangeable are given their standard designations. American bases which are interchangeable with British are in some cases given the British designations. Thus, B7G is used to cover both British and American miniature 7-pin bases and B9A for the British 9-pin and the American Noval. The term International Octal (IO) is used to cover both the British B8-O designation and the American standard Octal.

The designation B8B is now out of date; however, it is used here to cover the British B8G base and the American Octal and Lock-in types. None of these are identical but the differences are so slight that all will fit the same valveholder. The differences are concerned chiefly with minor points about the spigot material, spigot taper and so on.

Care must be taken to distinguish between the IO and MO bases, particularly as the latter is sometimes called the British Octal and is now designated B8-MO. The two differ in pin spacing and in spigot size and are not interchangeable. The MO is used by one manufacturer only and has the larger diameter spigot of the two.

Similar electrodes which operate in turn on the same electron stream are numbered in order from the cathode, the numbers being appended as subscripts to the electrode symbols.

Similar electrode systems in multiple valves are distinguished by a single tick (') for the first electrode system, by a double (") for the second, and so on, the ticks being appended to the appropriate electrode symbols.

Dissimilar electrode systems in multiple valves are distinguished by additional letter subscripts appended to the symbols for the less complex electrode structures.

A number against a pin indicates that it is joined internally to the pin of that number.

Where more than one electrode is joined internally to the same pin only the electrode of major importance is usually designated. Thus, the suppressor grid of a pentode is not always shown when it is joined internally to cathode or filament negative. An exception is made when it may be important to the user to know precisely which electrodes are joined together.

No distinction is normally made between valves with and without external metal screens. The base connections show an 'M' for such a screen in cases where all or only some valves have it, but others with the same code reference may have no such screen or an internal screen. The 'M' pin should, therefore, normally be earthed.

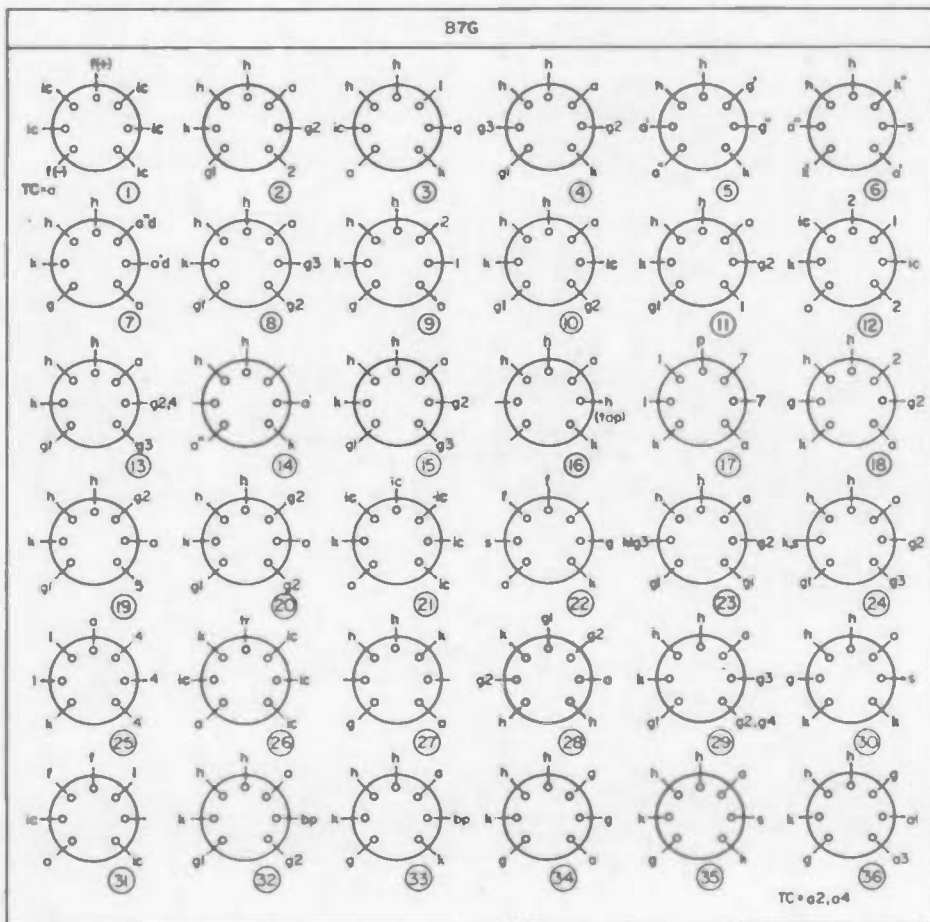
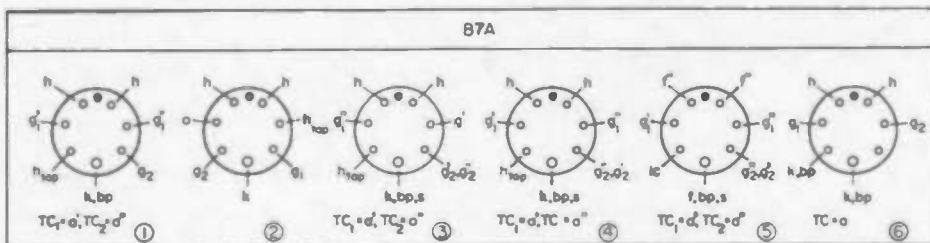
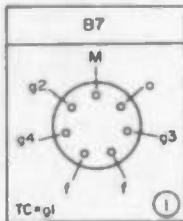
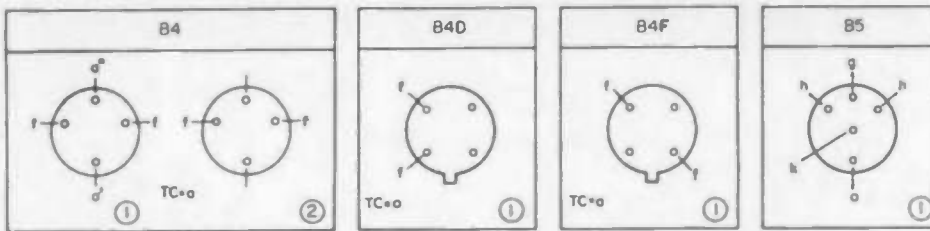
## Abbreviations for Valve-base Connections

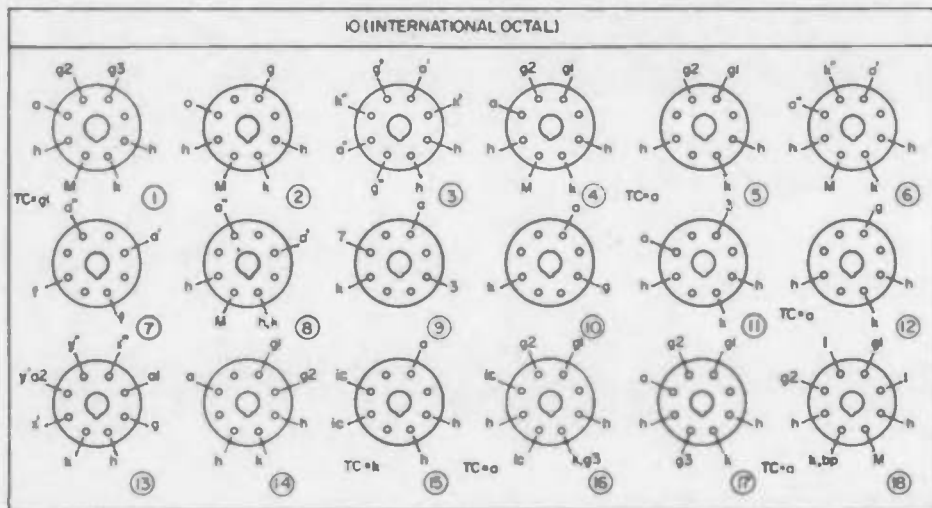
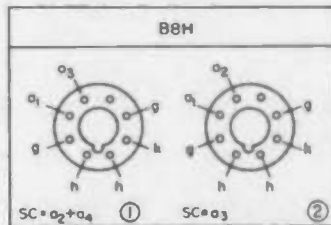
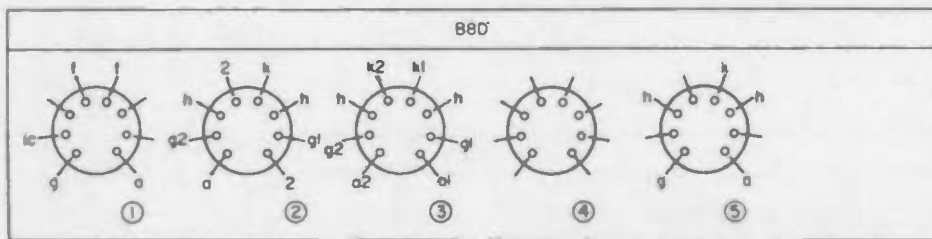
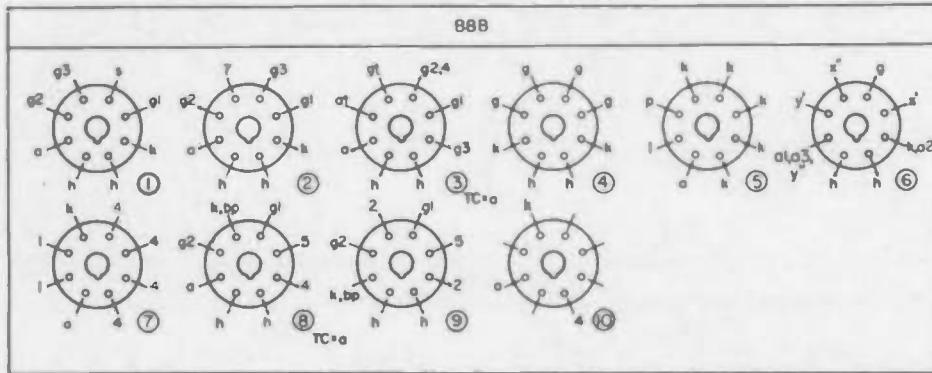
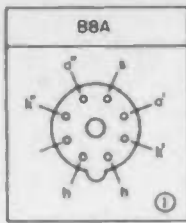
### MAIN SYMBOLS

a	=	anode
bp	=	beam plates
ce	=	control electrode
f	=	filament
g	=	grid
h	=	heater
ic	=	internal connection (external connections must not be made to a pin so designated)
jp	=	jumper
k	=	cathode
M	=	external conducting coating
m	=	internal conducting coating
p	=	priming electrode
r	=	resistance
s	=	internal shield
st	=	spark trap
t	=	target
tr	=	trigger
TC	=	top cap
SC	=	side cap

### SUBSCRIPT SYMBOLS

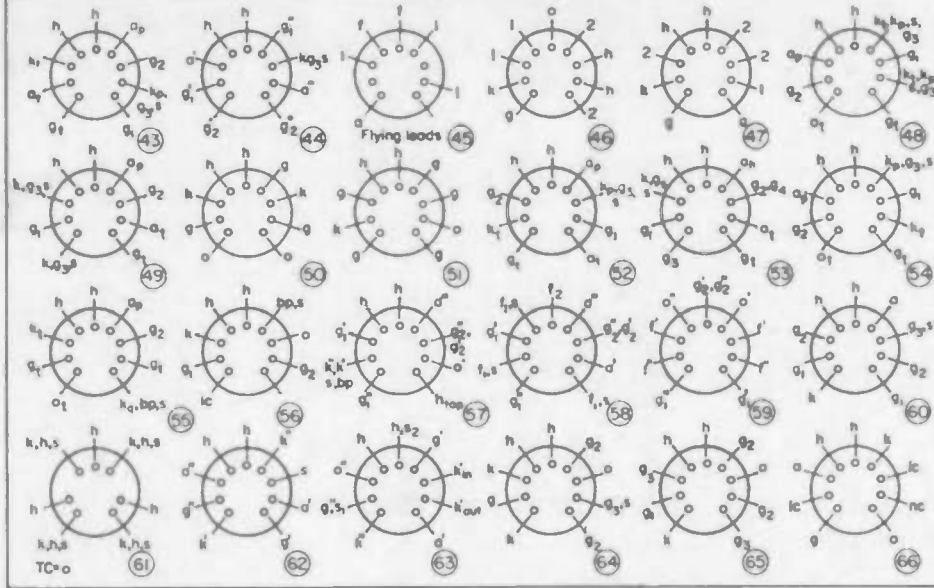
d	=	diode
p	=	pentode
r	=	rectifier
t	=	triode
B	=	blue
G	=	green
R	=	red
tap	=	filament or heater tapping
(+)	=	positive
(-)	=	negative



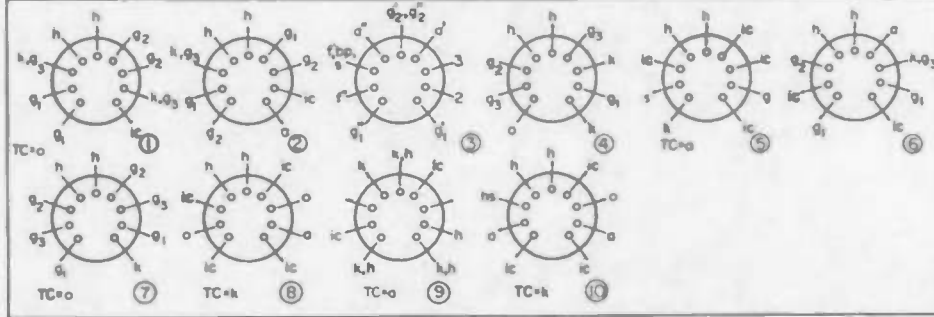




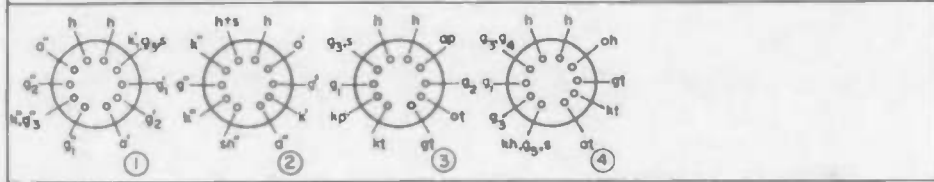
B9A (continued)

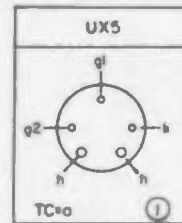
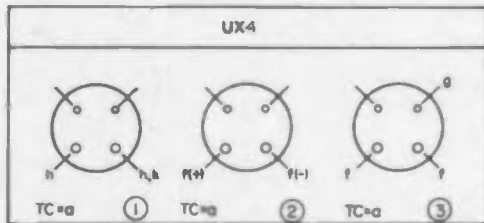
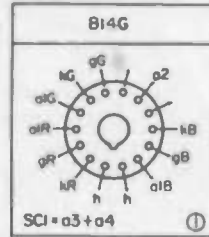
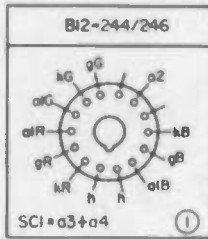
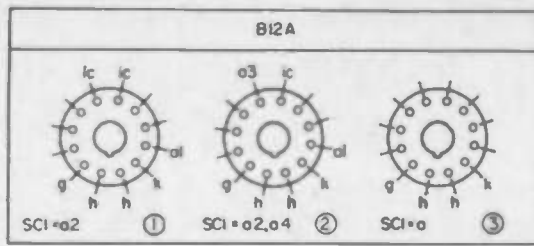


B9D



BIOB





## EXPLANATION OF SEMICONDUCTOR CONNECTIONS

The code numbers in the preceding tables, under the headings 'Base Ref.' or 'Connections', correspond to references in the following lists. They are divided into four groups:

Plain numbers—devices having TO—style headers

'A' numbers—wire mounted, double ended

'C' numbers—wire mounted, single ended

'S' numbers—stud mounted

Generally the plain numbers are used for transistors and the remainder for diodes, rectifiers, thyristors etc. Care should be exercised when selecting replacements for existing devices to ensure that physical dimensions are acceptable as this is not taken into consideration in these lists and only the electrical connections are catered for.



TRANSISTOR BASE DIAGRAMS

Ref	Base diagram
1	
2	
3	
4	
5	
6	
7	
8	
9	

Ref	Base diagram
10	
11	
12	
13	
14	
15	
16	
17	
18	

Ref	Base diagram
19	
20	
21	
22	
23	
24	
25	
26	
27	

Transistor Base Diagrams (Continued)

Ref	Base diagram
28	Alternative index pts.
29	
30	
31	
32	
33	
34	
35	
36	

Ref	Base diagram
37	
38	
39	
40	
41	
42	Narrow lead = E Centre lead = B Wide lead = C
43	
44	
45	

Ref	Base diagram
46	
47	
48	
49	
50	
51	
52	
53	
54	

(Continued)

Transistor Base Diagrams (Continued)

Ref	Base diagram
55	
56	
57	
58	
59	
60	
61	
62	
63	

Ref	Base diagram
64	
65	
66	
67	
68	
69	
70	
71	
72	

Ref	Base diagram
73	
74	Large lead = g Small lead = c Case = a
75	
76	
77	
78	
79	
80	
81	

(Continued)

Transistor Base Diagrams (Continued)

Ref	Base diagram
82	Large lead = MT1 Small lead = Gate Case = MT2
83	
84	
85	
86	
87	

Ref	Base diagram
88	
89	
90	
91	
92	
93	

Ref	Base diagram
94	
95	
96	
97	
98	
99	
100	

# DIODE, RECTIFIER AND THYRISTOR CONNECTIONS

**A—WIRE MOUNTED, DOUBLE ENDED**

Ref.	Connections
A1	Cathode end marked with coloured band
A2	Anode end marked with coloured band
A3	Cathode to flange
A4	Anode to flange
A5	Cathode lead sleeved red; black case
A6	Anode lead sleeved; red case
A7	Anode to case
A8	Cathode end marked red
A9	Cathode to case

**C—WIRE MOUNTED, SINGLE ENDED**

Ref.	Connections
C1	Cathode lead (adjacent to dot) connected to case
C2	Cathode lead adjacent to dot
C3	Anode lead adjacent to dot
C4	Middle lead common anode
C5	Anode lead adjacent to tab
C6	Clockwise from tab: (1) anode (2) cathode and (3) case
C7	Clockwise from tab: (1) anode (2) cathode
C8	Clockwise from tab: (1) cathode (2) gate (3) anode
C9	Anode adjacent to notch

**Diode, Rectifier and Thyristor Connections (Continued)**

**C—WIRE MOUNTED, SINGLE ENDED (Continued)**

**S—Stud Mounted**

Ref.	Connections
C10	Polarity indicated by rectifier symbol
C11	Case = anode Long tab = cathode Short tab = gate
C12	Flat wire = cathode Round wire = anode
C13	Sleeved lead to supply positive
C14	Negative lead to case
C15	Case is negative
C16	Case is positive
C17	Clockwise from tab: (1) cathode (2) anode and case (3) —
C18	Centre lead = cathode

Ref.	Connections
C19	Plain wire = cathode

Ref.	Connections
S1	Cathode to larger stud
S2	Cathode to stud
S3	Anode to stud
S4	Double anode
S5	Cathode to stud— Anode to lug
S6	Anode to stud— Cathode to long lead
S7	Anode to stud— Cathode to large terminal
S8	Clockwise from lug: (1) cathode (2) case (3) anode
S9	Polarity indicated by rectifier symbol

*(Continued)*

**Diode, Rectifier and Thyristor Connections (Continued)**

**S-STUD MOUNTED (Continued)**

<b>Ref.</b>	<b>Connections</b>
<b>S10</b>	Large lead = c Small lead = g Stud = a
<b>S11</b>	Large lead = c Small lead = g Case = a Stud isolated

<b>Ref.</b>	<b>Connections</b>
<b>S12</b>	Case = anode Thick red lead = cathode Thin red lead = aux. cathode Thin yellow lead = gate
<b>S13</b>	Large lead = MT1 Small lead = gate Stud = MT2

<b>Ref.</b>	<b>Connections</b>

## TRADE NAMES AND MANUFACTURERS' ADDRESSES

A.E.I. SEMICONDUCTORS LTD.	A.E.I. Semiconductors Ltd., Carholme Road, Lincoln. LN1 1SG	M-O VALVE CO.	The M-O Valve Co. Ltd., Brook Green Works, Hammersmith, London. W6 7PE
BRIMAR, MAZDA	Thorn Radio Valves & Tubes Ltd., Mollison Avenue, Brimsdown, En- field, Middlesex. EN3 7NS	MULLARD	Mullard Ltd., Mullard House, Torrington Place, London. WC1E 7HD
EMIHUS	Emihus Microcomponents Ltd., Glenrothes, Fife, Scotland. KY7 5PY	NEWMARKET	Newmarket Transistors Ltd., Exning Road, New- market, Suffolk, CB8 OAU
ENGLISH ELECTRIC VALVE CO. LTD.	English Electric Valve Co. Ltd., Waterhouse Lane, Chelmsford, Essex. CM1 2QU	PLESSEY	Plessey Optoelectronics & Microwave, Plessey Ltd., Wood Burcote Way, Tow- cester, Northants. NN12 7JN
FERRANTI	Ferranti Ltd., Hollinwood, Lancashire. OL9 7JS	R.C.A.	R.C.A. Ltd., Sunbury-on- Thames, Middlesex. TW16 7HW
HIVAC LTD.	Hivac Ltd., Asheridge Road, Chesham, Bucking- hamshire. HP5 2QA	SALFORD ELECTRICAL INSTRUMENTS	Salford Electrical Instru- ments Ltd., Peel Works, Barton Lane, Eccles, Man- chester. M30 OHL
INTERNATIONAL RECTIFIER CO.	International Rectifier Co., Hurst Green, Oxted, Surrey. RH8 9BB	SEMITRON	Semitron Ltd., Cricklade, Swindon, Wiltshire.
I.T.T. (Valves)	I.T.T. Components Group Europe, (STC Ltd.), Brixham Road, Paignton, Devon. TQ4 7BE	SGS-ATES	SGS-ATES (U.K.) Ltd., Planar House, Walton Street, Aylesbury, Bucking- hamshire.
I.T.T. (Rectifiers)	I.T.T. Components Group Europe, (STC Ltd.), Edin- burgh Way, Harlow, Essex. CM20 2DE	TEXAS	Texas Instruments Ltd., Manton Lane, Bedford. MK41 7PA
I.T.T. SEMICONDUCTORS	I.T.T. Semiconductors, Footscray, Sidcup, Kent.	TUNGSRAM	British Tungstram Radio Works Ltd., West Road, Tottenham, London N17 ORN
JOSEPH LUCAS (ELECTRICAL) LTD.	Lucas Electrical Co. Ltd., Mere Green Road, Four Oaks, Sutton Coldfield. B75 5BN	WESTINGHOUSE BRAKE & SIGNAL CO. LTD.	Westinghouse Brake and Signal Co. Ltd., Chippenham, Wiltshire. SN15 1JD



# Index to Valves and Valve Equivalents

Type No.	Pages	Equivalents	Type No.	Pages	Equivalents	Type No.	Pages	Equivalents
0 (Zero)	All entries under 'zero' and 'O' will be found together under O in the alphabetical section of the index.		6F28	3		30C17	1	PCF87
			6F29	3	6EH7, EF183	30C18	1	7GV7, PCF805
			6F30	3	6EJ7, EF184	30F5	10	
1/2 A to 5A	23		6F33	3		30FL1	10	PCE800
1/2 A/24 to 5A/24	23		6FD12	3	EBF89	30FL12	4, 10	PCE82
			6H6GT	18	EB34	30FL14	3, 10	PCF808
1/2 AV to 5AV	23		6L6GA	5, 7		30L1	10	7AN7, B319, PCC84
			6L12	10	6AQ8, B719, ECC85	30L15	10	B349, PCC805
3A/167M	11		6L13	10	12AX7, B339, ECC83	30L17	10	PCC806
3B/240M	13		6P15	5, 7	6BQ5, EL84, N709	30P12	5	N369, PL801
3B/241M	13		6PL12	5, 7, 10	6BM8, ECL82	30P16	5, 7	16A5, N329, PL82
3C24	12		6SL7GT	9		30P18	5	15CW5, PL84
3D22	17		6SN7GT	9	ECC32	30P19	8	N389, PL802
			6V6GT	5, 7		30PL1	10	LN319, PCL801
			6X4	20	EZ90, U78	30PL12	5, 7, 10	16A8, N369, PCL802,
4A88	24					30PL13	5, 10	PCL800
4C1017	24		8D8	3		30PL14	10	PCL88
4D32	12					30PL15	10	
4D958	24		10C14	1	19D8, UCH81	35W4	20	HY90
			10P18	5, 7	45B5, UL84			
5A/102D	3		10PL12	5, 10	50BM8, UCL82	36EHT10 to 36EHT240	25	
5A/152M/G	3					36MB1 to 36MB13	25	
5A/180M	3		12AT6	9	HBC90			
5B/110M	3		12AT7	9	ECC81, B309	46H1 to 46H33	24	
5B/254M	8, 13	807	12AU7	9	B329, ECC82			
5B/255	8		12AX7	9	6L13, B339, ECC83	48H1 to 48H33	24	
5B/255M	13		12BH7	9				
5B/257M	13		12E1	5				
5D1	24		12E1C	5				
5R4GY	20		12SL7GT	9				
5V4G	20	52KU, GZ32						
5Y3GT	20	U50	13D8	9				
5Z4G	20	GZ30, R52	13E1	5				
			13E12	5				
6/30L2	10	6GA8, B729, ECC804						
6AK5	3	EF95, DP61						
6AK6	5, 7							
6AL5	18	6D2, D77, EB91						
6AM6	9		14A86	24				
6AM6	3		14A97	24				
6AQ5	5	6F12, 8D3, EF91, Z77	14A100	24				
		EL90, N727, W727	14A124	24				
6AS6	4		14A144	24				
6AT6	9	DH77, EBC90	14A163	24				
6AU6	3	EF94	14A342	24				
6BA6	3	EF93, W727	14A975	24				
6BE6	1	EK90, X727	14B35	24				
6BH6	3		14B130	24				
6BJ6	3		14B261	24				
6BQ7A	9		14B980	24				
6BR7	3	8D5	14B986	24				
6BS7	3							
6BW6	5, 7		15B35	24				
6BW7	3	8D6	15B39	24				
6C4	9, 12	EC90, L77	15C997	24				
6C12	1	6AJ8, ECH81, X719	15D19	25				
			15D39	25				
6C18	1	ECP805						
6CH6	5, 7	EL821						
6CL6	5		16HT12 to 16HT258	25				
6D2	18	6AL5, D77, EB91	16MB1 to 16MB16	25				
6D4	17	EN93						
6F12	10	6AM6, 8D3, EF91						
6F17	3		30C1	1	9A8, LZ319, LZ329, PCF80	A4B1SDBHD	22	
6F23	3, 10	EF812, Z749				A7C1SDBHD	22	
6F26	3	6BY7, EF85, W719	30C15	1		A7D1SDBHD	22	
						A7H1SDBHD	22	
						A8B1SDBHD	22	
						A14C1SDBHD	22	
						A14D1SDBHD	22	
						A14H1SDBHD	22	
						A28-14W	15	
						A30H1SDBHD	23	
						A31-18W	13	CME1201
						A31-181W	13	

Index to Valves

Type No.	Pages	Equivalents	Type No.	Pages	Equivalents	Type No.	Pages	Equivalents
A31-183W	13		B7C1SDBHD	23		DY87	21, 22	1S2, 1S2A, DY86
A31-410W	15		B7D1SDBHD	23		DY802	22	
A40-11W	13	CME1601	B7H1SDBHD	23				
A40-12W	13	CME1602	B8B1SDBHD	23				
A44-120W	13	CME1714	B14C1SDBHD	23		E55L	6	
A44-120W/R	15		B14D1SDBHD	23		E80CF(SQ)	1, 4, 11	
A44-271X	15		B14H1SDBHD	23		E88C(SQ)	10	
A47-11W	15					E88CC(SQ)	2, 9, 11	
A47-13W	13	CME1906				E88CC/01	11	
A47-14W	13, 15	CME1908	C178A/5894	12		(SQ)		
A47-15W	13		C1134	12	QQV03-20A,	E180F(SQ)	4	5A/170K, 6688
A47-17W	13	CME1905			TT20	E280F	4	
A47-18W	15		CCS1	6		E282F	4	
A47-25W	13	CME1907	CCS2	6		E810F	4	
A47-26W	15		CCS3	6		EA52	18	
A47-26W/R	15		CME141	14		EB91	18	BAL5, 6D2, D77
A47-28W	13		CME1101	14		EBC90	10	6AT6, DH77
A49-11X	15, 16		CME1201	14	A31-18W	EBF89	3	6FD12
A49-15X	16	A49-11X	CME1202R	14		EC1	25	
A49-191X	15, 16		CME1220	15		EC2	25	
A49-200X	15	A49-191X	CME1420	15		EC3	25	
A50-120W	13	CME2013	CME1520	15		EC4	25	
A50-120W/R	15		CME1601	14	A40-11W	EC9	25	
A51-110X	15		CME1602	14		EC10	25	
A55-14X	15, 16		CME1702	14		EC11	25	
A55-141X	15	A55-14X	CME1703	14	7405A	EC12	25	
A56-120X	15, 16		CME1705	14	7601A	EC13	25	
A56-140X	16		CME1713R	14		EC15	25	
A59-11W	15		CME1902	14	ZW47-90,	EC16	25	
A59-12W	13	CME2305			C19/7A	EC18	25	
A59-13W	13	CME2306	CME1903	14	AW47-91,	EC19	25	
A59-15W	13, 15	CME2308,			C19/10A	EC86	11	6CM4
		A59-14W	CME1905	14	A47-17W	EC88	11	6DL4
A59-23W	14, 15	CME2313	CME1906	14	A47-13W	EC90	9, 12	6C4, L77
A59-23W/R	15		CME1907	14	A47-25W	EC91	11	6L34
A61-120W	14	CME2413	CME1908	14	A47-14W	EC157	13	
A61-120W/R	15		CME1913	14		ECC81	10, 11	B309
A63-11X	15		CME1913R	14		ECC82	10, 11, 12	12AU7, B329
A63-17X	16		CME2013R	14		ECC83	9, 10, 11	6L13, 12AX7,
A63-200X	16		CME2101	14				B339
A65-11W	14		CME2104	14	7504A	ECC84	11	6CW7
A66-120X	16		CME2301	14	7701A	ECC85	10, 11	6AQ8, 6L12,
A66-140X	16		CME2302	14	AW59-90, C23/ 7A, C23AK			B719
A67-120X	16				A59-13W,	ECC88	11, 12	6DJ8
A2087	18		CME2306	14	C23/10AP	ECC804/6-	9, 10	6/30L2, 6GA8,
A2134	6, 7				A59-15W	30L2		B729
A2426	6					ECC807	9	13D7
A2521	10		CME2308	14		ECC2000	11	
A2599	10		CME2312	14	A59-23W	(SQ)		
A2688	10		CME2313	14		ECF80	1, 2	6BL8, 6C16
A3042	6		CME2313R	14		ECF82	1	6U8
A3064/	4		CME2413R	14		ECF804	3, 9	18D3
CV4041			CME2501	15		ECF805	1	6C18
A3343	10		CRM121B	14		ECH81	1, 2	6AJ8, 6C12,
A3394	10		CRM141	14				X719
AFX203	17		CRM142	14		ECH84	3, 4, 11	6JX8
AFX234	17		CRM151	14		ECL80	5, 6, 10, 11	GAB8, LN152
AW43-88	14	C17/7A, C17AA, CME1706	CRM152B	14		ECL82	5, 6, 7, 8,	6BM8, 6PL12
		A47-14W,	CRM153	14			10, 11	
AW47-90	14	C19/7A, CME1902	CRM171	14	7404A	ECL83	6, 8, 11	
		A47-14W,	CRM172	14		ECL86	5, 6, 7, 8,	6GW8
AW47-91	14	C19/10A, CME1903	CRM173	14			10, 11	
		CTA1950	CRM174	14		EF80	3, 4	6BX6, Z152
AW53-88	14	C21/7A, C21AA, CME2103	CRM211	14	7502A, C21TM	EF85	3, 4	6BY7, 6F19,
		CV2341	CRM212	14	A49-11X			6F26, W719
AW59-90	14	C23/7A, C23AK, CME2302	CTA2550	15	A83-11X	EF86/Z729	3, 4, 10	6267
			CV2398	18		EF89	4	6BA6
						EF91/Z77	4	6AM6, 8D3
			DA41	8		EF92	4	9D6
			DA42	8, 10		EF93	3	6BA6, W727
B $\frac{1}{2}$ to B6	23		DA100	10		EF95	3, 4	6AK5
B $\frac{1}{2}$ /24 to B5/24	23		DET22	12	TD03/10	EF183	3, 4	6EH7, 6F29
B $\frac{1}{2}$ V to B8V	23		DET24	12	TD04/20	EF184	3, 4	6F30
B4B1SDBHD	23		DET29	12		EK90	1	6BE6
			DM160	16		EL34	5, 6, 7, 8	KT77
			DY86	21	1S2, 1S2A, DY87	EL84	5, 6, 7, 8	6P15, N709
						EL90	5, 7	6AQ5, N729
						EL95	6, 8	

Index to Valves

Type No.	Pages	Equivalents	Type No.	Pages	Equivalents	Type No.	Pages	Equivalents
EL506	5, 7		K238EL50	22		OA2WA/QS	18	M8223
EL821	5, 7	6CH6, 7D10	K238EL100	22		1210		
EM84	16	6FG6	K238EL150	22		OB2	18	}108C1
EY51	21	R12, SU61, U43, U131	K238EL200	22		OB2/SQ1208	18	
EY84	20		K238EL250	22		OB2WA/QS	19	M8224
EY86	22	6S2	K238EL300	22		1211(SQ)		
EY87	22	6S2A	KT66	6	EL37	OC2	19	
EY88	17	6AL3	KT88	6, 8				
EZ80	20, 21	6V4				PC86	10, 11	4CM4
EZ81	20, 21	U709, UU12	L63	10	6JS	PC88	10, 11	4DL4
			LT113	25		PC97	10, 11	4FY5
G1/236G	17		LT116	25		PC900	11	
G1/237G	17	XC18	LT119	25		PCC84	10, 11, 12	7AN7, 30L1, B319
G1/371K	17		LT120	25		PCC85	11, 12	9AQ8
G50/2G	19	XC15	LT138	25		PCC89	10, 11, 12	PenDD4021, PF818
G55/1K	19		LT156	25		PCC189	10, 11, 12	7ES8
G150/2D	17		LT158	25		PCC806	10	30L17
G240/2D	17	Z300T, Z900T				PCE82	3, 9	30FL12
GT1C	17		M160	23		PCF80	1, 2	8A8, 9A8, 30C1, LZ319, LZ329
GT3	17		M160H	23		PCF82	1	9UB
GU12	20	357B, 866A, DQ2, RG3- 250A	M160V	23		PCF86	1, 2	8HG8
		ESU101	M161	23		PCF87	1	30C17
GU50	20		M161H	23		PCF200	2	
GXU1	20	3B28, RR3-250	M162	23		PCF201	2	
GXU2	20		M162H	23		PCF801	1, 2	8GJ7
GXU5	20		M162V	23		PCF802	2, 4, 10, 11	9JW8
GXU50	20		M163	23		PCF805		
GXU52	20		M163H	23		PCF805/	} 1, 6	7GV7
GY501	22		M163V	23		30C18		
GZ34	20, 21		M180	23		PCF806	1, 2	
			M181	23		PCF808	3, 10	30FL14
H31N02B01	25		M182	23		PCH200	4	
H31N04B01	25		M183	23		PCL82	5, 6, 7, 8, 10, 11	16A8, 30PL12
H31N08B01	25		M200	23		PCL83	5, 6, 7, 8, 10, 11	LN309
H31N09B01	25		M200H	23		PCL84	4, 6, 10, 11	15DQ8
H31N0A01	25		M200V	23		PCL85	6, 11	18GV8
H31N16A01	25		M201	23		PCL86	5, 6, 10, 11	8HG8, 14GW8
H31N20A01	25		M201H	23		PCL805/85	6, 10	
H123PP01B	25		M201V	23		PD500	9	9ED4
H129PE01B	25		M202	23		PFL200	4, 6	
H131PE01B	25		M202H	23		PL36	8, 9	25E5
HL23	11		M202V	23		PL81A	8	
HO29E01B	25		M203	23		PL82	5, 7	16A5, 30P16, N329
HO31PE01B	25		M203H	23		PL83	5, 6	15A6
HY90	20	35W4	M203V	23		PL84	5, 6	15CW5, 30P18
			M210	23		PL302/ 30P19	8	N389
			M211	23		PL500	8	27GB5, PL504
			M212	23		PL504	8, 9	
			M213	23		PL508	5, 6, 9	17KW6
K80/30D	21		M225	23		PL509	8, 9	
K80/60D	21		M337B	23		PL802	5, 6, 9	
K80/90D	21		M350	23		PY33	20	PY32, U291
K80/120D	21		M351	23		PY82	20	19Y3, U154, U192, U319
K80/150D	21		M352	23				30AE3
K80/180D	21		M353	23				
K80/200D	21		M354	23				
K80/230D	21		M355	23				
K80/270D	21		M356	23				
K83/30D	21		M357	23				
K83/60D	21		M8083(SQ)	4	6064			
K83/90D	21		M8091(SQ)	20		PY88	17	
K83/120D	21		M8096(SQ)	13	6062	PY500A	17	
K83/150D	21		M8100(SQ)	4		PY800	17	PY81
K83/180D	21		M8136(SQ)	11	6067			
K83/200D	21		M8137(SQ)	11	6057	QQV02-6	12, 13	TT23
K83/230D	21		M8161(SQ)	4	6065	QQV03-10	12, 13	11E13, TT24
K83/270D	21		M8162	11	6060	QQV06-40A	12, 13	5894, C178A, TT25
K85/30D	21		M8196(SQ)	4				
K85/60D	21		M8212	18	5726	QQV07-50	13	
K85/90D	21					QQZ03-20	12	
K85/120D	21		NT2	19		QQZ06-40	13	
K85/150D	21		NT2T	19		QS75/20	19	75B1
K85/180D	21					QS75/60	19	
K85/200D	21		OA2	18		QS95/10	19	95A1
K85/230D	21		OA2/QS1207	18		QS108/45	19	
K85/270D	21							

Index to Valves

Type No.	Pages	Equivalents	Type No.	Pages	Equivalents	Type No.	Pages	Equivalents
QS150/15	19	150B3	UCL83	5, 6, 11		Z11H17X	24	
QS150/45	19		UL84	5, 6, 7	10P18	Z12B1FS	24	
QS1200	19	150B2, OA2	UU12	20	6CA4, EZ81,	Z12B1X	24	
QS1203(SQ)	19				U709	Z12H9X	24	
QS1209/5651	19	85A2	UY85	20, 21	38A3, U381	Z12H17X	24	
QS1212(SQ)	19	M8098				Z13B1FS	24	
QS1213(SQ)	19	M8142				Z13B1X	24	
QS1215	19	90C1	V83R2	19		Z13H9X	24	
QV03-12	13	5763	V84R2	19		X13H17X	24	
QV06-20	13	5B/254M, 6164	V91R2	19		Z14B1FS	24	
QV06-20B	13		V103R2	19		Z16B1FS	24	
QV06-20C	13		V110R4	19		Z21B1FS	24	
QZ06-20	13		V115R4	19		Z21B1X	24	
			V116R2	19		Z21H9X	24	
			V139R1-9	19		Z21H17X	24	
			V143R1-9	19		Z22B1FS	24	
R17	20		VR75/30	18	OA3, QS75/40, QS1205	Z22B1X	24	
					OC3, QS1206	Z22H17X	24	
			VR105/30	18	OD3, QS150/40	Z23B1FS	24	
			VR150/30	18		Z24B1FS	24	
S6F17	3					Z25B1FS	24	
S6F33	3					Z26B1FS	24	
S11E12(SQ)	5	7971	WKA29PM 01B	25		Z82R7	19	
						Z82R10	19	
TT21	8, 12					Z82R15	19	
TT22	8, 12		X80/30D to	21		Z83R4	19	
TT23/QQV	12		X80/270D			Z82R4	19	
02-6			X83/30D to	21		Z91R2	19	
TT24/	12		X83/270D			Z91R4	19	
QQV03-10			X85/30D to	21		Z91R7	19	
TT25/	12		X85/270D			Z91R10	19	
QQV06-40A			XC18	17	G1/237G	Z100R12	19	
TT100	6		XC23	17		Z103R2	19	
						Z103R4	19	
U18/20	20	FW4-500, FW4-800	YL1020	12		Z110R4	19	
U19	20		YL1030	13		Z115R4	19	
U26	22	KY80, R20, U49	YL1080	13		Z115R6	19	
U192	20	19Y3, PU82, U154, U319	YL1130	12		Z116R2	19	
			YL1190	12		Z139R19	19	
U381	20	38A3, UY85				Z143R19	19	
UBF89	3		Z11B1FS	24		Z759	4	
UCH81	1, 2		Z11B1X	24		ZA1004	16	
UCL82	5, 6, 10, 11	10PL12	Z11H9X	24		ZC12H18X	24	
						ZC13H17XE	24	
						ZZ1000	19	

## Index to Semiconductors and Semiconductor Comparable Types

Type No.	Pages	Comparable Types	Type No.	Pages	Comparable Types	Type No.	Pages	Comparable Types
1B05J series	100		1N752	118, 134		1N1199A	94	
1B08T series	100		1N752A	116, 133		1N1200A	94	
1B10J series	100		1N753	118, 134		1N1202A	94	
1B20K series	100		1N753A	116, 133		1N1203A	94	
1B40K series	100		1N754	118, 134		1N1204A	94	
1B100M series	100		1N754A	116, 133		1N1205A	94	
1N248C	94		1N755	118, 134		1N1206A	95	
1N249C	94		1N755A	116, 133		1N1341B	95	
1N250C	94		1N756	118, 134		1N1342B	95	
1N251	76		1N756A	116, 133		1N1344B	95	
1N252	76		1N757	118, 134		1N1345B	95	
1N440B	94		1N757A	116, 133		1N1346B	95	
1N441B	94		1N758	118, 134		1N1347B	95	
1N442B	94		1N758A	116, 133		1N1348B	95	
1N443B	94		1N759	118, 134		1N1351	119	
1N444B	94		1N759A	116, 133		1N1352	119	
1N445B	94		1N821	133, 134		1N1353	119	
1N536	94		1N823	133, 134		1N1354	119	
1N537	94		1N825	134		1N1355	119	
1N538	94	BY126	1N827	134		1N1356	119	
1N539	94		1N829	134		1N1357	119	
1N540	94	BY126	1N914	77, 79, 81, 82		1N1358	119	
1N547	94	BY127	1N914A	77, 82		1N1359	119	
1N625	76		1N914B	77, 82		1N1360	119	
1N626	76		1N914E	77		1N1361	119	
1N627	76		1N916	77, 79, 81, 82		1N1362	119	
1N628	76		1N916A	77, 82		1N1363	119	
1N629	77		1N916B	82		1N1364	119	
1N643	77		1N935	134		1N1365	119	
1N643A	77		1N936	134		1N1366	119	
1N645	81		1N937	134		1N1367	119	
1N646	81	BY126	1N938	134		1N1368	119	
1N658	77		1N939	134		1N1369	119	
1N659	77, 82		1N940	134		1N1370	119	
1N660	77, 82		1N957	118, 134		1N1371	119	
1N660A	77, 82		1N958	118, 134		1N1372	119	
1N661	82		1N959	118, 134		1N1373	119	
1N662	77		1N960	118, 134		1N1374	119	
1N662A	77		1N961	118, 134		1N1375	119	
1N663A	77		1N962	118, 134		1N1763A	95	
1N702	117		1N963	118, 134		1N1764A	95	
1N703	117		1N964	118, 135		1N1805	118	
1N704	117		1N965	118, 135		1N1806	118	
1N705	117		1N966	118, 135		1N1807	118	
1N706	117		1N967	118, 135		1N1808	119	
1N707	117		1N968	118, 135		1N1809	119	
1N708	117		1N969	118, 135		1N1810	119	
1N709	117		1N970	118, 135		1N1811	119	
1N710	117		1N971	118, 135		1N1812	119	
1N711	118		1N972	118, 135		1N1813	119	
1N712	118		1N973	118		1N1814	119	
1N713	118		1N974	118		1N1815	119	
1N714	118		1N975	118		1N2069	96	
1N715	118		1N976	118		1N2070	91, 96	
1N716	118		1N977	118		1N2071	96	BY127
1N717	118		1N978	118		1N2858A	95	
1N718	118		1N979	118		1N2859A	95	
1N719	118		1N980	118		1N2860A	95	
1N720	118		1N981	118		1N2861A	95	
1N721	118		1N982	118		1N2862A	95	
1N722	118		1N983	118		1N2863A	95	
1N723	118		1N984	118		1N2864A	95	
1N724	118		1N985	118		1N2890	100	
1N725	118		1N1095	94	BY127	1N2900	100	
1N746	118, 134		1N1130	96		1N2910	100	
1N746A	116		1N1131	96		1N2918	100	
1N747	118, 134		1N1183A	94		1N2922	100	
1N747A	116		1N1184A	94		1N2924	100	
1N748	118, 134		1N1186A	94		1N2970	119	
1N748A	116, 133		1N1187A	94		1N2971	119	
1N749	118, 134		1N1188A	94		1N2972	119	
1N749A	116, 133		1N1189A	94		1N2973	119	
1N750	118, 134		1N1190A	94		1N2974	119	
1N750A	116, 133		1N1195A	94		1N2975	119	
1N751	118, 134		1N1196A	94		1N2976	119	
1N751A	116, 133		1N1197A	94		1N2977	119	
			1N1198A	94		1N2978	119	

Index to Semiconductors and Semiconductor Comparable Types

Type No.	Pages	Comparable Types	Type No.	Pages	Comparable Types	Type No.	Pages	Comparable Types
1N2979	119		1N3892R	96		1N4758	120	
1N2980	119		1N3893	95, 97		1N4759	120	
1N2981	119		1N3893R	97		1N4760	120	
1N2982	119		1N3899	95		1N4761	120	
1N2983	119		1N3900	95		1N4762	120	
1N2984	119		1N3901	95		1N4763	120	
1N2985	119		1N3902	95		1N4764	120	
1N2986	119		1N3903	95		1N5211	95	
1N2987	119		1N3909	95		1N5212	95	
1N2988	119		1N3910	95		1N5213	95	
1N2989	119		1N3911	95		1N5214	95	
1N2990	119		1N3912	95		1N5215	95	
1N2991	119		1N3913	95		1N5216	95	
1N2992	119		1N3956	77		1N5217	95	
1N2993	119		1N4001	89, 90, 91, 93, 97		1N5218	95	
1N2994	119		1N4002	89, 90, 93, 97		1N5221	120	
1N2995	119		1N4003	89, 90, 91, 93, 97		1N5222	120	
1N2996	119		1N4004	89, 90, 91, 93, 97		1N5223	120	
1N2997	119		1N4005	89, 90, 91, 93, 97		1N5224	121	
1N2998	120		1N4006	89, 90, 91, 93, 97		1N5225	121	
1N2999	120		1N4007	89, 90, 91, 93, 97		1N5226	121	
1N3000	120		1N4009	77, 81, 82		1N5227	121	
1N3001	120		1N4147	77		1N5228	121	
1N3002	120		1N4148	77, 80, 81, 82		1N5229	121	
1N3003	120		1N4149	77, 80, 81, 82		1N5230	121	
1N3004	120		1N4150	77, 80, 82		1N5231	121	
1N3005	120		1N4151	77, 80		1N5232	121	
1N3006	120		1N4152	77, 82		1N5233	121	
1N3007	120		1N4153	77, 82		1N5234	121	
1N3008	120		1N4154	77, 80, 82		1N5235	121	
1N3009	120		1N4305	82		1N5236	121	
1N3010	120		1N4370	120		1N5237	121	
1N3011	120		1N4371	120		1N5238	121	
1N3012	120		1N4372	120		1N5239	121	
1N3013	120		1N4383	91		1N5240	121	
1N3014	120		1N4384	91		1N5241	121	
1N3015	120		1N4385	91		1N5242	121	
1N3062	77, 80, 82		1N4444	82		1N5243	121	
1N3063	77, 82		1N4446	77, 80, 81, 82		1N5244	121	
1N3064	77, 82		1N4447	77, 80, 82		1N5245	121	
1N3065	77, 80		1N4448	77, 80, 81, 82		1N5246	121	
1N3066	77		1N4449	77, 80, 82		1N5247	121	
1N3067	77		1N4450	77		1N5248	121	
1N3069	77		1N4451	77		1N5249	121	
1N3193	95	BY127	1N4454	82		1N5250	121	
1N3194	95	BY127	1N4585	91		1N5251	121	
1N3195	95	BY127	1N4586	91		1N5252	121	
1N3196	95	BY127	1N4728	120		1N5253	121	
1N3253	95		1N4729	120		1N5254	121	
1N3254	95		1N4730	120		1N5255	121	
1N3255	95		1N4731	120		1N5256	121	
1N3256	95		1N4732	120		1N5257	121	
1N3563	95		1N4733	120		1N5315	77	
1N3596	77		1N4734	120		1N5333	121	
1N3600	77, 82		1N4735	120		1N5334	121	
1N3604	77, 82		1N4736	120		1N5335	121	
1N3605	77, 82		1N4737	120		1N5336	121	
1N3606	77, 82		1N4738	120		1N5337	121	
1N3669	77		1N4739	120		1N5338	121	
1N3873	77		1N4740	120		1N5339	121	
1N3879	95, 96		1N4741	120		1N5340	121	
1N3879R	96		1N4742	120		1N5341	121	
1N3880	93, 95, 96		1N4743	120		1N5342	121	
1N3880R	96		1N4744	120		1N5343	121	
1N3881	93, 95, 96		1N4745	120		1N5344	121	
1N3881R	96		1N4746	120		1N5345	121	
1N3882	93, 95, 96		1N4747	120		1N5346	121	
1N3882R	96		1N4748	120		1N5347	121	
1N3883	95, 96		1N4749	120		1N5348	121	
1N3883R	96		1N4750	120		1N5349	121	
1N3889	95, 96		1N4751	120		1N5350	121	
1N3889R	96		1N4752	120		1N5351	121	
1N3890	95, 96		1N4753	120		1N5352	121	
1N3890R	96		1N4754	120		1N5353	121	
1N3891	95, 96		1N4755	120		1N5354	121	
1N3891R	96		1N4756	120		1N5355	121	
1N3892	95, 96		1N4757	120		1N5356	121	

Index to Semiconductors and Semiconductor Comparable Types

Type No.	Pages	Comparable Types	Type No.	Pages	Comparable Types	Type No.	Pages	Comparable Types
1N5357	121		1S411	97		1Z6.2	124	
1N5358	121		1S411R	97		1Z6.8	124	
1N5359	121		1S413	97		1Z7.5	124	
1N5360	122		1S413R	97		1Z8.2	124	
1N5361	122		1S415	97		1Z9.1	124	
1N5362	122		1S415R	97		1Z10	124	
1N5363	122		1S417	97		1Z11	124	
1N5364	122		1S417R	97		1Z12	124	
1N5365	122		1S419	97		1Z13	124	
1N5366	122		1S419R	97		1Z15	124	
1N5367	122		1S420	97		1Z16	124	
1N5368	122		1S420R	97		1Z18	124	
1N5369	122		1S421	97		1Z20	124	
1N5370	122		1S421R	97		1Z22	124	
1N5371	122		1S423	97		1Z24	124	
1N5372	122		1S423R	97		1Z27	124	
1N5373	122		1S425	97		1Z30	124	
1N5374	122		1S425R	97		1Z33	124	
1N5375	122		1S427	97		1ZC3.3	123	
1N5376	122		1S427R	97		1ZC3.6	123	
1N5377	122		1S920	82	HSP1920	1ZC3.9	123	
1N5378	122		1S921	82	HSP1921	1ZC4.3	123	
1N5391	95		1S922	82	HSP1922	1ZC4.7	123	
1N5392	95		1S923	82	HSP1923	1ZC5.1	123	
1N5393	95		1S924	82		1ZC5.6	123	
1N5394	95		1S940	82		1ZC6.2	123	
1N5395	95		1S941	82		1ZC6.8	123	
1N5396	95		1S942	82		1ZC7.5	123	
1N5397	95		1S951	82		1ZC8.2	123	
1N5398	96		1S952	82		1ZC9.1	123	
1N5399	96		1S953	82		1ZC10	123	
1N5400	91		1S960	82		1ZC11	123	
1N5401	91		1S961	82		1ZC12	123	
1N5402	91		1S2000 series	135		1ZC13	123	
1N5403	91		1S2000A	135		1ZC15	123	
1N5404	91		series			1ZC16	123	
1N5405	91		1S3000 series	135		1ZC18	123	
1N5406	91		1S3000A	135		1ZC20	123	
1N5407	91		series			1ZC22	123	
1N5408	91		1S4000 series	135		1ZC24	123	
1R5 series	103		1S4000A	135		1ZC27	124	
1R6 series	103		series			1ZC30	124	
1R30 series	103		1S5000 series	135		1ZC33	124	
1R31 series	103		1S5000A	135		1ZM3.3	122	
1R32 series	103		series			1ZM3.6	122	
1R33 series	103		1S5000C	135		1ZM3.9	122	
1R106 series	103		series			1ZM4.3	122	
1R122 series	103		1S5000R	135		1ZM4.7	122	
1R140 series	103		series			1ZM5.1	123	
1R141 series	103		1S5000RA	135		1ZM5.6	123	
1RC series	103		series			1ZM6.2	123	
1S020	97		1S6000 series	135		1ZM6.8	123	
1S021	97		1S6000A	135		1ZM7.5	123	
1S023	97		series			1ZM8.2	123	
1S025	97		1S6000R	135		1ZM9.1	123	
1S027	97		series			1ZM10	123	
1S44	82	HS1390	1S6000RA	135		1ZM11	123	
1S100	97		series			1ZM12	123	
1S101	97		1S7000 series	135		1ZM13	123	
1S103	97		1S7000A	135		1ZM15	123	
1S105	97		series			1ZM16	123	
1S107	97	BY127	1S7000B	135		1ZM18	123	
1S109	97		series			1ZM20	123	
1S111	82, 97	1N645	1SB series	98		1ZM22	123	
1S113	82, 97	1N647	1SX170	97		1ZM24	123	
1S115	97	1N649	1SX171	97		1ZM27	123	
1S117	97	BY127	1SX172	97		1ZM30	123	
1S120	82	HS3130	1SX173	97		1ZM33	123	
1S121	82	HS3132	1SX174	97		1ZM36	123	
1S130	82	HS3130	1SX175	97		1ZM39	123	
1S131	82	HS3131	1Z3.3	124		1ZM43	123	
1S132	82	HS3132	1Z3.6	124		1ZM47	123	
1S134	82	HS3134	1Z3.9	124		1ZM51	123	
1S150R06	100		1Z4.3	124		1ZM56	123	
1S150S08	100		1Z4.7	124		1ZM62	123	
1S150S10	100		1Z5.1	124		1ZM68	123	
1S410	97		1Z5.6	124		1ZM75	123	

Index to Semiconductors and Semiconductor Comparable Types

Type No.	Pages	Comparable Types	Type No.	Pages	Comparable Types	Type No.	Pages	Comparable Types
1ZM82	123		2N717	62		2N1711	43, 46, 49, 52, 59, 63	2N2219A
1ZM91	123		2N718	59, 62		2N1714	63	
1ZM100	123		2N718A	52, 59	GET2221	2N1715	63	
1ZM110	123		2N719	62		2N1716	63	
1ZM120	123		2N720	62	ME8002	2N1717	63	
1ZM130	123		2N720A	52, 62		2N1718	63	
1ZM150	123		2N722	36		2N1719	63	
1ZM160	123		2N726	38		2N1720	63	
1ZM180	123		2N727	38		2N1721	63	
1ZM200	123		2N731	62		2N1770	108	
1ZS3.3	122		2N743	46, 58		2N1771	108	
1ZS3.6	122		2N744	45, 58		2N1772	108	
1ZS3.9	122		2N753	45		2N1773	108	
1ZS4.3	122		2N760A	57		2N1774	108	
1ZS4.7	122		2N834	58		2N1775	108	
1ZS5.1	122		2N834A	59		2N1776	108	
1ZS5.6	122		2N869	35		2N1777	108	
1ZS6.2	122		2N869A	46, 58		2N1842A	106	
1ZS6.8	122		2N870	62		2N1843A	106	
1ZS7.5	122		2N871	62		2N1843B	108	
1ZS8.2	122		2N914	46, 59	MA9001	2N1844A	106	
1ZS9.1	122		2N915	58		2N1844B	108	
1ZS10	122		2N916	59	2N6000	2N1845A	106	
1ZS11	122		2N918	41, 48, 58, 61	ME2918	2N1846A	106	
1ZS12	122					2N1846B	108	
1ZS13	122		2N929	41, 45, 48, 57, 62	ZTX331	2N1847A	106	
1ZS15	122					2N1848A	106	
1ZS16	122		2N930	41, 45, 48, 57, 62	GET930	2N1848B	108	
1ZS18	122					2N1849A	106	
1ZS20	122		2N956	59, 62		2N1849B	108	
1ZS22	122		2N978	36		2N1850A	107	
1ZS24	122		2N995	35		2N1850B	108	
1ZS27	122		2N997	69		2N1889	46, 59, 63	
1ZS30	122		2N998	69		2N1890	46, 59, 63	
1ZS33	122		2N999	69		2N1893	46, 52, 59, 63	MA8002
1ZS36	122		2N1064	40				
1ZS39	122		2N1131	30, 32, 33, 39	2N2904	2N1907	40	
1ZS43	122					2N1908	40	
1ZS47	122		2N1132	30, 32, 33, 36, 39	2N2904	2N1909	102	
1ZS51	122					2N1910	102	
1ZS56	122		2N1132A	36		2N1911	102	
1ZS62	122		2N1302	28	2N1304	2N1912	102	
1ZS68	122		2N1303	26	2N1351	2N1913	102	
1ZS75	122		2N1304	28		2N1914	102	
1ZS82	122		2N1305	26	2N2171	2N1915	102	
1ZS91	122		2N1306	28	2N1308	2N1916	102	
1ZS100	122		2N1307	26	2N1309	2N1936	66	
			2N1308	28	2N636A	2N1937	66	
			2N1309	26		2N1986	59	
2N327A	38		2N1420	46, 59, 63		2N1987	59	
2N328A	38		2N1479	43, 47, 53		2N1990	59	
2N329A	38		2N1480	43, 47, 53		2N2015	56	
2N657	59		2N1481	44, 47, 53		2N2016	56	
2N681	102, 106		2N1482	44, 47, 53		2N2023	102	
2N682	102, 106		2N1483	44, 53	D44C5	2N2024	102	
2N683	102, 106		2N1484	44, 53		2N2025	102	
2N684	102, 106		2N1485	44, 53		2N2026	102	
2N685	102, 106		2N1486	44, 53		2N2027	102	
2N686	102, 106		2N1487	44, 55		2N2028	102	
2N687	102, 106		2N1488	44, 55		2N2029	102	
2N688	102, 106		2N1489	45, 55		2N2030	102	
2N689	102, 106		2N1490	45, 55		2N2049	59	
2N690	102, 106		2N1507	63	2N2219A	2N2060	68, 70, 71	
2N691	102		2N1595	107		2N2060A	70	
2N692	102		2N1596	107		2N2102	52	
2N696	50, 59, 63	MA6101	2N1597	107		2N2120	44	
2N697	46, 50, 52, 59, 63	GET2221	2N1598	107		2N2150	65	
			2N1599	108		2N2151	65	
2N698	59, 63	D40D7	2N1600	108		2N2192	63	BSY84
2N699	52, 59, 63	BSY55	2N1601	108		2N2192A	63	BSY84
2N699B	60		2N1602	108		2N2193	63	BSY83
2N706	42, 45, 58	GET706	2N1603	108		2N2193A	47, 63	BSY83
2N706A	42, 45		2N1604	108		2N2194	63	
2N707	58		2N1613	43, 46, 49, 52, 59, 63	AF181, 2N6014	2N2194A	63	BSY83
2N708	43, 46, 58	2N743				2N2205	42, 58	
2N709	42, 58	MA9002	2N1700	43		2N2206	42	
2N709A	59		2N1701	44				



Index to Semiconductors and Semiconductor Comparable Types

Type No.	Pages	Comparable Types	Type No.	Pages	Comparable Types	Type No.	Pages	Comparable Types
2N2217	52, 63		2N2903A	70		2N3244	39	
2N2217A	52		2N2904	31, 32, 33,	GET2904	2N3245	39	
2N2218	47, 52, 59, 63			36, 39		2N3250	35	
2N2218A	47, 52, 59, 63	2N2219A	2N2904A	31, 32, 33,	2N2905A	2N3251	35	
2N2219	47, 52, 59, 63	2N2218A		36, 39		2N3252	64	
2N2219A	47, 52, 59, 63	GET2222A	2N2905	31, 32, 33,	GET2905	2N3253	60, 64	
2N2220	52, 62	2N2221A		36, 39		2N3263	55, 65	
2N2220A	52		2N2905A	31, 32, 33,		2N3264	55, 65	
2N2221	46, 52, 59	2N2222		36, 39		2N3265	56, 66	
2N2221A	46, 52, 59, 62		2N2906	31, 32, 33,	2N2907A	2N3266	56, 66	
2N2222	46, 52, 59, 62	2N2222A		36, 38		2N3275A	64	
2N2222A	46, 52, 59,	2N2219A	2N2906A	31, 32, 33,	2N2904A	2N3299	59	
	60, 63			36, 38		2N3300	59	
2N2223	68, 69, 71		2N2907	31, 32, 33,	2N2905A	2N3301	45, 58	
2N2223A	68, 69, 71			36, 38		2N3302	45, 58	
2N2243	63		2N2907A	31, 32, 33,	ME0401	2N3303	59, 63	
2N2243A	63			36, 38		2N3304	38	
2N2270	44, 52		2N2913	71		2N3329	74	
2N2297	47, 50, 52, 59		2N2914	71		2N3330	74	
2N2338	56		2N2915	70, 71		2N3331	74	
2N2368	46, 51, 59	2N2369	2N2916	70, 71		2N3332	74	
2N2369	46, 49, 51, 59	2N3227	2N2917	70, 71		2N3347	71	
2N2369A	46, 49, 51, 59	2N2369	2N2918	70, 71		2N3348	71	
2N2386	75		2N2919	70, 71		2N3349	71	
2N2405	52		2N2920	70, 71		2N3350	71	
2N2410	50		2N2920A	70		2N3351	71	
2N2411	38		2N2938	42		2N3352	71	
2N2412	38		2N2944	38		2N3375	50	
2N2432	62		2N2945	38		2N3410	70	
2N2453	70		2N2946	38		2N3411	70	
2N2475	42, 59		2N2972	71		2N3418	44, 63	
2N2476	43		2N2973	71		2N3419	44, 63	
2N2477	43		2N2974	71		2N3420	44, 63	
2N2483	51, 57, 62		2N2975	71		2N3421	44, 63	
2N2484	51, 57, 62		2N2976	71		2N3423	70	
2N2497	74, 75		2N2977	71		2N3424	70	
2N2498	74, 75		2N3001	108		2N3426	59	
2N2499	74, 75		2N3002	108		2N3439	44, 53	
2N2500	75		2N3003	108		2N3440	44, 53	
2N2537	64		2N3004	108		2N3441	44, 48, 55	
2N2538	64		2N3005	108		2N3442	45, 48, 51,	
2N2539	62		2N3006	108			56, 60	
2N2540	62		2N3007	108		2N3444	57, 64	
2N2580	48		2N3008	108		2N3494	39	
2N2581	48		2N3012	38		2N3495	39	
2N2582	48		2N3013	59		2N3496	38	
2N2583	48		2N3019	59		2N3497	38	
2N2586	57		2N3020	59		2N3502	36, 39	
2N2604	38		2N3021	40		2N3503	36, 39	
2N2605	38		2N3022	40		2N3504	36, 38	
2N2608	74		2N3023	40		2N3505	36, 38	
2N2609	74		2N3024	40		2N3525	107	
2N2639	70, 71		2N3025	40		2N3528	107	
2N2640	71		2N3026	40		2N3529	107	
2N2641	71		2N3036	63		2N3551	65	
2N2642	70, 71		2N3052	71		2N3552	65	
2N2643	70, 71		2N3053	43, 50, 52, 57	BSY84	2N3553	44, 50	
2N2644	71		2N3054	48, 53	BUY38	2N3555	108	
2N2896	38		2N3055	45, 48, 51,	BDX10	2N3556	108	
2N2708	41			52, 56, 60		2N3557	108	
2N2802	71		2N3055C	61		2N3558	108	
2N2803	71		2N3055U	61		2N3559	108	
2N2804	71		2N3055V	61		2N3560	108	
2N2805	71		2N3073	35		2N3561	108	
2N2806	71		2N3079	48		2N3562	108	
2N2807	71		2N3080	48		2N3570	61	
2N2857	41		2N3107	59		2N3571	61	
2N2865	62		2N3108	59		2N3572	61	
2N2876	44		2N3109	59		2N3576	38	
2N2880	65		2N3110	59		2N3583	44, 54	
2N2883	64		2N3114	61		2N3584	44, 54	
2N2884	64		2N3117	57, 62		2N3585	44, 54	
2N2894	29, 31, 35		2N3121	35		2N3600	41	
2N2895	52		2N3133	32		2N3632	44, 50	
2N2896	52		2N3134	32		2N3634	36, 61	
2N2897	52		2N3209	31, 35		2N3635	36, 61	
2N2903	70		2N3228	107		2N3636	36, 61	

Index to Semiconductors and Semiconductor Comparable Types

Type No.	Pages	Comparable Types	Type No.	Pages	Comparable Types	Type No.	Pages	Comparable Types
2N3637	36, 61		2N3902	48, 66		2N4399	40	
2N3650	107		2N3909	74		2N4416	75	
2N3651	107		2N3930	36		2N4416A	75	
2N3652	107		2N3931	36		2N4427	50, 58	
2N3653	107		2N3962	31, 35, 38		2N4428	43	
2N3654	107		2N3963	31, 35, 38		2N4429	43	
2N3655	107		2N3964	31, 35, 38		2N4430	44	
2N3656	107		2N3965	31, 38		2N4431	44	
2N3657	107		2N3970	75		2N4445	74	
2N3658	107		2N3971	75		2N4446	74	
2N3668	107		2N3972	75		2N4447	74	
2N3669	107		2N3993	74		2N4448	74	
2N3670	107		2N3994	75		2N4854	72	
2N3680	70, 71		2N3996	64		2N4855	72	
2N3702	38	BSV48B	2N3997	64		2N4856	75	
2N3703	38	BSV48A	2N3998	64		2N4856A	75	
2N3704	62	2N2222	2N3999	64		2N4857	75	
2N3705	62	2N2221	2N4000	44		2N4857A	75	
2N3706	62	2N2221	2N4001	44		2N4858	75	
2N3707	62	ZTX330, BC107	2N4002	64, 66		2N4858A	75	
2N3708	62	FOS101, BC107	2N4003	64, 66		2N4859	75	
2N3709	62	FOZ101, BC107	2N4004	65		2N4859A	75	
2N3710	62	FOS101, BC107	2N4005	65		2N4860	75	
2N3711	62	FOS101, BC107	2N4010	62		2N4860A	75	
2N3713	64	2N3715	2N4013	59		2N4861	75	
2N3714	64	2N3716	2N4014	59		2N4861A	75	
2N3715	64	2N3716	2N4015	70		2N4901	39	
2N3716	64	BDX11	2N4023	70		2N4902	39	
2N3719	39		2N4025	70		2N4903	39	
2N3720	39		2N4030	31, 36		2N4913	66	
2N3724	47, 60, 63		2N4031	31, 36		2N4914	66	
2N3725	47, 60, 63		2N4032	31, 36		2N4915	66	
2N3726	70		2N4033	31, 36		2N4998	65	
2N3733	44		2N4034	35		2N4999	40	
2N3771	48, 56		2N4035	36		2N5000	65	
2N3772	48, 56		2N4036	33	BFR23	2N5001	40	
2N3773	48, 56	BDX50	2N4037	33		2N5002	65	
2N3789	39	2N3790	2N4040	44		2N5003	40	
2N3790	39	2N3792	2N4041	44		2N5004	65	
2N3791	39	2N3792	2N4046	47, 59		2N5005	40	
2N3792	39	MJ2941	2N4047	47, 59		2N5038	56, 66	
2N3798	38		2N4058	37, 38	BC261	2N5039	56	
2N3799	38		2N4059	37, 38	BC261C	2N5045	74	
2N3806	71		2N4060	37, 38	BC261A	2N5046	74	
2N3807	71		2N4061	37, 38		2N5047	74	
2N3808	71		2N4062	37, 38		2N5058	64	
2N3809	71		2N4063	53		2N5059	64	
2N3810	71		2N4064	53		2N5109	60	
2N3811	71		2N4091	75		2N5147	39	
2N3819	74	MPF105	2N4092	75		2N5148	64	
2N3820	74	2N3822	2N4093	75		2N5149	39	
2N3821	74		2N4101	107		2N5150	64	
2N3822	74		2N4102	107		2N5151	39	
2N3823	72, 74	2N3822	2N4103	107		2N5152	64	
2N3824	74	BC107	2N4107	61		2N5153	39	
2N3825	62		2N4127	44		2N5154	64	
2N3826	61, 70		2N4128	44		2N5157	48, 66	
2N3827	61		2N4134	58		2N5202	54	
2N3829	38		2N4135	58		2N5204	102	
2N3830	64		2N4220	74		2N5205	102	
2N3831	64		2N4220A	74		2N5206	103	
2N3832	61		2N4221	74		2N5207	103	
2N3838	71		2N4221A	74		2N5239	55	
2N3846	66		2N4222	74		2N5240	55	
2N3847	66		2N4222A	74		2N5241	48	
2N3866	43, 50, 57		2N4240	54, 65		2N5245	75	
2N3870	107		2N4252	61		2N5246	75	
2N3871	107		2N4300	64		2N5247	75	
2N3872	107		2N4301	64, 65		2N5248	74	
2N3873	107		2N4314	33		2N5253	61	
2N3878	54		2N4347	48, 51, 56, 60		2N5293	54	
2N3879	54		2N4348	48, 56		2N5294	54	
2N3894	38		2N4358	36		2N5295	54	
2N3896	107		2N4391	75		2N5296	54	
2N3897	107		2N4392	75		2N5297	54	
2N3898	107		2N4393	75		2N5298	54	
2N3899	107		2N4398	40		2N5301	66	

Index to Semiconductors and Semiconductor Comparable Types

Type No.	Pages	Comparable Types	Type No.	Pages	Comparable Types	Type No.	Pages	Comparable Types
2N5302	66		2N6077	54		2S104	62	
2N5303	66		2N6078	54		2S301	37	
2N5320	53, 57		2N6079	54		2S302	37	
2N5321	53, 57		2N6098	55, 60		2S303	37	
2N5322	34, 35		2N6099	55, 60		2S304	37	
2N5323	34, 35		2N6100	55, 60		2S305	37	
2N5333	39		2N6101	55, 60		2S306	37	
2N5384	39		2N6102	55		2S307	37	
2N5385	39		2N6103	55		2S321	37	
2N5386	39		2N6106	34		2S322	37	
2N5387	64		2N6107	34		2S323	37	
2N5388	64		2N6108	34		2S324	37	
2N5389	64		2N6109	34		2S325	37	
2N5399	62		2N6110	34		2S326	37	
2N5413	64		2N6111	34		2S327	37	
2N5414	64		2N6127	40		2S501	62	
2N5415	34		2N6128	66		2S502	62	
2N5416	34		2N6175	53		2S503	62	
2N5441	111		2N6176	53		2S721	65	
2N5442	111		2N6177	53		2S722	66	
2N5443	112		2N6178	53		2S723	66	
2N5444	112		2N6179	54		2S724	66	
2N5445	112		2N6180	34		2S731	62	
2N5446	112		2N6181	34		2S732	62	
2N5490	55		2N6211	34		2S733	62	
2N5491	55		2N6212	34		2S3010	37	
2N5492	55		2N6213	34		2S3020	37	
2N5493	55		2N6214	34		2S3021	37	
2N5494	55		2N6246	34		2S3021A	37	
2N5495	55		2N6247	34		2S3030	38	
2N5496	55		2N6248	34		2S3040	38	
2N5497	55		2N6249	34, 56		2S3210	37	
2N5525	70		2N6250	56		2S3220	37	
2N5526	70		2N6251	56		2S3221	37	
2N5533	39		2N6253	48, 56		2S3221A	37	
2N5549	74		2N6254	56		2S3230	38	
2N5567	112		2N6257	47, 56		2S3240	38	
2N5568	112		2N6259	56				
2N5569	112		2N6260	48, 54				
2N5570	112		2N6261	55		3B30L series	100	
2N5571	112		2N6262	56		3B60L series	100	
2N5572	112		2N6263	48, 55		3F series	90	
2N5573	112		2N6264	55		3N124	73	
2N5574	112		2N6270	66		3N125	73	
2N5575	56		2N6271	56, 66		3N128	73	
2N5578	56		2N6272	66		3N138	73	
2N5671	56		2N6273	66		3N139	73	
2N5672	56		2N6288	54		3N140	73	
2N5683	40		2N6289	54		3N141	73	
2N5684	40		2N6290	54		3N142	73	
2N5685	66		2N6291	54		3N143	73	
2N5686	66		2N6292	54		3N149	73	
2N5754	112		2N6322	66		3N152	73	
2N5755	112		2N6323	66		3N153	73	
2N5756	112		2N6324	66		3N154	73	
2N5757	112		2N6325	66		3N159	73	
2N5758	66		2N6354	56		3N160	74	
2N5759	66		2N6372	54		3N161	74	
2N5760	66		2N6373	54		3N174	74	
2N5781	33		2N6374	54		3N187	73	
2N5782	33		2N6383	69		3N200	73	
2N5783	33		2N6384	69		3N201	74	
2N5804	55		2N6385	69		3N202	74	
2N5805	55		2N6386	69		3N203	74	
2N5838	55		2N6387	69		3N204	74	
2N5839	55		2N6388	69		3N205	74	
2N5840	55		2N6496	56		3N206	74	
2N5938	65		2N6500	54		3N211	74	
2N5939	65		2S024	66		3N212	74	
2N5940	65		2S025	66		3N213	74	
2N5954	34		2S026	66		3RC	103	
2N5955	34		2S033	64		3SB series	98	
2N5956	34		2S034	64		3Z3.3	124	
2N6032	56		2S035	64		3Z3.6	124	
2N6033	56		2S036	64		3Z3.9	124	
2N6055	69		2S102	62		3Z4.3	124	
2N6056	69		2S103	62		3Z4.7	124	

Index to Semiconductors and Semiconductor Comparable Types

Type No.	Pages	Comparable Types	Type No.	Pages	Comparable Types	Type No.	Pages	Comparable Types
3Z5.1	124		7B series	98		106F	105	
3Z5.6	124					106M	105	
3Z6.2	124					106Q	105	
3Z6.8	124		8RCM series	103		106Y	105	
3Z7.5	124					107A	105	
3Z8.2	124					107B	105	
3Z9.1	124		9T series	99		107C	105	
3Z10	124					107D	105	
3Z11	124					107E	105	
3Z12	124		10B series	90, 98		107F	105	
3Z13	124		10D series	90		107M	105	
3Z15	124		10DB series	98		107Q	105	
3Z16	124		10DC series	98		108A	105	
3Z18	124		10RC series	103		108B	105	
3Z20	124		10Z3.3	125		108C	105	
3Z22	124		10Z3.6	125		108D	105	
3Z24	124		10Z3.9	125		108E	105	
3Z27	124		10Z4.3	125		108F	105	
3Z30	124		10Z4.7	125		108M	105	
3Z33	124		10Z5.1	125		108Q	105	
			10Z5.6	125		108Y	105	
			10Z6.2	125		185CQY	83	
4RCM	103		10Z6.8	125				
4T series	99		10Z7.5	125				
			10Z8.2	125		200AC40	109	
			10Z9.1	125		200AC60	109	
5ZS3.3	124		10Z10	125		200AC80	109	
5ZS3.6	124		10Z11	125		200AC100	109	
5ZS3.9	124		10Z12	125				
5ZS4.3	124		10Z13	125				
5ZS4.7	124		10Z15	125		410	55	
5ZS5.1	124		10Z16	125		411	55	
5ZS5.6	124		10Z18	125		413	55	
5ZS6.0	124		10Z20	125		423	55	
5ZS6.2	125		10Z22	125		431	55	
5ZS6.8	125		10Z24	126				
5ZS7.5	125		10Z27	126				
5ZS8.2	125		10Z30	126		81OPLY/A	50	
5ZS8.7	125		10Z33	126				
5ZS9.1	125							
5ZS10	125					40084	52	
5ZS11	125		12F series	90		40216	106	
5ZS12	125		12RCM series	103		40250	53	
5ZS13	125		12T series	99		40251	60	
5ZS14	125					40309	52	
5ZS15	125					40311	52	
5ZS16	125		16F series	90		40313	54	
5ZS17	125		16RC series	103		40314	52	
5ZS18	125					40315	52	
5ZS19	125					40316	53	
5ZS20	125		22 series	103		40317	52	
5ZS22	125		25B series	98		40318	54	
5ZS24	125		26MB series	98		40319	33	
5ZS25	125					40320	52	
5ZS27	125					40321	53	
5ZS28	125		30S series	90		40322	54	
5ZS30	125					40323	53	
5ZS33	125					40324	55	
5ZS36	125		40B series	98		40325	55	
5ZS39	125					40326	53	
5ZS43	125					40327	53	
5ZS47	125		60AC40	109		40328	54	
5ZS51	125		60AC60	109		40346	53	
5ZS56	125		60AC80	109		40347	53	
5ZS60	125		60AC100	109		40348	53	
5ZS62	125		60S series	90		40349	53	
5ZS68	125					40360	53	
5ZS75	125					40361	53	
5ZS82	125		100AC40	109		40362	33	
5ZS87	125		100AC60	109		40363	54	
5ZS91	125		100AC80	109		40364	54	
5ZS100	125		100AC100	109		40366	53	
			106A	105		40367	53	
			106B	105		40368	53	
6Fseries	90		106C	105		40369	55	
6SB series	98		106D	105		40372	53	
6T series	99		106E	105		40373	55	

Index to Semiconductors and Semiconductor Comparable Types

Type No.	Pages	Comparable Types	Type No.	Pages	Comparable Types	Type No.	Pages	Comparable Types
40374	54		40640	106		40759	106	
40375	54		40641	106		40760	106	
40385	53		40642	94		40761	110	
40389	53		40643	94		40762	110	
40390	53		40644	94		40766	109	
40391	33		40654	105		40767	110	
40392	53		40655	105		40768	106	
40394	33		40656	105		40769	109	
40406	33		40657	105		40770	109	
40407	53		40658	105		40771	109	
40408	53		40659	105		40772	109	
40409	53		40660	111		40775	110	
40411	55		40661	111		40776	110	
40412	53		40662	111		40777	110	
40429	110		40663	111		40778	110	
40430	110		40668	110		40779	110	
40467A	73		40669	110		40780	110	
40468	73		40670	110, 111		40781	110	
40468A	73		40671	111		40782	110	
40502	110		40672	111		40783	110	
40503	110		40673	73		40784	110	
40504	105		40680	106		40785	110	
40505	105		40681	106		40786	110	
40506	105		40682	106		40787	111	
40525	109		40683	106		40788	111	
40526	109		40684	110		40789	111	
40527	109		40685	110		40790	111	
40528	109		40686	110		40791	111	
40529	109		40687	110		40792	111	
40530	109		40688	111		40793	111	
40531	109		40689	111		40794	111	
40532	109		40690	111		40795	110	
40533	110		40691	109		40796	110	
40534	110		40692	109		40797	110	
40535	110		40693	110		40798	110	
40536	110		40694	110		40799	110	
40537	33		40695	110		40800	111	
40538	34		40696	109		40801	111	
40539	53		40697	109		40802	110	
40544	53		40698	109		40803	110	
40553	105		40699	111		40804	110	
40554	105		40702	111		40805	111	
40555	106		40703	111		40806	111	
40559	73		40704	111		40807	111	
40559A	73		40705	111		40814	53	
40575	111		40706	111		40815	33	
40576	111		40707	111		40816	55	
40594	53		40708	111		40817	34	
40595	34		40709	111		40819	73	
40600	73		40710	111		40820	73	
40601	73		40711	110		40821	73	
40602	73		40712	110		40822	73	
40603	73		40713	110		40823	73	
40604	73		40714	110		40833	105	
40609	33		40715	111		40834	105	
40610	53		40716	111		40835	105	
40611	53		40717	110		40840	55	
40613	54		40718	110		40842	110	
40614	34		40719	110		40850	54	
40615	53		40720	110		40851	55	
40616	53		40721	110		40852	55	
40618	53		40722	110		40853	55	
40619	34		40727	110		40854	56	
40620	53		40728	110		40867	105	
40621	54		40729	110		40868	105	
40622	54		40730	110		40869	105	
40624	55		40735	106		40871	54	
40625	53		40749	106		40873	54	
40627	55		40750	106		40874	34	
40628	53		40751	106		40875	54	
40629	54		40752	106		40876	34	
40630	54		40753	106		40884	55	
40631	54		40754	106		40888	106	
40632	55		40755	106		40889	106	
40634	33		40756	106		40890	94	
40635	53		40757	106		40891	94	
40636	55, 61		40758	106		40892	94	

Index to Semiconductors and Semiconductor Comparable Types

Type No.	Pages	Comparable Types	Type No.	Pages	Comparable Types	Type No.	Pages	Comparable Types
40893	56		AAY11	80		BA102	80, 82	HC7006
40900	110		AAY30	80		BA128	81	
40901	110		AAY32	80		BA130	75, 81	HS9078
40902	110		AAY33	80		BA145	80	HS3104
40910	54		AAZ13	80		BA148	80, 82	
40911	55		AAZ15	80		BA157	79	
40912	55		AAZ17	80		BA158	79	
40913	53		AC107N	28	AC113	BA159	79	
40916	111		AC127	28, 29	NKT781	BA160	79	
40917	111		AC128	26, 28	NKT302	BA170	79	
40918	111		AC176	28, 29	2N1711	BA180	81	
40919	111		AC187	28, 29		BA181	81	
40920	111		AC188	26, 28	AC153	BA182	80, 83	
40921	111		ACY17	27	NKT237	BA200	79	
40922	111		ACY18	27	NKT227	BA201	79	
40923	111		ACY19	27	NKT227	BA202	79	
40924	111		ACY20	27	NKT240	BA203	79	
40925	111		ACY21	27	NKT228	BA225	77	
40926	111		ACY22	27	NKT261	BA226	77	
40927	111		ACY23	27		BA243	79	
40937	106		ACY27	26		BA244	79	
40938	106		ACY28	26	NKT734	BA314	80	
40942	105		ACY29	26	NKT137	BA316	80	
40943	105		ACY30	26		BA317	80	
40944	105		ACY31	26		BA318	80	
40945	105		ACY34	26		BAV10	80, 81	
40952	106		ACY35	26		BAV18	80	
40956	94		ACY36	26		BAV19	80	
40957	94		ACY40	27	ACY39	BAV20	80	
40958	94		ACY50	26		BAV21	80	
40959	94		AD142	28	NKT402	BAV44	80	
40960	94		AD143	28	NKT402	BAV45	80	
40979	54		AD143R	28		BAV47	81	
40986	53		AD149	26, 28	NKT45251	BAV48	81	
40987	34		AD161	28, 29	2N4077	BAV49	81	
40988	56		AD162	26, 28	2N4078	BAW21	79	
40990	53		AD262	28		BAW28	75	
40991	54		AD263	28		BAW62	80	
40992	34		AF106	27		BAW63	77	
40998	53		AF109R	27	AF139	BAW63A	77	
40999	34		AF139	27	AF186	BAW63B	77	
41012	56		AF239	27	2N3320	BAW74	77	
41013	56		AF239S	27	AF239	BAW64	77	
41014	110		ASY26	26	ACY29	BAW66	78	
41015	110		ASY27	26	ASY30	BAW67	78	
41029	111		ASY28	28		BAW68	78	
41030	111		ASY29	28		BAX12	80	
41031	111		ASY74	28		BAX13	75, 79, 80,	
41032	111		AU106	27			81, 83	
41033	111		AU107	28		BAX16	79, 80, 81	
41034	111		AU108	28		BAX17	80	
41035	111		AU108F	28		BAX78	75, 80	
41036	111		AU110	28		BAY17	79	HSP1012
41037	111		AU111	27		BAY18	79	HSP1010
44001	93		AU112	27		BAY31	75, 81	HS1392
44002	93		AU113	27		BAY36	75, 81	HS9009
44003	93		AY102	81		BAY38	75	HS9008
44004	93		AY103K	81		BAY71	76, 81	
44005	94		AY104	81		BAY72	81	
44006	94		AY105K	81		BAY74	76, 81	
44007	94		AY106	81		BB105B	80	
44933	94					BB105G	80	
44934	94					BB110	80	
44935	94					BB113	80	
44936	94		B40C1500	99		BB121A	79	
44937	94		B40C3200-			BB121B	79	
44938	94		2200	99		BB122	79	
			B40C5000-			BB139	79	
			3000	99		BB141A	79	
A5T6449	73		B80C1500	99		BB141B	79	
A5T6450	73		B80C3200-			BB142	79	
A6F series	90		2200	99		BBY17	78	
A10D series	90		B80C5000-			BBY18	78	
A12F series	90		3000	99		BBY19	78	
AA119	80, 82		B125C1500	99		BBY20	78	
AA143	79	HG5063, OA79	B250C1500	99		BBY21	78	
AA144	79		B500C1500	99		BBY22	78	

Index to Semiconductors and Semiconductor Comparable Types

Type No.	Pages	Comparable Types	Type No.	Pages	Comparable Types	Type No.	Pages	Comparable Types
BC107	49, 51, 58, 62, 67	BC182L	BC213	38		BC341-6	46	
BC107A	45		BC213L	38		BC341-10	46	
BC107B	45		BC213L-T05	38		BC360-6	31	
BC108	49, 51, 58, 62, 67	BC183L	BC214	38	BC261B	BC360-10	31	
BC108A	45		BC214L	38		BC360-16	31	
BC108B	45		BC214L-T05	38		BC361-6	31	
BC108C	45		BC237A	45		BC361-10	31	
BC109	49, 51, 58, 62, 67	BC184L	BC237B	45		BC377	49, 59	
BC109B	45		BC238A	45		BC378	49, 59	
BC109C	45		BC238B	45		BC393	36	
BC113	58	BC118	BC238C	45		BC394	59	
BC114	58	BC113	BC239B	45		BC429	64	
BC115	58	BC113	BC239C	45		BC429A	64	
BC116A	35		BC250A	30		BC430	39	
BC119	59	MA8001	BC250B	30		BC430A	39	
BC120	59		BC250C	30		BC440	60	
BC125	58		BC251A	30		BC441	60	
BC126	35	2N4027	BC251B	30		BC460	36	
BC140	59	BC440	BC251C	30		BC461	36	
BC140-6	46		BC252A	30		BC477	35	
BC140-10	46		BC252B	30		BC478	35	
BC140-16	46		BC252C	30		BC479	35	
BC141	59	BC441	BC253A	30		BC547	49	
BC141-6	46		BC253B	30		BC548	49	
BC141-10	46		BC253C	30		BC549	49	
BC141-16	46		BC256A	30		BC557	32	
BC142	61	BFX85	BC256B	30		BC558	32	
BC143	36	BC141	BC256LA	73		BC559	32	
BC147	49, 67	BC107	BC256LB	73		BCW29R	32	
BC148	49, 67	BC147	BC256LC	73		BCW30R	32	
BC149	49, 67	BC148	BC260A	30		BCW31R	49	
BC153	35	BC154	BC260B	30		BCW32R	49	
BC154	35	BC157	BC260C	30		BCW33R	49	
BC157	32, 40	BC261	BC261A	30		BCW34	61	
BC158	32, 40	BC157	BC261B	30		BCW35	37	
BC159	32, 40	BC160	BC261C	30		BCW69R	32	
BC160-6	31		BC262A	30		BCW70R	32	
BC160-10	31		BC262B	30		BCW71R	49	
BC160-16	31		BC262C	30		BCW72R	49	
BC161-6	31		BC263A	30		BCX17	32	
BC161-10	31		BC263B	30		BCX18	31	
BC161-16	31		BC263C	30		BCX19	49	
BC170A	45		BC264L	73		BCX20	49	
BC170B	45		BC264LA	73		BCX21	68	
BC170C	45		BC264LB	73		BCX31	50	
BC171A	45		BC264LC	73		BCX32	50	
BC171B	45		BC264LD	73		BCX33	50	
BC172A	45		BC266A	30		BCX34	50	
BC172B	45		BC266B	30		BCX35	32	
BC172C	45		BC288	59		BCX36	32	
BC173B	45		BC297	36		BCX37	32	
BC173C	45		BC298	36		BCY30	32, 36	BCY32
BC174A	45		BC300	60, 61	BD139	BCY31	32, 36	BCY30
BC174B	45		BC301	60, 61	BC300	BCY32	32, 36	BCY31
BC177	35, 37	BC107	BC302	60, 61	BC301	BCY33	32, 36	BCY34
BC178	35, 37	BC177	BC303	36, 37	BD138	BCY34	32, 36	
BC179	35, 37	BC178	BC304	36, 37		BCY38	32	BCY40
BC181	37		BC307A	30		BCY39	32	
BC181A	37		BC307B	30		BCY40	32	BC303
BC182	62	MA4101	BC307C	30		BCY42	41	BCY43, BC107
BC183	62	MA4101	BC308A	30		BCY43	41, 45	ZTX302
BC184	62	MA4101	BC308B	30		BCY49	32	
BC190A	45		BC308C	30		BCY54	32	
BC190B	45		BC309A	30		BCY58	57	BCY57
BC192	31		BC308B	30		BCY58A	45	BCY58
BC204	35		BC309C	30		BCY58B	45	
BC205	35		BC312	61		BCY58C	46	
BC206	35		BC323	59		BCY58D	46	
BC207	58	BC107	BC325	37		BCY59	57	BC212L
BC208	58	BC108	BC326	37		BCY59A	46	
BC209	58	BC109	BC327	31, 32	BC160	BCY59B	46	
BC212	38		BC328	31, 32	BC327	BCY59C	46	
BC212L	38	BC266B	BC337	46, 67		BCY59D	46	
BC212L-T05	38		BC338	46, 67	BC337	BCY70	31, 32, 33, 37	BCY71
			BC340-6	46				
			BC340-10	46				
			BC340-16	46				

Index to Semiconductors and Semiconductor Comparable Types

Type No.	Pages	Comparable Types	Type No.	Pages	Comparable Types	Type No.	Pages	Comparable Types
BCY71A	31		BD244C	34		BDX61	61	
BCY72	31, 32, 33	BC212L	BD253	65		BDX62	69	
	37		BD253A	65		BDX62A	69	
BCY78A	30		BD253B	65		BDX62B	69	
BCY78B	30		BD253C	65		BDX63	68	
BCY78C	30		BD262	69		BDX63A	68	
BCY78D	30		BD262A	69		BDX63B	68	
BCY79A	30		BD262B	69		BDX64	69	
BCY79B	30		BD263	68		BDX64A	69	
BCY79C	31		BD263A	68		BDX65	68	
BCY87	69		BD263B	68		BDX65A	68	
BCY88	69		BD266	69		BDX66	69	
BCY89	69		BD266A	69		BDX66A	69	
BCZ11	36	2S323	BD267	68		BDX67	68	
BD111A	60		BD267A	68		BDX67A	68	
BD117	60		BD277	34		BDX70	60	
BD120	60		BD278	55		BDX71	60	
BD121	60		BD281	60		BDX72	60	
BD122	60		BD282	36		BDX73	60	
BD124	50, 67	BDY60	BD283	60		BDX77	51	
BD131	50, 67	BDY61	BD284	36		BDX78	33	
BD132	33, 41		BD285	60		BDY10	48	BDY11
BD133	50, 67		BD286	36		BDY11	48	2N3055
BD135	50, 64, 67	BD137	BD320A	68		BDY20	51, 52, 67	BD130
BD136	33, 39, 40	BD140	BD320B	68		BDY38	51	BDY20
BD137	50, 64, 67	BD139	BD320C	68		BDY63	65	
BD138	33, 39, 40	BD140	BD321A	68		BDY64	66	
BD139	50, 64, 67		BD321B	68		BDY65	64	
BD140	33, 39, 40		BD321C	68		BDY66	65	
BD141	60		BD322A	68		BDY67	40	
BD142	60		BD322B	68		BDY68	40	
BD150A	61		BD322C	68		BDY69	40	
BD150B	61		BD323A	68		BDY70	39	
BD150C	61		BD323B	68		BDY71	52	
BD160	50, 67		BD323C	68		BDY90	51	
BD162	60		BD375	60		BDY91	51	
BD163	60		BD376	36		BDY92	51	
BD181	51, 67		BD377	60		BDY93	51	
BD182	51, 67		BD378	36		BDY94	51	
BD183	51, 67		BD379	60		BDY95	51	
BD184	51, 67		BD380	36		BDY96	51	
BD201	51, 67		BD400	65		BDY97	51	
BD202	33, 41		BD410	65		BDY98	51	
BD203	51, 67		BD433	51, 60		BF115	49, 67	BF126
BD204	33, 41		BD434	33, 36		BF121	46	
BD215	60		BD435	51		BF123	46	
BD216	60		BD436	33		BF125	46	
BD232	67		BD437	51		BF127	46	
BD233	50		BD438	33		BF155	58	
BD234	33, 41		BD461	65		BF158	58	BF159
BD235	50, 67		BD462	40		BF160	58	BF161
BD236	33, 41		BD463	65		BF161	58	
BD237	50, 67		BD464	40		BF166	58	
BD238	33, 41		BD466	71		BF167	48, 58, 67	BF261
BD239	54		BD477	70		BF173	48, 58, 67	BF306
BD239A	54		BD663A	60		BF177	61	
BD239B	54		BD663B	60		BF178	61	
BD239C	54		BDX10	60		BF179	61	
BD240	34		BDX11	60		BF180	49, 67	
BD240A	34		BDX12	60		BF181	49, 67	BF260
BD240B	34		BDX13	60		BF194	49, 67	BF254
BD240C	34		BDX23	61		BF195	49, 67	BF237
BD241	54		BDX33	69		BF196	49, 67	BF225J
BD241A	54		BDX33A	69		BF297	49, 67	
BD241B	54		BDX33B	69		BF198	45	
BD241C	54		BDX33C	69		BF199	45	BF197
BD242	34		BDX34	69		BF200	49, 67	BF272A
BD242A	34		BDX34A	69		BF222	58	
BD242B	34		BDX34B	69		BF233	58	
BD242C	34		BDX34C	69		BF237	62	
BD243	54		BDX35	50		BF238	62	BF237
BD243A	54		BDX36	50		BF240	45	
BD243B	54		BDX37	50		BF241	45	
BD243C	54		BDX42	68		BF244	74	
BD244	34		BDX43	68		BF244A	72	
BD244A	34		BDX44	61		BF244B	72	
BD244B	34		BDX60	61		BF244C	72	



Index to Semiconductors and Semiconductor Comparable Types

Type No.	Pages	Comparable Types	Type No.	Pages	Comparable Types	Type No.	Pages	Comparable Types
BF245	74		BFR29	72		BFT37	37	
BF245A	72		BFR30	72		BFT39	61	
BF245B	72		BFR31	72		BFT40	61	
BF245C	72		BFR36	58		BFT41	61	
BF246	74		BFR37	58		BFT44	33	
BF247	74		BFR38	35		BFT45	33	
BF251	58		BFR39	63		BFT53	61	
BF252	57		BFR40	63		BFT54	61	
BF254	45	BF194	BFR41	63		BFT55	61	
BF255	45	BF254	BFR60	39		BFT57	61	
BF256A	72		BFR61	39		BFT58	61	
BF256B	72		BFR62	39		BFT59	61	
BF256C	72		BFR79	39		BFT60	37	
BF257	47, 53, 60, 63	BF258	BFR80	39		BFT61	37	
			BFR81	39		BFT62	37	
BF258	47, 53, 60, 63	BF259	BFR84	72		BFT69	37	
			BFR86	63		BFT70	37	
BF259	47, 53, 60, 63	BF396	BFR87	63		BFT71	37	
			BFR88	63		BFT79	37	
BF271	58		BFR89	63		BFT80	37	
BF272A	35		BFR90	49		BFT81	37	
BF273	58	BF274	BFR91	49		BFW10	72, 73	
BF274	58		BFR92	49		BFW11	72, 73	
BF287	58		BFR93	49		BFW12	72	
BF288	58		BFR94	50		BFW13	72	
BF316A	35		BFR97	57		BFW16A	50	
BF320	73		BFR98	58		BFW17A	50	
BF320A	73		BFR99	35		BFW30	49	
BF320B	73		BFS17R	49		BFW31	62	
BF320C	73		BFS20R	49		BFW32	39	
BF324	31, 32		BFS21	72	TIS69	BFW43	35	
BF336	50, 61, 67		BFS21A	72	TIS68	BFW44	35	
BF337	50, 61		BFS28	72		BFW54	74	
BF338	50, 61		BFS36	42		BFW55	74	
BF347	73		BFS36A	42		BFW56	74	
BF348	73		BFS37	29		BFW57	48	
BF355	50		BFS37A	29		BFW58	48	
BF362	49		BFS38	43		BFW59	48	
BF363	49		BFS38A	43		BFW60	48, 67	
BF403	41		BFS39	43		BFW61	72, 73	2N3819
BF404	29		BFS40	29		BFW63	58	
BF405	41		BFS40A	29		BFW64	58	
BF406	29		BFS41	29		BFW68	55	
BF450	31, 32		BFS42	42		BFW70	58	
BF451	31, 32		BFS43	42		BFW87	32	
BF454	58		BFS44	29		BFW88	32	
BF455	58		BFS45	29		BFW89	32	
BF456	64		BFS59	43		BFW90	32	
BF457	47, 56, 64	BF458	BFS60	43		BFW91	32	
BF458	47, 56, 64		BFS61	43		BFX11	70	
BF459	47, 56, 64		BFS85	43		BFX12	37	
BF479	35		BFS88	43		BFX13	37	MA0492
BF500	35		BFS89	57		BFX15	70	
BF506	35		BFS96	29		BFX16	70	
BF509	35		BFS97	29		BFX17	57	
BF516	35		BFS98	29		BFX18	58	
BF594	62		BFT19	34		BFX19	58	
BF595	62		BFT19A	34		BFX20	58	
BF596	62		BFT19B	34		BFX21	58	
BF597	62		BFT20	36		BFX29	32, 33, 40	BSV43A
BF679	35		BFT21	36		BFX30	32, 33	MA0402
BF680	35		BFT22	36		BFX31	58	
BFQ10	72		BFT24	49		BFX34	44, 56	
BFQ11	72		BFT25	49		BFX34T	64	
BFQ12	72		BFT27	42		BFX36	70	
BFQ13	72		BFT28	34		BFX70	32, 35	2N3962
BFQ14	72		BFT28A	34		BFX38	35	
BFQ15	72		BFT28B	34		BFX39	35	
BFQ16	72		BFT28C	34		BFX40	35	
BFR10	56		BFT29	61		BFX41	35	
BFR11	56		BFT30	61		BFX48	35	
BFR16	57		BFT31	61		BFX66	69	
BFR17	57		BFT32	61		BFX67	69	
BFR18	57		BFT33	61		BFX68	57	MA8003
BFR19	57		BFT34	61		BFX69	57	
BFR20	56		BFT35	37		BFX69A	57	
BFR21	56		BFT36	37		BFX70	70	

Index to Semiconductors and Semiconductor Comparable Types

Type No.	Pages	Comparable Types	Type No.	Pages	Comparable Types	Type No.	Pages	Comparable Types
BFX71	70		BLY98	50		BSW82	46	
BFX72	70		BPX25	84		BSW83	46	
BFX73	58		BPX25A	84		BSW84	46	
BFX74	35		BPX29	84		BSW85	46	
BFX79	70		BPX29A	84		BSX12	57	
BFX80	70		BPX40	84		BSX19	49, 51	
BFX81	70		BPX41	84		BSX20	49, 51	MA9002
BFX84	43, 49, 52, 67	BFX85	BPX42	84		BSX21	49	
			BPX94	84		BSX26	57	2N3013
BFX85	43, 49, 52	BSY84	BPY13	84		BSX27	57	2N3010
BFX86	49, 52	BFX85	BPY13A	84		BSX28	57	
BFX87	32, 33	2N2904A	BPY69	84		BSX29	35	2N3012
BFX88	32, 33, 40		BPY77	84		BSX30	57	2N3015
BFX89	49		BRX44	103		BSX32	57	
BFX90	35		BRX45	103		BSX33	57	
BFX91	35		BRX46	103		BSX36	35	
BFX94	57		BRX47	103		BSX39	57	
BFX94A	56		BRX48	103		BSX40	31	
BFX95	57		BRX49	103		BSX41	31	
BFX95A	56		BS series	98		BSX59	49	MA8003
BFX96	57		BS110	41		BSX60	49, 52	MA8003
BFX96A	56		BSB series	98		BSX61	49, 52	MA8003
BFX97	57		BSS15	57		BSX87	57	
BFX97A	56		BSS16	57		BSX87A	57	
BFX99	70		BSS17	35		BSX88	57	
BFX243	37		BSS18	35		BSX88A	57	
BFY50	43, 47, 49, 52, 57, 63, 67		BSS26	57		BSX93	57	
			BSS34	63		BSY19	46	
BFY51	43, 47, 49, 52, 57, 63, 67	BFY50	BSS35	63		BSY21	46	
			BSS38	49		BSY27	45	2N753
			BSS47	42		BSY38	49	2N706
BFY52	43, 47, 49, 52, 57, 63, 67	BFY67	BSS50	68		BSY39	49	2N753
			BSS51	68		BSY51	46	
			BSS52	68		BSY52	46	
			BSS56	42		BSY53	46	
BFY53	49, 52	BSY81	BSS60	68		BSY54	46	
BFY56	56	2N3830	BSS61	69		BSY55	46	BSY56
BFY56A	56		BSV35	43		BSY56	46	BD139
BFY64	35	2N3502	BSV35A	43		BSY79	45	
BFY72	57		BSV36	43		BSY80	45	
BFY74	57		BSV37	29		BSY81	47	
BFY75	57	2N915	BXV42	31		BSY82	47	
BFY76	57		BSV43A	31		BSY83	47	
BFY81	70		BSV43B	31		BSY84	47	
BFY82	70		BSV44A	31		BSY85	47	
BFY83	70		BSV44B	31		BSY86	47	
BFY84	70		BSV45A	31		BSY87	46	
BFY90	49, 67	BFX89	BSV45B	31		BSY88	46	
BLW60	51		BSV46	31, 43		BSY95A	45, 49, 51	ZTX300
BLW51	51		BSV46A	43		BT100 series	104	
BLX13	51		BSV47A	31		BT101 series	104	
BLX14	51		BSV47B	31		BT101-300R	100	
BLX15	51		BSV48A	31		BT101-500R	100	
BLX65	50		BSV48B	31		BT102 series	104	
BLX66	50		BSV49A	31		BT102-300R	100	
BLX67	50		BSV49B	31		BT102-500R	100	
BLX69	51		BSV52R	49		BT106	100, 103	
BLX91	50		BSV59	57		BT107	100, 104	
BLX92	50		BSV64	44, 50		BT108	100, 104	
BLX93	50		BSV68	32		BT109	104	
BLX94	51		BSV57	57		BT119	103	
BLX95	51		BSV78	72	TIS73L	BT120	103	
BLX98	50		BSV79	72	TIS74L	BT121	103	
BLY33	50		BSV80	72	TIS75L	BT122	103	
BLY34	50		BSV81	72		BT127 series	104	
BLY35	48		BSV89	57		BT128	104	
BLY36	48		BSV90	57		BT129	104	
BLY53A	50		BSV91	57		BTW23 series	104	
BLY55	48		BSV92	57		BTW24 series	104	
BLY83	50		BSV95	57		BTW30 series	104	
BLY84	50		BSW66	50		BTW31 series	104	
BLY85	50		BSW67	50		BTW32 series	104	
BLY89A	51		BSW68	50		BTW33 series	104	
BLY90	51		BSW72	31		BTW34-600	109	
BLY93A	51		BSW73	31		BTW34-800	109	
BLY94	51		BSW74	31		BTW34-1000	109	
BLY97	50		BSW75	31		BTW34-1200	109	

Index to Semiconductors and Semiconductor Comparable Types

Type No.	Pages	Comparable Types	Type No.	Pages	Comparable Types	Type No.	Pages	Comparable Types
BTW35	104		BUY41	65		BYY35	90	
BTW37-600	109		BUY46	60		BYY36	90	
BTW37-800	109		BUY47	60		BYY37	90	
BTW37-1000	109		BUY48	60		BYY38	90	
BTW37-1200	109		BUY68	60		BYY89	90	
BTW38 series	104		BUY69A	66		BYY90	90	
BTW44-100	109		BUY69B	66		BYY91	90	
BTW44-200	109		BUY69C	66		BYY92	90	
BTW44-300	109		BUY70A	65		BZV10	133	
BTW44-400	109		BUY70B	65		BZV11	133	
BTW44-500	109		BUY70C	65		BZV12	133	
BTW44-600	109		BUY71	65		BZV13	133	
BTW47 series	100, 104		BUY80	44		BZV14	133	
BTW52	103		BUY61	44		BZV15 series	133	
BTW53	103		BUY82	44		BZX43	135	
BTW54	103		BUY86	51		BZX44	135	
BTW55	103		BUY87	51		BZX45	135	
BTW56	103		BUY90	30		BZX61 series	133	
BTW92 series	100, 104		BUY91	30		BZX70 series	133	
BTX18 series	100		BUY92	30		BZX79 series	133	
BTX81 series	100		BY103	90		BZX84 series	133	
BTX82 series	100		BY126	92, 97		BZX88-C4V7	116	
BTX94 series	104		BY127	92, 97		BZX88-C5V1	116	
BTX94-100	109		BY133	90		BZX88-C5V6	116	
BTX94-200	109		BY134	90		BZX88-C6V2	116	
BTX94-300	109		BY135	90		BZX88-C6V8	116	
BTX94-400	109		BY147	90		BZX88-C7V5	116	
BTX94-500	109		BY154	90		BZX88-C8V2	116	
BTX94-600	109		BY164	98, 99	BY122	BZX88-C9V1	116	
BTX94-800	109		BY179	99		BZX88-C10	116	
BTX94-1000	109		BY182	93, 98		BZX88-C11	116	
BTX94-1200	109		BY187	93, 98		BZX88-C12	116	
BTX95 series	104		BY189	90		BZX88-C13	116	
BTY79 series	100, 104		BY190	90		BZX88-C15	116	
BTY79A/05	104		BY206	93, 98		BZX88-C16	116	
BTY79A/10	104		BY207	93		BZX88-C18	116	
BTY79A/20	104		BY209	93		BZX88-C20	116	
BTY79A/30	104		BY210 series	93		BZX88-C22	116	
BTY79A/40	104		BY236	90		BZX88-C24	116	
BTY79A/50	104		BY297	90		BZX88-C27	116	
BTY87 series	100, 105		BY298	90		BZX88-C30	116	
BTY91 series	100, 105		BY299	90		BZX88-C33	116	
BU100A	60		BY401	81		BZX88-C36	116	
BU102	60		BY402	81		BZX88-C39	116	
BU105	48, 64, 87		BY403	81		BZX88-C43	116	
BU106	55		BY404	81		BZX88-C47	116	
BU108	64		BYX10	93, 98		BZX90	133	
BU120	55		BYX20/200	92		BZX91	133	
BU125	60		BYX20/200R	92		BZX92	133	
BU126	51, 67		BYX22 series	85, 93		BZX93	133	
BU127	60		BYX25 series	93		BZX94	133	
BU128	60		BYX26 series	93		BZY78	133	
BU133	51		BYX26-60	80		BZY88 series	133	
BU204	50, 67		BYX26-150	80		BZY91 series	133	
BU205	50, 67		BYX30 series	85, 93		BZY93 series	133	
BU206	50, 67		BYX36 series	93		BZY93-C6V8	113	
BU207	50		BYX38 series	85, 93		BZY93-C7V5	113	
BU208	50, 67		BYX39 series	85		BZY93-C8V2	113	
BU209	50		BYX40 series	85		BXY93-C9V1	113	
BU217	44		BYX42 series	85, 93		BZY93-C10	113	
BU218	45		BYX45/R	85		BZY93-C11	113	
BUX16	55		series			BXY93-B12	113	
BUX16A	55		BYX46 series	85, 93		BXY93-C13	113	
BUX16B	55		BYX48 series	85, 93		BZY93-C15	113	
BUX16C	55		BYX49 series	93		BZY93-C16	113	
BUX17	56		BYX50 series	85		BZY93-C18	113	
BUX17A	56		BYX50-200	93		BZY93-C20	113	
BUX17B	56		BYX50-300	93		BZY93-C22	113	
BUX17C	58		BYX52 series	93		BZY93-C24	113	
BUX18	34		BYX55 series	93		BXY93-C27	113	
BUX18A	34		BYX70 series	93		BZY93-C30	113	
BUX18B	34		BYX71 series	93		BZY93-C33	113	
BUX18C	34		BYX72 series	93		BZY95 series	133	
BUX34	44		BYY31	90		BZY96 series	133	
BUY18	60		BYY32	90				
BUY24	60		BYY33	90		C30116	84	
BUY40	65		BYY34	90	BY126	C30801	84	

Index to Semiconductors and Semiconductor Comparable Types

Type No.	Pages	Comparable Types	Type No.	Pages	Comparable Types	Type No.	Pages	Comparable Types	
C30802	84		CR12-XX3RC	101		CR25-XX1B	101		
C30805	84		series			series			
C30806	84		CR12-XX3RCA	101		CR27-XX1B	101		
C30807	85		series			series			
C30808	85		CR16-XX1B	101	Each series comprises several different types, the basic number being suffixed, after the hyphen, by a group of digits the first two or three (shown as XX) indicating the Peak Inverse Voltage (times 10) for each type.	CR27-XX1BA	101	Each series comprises several different types, the basic number being suffixed, after the hyphen, by a group of digits the first two or three (shown as XX) indicating the Peak Inverse Voltage (times 10) for each type.	
C30808A	85		series			series			
C30809	85		CR18-XX1B	101			CR27-XX1C		102
C30810	85		series				series		
C30812	85		CR18-XX1BA	101			CR27-XX1CA		102
C30813	85		series				series		
C30814	85		CR18-XX1C	101			CR27-XX3RB		102
C30822	85		series				series		
C30831	85		CR18-XX1CA	101			CR27-XX3RBA		102
C30843	85		series				series		
C30844	85		CR18-XX3RB	101			CR27-XX3RC		102
C30845	85		series				series		
C30846	85		CR18-XX3RBA	101			CR27-XX3RCA		102
CQY11B	83		series				series		
CQY11C	83		CR18-XX3RC	101			CR28-XX1B		102
CQY24	83		series				series		
CQY25	83		CR18-XX3RCA	101			CR28-XX1BA		102
CQY26	83		series				series		
CQY28	83		CR18-XX3RBAC	101			CR28-XX1C		102
CQY29	83		series				series		
CQY30	83		CR18-XX3RBC	101		CR28-XX1CA	102		
CQY46	83		series			series			
CQY47	83		CR18-XX3RCAC	101		CR28-XX3RB	102		
CQY50	83		series			series			
CQY65	83		CR18-XX3RCC	101		CR28-XX3RBA	102		
CR1-XX1C	100		series			series			
CR1-XX1C/A	100	Each series comprises several different types, the basic number being suffixed, after the hyphen, by a group of digits the first two or three (shown as XX) indicating the Peak Inverse Voltage (times 10) for each type.	CR20-XX1B	101		CR28-XX3RCA	102		
series			series			series			
CR1-XX1C/B	100			CR20-XX1BA	101		CR30-XX3A	102	
series				series			series		
CR2-XX1C	100			CR20-XX1C	101		CR30-XX3AA	102	
series				series			series		
CR2-XX1C/A	101			CR20-XX1CA	101		CR31-XX3A	102	
series				series			series		
CR5-XX1B	101			CR20-XX3RB	101		CR31-XX3AA	102	
series				series			series		
CR6-XX1B	101			CR20-XX3RBA	101		CR50-XX3A	102	
series				series			series		
CR6-XX1BA	101			CR20-XX3RBAC	101		CR50-XX3AA	102	
series				series			series		
CR6-XX1C	101			CR20-XX3RBC	101		CR51-XX3A	102	
series				series			series		
CR6-XX1CA	101			CR20-XX3RC	101		CR51-XX3AA	102	
series				series			series		
CR6-XX3RB	101			CR20-XX3RCA	101		CR70-XX1A	102	
series				series			series		
CR6-XX3RBA	101		CR20-XX3RCAC	101		CR70-XX1C	102		
series			series			series			
CR6-XX3RC	101		CR24-XX1B	101		CR80-XX1A	102		
series			series			series			
CR6-XX3RCA	101		CR24-XX1BC	101		CR80-XX1C	102		
series			series			series			
CR8-XX1A	101		CR24-XX1C	101		CR100-XX1C	102		
series			series			series			
CR8-XX1B	101		CR24-XX1CC	101		CR100-XX1D	102		
series			series			series			
CR8-XX1C	101		CR24-XX3RB	101		CR120-XX1C	102		
series			series			series			
CR10-XX1B	101		CR24-XX3RBA	101		CR125-XX1D	102		
series			series			series			
CR12-XX1B	101		CR24-XX3RCC	101		CR130-XX1C	102		
series			series			series			
CR12-XX1BA	101		CR24-XX3RBAC	101		CRS1/05	104		
series			series			CRS1/10	104		
CR12-XX1C	101		CR24-XX3RBC	101		CRS1/20	104		
series			series			CRS1/30	104		
CR12-XX1CA	101		CR24-XX3RC	101		CRS1/35	104		
series			series			CRS1/40	104		
CR12-XX3RB	101		CR24-XX3RCA	101		CRS1/50	104		
series			series			CRS3/05	104		
CR12-XX3RBA	101		CR24-XX3RCAC	101		CRS3/10	104		
series			series			CRS3/20	104		
						CRS3/30	104		

Index to Semiconductors and Semiconductor Comparable Types

Type No.	Pages	Comparable Types	Type No.	Pages	Comparable Types	Type No.	Pages	Comparable Types
CRS3/35	104		DD4067	92		E8518A	73	
CRS3/40	104		DD4068	92		E8519	74	
CRS3/50	104		DD4520	92		E8519A	74	
CRS3/60	104		DD4521	92		EM501	90	
CS11B	108		DD4523	92		EM502	91	
CS11C	108		DD4526	92		EM504	91	
CS11D	108		DD5620	92		EM506	91	
CS11E	108		DD5621	92		EM508	91	
CS11G	108		DD5623	92		EM510	91	
CS11H	108		DD5626	92		EM513	91	
CS11K	108		DD6120	92				
CS11N	108		DD6121	92				
			DD6123	92		F12	85	
D1201A	93		DD6126	92		F14	85	
D1201B	93		DD7120	92		F16	85	
D1201D	93		DD7121	92		F32	85	
D1201F	93		DD7123	92		F34	85	
D1201M	94		DD7126	92		F36	85	
D1201N	94		DK13	79		F111	85	
D1201P	94		DK14	79		F113	85	
D1201S	94		DK15	79		F311	85	
D2103SF	94		DK19	79		FR1050	91	
D2201A	94		DK20	79		FR1100	91	
D2201B	94		DK21	79		FR1200	91	
D2201D	94		DT1003	47		FR1300	91	
D2201F	94		DT1013	47		FR1400	91	
D2201M	94		DT1110	47		FR1500	91	
D2201N	94		DT1111	47		FR1600	91	
D2540A	94		DT1112	47		FR4050	91	
D2540B	94		DT1120	47		FR4100	91	
D2540D	94		DT1121	47		FR4200	91	
D2540F	94		DT1122	47		FR4300	91	
D2540M	94		DT1311	47		FR4400	91	
D2600EF	94		DT1312	47		FR4500	91	
D2601A	94		DT1321	47		FR4600	91	
D2601B	94		DT1322	48				
D2601D	94		DT1510	47				
D2601DF	94		DT1511	47		GAL1	83	
D2601EF	94		DT1512	47		GAL1A	83	
D2601F	94		DT1520	47		GAL2	83	
D2601M	94		DT1521	47		GAL3	83	
D2601N	94		DT1522	47		GAL10	83	
DA000	91		DT1602	47		GAL11	83	
DA001	91		DT1603	47		GAL32	83	
DA002	91		DT1612	47		GEXM66	80	
DA006	91		DT1613	47		GJ3M	85	
DA058	91		DT1621	47		GJ4M	85	
DA1000	92		DT3200	47		GJ5M	85	
DA1001	92		DT3201	47		GJ6M	85	
DA1002	92		DT3312	48		GPA1100	83	
DA2026	92		DT3313	48		GPL1	83	
DA2068	92		DT3410	68		GPL2	83	
DD000	92		DT3410A	68		GPL5	83	
DD001	92		DT3411	68		GPL100	83	
DD003	92		DT3411A	68		GPL101	83	
DD006	92	BY126	DT3420	68		GPL102	83	
DD056	92	BY126	DT3420A	68		GPL120	84	
DD058	92	BY127	DT3421	68		GPL121	84	
DD710	92		DT3421A	68		GPL122	84	
DD711	92		DT4305	48		GPL140	84	
DD713	92		DT4306	48		GPL141	84	
DD716	92		DT4423	48				
DD1000	92		DT4424	48				
DD1001	92		DT4425	48		HK103A	85	
DD1003	92		DT4430	48		HK103K	85	
DD1006	92		DT4431	48		HK203A	85	
DD2020	92		DT4612	48		HK203K	85	
DD2026	92		DT4613	48		HK403A	85	
DD2066	92		DT4643	48		HK403K	85	
DD2068	92		DT4652	48		HK603A	85	
DD3020	91		DT4860	48		HK603K	85	
DD3026	91		DT6105	48		HK803A	85	
DD3076	91		DT6106	48		HK803K	86	
DD3078	91					HK1003A	86	
DD4020	92		E8517	73		HK1003K	86	
DD4026	92		E8517A	73		HK1203A	86	
DD4066	92		E8518	73		HK1203K	86	

Index to Semiconductors and Semiconductor Comparable Types

Type No.	Pages	Comparable Types	Type No.	Pages	Comparable Types	Type No.	Pages	Comparable Types
HL103A	86		HS7150	115		HX31	88	
HL103K	86		HS7160	115		HX32	88	
HL203A	86		HS7180	115		HX33	88	
HL203K	86		HS7200	115				
HL403A	86		HS7220	115				
HL403K	86		HS7240	115		ITT33	79	
HL603A	86		HS7270	115		ITT44	79	
HL603K	86		HS7300	116		ITT210	79	
HL803A	86		HS7330	116		ITT600	79	
HL803K	86		HS9001	76		ITT920	79	
HL1003A	86		HS9002	76		ITT921	79	
HL1003K	86		HS9003	76		ITT922	79	
HL1203A	86		HS9004	76		ITT923	79	
HL1203K	88		HS9005	76		ITT2001	79	
HS30	88		HS9006	76		ITT2002	79	
HS31	88		HS9007	76		ITT2003	79	
HS32	88		HS9008	76				
HS33	88		HS9009	76				
HS403	88		HS9010	76		KS30A	117	HS2033
HS403B	88		HS9070	76		KS30B	117	HS2033
HS1390	76		HS9078	76		KS31A	117	HS2036
HS1392	76		HS9089	76		KS32A	117	HS2039
HS1395	76		HS9097	76		KS32B	117	HS2039
HS2027	115		HS9099	76		KS33A	117	HS2043
HS2030	115		HS9501	76		KS34A	117	HS2047
HS2033	115		HS9502	76		HS34B	117	HS2047
HS2036	115		HS9503	76		KS35A	117	HS2051
HS2039	115		HS9504	76		KS36A	117	HS2056
HS2043	115		HS9505	76		KS36B	117	HS2056
HS2047	115		HS9506	76		KS37A	117	HS2062
HS2051	115		HS9507	76		KS38A	117	HS2068
HS2056	115		HS9508	76		KS38B	117	HS2068
HS2062	115		HS9509	76		KS39A	117	HS2075
HS2068	115		HS9591	76		KS40A	117	HS2082
HS2075	115		HS9592	76		KS40B	117	HS2082
HS2082	115		HS9593	76		KS41A	117	HS2091
HS2091	115		HSC1	88		KS42A	117	HS2100
HS2100	115		HSC2	88		KS42B	117	HS2100
HS2110	115		HSC3	88		KS43A	117	HS2110
HS2120	115		HSC4	88		KS44A	117	HS2120
HS2130	115		HSC5	88		KS44B	117	HS2120
HS2150	115		HSC6	88		KS77	117	
HS2160	115		HSC7	88		KS77B	117	
HS2180	115		HSC8	88		KS78	117	
HS2200	115		HSC9	88		KS78B	117	
HS2220	115		HSC10	88		KS030A	116	
HS2240	115		HSC12	88		KS033A	116	
HS2270	115		HSC15	88		KS036A	116	
HS2300	115		HSC18	88		KS039A	116	
HS2330	115		HSC20	88		KS043A	116	
HS2984	115		HSC25	88		KS047A	116	
HS2988	115		HSC30	88		KS051A	116	
HS2989	115		HSC015	88		KS056A	116	
HS2990	115		HSP1001	76		KS062A	116	
HS2991	115		HSP1006	76		KS068A	116	
HS2992	115		HSP1007	76		KS075A	116	
HS2995	115		HSP1009	76		KS082A	116	
HS2996	115		HSP1010	76		KS091A	116	
HS2997	115		HSP1011	76		KS100A	116	
HS7027	115		HSP1012	76		KS110A	117	
HS7030	115		HSP1013	76		KS120A	117	
HS7033	115		HSP1020	76		KS130A	117	
HS7036	115		HSP1022	76		KS150A	117	
HS7039	115		HSP1023	76		KS160A	117	
HS7043	115		HSP1051	76		KS180A	117	
HS7047	115		HSP1053	76				
HS7051	115		HSP1054	76				
HS7056	115		HSP1056	76		LR51C	113	
HS7062	115		HSP1058	76		LR56C	113	
HS7068	115		HSP1060	76		LR62C	113	
HS7075	115		HSP1080	76		LR68C	113	
HS7082	115		HSP1083	76		LR75C	113	
HS7091	115		HSP1920	76		LR82C	113	
HS7100	115		HSP1921	76		LR91C	113	
HS7110	115		HSP1922	76		LR100C	113	
HS7120	115		HSP1923	76		LR110C	113	
HS7130	115		HX30	88		LR120C	113	

Index to Semiconductors and Semiconductor Comparable Types

Type No.	Pages	Comparable Types	Type No.	Pages	Comparable Types	Type No.	Pages	Comparable Types
LR130C	113		NKT218	26	NKT237	OAZ246	133	HS2989
LR150C	114		NKT219	26		OAZ247	133	HS2988
LR160C	114		NKT221	27		OC19	27	NKT450
LR180C	114		NKT222	27	AC128	OC20	26, 27	
LR200C	114		NKT223	27	OC81	OC25	26, 27	OC88
LR220C	114		NKT224	27	AC128	OC28	26, 27	NKT401
LR240C	114		NKT225	27	AC128	OC29	26, 27	NKT403
LR270C	114		NKT226	27		OC35	26, 27	OC28
LR300C	114		NKT227	27		OC36	26, 27	NKT402
LR330C	114		NKT228	27		OC65N	26	
LR360C	114		NKT229	27		OC66N	26	
LR390C	114		NKT245	27		OC70N	26	
			NKT271	26	AC128	OC71N	26	
			NKT272	27	AC128	OC72N	26	
M6-100	86		NKT273	27	AC128	OC73N	26	
M6-100R	86		NKT274	27	AC128	OC74N	27	
M6-200	86		NKT275	27	OC83	OC75N	26	
M6-200R	86		NKT281	27	NKT351	OC76N	26	
M6-400	86		NKT401	27	NKT403	OC77N	26	
M6-400R	86		NKT402	27	NKT404	OC78N	27	
M6-600	86		NKT403	27	AD142	OC81DN	27	
M6-600R	86		NKT404	27	NKT403	OC81N	27	
M6-800	86		NKT405	27	NKT403	OC83N	27	
M6-800R	86		NKT406	27	NKT402	OC84N	27	
M16-100	86		NKT420	27		OC200	36	
M16-100R	86		NKT450	27	AD140	OC201	36	
M16-200	86		NKT451	27	AD149, AU103	OC202	36	
M16-200R	86		NKT452	27	AD149, AU103	OC203	36	
M16-400	86		NKT453	27		OPT500	84	
M16-400R	86		NKT6001	69		OSH01 series	99	
M16-600	86		NKT6003	69		OSH01A	99	
M16-600R	86		NKT6005	69		series		
M16-800	86		NKT6010	69		OSH02 series	99	
M16-800R	86		NKT10339	52		OSH02A	99	
MR1A	113		NKT10419	51		series		
MR2A	113		NKT10439	52		OSH03 series	99	
MR3A	113		NKT10519	51		OSH05 series	99	
MR4A	113		NKT12329	52		OSH07 series	99	
MR5A	113		NKT12429	52		OSH10 series	99	
MR6A	113		NKT13329	51		OSH10A	99	
MR7A	113		NKT13429	51		series		
MR10A	113		NKT20329	33		OSH30 series	99	
MR11A	113		NKT20339	33		OSH40 series	99	
MS-35H	86	1N646				OSH64 series	99	
MS-36H	86	1N647				OSH110 series	99	
MS-37H	86	1N648	OA47	80, 81, 83	HG5808	OSK40 series	99	
MS-38H	86	1N649	OA79	81	HG1012	OSK57 series	99	
MS1	86		OA90	81, 83	HG1073	OSK90 series	99	
MS2	86		OA91	81	HG1005	OSK150 series	99	
MS3	86		OA95	81, 83	HG1005	OSS9110-3	99	
MS4	86		OA200	81	HSP1010	OSS9110-30	99	
MZ3. 9T10	117		OA202	81, 83	HSP1007	OSS9210-3	99	
MZ4. 7T10	117		OA210	93		OSS9210-30	99	
MZ5. 6T10	117		OA211	93	BY127	OSS9410-3	99	
MZ6. 8T10	117		OAP12	84		OSS9410-30	99	
MZ8. 2T10	117		OAZ222	133				
MZ10T10	117		OAZ223	133		P6009	71	
MZ12T10	117		OAZ224	133		P7009	70	
MZ15T10	117		OAZ225	133				
MZ18T10	117		OAZ226	133				
MZ22T10	117		OAZ227	133				
MZ27T10	117		OAZ228	133				
			OAZ229	133				
			OAZ230	133				
NKT11	26		OAZ231	133				
NKT12	26		OAZ232	133				
NKT72	26	AF124, AF125, AF126, AF127	OAZ233	133				
			OAZ234	133				
NKT73	26		OAZ235	133				
NKT210	26		OAZ236	133				
NKT211	26	AC128	OAZ237	133				
NKT212	26	AC128	OAZ240	133	HS2997	R020	96	
NKT213	26	OC81	OAZ241	133	HS2996	R040	96	
NKT214	26	AC128	OAZ242	133	HS2992	R080	96	
NKT215	26	AC128	OAZ243	133	HS2995	R205	96	
NKT216	26	NKT225	OAZ244	133	HS2990	R210	96	
NKT217	26	ACY39	OAZ245	133	HS2991	R220	96	
						R240	96	
						R260	96	
						R280	96	
						R305	96	
						R310	96	
						R320	96	
						R340	96	
						R360	96	
						R380	96	
						R705	96	

Index to Semiconductors and Semiconductor Comparable Types

Type No.	Pages	Comparable Types	Type No.	Pages	Comparable Types	Type No.	Pages	Comparable Types
R710	96		S2062B	105		SG1007	84	
R720	96		S2062C	105		SG1009	84	
R740	96		S2062D	105		SJ-053F	87	
R760	96		S2062E	105		SJ-054F	87	
R780	96		S2062F	105		SJ-103F	87	
RAS310AF	91		S2062M	105		SJ-104F	87	
RAS508AF	91		S2062Q	105		SJ-203F	87	
RAS508CF	91		S2062Y	105		SJ-204F	87	
RCA1000	69		S2400A	105		SJ-403F	87	
RCA1001	69		S2400B	105		SJ-404F	87	
			S2400D	105		SJ-603F	87	
			S2400M	105		SJ-604F	87	
S1AN12	98		S2600B	105		SJ-803F	87	
S1CN1	98		S2600D	105		SJ-1003F	87	
S1M1	98		S2600M	105		SJ-1203F	87	
S2AN12	98		S2610B	105		SK-103A	87	
S2CN1	98		S2610D	105		SK-103K	87	
S2M1	98		S2610M	105		SK-203A	87	
S4AN12	98		S2620B	105		SK-203K	87	
S4CN1	98		S2620D	105		SK-403A	87	
S4M1	98		S2620M	105		SK-403K	87	
S6-103A	86		S2710B	105		SK-603A	87	
S6-103K	86		S2710D	105		SK-603K	87	
S6-203A	86		S2710M	105		SK-803A	87	
S6-203K	86		S2800A	105		SK-803K	87	
S6-403A	86		S2800B	105		SK-1003A	87	
S6-403K	86		S2800D	105		SK-1003K	87	
S6-603A	86		S3700B	105		SK-1203A	87	
S6-603K	86		S3700D	105		SK-1203K	87	
S6-803A	86		S3700M	106		SK-1403A	87	
S6-803K	86		S3701M	106		SK-1403K	87	
S6-1003A	86		S3702S	106		SL-103F	87	
S6-1003K	86		S3703S	106		SL-103M	87	
S6-1203A	86		S3704A	106		SL-203F	87	
S6-1203K	86		S3704B	106		SL-203M	87	
S6-1403A	87		S3704D	106		SL-403F	87	
S6-1403K	87		S3704M	106		SL-403M	87	
S6AN12	98		S3704S	106		SL-603F	87	
S6CN1	98		S3705M	106		SL-603M	87	
S6M1	98		S3706M	106		SL-803F	87	
S6Z-603A	87		S3714A	106		SL-803M	87	
S6Z-603K	87		S3714B	106		SL-1003F	87	
S6Z-803A	87		S3714D	106		SL-1003M	87	
S6Z-803K	87		S3714M	106		SL-1203F	87	
S6Z-1003A	87		S3714S	106		SL-1203M	87	
S6Z-1003K	87		S6200A	106		SL-1403F	87	
S6Z-1203A	87		S6200B	106		SLZ-603A	87	
S6Z-1203K	87		S6200D	106		SLZ-603G	87	
S8AN12	98		S6200M	106		SLZ-603K	87	
S8CN1	98		S6210A	106		SLZ-803A	87	
S8M1	98		S6210B	106		SLZ-803G	87	
S10AN12	98		S6210D	106		SLZ-803K	87	
S10CN1	98		S6210M	106		SLZ-1003A	87	
S10M1	98		S6220A	106		SLZ-1003G	88	
S12AN12	98		S6220B	106		SLZ-1003K	88	
S12CN1	98		S6220D	106		SLZ-1203A	88	
S12M1	98		S6220M	106		SLZ-1203G	88	
S15AN12	98		S6400N	106		SLZ-1203K	88	
S2060A	105		S6410N	106		SX4058	38	
S2060B	105		S6420A	106		SX4059	38	
S2060C	105		S6420B	106		SX4060	38	
S2060D	105		S6420D	106		SX4061	38	
S2060E	105		S6420M	106		SX4062	38	
S2060F	105		S6420N	106				
S2060M	105		S6431M	106				
S2060Q	105		S7430M	106		T3N0.6C00	104	
S2060Y	105		S7432M	106		T3N1C00	104	
S2061A	105		SC100	84		T3N2C00	104	
S2061B	105		SD94S	90		T3N3C00	104	
S2061C	105		SD96S	90		T3N4C00	104	
S2061D	105		SD98S	90		T3N5C00	104	
S2061E	105		SD910S	90		T3N6C00	104	
S2061F	105		SG1001	84		T102	100	
S2061M	105		SG1002	84		T104	100	
S2061Q	105		SG1003	84		T106	100	
S2061Y	105		SG1004	84		T1005	100	
S2062A	105		SG1006	84		T2300A	109	



Index to Semiconductors and Semiconductor Comparable Types

Type No.	Pages	Comparable Types	Type No.	Pages	Comparable Types	Type No.	Pages	Comparable Types
T2300B	109		T4121B	110		TI145A0	107	
T2300D	109		T4121D	111		TI145A1	107	
T2301A	109		T4121M	111		TI145A2	107	
T2301B	109		T4700B	111		TI145A3	107	
T2301D	109		T4700D	111		TI145A4	107	
T2302A	109		T4706B	111		TI3029	40	
T2302B	109		T4706D	111		TI3030	40	
T2302D	109		T6400N	111		TI3031	40	
T2304B	109		T6401B	111		TIC39 series	107	
T2304D	109		T6401D	111		TIC44	107	
T2305B	109		T6401M	111		TIC45	107	
T2305D	109		T6404B	111		TIC46	107	
T2306A	109		T6404D	111		TIC47	107	
T2306B	109		T6405B	111		TIC60	107	
T2306D	109		T6405D	111		TIC61	107	
T2310A	109		T6406B	111		TIC62	107	
T2310B	109		T6406D	111		TIC63	107	
T2310D	110		T6406M	111		TIC64	107	
T2311A	110		T6407B	111		TIC106 series	107	
T2311B	110		T6407D	111		TIC116 series	107	
T2311D	110		T6407M	111		TIC126 series	107	
T2312A	110		T6410N	111		TIC205A	112	
T2312B	110		T6411B	111		TIC205B	112	
T2312D	110		T6411D	111		TIC205D	112	
T2313A	110		T6411M	111		TIC206A	112	
T2313B	110		T6414B	111		TIC206B	112	
T2313D	110		T6414D	111		TIC206D	112	
T2313M	110		T6415B	111		TIC215A	112	
T2316A	110		T6415D	111		TIC215B	112	
T2316B	110		T6416B	111		TIC215D	112	
T2316D	110		T6416D	111		TIC216A	112	
T2500B	110		T6416M	111		TIC216B	112	
T2500D	110		T6417B	111		TIC216D	112	
T2700B	110		T6417D	111		TIC226B	112	
T2700D	110		T6416M	111		TIC226D	112	
T2706B	110		T6420B	111		TIC236B	112	
T2706D	110		T6420D	111		TIC236D	112	
T2710B	110		T6420M	111		TIC246B	112	
T2710D	110		T6420N	111		TIC246D	112	
T2716B	110		T6421B	111		TIC253B	112	
T2716D	110		T6421D	111		TIC253D	112	
T2800B	110		T6421M	111		TIC253E	112	
T2800D	110		T8401B	111		TIC253M	112	
T2800M	110		T8401D	111		TIC263B	112	
T2801DF	110		T8401M	111		TIC263D	112	
T2806B	110		T8411B	111		TIC263E	112	
T2806D	110		T8411D	111		TIC263M	112	
T2850A	110		T8411M	111		TIP29	64	
T2850B	110		T8421B	111		TIP29A	64	TIP32A
T2850D	110		T8421D	111		TIP30	39	
T4100M	110		T8421M	111		TIP30A	39	
T4101M	110		T8430B	111		TIP30B	40	
T4103B	110		T8430D	111		TIP30C	40	
T4103D	110		T8430M	111		TIP31	64	
T4104B	110		T8440B	111		TIP31A	64	
T4104D	110		T8440D	111		TIP32	39	
T4105B	110		T8440M	111		TIP32A	39	
T4105D	110		T8450B	111		TIP32B	40	
T4106B	110		T8450D	111		TIP32C	40	
T4106D	110		T8450M	111		TIP33	64	
T4107B	110		TA7892	94		TIP33A	64	
T4107D	110		TA7893	94		TIP34	39	
T4110M	110		TA7894	94		TIP34A	39	
T4111M	110		TA7895	94		TIP34B	40	
T4113B	110		TAD2201D	94		TIP34C	40	
T4113D	110		TAD2201G	94		TIP35	64	
T4114B	110		TAD2201MF	94		TIP35A	64	
T4114D	110		TAS3707D	106		TIP36	39	
T4115B	110		TAS3707EF	106		TIP36A	39	
T4115D	110		TAS7431B	106		TIP36B	40	
T4116B	110		TAS7431D	106		TIP36C	40	
T4116D	110		TAS7431M	106		TIP41	65	
T4117B	110		TI40A0	107		TIP41A	65	TIP33A
T4117D	110		TI40A1	107		TIP41B	65	
T4120B	110		TI40A2	107		TIP41C	65	
T4120D	110		TI40A3	107		TIP42	40	
T4120M	110		TI40A4	107		TIP42A	40	

Index to Semiconductors and Semiconductor Comparable Types

Type No.	Pages	Comparable Types	Type No.	Pages	Comparable Types	Type No.	Pages	Comparable Types
TIP42B	40		TIS37	37		VR35E	113	
TIP42C	40		TIS38	37		VR35F	114	
TIP47	65		TIS42	74		VR425E	113	
TIP48	65		TIS50	37		VR425F	114	
TIP49	65		TIS53	37		VR475E	113	
TIP50	65		TIS54	37		VR475F	114	
TIP51	66		TIS58	74	2N3069	VR525E	113	
TIP52	66		TIS59	74	2N3068	VR525F	114	
TIP53	66		TIS60	62		VR575E	113	
TIP54	66		TIS60M	62		VR575F	114	
TIP110	70		TIS61	38		VR625E	113	
TIP111	70		TIS61M	38		VR625F	114	
TIP112	70		TIS62	61		VZ33F	114	
TIP115	71		TIS63	61		VZ36F	114	
TIP116	71		TIS64	61		VZ39F	114	
TIP117	71		TIS68	74		VZ43F	114	
TIP120	70		TIS69	74		VZ47F	114	
TIP121	71		TIS70	74		VZ51F	114	
TIP122	71		TIS73	75		VZ56F	114	
TIP125	71		TIS74	75		VZ62F	114	
TIP126	71		TIS75	75		VZ68F	114	
TIP127	71		TIS84	62		VZ75F	114	
TIP140	71		TIS85	62		VZ82F	114	
TIP141	71		TIS86	62		VZ91F	114	
TIP142	71		TIS87	62		VZ100F	114	
TIP145	71		TIS88A	74		VZ110F	114	
TIP146	71		TIS90	63		VZ120F	114	
TIP147	71		TIS90M	63		VZ130F	114	
TIP501	64		TIS91	39		VZ150F	114	
TIP502	64		TIS91M	39		VZ160F	114	
TIP503	65		TIS92	63		VZ180F	114	
TIP504	65		TIS92M	63		VZ200F	114	
TIP505	65		TIS93	39		VZ220F	114	
TIP506	65		TIS93M	39		VZ240F	114	
TIP507	39		TIKP547	66		VZ270F	114	
TIP508	39		TIKP548	66		VZ300F	114	
TIP509	65		TIKP549	66		VZ330F	114	
TIP510	65		TIKS67	75				
TIP511	65		TIKS78	75				
TIP512	65		TIKS79	75		XP43	66	
TIP513	40		TO. 8NO. 6A00	104		XP43A	67	
TIP514	39		TO. 8N1A00	104		XP43B	67	
TIP515	65		TO. 8N2A00	104				
TIP516	65		TO. 8N3A00	104				
TIP517	65		TO. 8N5A00	104				
TIP518	65					Z1B series	134	
TIP519	40					Z2A33BF/CF	126	
TIP520	40		VR7E	113		Z2A36BF/CF	126	
TIP521	39		VR7F	114		Z2A39BF/CF	126	
TIP522	39		VR8E	113		Z2A43BF/CF	126	
TIP523	40		VR8F	114		Z2A47BF/CF	126	
TIP524	39		VR9E	113		Z2A51BF/CF	126	
TIP525	65		VR9F	114		Z2A56BF/CF	126	
TIP526	65		VR10E	113		Z2A62BF/CF	126	
TIP527	40		VR10F	114		Z2A68BF/CF	126	
TIP528	40		VR11E	113		Z2A75BF/CF	126	
TIP529	65		VR11F	114		Z2A82BF/CF	126	
TIP530	65		VR12E	113		Z2A91BF/CF	126	
TIP531	66		VR12F	114		Z2A100BF/CF	126	
TIP532	66		VR13E	113		Z2A110BF/CF	126	
TIP533	66		VR13F	114		Z2A120BF/CF	126	
TIP534	66		VR15E	113		Z2A130BF/CF	126	
TIP535	66		VR15F	114		Z2A150BF/CF	126	
TIP536	66		VR16E	113		Z2B series	134	
TIP537	66		VR16F	114		Z3B series	134	
TIP538	66		VR18E	113		Z3B33BF/CF	126	
TIP539	66		VR18F	114		Z3B36BF/CF	126	
TIP540	66		VR20E	113		Z3B39BF/CF	126	
TIP541	64		VR20F	114		Z3B43BF/CF	126	
TIP542	65		VR22E	113		Z3B47BF/CF	126	
TIP543	65		VR22F	114		Z3B51BF/CF	126	
TIP544	40		VR24E	113		Z3B56BF/CF	126	
TIP545	40		VR24F	114		Z3B62BF/CF	126	
TIP546	40		VR27E	113		Z3B68BF/CF	126	
TIP2955	40		VR27F	114		Z3B75BF/CF	126	
TIP3056	60		VR30E	113		Z3B82BF/CF	126	
TIS34	74		VR30F	114		Z3B91BF/CF	126	
						Z3B100BF/CF	126	

Index to Semiconductors and Semiconductor Comparable Types

Type No.	Pages	Comparable Types	Type No.	Pages	Comparable Types	Type No.	Pages	Comparable Types
Z3B110BF/CF	126		ZC727	131		ZC5168	132	
Z3B120BF/CF	126		ZC730	131		ZC5175	132	
Z3B130BF/CF	126		ZC733	131		ZC5182	132	
Z3B150BF/CF	126		ZC736	131		ZC5191	133	
Z3B160BF/CF	126		ZC739	131		ZC5199	133	
Z3B180BF/CF	126		ZC743	131		ZD3. 9	127	
Z3B200BF/CF	126		ZC747	131		ZD4. 3	127	
Z3B220BF/CF	126		ZC751	132		ZD4. 7	127	
Z3B240BF/CF	126		ZC756	132		ZD5. 1	127	
Z3B270BF/CF	126		ZC762	132		ZD5. 6	127	
Z3B300BF/CF	126		ZC768	132		ZD6. 2	127	
Z3B330BF/CF	126		ZC775	132		ZD6. 8	127	
Z3B360BF/CF	126		ZC782	132		ZD7. 5	127	
Z3B390BF/CF	126		ZC791	132		ZD8. 2	127	
Z3B430BF/CF	126		ZC799	132		ZD9. 1	127	
Z3B470BF/CF	126		ZC800	78		ZD10	127	
Z3B510BF/CF	126		ZC801	78		ZD11	127	
Z3B560BF/CF	126		ZC802	78		ZD12	127	
Z3B620BF/CF	126		ZC803	78		ZD13	127	
Z3B680BF/CF	126		ZC804	78		ZD15	127	
Z3B750BF/CF	127		ZC805	78		ZD16	127	
Z3B820BF/CF	127		ZC806	78		ZD18	127	
Z3B910BF/CF	127		ZC820	78		ZD20	127	
Z3B1000BF/	127		ZC821	78		ZD22	127	
CF			ZC822	78		ZD24	127	
Z4B series	134		ZC823	78		ZD27	127	
Z5B series	134		ZC824	78		ZD30	127	
Z5D82BF/CF	127		ZC825	78		ZD33	127	
Z5D91BF/CF	127		ZC826	78		ZD36	127	
Z5D100BF/CF	127		ZC5008	132		ZD39	127	
Z5D110BF/CF	127		ZC5009	132		ZD43	127	
Z5D120BF/CF	127		ZC5010	132		ZD47	127	
Z5D130BF/CF	127		ZC5011	132		ZD51	127	
Z5D150BF/CF	127		ZC5012	132		ZD56	127	
Z5D160BF/CF	127		ZC5013	132		ZD62	127	
Z5D180BF/CF	127		ZC5016	132		ZD68	128	
Z5D200BF/CF	127		ZC5018	132		ZD75	128	
Z5D220BF/CF	127		ZC5020	132		ZD82	128	
Z5D240BF/CF	127		ZC5022	132		ZD91	128	
Z5D270BF/CF	127		ZC5024	132		ZD100	128	
Z5D300BF/CF	127		ZC5027	132		ZD110	128	
Z5D330BF/CF	127		ZC5030	132		ZD120	128	
Z5D360BF/CF	127		ZC5033	132		ZD130	128	
Z5D390BF/CF	127		ZC5036	132		ZD150	128	
Z5D430BF/CF	127		ZC5039	132		ZD160	128	
Z5D470BF/CF	127		ZC5043	132		ZD180	128	
Z5D510BF/CF	127		ZC5047	132		ZD200	128	
Z5D560BF/CF	127		ZC5051	132		ZDT10	41	
Z5D620BF/CF	127		ZC5056	132		ZDT11	41	
Z5D680BF/CF	127		ZC5062	132		ZDT30	41	
Z5D750BF/CF	127		ZC5068	132		ZDT40	68	
Z5D820BF/CF	127		ZC5075	132		ZDT41	68	
Z5D910BF/CF	127		ZC5082	132		ZDT42	68	
Z5D1000BF/	127		ZC5091	132		ZDT44	68	
CF			ZC5099	132		ZDT45	68	
Z8B series	134		ZC5108	132		ZDX1F	78	
Z7B series	134		ZC5109	132		ZDX1R	78	
ZC700	78		ZC5110	132		ZDX2F	78	
ZC701	78		ZC5111	132		ZDX2R	78	
ZC702	78		ZC5112	132		ZDX3F	78	
ZC703	78		ZC5113	132		ZDX3R	78	
ZC704	78		ZC5115	132		ZDX4F	78	
ZC705	78		ZC5116	132		ZDX4R	78	
ZC706	78		ZC5118	132		ZF2. 7	128	
ZC707	78		ZC5120	132		ZF2. 7P	128	
ZC708	78, 131		ZC5122	132		ZF3	128	
ZC709	78, 131		ZC5124	132		ZF3P	128	
ZC710	78, 131		ZC5127	132		ZF3. 3	128	
ZC711	78, 131		ZC5130	132		ZF3. 3P	128	
ZC712	78, 131		ZC5133	132		ZF3. 6	128	
ZC713	78, 131		ZC5136	132		ZF3. 6P	128	
ZC714	78		ZC5139	132		ZF3. 9	128	
ZC715	131		ZC5143	132		ZF3. 9P	128	
ZC716	131		ZC5147	132		ZF4. 3	128	
ZC718	131		ZC5151	132		ZF4. 3P	128	
ZC720	131		ZC5156	132		ZF4. 7	128	
ZC722	131		ZC5162	132		ZF4. 7P	128	

Index to Semiconductors and Semiconductor Comparable Types

Type No.	Pages	Comparable Types	Type No.	Pages	Comparable Types	Type No.	Pages	Comparable Types
ZF5.1	128		ZPY43	129		ZS131	78	
ZF5.1P	128		ZPY47	129		ZS132	78	
ZF5.6	128		ZPY51	129		ZS133	79	
ZF5.6P	128		ZPY56	129		ZS140	79	
ZF6.2	128		ZPY62	129		ZS141	79	
ZF6.2P	128		ZPY68	129		ZS142	79	HS9008
ZF6.8	128		ZPY75	129		ZS143	79	
ZF6.8P	128		ZPY82	129		ZS150	79	HS9008
ZF7.5	128		ZPY91	129		ZS151	79	HS9001
ZF7.5P	128		ZPY100	129		ZS152	79	HS9008
ZF8.2	128		ZR10	88		ZS153	79	HS9001
ZF8.2P	128		ZR10T	88		ZS154	79	
ZF9.1	128		ZR11	88		ZS155	79	
ZF9.1P	128		ZR11T	88		ZS170	89	
ZF10	128		ZR12	88	BY118	ZS171	89	
ZF10P	128		ZR12T	88		ZS172	89	
ZF11	128		ZR13	88		ZS174	89	
ZF11P	128		ZR14	88		ZS176	89	
ZF12	128		ZR15	89		ZS178	89	
ZF12P	128		ZR20	89		ZS270	89	
ZF13	128		ZR21	89		ZS271	89	
ZF13P	128		ZR22	89		ZS272	89	
ZF15	128		ZR23	89		ZS273	89	
ZF15P	128		ZR24	89		ZS274	89	
ZF16	128		ZR60	89		ZS276	89	
ZF16P	128		ZR61	89		ZS278	89	
ZF18	128		ZR62	89		ZSA7	134	
ZF18P	128		ZR63	89		ZSA11	134	
ZF20	128		ZR64	89		ZT20	42	
ZF20P	128		ZR66	89		ZT21	42	
ZF22	128		ZR68	89		ZT22	42	
ZF22P	129		ZR200	89		ZT23	42	
ZF24	128		ZR200R	89		ZT24	42	
ZF24P	129		ZR201	89		ZT40	41	BC108, BC109
ZF27	128		ZR201R	89		ZT41	41	BC108, BC109
ZF27P	129		ZR202	89		ZT42	41	
ZF30	128		ZR202R	89		ZT43	41	
ZF30P	129		ZR203	89		ZT44	41	
ZF33	128		ZR203R	89		ZT80	42	AC127
ZF33P	129		ZR204	89		ZT81	42	
ZHS101	88		ZR204R	89		ZT82	42	
ZHS102	88		ZS7	134		ZT83	42	
ZHS103	88		ZS9	134		ZT84	42	
ZHS104	88		ZS10A	78	HSP1010	ZT86	42	
ZHS105	88		ZS10B	78	HSP1012	ZT87	42	
ZHS106	88		ZS11	134		ZT88	42	
ZOB series	134		ZS14	134		ZT89	42	
ZPU100	129		ZS17	134		ZT90	44	
ZPU120	129		ZS20A	78	HSP1007	ZT91	44	
ZPU150	129		ZS20B	78	HSP1009	ZT92	44	
ZPU18Q	129		ZS21	78	HS3132	ZT93	44	
ZPU220	129		ZS22	78	HS3133	ZT94	44	
ZPY3.9	129		ZS23	134		ZT95	44	
ZPY4.3	129		ZS24	78	HS3134	ZT110	42	
ZPY4.7	129		ZS30A	89	1N645	ZT111	42	
ZPY5.1	129		ZS30B	89	1N645	ZT112	42	
ZPY5.6	129		ZS31A	89	1N645	ZT113	42	
ZPY6.2	129		ZS31B	89	1N645	ZT114	42	
ZPY6.8	129		ZS32A	89	1N645	ZT116	42	
ZPY7.5	129		ZS32B	89	1N645	ZT117	42	
ZPY8.2	129		ZS33A	89	1N646	ZT118	42	
ZPY9.1	129		ZS33B	89	1N646	ZT119	42	
ZPY10	129		ZS34A	89	1N647	ZT152	29	
ZPY11	129		ZS34B	89	1N647	ZT180	29	
ZPY12	129		ZS100	89	1N645	ZT181	29	
ZPY13	129		ZS101	89	1N645	ZT182	29	
ZPY15	129		ZS102	89	1N645	ZT183	29	
ZPY16	129		ZS103	89	1N646	ZT184	29	
ZPY18	129		ZS104	89	1N647	ZT187	29	
ZPY20	129		ZS106	89	1N649	ZT202	41	
ZPY22	129		ZS108	89		ZT203	41	
ZPY24	129		ZS120	78	HS3130	ZT204	41	
ZPY27	129		ZS121	78	HS3131	ZT210	30	
ZPY30	129		ZS122	78	HS3132	ZT211	30	
ZPY33	129		ZS123	78	HS3133	ZT280	29	
ZPY36	129		ZS124	78	HS3134	ZT281	29	
ZPY39	129		ZS130	78		ZT282	29	

Index to Semiconductors and Semiconductor Comparable Types

Type No.	Pages	Comparable Types	Type No.	Pages	Comparable Types	Type No.	Pages	Comparable Types
ZT283	29		ZTX383	43		ZX11	130	
ZT284	29		ZTX384	43		ZX12	130	
ZT287	29		ZTX450	43		ZX13	130	
ZT402	41		ZTX451	43		ZX15	130	
ZT706	42		ZTX500	29	BC252A	ZX16	130	
ZT706A	42		ZTX501	29	BC251A	ZX18	130	
ZT708	43	2N708	ZTX502	29	BC251A	ZX20	130	
ZT709	42		ZTX503	29	BC251A	ZX22	130	
ZT1479	43		ZTX504	29	BC256A	ZX24	130	
ZT1480	43		ZTX510	29		ZX27	130	
ZT1481	44		ZTX530	29		ZX30	130	
ZT1482	44		ZTX531	29		ZX33	130	
ZT1483	44		ZTX537	30		ZX36	130	
ZT1484	44		ZTX538	30		ZX39	130	
ZT1485	44		ZTX541	29		ZX43	130	
ZT1486	44		ZTX542	29		ZX47	130	
ZT1487	44		ZTX550	30		ZX51	130	
ZT1488	44		ZTX551	30		ZX56	130	
ZT1489	45		ZTX3702	29		ZX62	130	
ZT1490	45		ZTX3703	29		ZX66	130	
ZT1613	43	2N1613	ZTX3704	43		ZX75	130	
ZT1700	43		ZTX3705	43		ZX82	130	
ZT1701	44		ZTX3706	43		ZX91	130	
ZT1702	45		ZTX3707	43		ZX100	130	
ZT1708	41	2N706A	ZTX3708	41		ZX110	130	
ZT1711	43	2N711	ZTX3709	43		ZX120	130	
ZT2120	44		ZTX3710	43		ZX130	130	
ZT2205	42		ZTX3711	43		ZX150	130	
ET2206	42		ZTX3903	43		ZX160	130	
ZT2270	44		ZTX3904	43		ZX180	130	
ZT2369A	42		ZTX3905	29		ZX200	130	
ZT2475	42	2N2368	ZTX3906	30		ZY3.9	130	
ZT2476	43		ZTX4400	43		ZY4.3	130	
ZT2477	43		ZTX4401	43		ZY4.7	130	
ZT2708	41		ZTX4402	29		ZY5.1	130	
ZT2857	41		ZTX4403	30		ZY5.6	130	
ZT2876	44		ZW2.7	129		ZY6.2	130	
ZT2938	42		ZW3	129		ZY6.8	130	
ZT3375	44		ZW3.3	129		ZY7.5	130	
ZTX107	42	BC107	ZW3.6	129		ZY8.2	131	
ZTX108	42	BC108	ZW3.9	129		ZY9.1	131	
ZTX109	42		ZW4.3	129		ZY10	131	
ZTX114	42		ZW4.7	129		ZY11	131	
ZTX196	41		ZW5.1	129		ZY12	131	
ZTX197	41		ZW5.6	129		ZY13	131	
ZTX212	29		ZW6.2	129		ZY15	131	
ZTX213	29		ZW6.8	129		ZY16	131	
ZTX214	29		ZW7.5	129		ZY18	131	
ZTX223	43		ZW8.2	129		ZY20	131	
ZTX237	43		ZW9.1	129		ZY22	131	
ZTX238	43		ZW10	129		ZY24	131	
ZTX239	43		ZW11	129		ZY27	131	
ZTX300	42	ZTX301	ZW12	130		ZY30	131	
ZTX301	42		ZW13	130		ZY33	131	
ZTX302	42	ZTX303	ZW15	130		ZY36	131	
ZTX303	42	ZTX304	ZW16	130		ZY39	131	
ZTX304	42		ZW18	130		ZY43	131	
ZTX310	42		ZW20	130		ZY47	131	
ZTX311	42		ZW22	130		ZY51	131	
ZTX312	42		ZW24	130		ZY56	131	
ZTX313	42		ZW27	130		ZY62	131	
ZTX314	42		ZW30	130		ZY68	131	
ZTX320	41	ZTX321	ZW33	130		ZY75	131	
ZTX321	42		ZX3.9	130		ZY82	131	
ZTX325	41		ZX4.3	130		ZY91	131	
ZTX326	41		ZX4.7	130		ZY100	131	
ZTX327	43		ZX5.1	130		ZY110	131	
ZTX330	41	2N3707	ZX5.6	130		ZY120	131	
ZTX331	41		ZX6.2	130		ZY130	131	
ZTX337	43		ZX6.8	130		ZY150	131	
ZTX338	43		ZX7.5	130		ZY160	131	
ZTX341	41		ZX8.2	130		ZY180	131	
ZTX342	41		ZX9.1	130		ZY200	131	
ZTX382	43		ZX10	130				









# Duncan's Amp Pages

Tube numbering - last updated 26/08/06 21:34:52

Home

Up

Frequently, questions are asked about Vacuum Tube numbering schemes, so here is a few bits and pieces to start the ball rolling. This is by no means exhaustive, so if you feel you can add to this then please [mail me](#) and I'll get the information included, with appropriate credits.

This page is lengthy, so you may wish to print it out.

[CV numbers](#) | [European](#) | [European \(old\)](#) | [Mazda tubes](#) | [Mazda rectifiers](#) | [USA \(RETMA\)](#)

## CV numbers

Format is CV followed by up to 5 digits, e.g. CV4004. Used by the British Military to codify vacuum tubes, gas tubes, and latterly, some semiconductor devices.

CV numbers can be directly mapped onto NATO numbers, as 5960-XX-000-YYYY where XX is the country code, and YYYY is the CV number. For example, 5960-99-000-4004 = CV4004 (12AX7WA), with 99 indicating country of origin as UK.

## European scheme (Mullard/Philips)

### First letter: Filament

- A** 4V
- B** 0.18A (series)
- C** 0.2A (series)
- D**  $\leq 1.4V$  (series/parallel)
- E** 6.3V (series/parallel)
- F** 12.6V
- G** 5V (parallel)
- H** 0.15A (series)
- K** 2V
- L** 0.45A (series)
- P** 0.3A (series)
- U** 0.1A (series)
- V** 0.05A (series)
- X** 0.6A (series)
- Y** 0.45A (series)

### Second and subsequent letters: construction

- A** Diode (excluding rectifier)
- B** Double diode
- C** Triode (signal, not power)
- D** Power output triode
- E** Tetrode (signal, not power)
- F** Pentode (signal, not power)

- L** Power output tetrode or pentode
- H** Hexode or heptode (of the hexode type)
- K** Octode or heptode (of the octode type)
- M** Tuning indicator
- Q** Nonode.
- Y** Half wave rectifier
- Z** Full wave rectifier

**First digit: Basing**

- 1** Miscellaneous
- 2** Miniature 10 pin.
- 3** International octal
- 4** 8-pin miniature (B8A)
- 5** Magnoval (B9D)
- 8** Noval (B9A)
- 9** Miniature (B7G)

**Remaining digits: sequence number**

- \* Note that signal pentodes and tetrodes which end in even numbers are sharp cutoff tubes. Those ending in odd numbers, are remote cutoff tubes.

**Examples**

**EF86:** 6.3V filament, signal pentode, Noval base, sharp cutoff.

**GZ34:** 5V filament, full wave rectifier, International Octal base.

**PCL82:** 0.3A series string filament, signal triode + power pentode, Noval base.

**E88CC:** Doesn't fit! This is actually a special quality version of the ECC88, and swapping of the second and third field was commonplace to denote "SQ" tubes.

**European scheme (old Philips)**

Many thanks to **Frank Philipse** for providing the following information. He kindly translated the Dutch text to English from: Gegevens en schakelingen van moderne ontvang-en versterkerbuizen. (1940 Philips).

Frank says "Initially type coding of Philips tubes was done in the following way: The type number consisted of a capital letter, followed by 3 or 4 digits. The capital letter indicated the heater current as follows:"

**First letter: Heater current**

- A** 0.06 to 0.10A
- B** 0.10 to 0.20A
- C** 0.20 to 0.40A
- D** 0.40 to 0.70A
- E** 0.70 to 1.25A
- F** 1.25A and higher

**Subsequent digits: Heater voltage, elements, amplification factor**

The first digit, or in case of a four digit number the first two digits, indicated the heater voltage. For triodes, the last two digits indicated the amplification factor in its working point. For tubes with more grids the last two digits had the following meaning:

41, 51, etc. were tetrodes with space charge grid. (dual grid tubes)  
 42, 52, etc. were H.F. screen grid tubes. (tetrode)  
 43, 53, etc. were output pentodes.  
 44, 54, etc. were binodes. (this was a combined diode-triode or diode-tetrode)  
 45, 55, etc. were H.F. tetrodes-selectodes (tetrode with variable gain)  
 46, 56, etc. were H.F. pentodes.  
 47, 57, etc. were H.F. pentodes-selectodes. (pentode with variable gain)  
 48, 58, etc. were hexode frequency changers.  
 49, 59, etc. were hexodes-selectodes. (hexode with variable gain)

An E499 for example is a triode. The E means that the heater current lies between 0.4 and 1.25 A (1.0 actually). The heater voltage is 4 Volts and the amplification factor is 99.

An E446 is a H.F. pentode with a heater current between 0.4 and 1.25 A (1.1A actually) and a heater voltage of 4 Volts.

Eventually, because of new developed tubes, this type numbering system was no longer sufficient and a new system was developed. Since 1934 all new tubes were coded according to the new system which is still in use for most European tubes. (e.g. ABC1, EABC80, AD1, EL34)

## Mazda signal valves

### **First number: Filament**

**1** 1.4V (parallel or series)  
**6** 6.3V (parallel or series)  
**10** 0.1A (series)  
**20** 0.2A (series)  
**30** 0.3A (series)

### **Letters: construction**

**C** Frequency changer with special oscillator section.  
**D** Signal diode(s).  
**F** Voltage amplifier tetrode or pentode.  
**FD** Voltage amplifier tetrode or pentode with diodes.  
**FL** Voltage amplifier tetrode or pentode with voltage amplifier triode.  
**K** Small gas triode or tetrode.  
**L** Voltage amplifier triode or double triode, including oscillator triode.  
**LD** Voltage amplifier triode with diode(s).  
**M** Tuning indicator  
**P** Power amplifier tetrode or pentode  
**PL** Power amplifier tetrode or pentode with voltage amplifier triode.

### **Final number: sequence number**

#### **Examples:**

**6F22:** 6.3V filament, Voltage amplifier tetrode or pentode. (6F22 = EF86).

**6P15:** 6.3V filament, Power amplifier tetrode or pentode. (6P15 = EL84 / 6BQ5).

**30PL12:** 0.3A series string filament, Power amplifier tetrode or pentode with voltage amplifier triode. (30PL12 = PCL82 / 16A8).

## Mazda power rectifiers

**Letters indicate rectifier type:**

**U** High vacuum half-wave.

**UU** High vacuum full-wave.

**Final number: sequence number**

**USA (RETMA) system**

**First number: filament voltage**

**0** Cold cathode (e.g. voltage regulator tube).

**1** 0.1 - 2.0

**2** 2.1 - 2.9

**3** 3.0 - 3.9

**n** n.0 - n.9

**Letter or letters: sequence code**

One or two letters to indicate the sequence code. When the single character codes were used up, double character codes were introduced. Note that U - Z generally (but not always) as the only character, or last character, are used for rectifiers

**Final number: Element count**

The number of elements in the tube, the filament counting as 1. For example, the 6SN7 has two cathodes, two grids, two plates, and a filament.

**Additional letters:**

**A** Controlled heater warmup time, although can also be used to denote increased ratings or performance over and above the non-A model.

**B** Improved ratings/performance.

**C** Ditto.

**G** Glass bulb.

**GT** Glass tubular.

**W** Ruggedised version.

**X** Low loss ceramic base.

**Y** Low loss phenolic base.

**Examples:**

**6SN7GT**: Filament rating is between 6.0 - 6.9V, SN=sequence code, 7 elements, glass tubular envelope.

**6V6GT**: Filament rating is between 6.0 - 6.9V, V=sequence code, 6 elements, glass tubular envelope, low loss phenolic base.

**12AY7**: Filament rating is between 12.0 - 12.9V, AY=sequence code, 7 elements.

VS	Variable mu tetrode
W	Variable mu pentode
X	Triode hexode, heptode, octode, frequency changer
Y	Tuning indicator
Z	HF pentode

#### USA (Radio Manufacturers Association)

This code consists of digits, letters, digits plus an optional suffix. A variant is used by the Russians.

The first digits give the heater voltage rating, with the exception that the codes 7 and 14 are used to indicate 6.3V and 12.6V valves with a loctal base. Not all tubes follow the rules; for instance 1F4 has 2V heaters and 2C22 has 6.3V heaters.

Letters specify the type of valve, but there appears to be no consistency of coding. S often indicates a single-ended (no top cap) version of an earlier valve with such a cap

Second digits give either the number of active electrodes, or the number of external connections.

The suffix letters specify the type of envelope or base. The code is

G	large Glass envelope.
GC	Glass Compact, a tubular glass envelope
GT	Glass Tubular, the smallest glass envelope
LT	Locking base
M	Metal envelope
WA	High quality version

#### Mazda Code (Great Britain)

Consists of digits, Letters, digits. Do not confuse with a US code.

First digits give heater voltage, except that 10, 20, 30 indicate 100mA, 200mA, 300mA for series connection

Letters give type of valve

C	Frequency changer
D	Signal diode
F	Signal tetrode/pentode
K	Thyratron
L	Signal triode
M	Tuning indicator
P	Output tetrode/pentode
U	Half wave rectifier
UU	Full wave rectifier.

Mazda codes tend not to double up letters - L is used for multiple triodes also.

Final digits distinguish between otherwise identical codes.

#### British Royal Air Force

Code consists of letters followed by digits. The letters have the following meanings :

VCR	- valve cathode ray (CRT)
VGT	- valve gas triode (thyatron)
VI	- valve indicator (tuning eye)
VR	- valve receiving (general receiving valve)
VS	- valve stabilising (gas stabiliser)
VT	- valve transmitting (general transmitting valve)
VU	- rectifier

### British Army

Again, letters followed by digits. The letter part gives the valve type as follows :

ACR - Army CRT  
AR - Army receiving valve (generally triode)  
ARD - Army receiving diode  
ARDD - Army receiving double diode  
ARH - Army receiving hexode  
ARP - Army receiving pentode  
ARS - Army receiving screen grid (tetrode)  
ARTH - Army receiving triode hexode  
ARTP - Army receiving triode pentode  
AT - Army transmitting valve (generally power triode)  
ATP - Army transmitting Pentode  
ATS - Army transmitting Screen Grid (Tetrode)  
AU - Army Rectifier  
AW - Army Stabiliser

### British Royal Navy

Another letters followed by digits code. The letters give the type of the valve, as follows :

NC Navy CRT  
NGT Navy gas triode (thyatron)  
NR Navy receiving valve  
NS Navy stabiliser  
NT Navy transmitting (or power) valve  
NU Navy rectifier

### Other British series

CV (common valve) numbers replaced the above 3 codes during WW2. There is no way to decode these by simple inspection of their number. ZA and 10E are also used as prefixes to catalogue numbers. For example UHF (Thorned' triode 10E/392 is also equivalent to ZA 3055, VR 135, NR 80, CV 1135 and E 1148.

### French Army

Originally numbered in the TM (Télégraphie Militaire) series with the letters TM followed by the type number. There was also an E11' series of all-metal construction with octal base and equivalent to comparable American types but using 11-volt heaters. Thus 11L6 was similar to 6L6 but using 11-volt heaters. Valves marked ECMR indicate French army origin (Etablissement Centrale du Matériel Radio-télégraphique militaire.

### German Defence (Reichswehr)

Most German army valves use a special base and bear codes in the format: two letters, two digits, one letter and two digits.

### First letter

R Reichswehr (Defence), includes both Wehrmacht (Army) and Kriegsmarine (Navy)

### Second letter

D Dekametric wavebands  
G Rectifier (Gleichrichter) or diode  
K Cathode ray tube  
L Transmitting or Power  
V Amplifier (Verstärker)

### First number

Heater voltage

### Third letter

A Cathode ray indicator

D	Dual anode
G	Rectifier or diode
H	Hexode
L	Speed modulation
M	Magnetron
P	Pentode
T	Triode

#### Final number

This indicates the maximum power output in watts if the valve is a power tube, the coefficient of amplification if an amplifier or maximum rectified current if a rectifier.

A different scheme was used by the Air Force, employing two letters and a number.

The number is a simple type number, issued progressively as each new valve was registered.

#### First letter

L	Luftwaffe (German Air Force)
---	------------------------------

#### Second letter

B	Cathode ray tube
D	Dekametric waves
F	Special type
G	Rectifier or diode
K	Stabiliser
M	Magnetron
S	Transmitting, wavelengths above 1 metre
V	Amplifier, wavelengths above 1 metre

Exceptions to this scheme include SA (rectifier), SD (triode) and SF (pentode), all using 1.9V heaters.

#### Mazda (France)

Television tubes use the code letter C (for cathode ray tube), a number (indicating screen size in mm), then two letters followed by a number. The first indicates the method of deflection (M = magnetic, S = electrostatic) and the second the screen colour (B = blue, G = green, R = radar long-persistence, W = white). The numbers were allocated sequentially.

#### Miniwatt (France)

This is a subset of the European system. Either two or three letters are used, followed by a sequential number.

#### First letter (heater)

A	4V AC
B	180mA DC
C	200mA AC/DC
D	1.4V battery
E	AC and 6.3V car battery
F	13V car battery
H	4V battery
K	2V battery
U	100mA AC/DC

#### Second and optional third letter (type of valve)

A	Diode
B	Double diode
C	Triode (oscillator, detector, amplifier)
D	Audio power triode
E	Pentode
F	RF pentode
H	Hexode or heptode

K Octode  
L Audio power pentode  
M Visual tuning indicator  
X Dual-anode rectifier (gas-filled)  
Y Single anode rectifier (vacuum)  
Z Dual-anode rectifier (vacuum)

Television tubes use two letters followed by a number. The first indicates the method of deflection (D = electrostatic, M = magnetic) and the second the screen colour (B = blue, G = green, R = radar long-persistence, W = white). The numbers were allocated sequentially.

#### Telefunken (Germany)

This simple code had just two series, RE and RS, standing for Röhren-Empfangen (receiving valves) and Röhren-Senden (transmitting valves). The three-digit number following indicates first the heater current (first two digits, in hundredths of an amp) then the heater voltage (4, 3, 2 or 1 for 4V, 3V, 2V or 1.5V). The final letter indicates the valve base pattern, t for Telefunken, d for Europa-base with side contact for space grid, and no letter at all for Europa-base.

#### American Army (US Army - Signal Corps)

VT numbers are USA military valves, with no way of decoding their pattern without look-up tables, although many valves were dual-marked with VT and civilian part numbers.

BVA numbers (British Valve Association) were assigned to valves used for civilian replacements in WW2.

Copyright © 1996 Andy Emmerson

[Back to the Database](#)  
[Back to the Home page](#)

---

 [Enrico Tedeschi, e.tedeschi@direct.co.uk](mailto:e.tedeschi@direct.co.uk)

Page maintained by [webmaster@Brighton-UK.com](mailto:webmaster@Brighton-UK.com)



---

# How to decode European Valve numbers

---

## Valve Numbers and how to decode them

European system, also known in Britain as the Mullard Code

Two codes are used, one for transmitting and industrial valves, the other for receiving valves. Both consist of a string of two or three letters followed by a series of digits, for example ECC83, EL34.

### TRANSMITTING VALVES

First letter (general class of valve)

M	LF power amplifier or modulator triode
P	RF power pentode
Q	RF power tetrode
R	Rectifier
T	RF power triode

Second letter (type of cathode)

G	Oxide-coated filament in mercury-vapour rectifier
V	Indirectly heated oxide-coated cathode
X	Directly heated pure tungsten filament
Y	Directly heated thoriated tungsten filament
Z	Directly heated oxide-coated filament (except in mercury-vapour rectifiers)

Third letter

S	Silica envelope
---	-----------------

First number (anode voltage in kV) followed by hyphen

05	0.5kV
5	5kV
12	12kV and so on

Second number (output)

For valves up to 5kW anode dissipation, the figures indicate maximum anode dissipation in watts.

For water-cooled valves above 5kW dissipation, the figures indicate the maximum output in kW.

For rectifiers, the figures indicate the maximum permissible rectified current per valve in milliamps.

### RECEIVING AND GENERAL PURPOSE VALVES

First letter (heater rating)

A	4V
B	180mA DC series connection
C	200mA AC/DC series connection
D	1.4V DC (normally directly heated, can also be 0.625, 1.2 or 1.25V)
E	6.3V (by far the most common prefix)
F	12.6 or 13V
G	5V, later defined as @miscellaneous voltages <sup>1</sup>
H	150mA series connection
K	2V DC
L	450mA series connection (?)

O cold device, not heated, e.g. cold cathode tube, voltage stabiliser or semiconductor device  
P 300mA AC/DC series connection  
U 100mA series connection  
V 50mA series connection  
X 600mA series connection  
Y 450mA series connection

The second and where applicable, third and fourth letters in multi-electrode valves indicate the types of device in the valve. They are normally listed in alphabetical order.

A Signal diode  
B (=AA) double diode  
C Signal triode  
D Output or power triode (e.g. TV shunt stabiliser)  
E Signal tetrode  
F Signal or RF pentode  
H Hexode or heptode (Hexode structure)  
K Heptode or octode (octode structure)  
L Output tetrode, beam tetrode, or pentode (including TV line output valves)  
M Magic eye tuning indicator  
N Gas-filled triode or thyatron  
Q Nonode  
X Full-wave rectifier or double diode (gas-filled)  
Y Half wave rectifier or single diode (vacuum)  
Z Full-wave rectifier or double diode (vacuum)

Digits indicate the base (first digit) and a code to distinguish valves that would otherwise have identical numbers (e.g. EL84 and EL85 are both output pentodes with a 6.3V heater on a B9A base. They are otherwise different).

1 - 10	side contact
11 - 20	footless
21 - 30	Loctal
31 - 39 and 300 series	International Octal
40 - 49, 140 - 149	B8A
60, 70	Subminiatures
80 - 89, 180 and 800 series	B9A
90 - 99	B7G
200 series	B10B
500 series	B9D

GEC Code (Marconi/Osram Brands also)

Consist of Letter (or Letters) followed by digits (e.g. L63, KT88). The digits are simply to distinguish similar valves (like all triodes), and cannot be decoded. The letters have the following meaning.

A Industrial valve (Maybe almost anything - power triode, etc.)  
B Double triode  
D Diode  
GU Gas-filled rectifier  
GT Gas Triode (Thyatron)  
H Signal triode (high impedance)  
KT Kinkless tetrode (beam tetrode)  
L Signal triode (low impedance)  
MU Indirectly heated rectifier  
N Output pentode  
P Output triode  
QP Quiescent push-pull double pentode  
S Tetrode (Screen Grid Valve)  
U Rectifier



OTHER BOOKS ON RADIO, TELEVISION AND AUDIO FROM THE NEWNES TECHNICAL LIST. FURTHER INFORMATION MAY BE OBTAINED ON ANY OF THESE BOOKS SIMPLY BY WRITING TO THE PUBLISHERS AT THE ADDRESS BELOW.

**Beginners Guide to Colour Television**

2nd Edition

Gordon J. King, RTechEng, MIPRE, FSRE, MRTS, FISTC

1973 0 408 00101 1 188 pages Illus  
190 x 127 mm

**Beginners Guide to Electric Wiring**

2nd Edition

F. Guillou and C. Gray

1975 0 600 41026 9 192 pages Illus  
190 x 127 mm

**Beginners Guide to Electronics 3rd Edition**

T. L. Squires, CEng, MIERE and C. M. Deason, MSc, BSc

1974 0 408 00126 7 240 pages Illus  
190 x 127 mm

**Beginners Guide to Radio 7th Edition**

Gordon J. King, RTechEng, MIPRE, FSRE, MRTS, FISTC

1970 0 408 00016 3 204 pages Illus  
190 x 127 mm

**Beginners Guide to Television 5th Edition**

Gordon J. King, RTechEng, MIPRE, FSRE, MRTS, FISTC

1972 0 408 00084 8 212 pages Illus  
190 x 127 mm

**Beginners Guide to Transistors 2nd Edition**

I. R. Sinclair and J. A. Reddihough

1975 0 408 00145 3 169 pages Illus  
190 x 127 mm

**Guide to Broadcasting Stations 17th Edition**

1973 0 592 00081 8 206 pages Illus  
190 x 127 mm

**50 Photoelectric Circuits and Systems**

P. S. Smith

1972 0 592 02879 8 92 pages Illus  
166 x 108 mm

**20 Solid State Projects for the Car and Garage**

R. M. Marston

1970 0 592 00048 6 124 pages Illus  
222 x 140 mm

**20 Solid State Projects for the Home**

R. M. Marston

1968 0 592 02872 0 114 pages Illus  
222 x 140 mm

**110 Semiconductor Projects for the Home Constructor**

R. M. Marston

1968 0 592 00058 3 134 pages Illus  
222 x 140 mm

**110 Integrated Circuit Projects for the Home Constructor**

R. M. Marston

1971 0 592 00058 3 136 pages Illus  
222 x 140 mm

**110 Thyristor Projects Using SCR's and Triacs**

R. M. Marston

1972 0 592 00074 5 146 pages Illus  
222 x 140 mm

**110 Operational Amplifier Projects for the Home Constructor**

R. M. Marston

1975 0 408 00163 4 128 pages Illus  
222 x 140 mm

**Questions and Answers on Colour Television 2nd Edition**

J. Reddihough and D. Knight

1975 0 408 00162 3 134 pages Illus  
186 x 108 mm

**Questions and Answers on Electronics**

Clement Brown

1972 0 408 00041 4 112 pages Illus

186 x 108 mm

**Questions and Answers on Hi-Fi**

Clement Brown, Assoc IERE

1974 0 408 00151 8 96 pages Illus  
165 x 114 mm

**Questions and Answers on Integrated Circuits**

R. G. Hibberd, BSc, CEng, FIEE

1974 0 408 00115 1 96 pages Illus  
165 x 114 mm

**Questions and Answers on Radio and Television 3rd Edition**

H. W. Hellyer, AMTS, AIPRE, AMISM

1971 0 408 00054 6 128 pages Illus  
165 x 114 mm

**Questions and Answers on Transistors 3rd Edition**

Clement Brown

1972 0 408 00145 3 96 pages Illus  
166 x 108 mm

**Electronics Pocket Book 3rd Edition**

P. J. McGoldrick, MSc, BSc(Eng), AMIEE

1976 0 408 00209 3 314 pages Illus  
184 x 126 mm

**Transistor Pocket Book**

R. G. Hibberd, BSc, CEng, FIEE

1965 0 600 41327 6 312 pages Illus  
184 x 126 mm

**Integrated Circuit Pocket Book**

R. G. Hibberd, BSc, CEng, FIEE

1972 0 408 00076 7 282 pages Illus  
190 x 127 mm

**Foundations of Wireless and Electronics 9th Edition**

M. G. Scroggie, BSc, CEng, FIEE

1975 0 408 00188 7 552 pages Illus  
215 x 141 mm

**Newnes Technical Books**

Butterworths, Borough Green, Sevenoaks, Kent TN15 8PH