


Wireless World

March 1968 Three Shillings

**The world's best loudspeaker?
Large-scale microelectronics**






This is the most versatile iron available, for many reasons


Here are just eighteen

Fit any of the eighteen interchangeable bits to this Antex miniature soldering iron and you have the most versatile iron available for fine precision soldering of miniature and micro miniature assemblies. Fitted with a $\frac{3}{32}$ " Ferraclad bit as standard, the optional bits offer a diverse range of shapes and sizes. The well balanced handle of the CN240 can be seen in electronics factories and production lines throughout the world. It plugs into any mains outlet. And the element at the end of the iron provides perfectly controlled heat, without any danger of overheating components. With a weight of only 1oz, plus its extremely supple flex, the CN240 is light and easy to handle. No transformer is required. The CN240 is only one of a large range of fine precision soldering tools and equipment by Antex. Introduce yourself to Antex by sending for a colour catalogue. Simply send the coupon.

PRICE
32/6



PRECISION MINIATURE SOLDERING IRONS



Antex, Grosvenor House, Croydon, CR9 1QE.

Telephone 01-686 2774

To Antex, Grosvenor House, Croydon, CR9 1QE.
Please send me _____ copies of the Antex
Precision Soldering Catalogue.

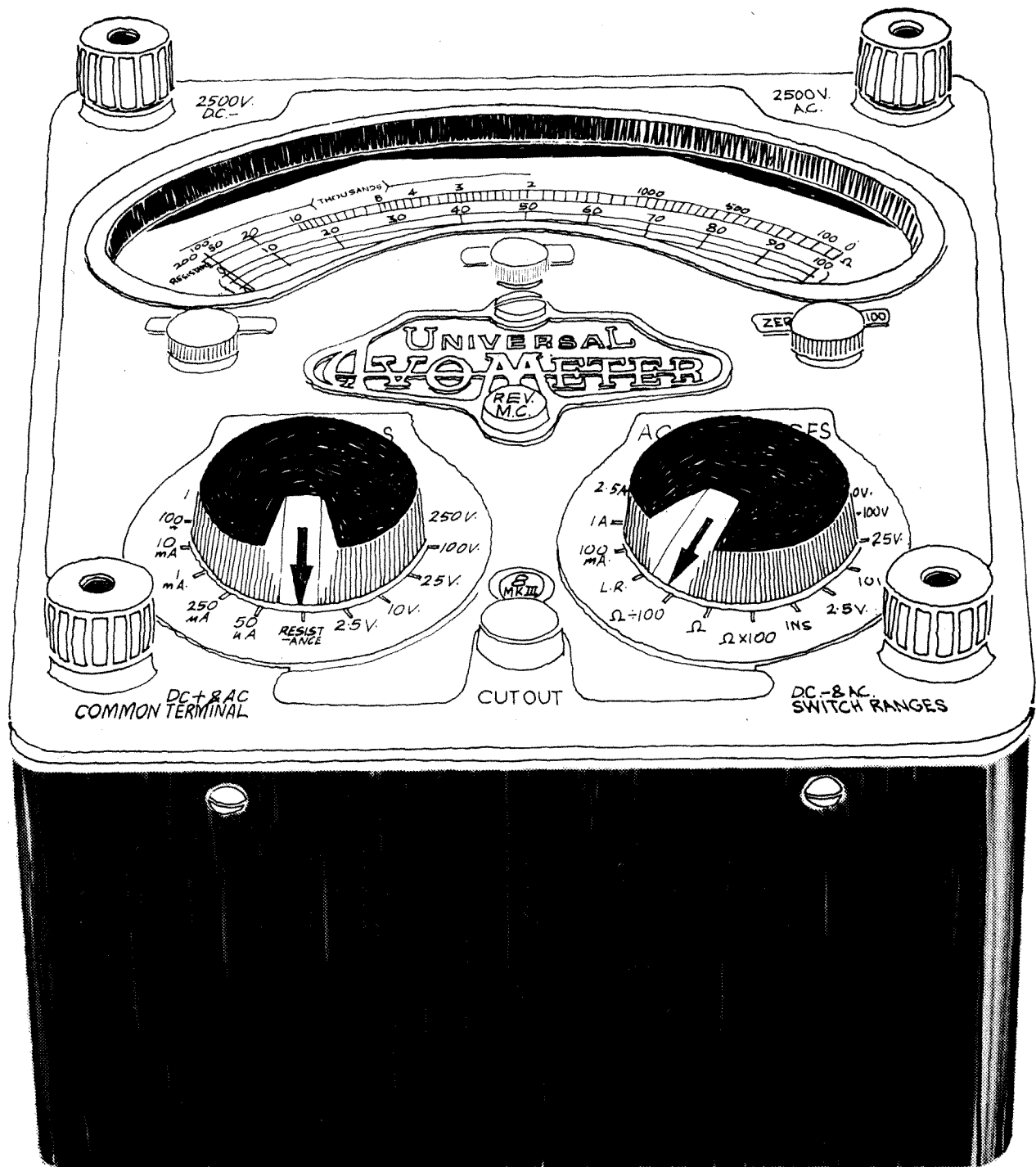
NAME: _____

POSITION: _____

COMPANY: _____

ADDRESS: _____

(W.3.)



OK, so you're a knob-twiddler

After all, you're only human, and those two big knobs on the Model 8 Avometer are terribly tempting. Just by twiddling them, you can have over 30 calibrated ranges at your command—11 current, 15 voltage, 5 resistance, and a 30dB power scale. Twiddle yourself a good combination of accuracy (1%fsd/dcA, 2%fsd/dcV, 2½%fsd/ac) and sensitivity (20kΩ/Vdc, 1kΩ/Vac, except 2.5Vac scale 100Ω/V). Plus automatic cut-out, fused ohms circuit, trio of ohms zero-adjustments, reverse-polarity button and anti-parallax mirror. No wonder the Model 8 is the first choice of electronic, radio and TV engineers everywhere. Get yours from your local dealer or direct from Avo Ltd, Avocet House, Dover, Kent. Telephone Dover 2626. Telex 96283.



AVΩ MEANS BASIC MEASUREMENTS ALL OVER THE WORLD

WW—005 FOR FURTHER DETAILS

A2

BREAK THE SOUND BARRIER



MODEL 488 SONO-BAR



MODEL 419 RANGER II

SHURE MICROPHONES—
WORLD STANDARD WHEREVER
RELIABILITY AND
SOUND QUALITY ARE PARAMOUNT

WITH PROVED **SHURE** SETTING THE WORLD'S STANDARD IN SOUND **NOISE CANCELLING MICROPHONES**

When the chips are down, and noise levels are high, Shure Noise Cancelling microphones with their exclusive Controlled Magnetic cartridges, distance-discrimination design, and specially tailored response get the message through . . . even when noise level is so high the operator cannot hear himself! They have been field-tested and proved in such ear-shattering environments as: drop forges, helicopters, police power boats, "hard surface" gyms among cheering crowds, motorcycles, jets revving up, fire engines, etc.

SHURE MODEL 488 SONO-BAR

Rugged, impact resistant "Armo-Dur" case. Four types: High or low impedance; transistorized for direct replacement of carbon microphone; and FAA Certified Transistorized Aircraft version.

SHURE MODEL 419 RANGER II

New small size. Only about half the size and weight of conventional mobile communications microphones. Unsurpassed for use with portable or miniaturized equipment.

Please send me details of Shure microphones. Please recommend the best model for use with my equipment.

NAME

ADDRESS

TO SHURE ELECTRONICS LTD • 84 BLACKFRIARS ROAD • LONDON • SE1 Tel: 01-928 6361


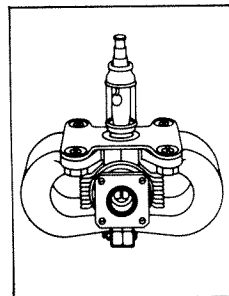
WW-006 FOR FURTHER DETAILS



Safe Journey

... when your radar is fitted with EEV magnetrons

Navigators feel all the safer for having an EEV magnetron on board. It's because they know that EEV specifically designs for a longer, more reliable life. As well as being prominent in the airborne and marine field EEV is also the only British manufacturer of magnetrons for heavy radars. The range available is wide enough for practically every requirement but if you have something special in mind EEV's long and unique experience in magnetrons shows that this is the company to make it. In the meantime details of the standard range are available on request.



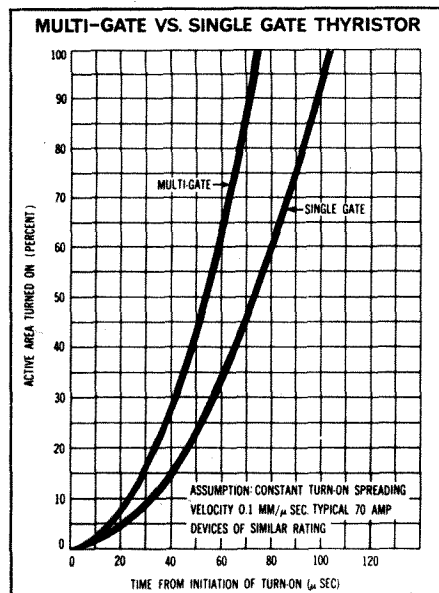
ENGLISH ELECTRIC VALVE COMPANY LIMITED
 WW—007 FOR FURTHER DETAILS

CHELMSFORD, ESSEX. TELEPHONE: 61777
 AP298

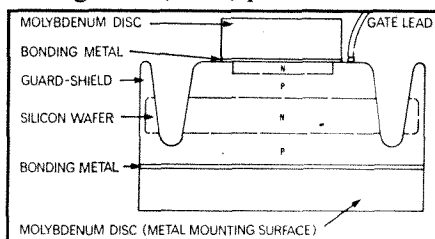
If it's worth 3 minutes of your time to learn the state-of-the-art in Thyristors,

start here: Exclusive Multi-Gate Thyristors When thyristors are to be operated with steeply rising current pulses and/or high repetition rates, great care must be exercised in establishing the operating conditions and selecting the device to be utilized. A self-saturating reactor may be introduced into the circuit to limit the rate-of-rise of current (di/dt); this will permit a conventional high-power thyristor to carry heavy load currents which exhibit high di/dt . Where it is not practical to use such a reactor, which is often bulky and expensive, a thyristor with enhanced turn-on action must be used. Such action can be obtained by providing the thyristor with multiple gates.

IR multi-gate thyristors exhibit reduced turn-on voltage at any given instant during the turn-on period and shorter time for equalization of current flow throughout the entire semiconductor wafer. The consequent reduction in turn-on power losses will permit increased load current to be carried and the device will exhibit faster turn-off time. It will also be able to withstand greater rates of rise of reapplied off-state voltages because of the lower junction temperature at the instant of current commutation.



MIM-Protection IR's epitaxial thyristors offer the exclusive feature of metal-ion migration (MIM) protection.



During manufacture, the silicon wafer for epitaxial thyristors is contoured to improve the high-voltage characteristics of the device. This illustration shows the cross-section of a typical contoured silicon wafer.

Metal-ion migration can occur because of the electrical potential that exists at the junction interfaces at the edge of the wafer. When the device is energised, metal-ions are attracted from the metal mounting surface towards the junction interfaces. Migration may occur even though the wafer has been cleaned by etching and sealed with inert sealers or varnishes. When the minute metallic particles reach the interfaces, they can cause degradation or failure of the device. IR's epitaxial devices employ an exclusive groove etching technique which provides needed contouring and, in addition, builds a guard-shield against metal-ion migration.

Bulk Avalanche Thyristors These devices exhibit true avalanche behaviour in the bulk of the crystal, thus avalanching at approximately the same voltage in both forward and reverse avalanche modes. Bulk avalanche devices are characterised by extremely low leakage current, which is mostly bulk leakage and which does not show any drift or instability under long-term, high-voltage blocking operation. In addition, IR's epitaxial thyristors can be repeatedly broken over into the conduction mode without detrimental effects as long as the power ratings and the rate-of-rise of turn-off current (di/dt) are kept within the listed specifications.

As a result of the epitaxial construction, there is a substantial decrease in the forward

voltage drop during turn-on. This reduces the total power loss during the turn-on action, which in turn reduces the temperature of the device. Therefore IR epitaxial thyristors are well adapted for inclusion in inverter and switching applications.

Ultra Fast Turn-Off Thyristors Early last year IR implemented a major technological breakthrough by going into quantity production at Oxted of thyristors exhibiting turn-off times below 3 microseconds, faster than those yet produced by any other semiconductor manufacturer. To date this claim remains undisputed. The devices designated "RCU" are offered in two current ranges of 8 and 10 amperes (full-cycle-average) with voltage ratings of 50-800 volts PRV/PFV. The turn-off times of all IR "RCU" thyristors are measured at maximum base temperature. The maximum operating frequency of a thyristor circuit is obviously dependent on turn-off time, and introduction of "RCU" thyristors means that high-power inverter circuits may be operated at frequencies in excess of 30 kHz. By utilizing "RCU" thyristors, the inverter designer may subsequently reduce the size and cost of the inverter components used in commutating circuits.

The principal applications for the "RCU" thyristors also include high-frequency induction heating, ultrasonic equipment and d.c.-d.c. converters. Detailed information about the world's leading range of thyristors and how they can solve your specific problems is yours on request from International Rectifier. Just ask.


Stop here. Now you know, thanks to



International Rectifier · Hurst Green
Oxted · Surrey · Telephone: Oxted 3215
Telex: 95219 (RECTIFIER OXTED)

WW-008 FOR FURTHER DETAILS

Mercury Vapour Rectifiers




DATA

Type	Service type	Peak inverse voltage max. (kV)	Peak anode current max. (A)	Mean anode current max. (A)	Max. d.c. output 3-phase full wave	
					Voltage (kV)	Current (A)
869B	—	20.0	10.0	2.5	19.0	7.5
AH200	—	20.0	10.0	2.5	19.0	7.5
AH205/ 857B	CV2673	22.0	40.0	10.0	21.0	30.0
AH211A	CV532	16.0	8.0	2.0	15.2	6.0
AH221	CV5 CV1435	20.0	5.0	1.25	19.0	3.75
AH238	CV1629	13.0	5.0	1.25	12.4	3.75
BD10	—	1.0	25.0	8.0	0.95	24.0
BD12*	—	1.0	2 x 50	2 x 16.5	0.95	49.5


*Full wave rectifier.

This range of Mercury Vapour Rectifiers is available from your local EEV stockist. English Electric Valves production methods ensure the reliability and performance you are looking for and prices are competitive.

Coventry Factors Ltd, Coronet House, Upper Well Street	Coventry Tel: Coventry 21051
Downes & Davies Ltd, G.P.O. Box 555, 72 Chapeltown Street	Manchester 1 Tel: Ardwick 5292
Edmundson Electronics Ltd, 60-74 Market Parade, Rye Lane, Peckham	London SE15 Tel: New Cross 9731
Gothic Electrical Supplies Ltd, Gothic House, Henrietta Street	Birmingham 19 Tel: Central 5060
Harper Robertson Electronics Ltd, 97 St George's Road	Glasgow C3 Tel: Douglas 2711
Smith & Cookson Ltd, 49/57 Bridgewater Street	Liverpool 1 Tel: Royal 3154-7
The Needham Engineering Co. Ltd, P.O. Box 23, Townhead Street	Sheffield 1 Tel: Sheffield 27161
Wireless Electric Ltd, Wirelect House, St Thomas Street	Bristol 1 Tel: Bristol 294313



ENGLISH ELECTRIC VALVE COMPANY LIMITED CARHOLME ROAD, LINCOLN, TELEPHONE: 26352
WW—009 FOR FURTHER DETAILS



We make our monolithic capacitors in Britain

Monobloc ; an advanced product for sophisticated applications. A tiny component that has become the most exciting prodigy this side of the Atlantic. Its capacitance is vast, its size minute – up to 1 uf in $0.3 \times 0.3 \times 0.1$ in. (nine times smaller than a postage stamp). This capacitance-to-volume ratio is achieved by the unique monolithic construction. Wafer-thin ceramic dielectrics and platinum electrodes are fused into a solid, layered structure, to give a volumetric efficiency 10 to

100 times that of conventional capacitors. It's a rugged little device. The layered construction gives excellent stability and resistance to every form of shock and environmental stress. We manufacture a preferred range, concentrated on the individual requirements of the British designer. There are other configurations available for more complicated designs : glass-encased, precision moulded, phenolic coated, and unencapsulated chips for hybrid integrated circuits.

The monolithic capacitor is already a pretty important contribution to the progress of modern electronics – our Monobloc Ceramicon design caters for projects of the future.

Contact us for the full details. Technical Sales, **Erie Electronics Limited,*** South Denes, Great Yarmouth, Norfolk. Phone : 0493 4911 Telex : 97421

Monoblocs are to be featured in the 1968 edition 6 catalogue of S.T.C. Electronic Services. Monobloc and Ceramicon are registered trade marks.



*Formerly Erie Resistor Limited.

WW—010 FOR FURTHER DETAILS



Doctors needed a battery they could trust inside you while it worked to save your life!

Mallory made it.

What can we do for you?

Medical science needed a battery. A battery that literally could keep your heart beating. A battery to power a heart pacemaker—the electronic device that “shocks” sluggish hearts into a normal beat. A battery that would last three years or more in the surgically-implanted device, even in the high temperature environment of the body. Mallory made it. Mallory leads the way in miniature power sources for all needs. The high-energy of the Mallory mercury battery and its extraordinary reliability have found many uses in medical electronics. Mercury batteries can be made so small they will fit into “radio capsules” that transmit from within your stomach. The Electronic Larynx is used to transmit sound waves into the throat cavity of people whose larynx has been removed.

If you're considering a battery system for a new product, think of what Mallory can do for you. If you have portable power problems our sales and application engineers are at your service. Contact our Manager, U.K. Sales, at Mallory Batteries Limited, Gatwick Road, Crawley, Sussex—Crawley 26041—or get in touch with our nearest industrial distributor.

BIRMINGHAM Messrs. Hawnt & Co., 112/114 Pritchett Street, Birmingham, 6. Aston Cross 4301
BRISTOL Wireless-Electric Ltd., "Wirelect House", St. Thomas Street, Bristol, 1. Bristol 294313
BURNHAM—BUCKS Gawt Distributor Services Ltd., The Red House, High Street, Burnham, Bucks. Orchard Grove 694
CARDIFF South Wales Wireless Installation Co. Ltd., 121 City Road, Cardiff. Cardiff 23636
COVENTRY Coventry Factors Ltd., Upper Well Street, Coventry. Coventry 21051
CRAWLEY S.A.S.C.O., P.O. Box 20, Gatwick Road, Crawley, Sussex. Crawley 28700
GLASGOW British Electrical & Mfg. Co. Ltd., 183 St. Vincent Street, Glasgow, C.2. City 4131
 Harper Robertson Electronics Ltd., 97 St. George's Road, Glasgow, C.3. Douglas 2711
 S.A.S.C.O., Factory 13B, Carbrain Industrial Estate, Cumbernauld, Glasgow. Cumbernauld 410
HARLOW Standard Telephones & Cables Ltd., Electronic Services Sub-Division, Edinburgh Way, Harlow, Essex. Harlow 26811
HITCHIN S.A.S.C.O., Hunting Gate, Wilbury Way, Hitchin, Herts. Hitchin 2242
 Roberts Electronics Ltd., 17 Hermitage Road, Hitchin, Herts. Hitchin 50551/2
LEEDS A. C. Farnell Limited, 81 Kirkstall Road, Leeds, 3. Leeds 35111
LONDON British Electrical & Mfg. Co. Ltd., 10 Rushworth Street, London S.E.1. WATerloo 7731
 Cables & Components Ltd., Coronation Road, Park Avenue, London N.W.10. ELGar 2265
 Edmundsons Electronics, 60-74 Market Parade, Rye Lane, London S.E.15. New Cross 9731
 Lugton & Co. Ltd., Mr. Lun, Radio House, 209-212 Tottenham Court Rd., London W.1. Museum 3261
NEWCASTLE British Electrical & Mfg. Co. Ltd., Clavering Place, Newcastle-upon-Tyne, 1. Newcastle 22416
 J. Gledson & Co. Ltd., Newbiggin Lane, Westerhope, Newcastle-upon-Tyne, 5. Newcastle 869033
NORTHAMPTON E.M.F. (Electrical) Ltd., Dunster Street, Northampton. Northampton 37316
POYNTON Scientific Furnishings Ltd., Electronics Division, Poynton, Cheshire. Poynton 2215
SHEFFIELD Needham Engineering Co. Ltd., P.O. Box 23, Townhead Street, Sheffield, 1. Sheffield 27161
SUNDERLAND British Electrical & Mfg. Co. Ltd., 16/17 Bridge Street, Sunderland. Sunderland 70567

It's good business to do business with Mallory

MALLORY

WW—011 FOR FURTHER DETAILS

Heathkit World-Leader in INSTRUMENTS · HI-FI · RADIO · Electronic kits

The construction manual provided with the kit ensures successful assembly



5in. GENERAL-PURPOSE OSCILLOSCOPE, 10-12U


- "Y" sensitivity 10 mV. r.m.s. per cm. at 1 kc/s ● Bandwidth 3 c/s-4.5 Mc/s. ● Frequency compensated input attenuator X1, X10, X100. T/B, 10 c/s-500 kc/s. in 5 steps.
- Two extra switch selected pre-set sweep frequencies in T/B range. ● T/B output approx. 10 v. peak to peak. ● Built-in IV calibrator ● Facility for "Z" axis modulation ● Electronically stabilised power supply ● Power req. 200-250 v. A.C., 40-60 c/s., 80 watts ● Fused ● Front panel, silver and charcoal grey ● Cabinet, charcoal grey, size 8 $\frac{1}{2}$ " x 14" x 17in. deep. Net weight 23lb. 56-page construction and operation manual.

Kit £35.17.6. Ready-to-use £45.15.0


Attenuator and demodulator probes available as optional extras.

3in. PORTABLE GENERAL-PURPOSE SERVICE OSCILLOSCOPE, OS-2

- Modern styling, lightweight and compact size, make this the ideal 'scope for service man, laboratory technician, amateur radio enthusiast or hobbyist. ● "Y" bandwidth 2 c/s-3 Mc/s \pm 3 dB. ● Sensitivity 100 mV/cm ● Push-pull vertical and horizontal amplifiers ● Wide range time-base generator 20 c/s-200 kc/s in four ranges. ● Automatic lock-in synchronisation ● Mu-metal c.r.t. shield ● Printed circuit board construction ● Power req. 200-250 v. 50-60 c/s A.C. 40 watts ● Fused ● Front panel silver and charcoal grey. Size 5in. w. x 7 $\frac{1}{2}$ in. h. x 12in. deep. Weight: 9 $\frac{1}{2}$ lb.



Kit £23.18.0. Ready-to-use £31.18.0



6in. VALVE VOLTMETER, 1M-13U

- Modern styling ● Extra features ● The ideal VVM for the Electronic Engineer ● 6in. Ernest Turner 200 μ A. meter with multi-coloured scales ● Unique gimbal bracket allows bench, shelf or wall mounting ● Measures A.C. (r.m.s.), D.C. volts 0-1.5, 5, 15, 50, 150, 500, 1,500 ● Resistance range 0.1 to 1,000M Ω with int. battery ● Vernier action zero and ohms adjustment ● Roller-tinned printed circuit ● High input resistance (11M Ω) ● Comprehensive assembly and operation manual ● Size 5 x 12 $\frac{1}{2}$ x 4 $\frac{1}{2}$ in. Complete with test prod and leads.


Kit £18.18.0. Ready-to-use £26.18.0

4 $\frac{1}{2}$ in. Valve Voltmeter-V-7A (not illustrated). Kit £13.18.6.

Ready-to-use £19.18.6

GENERAL-PURPOSE SERVICE RF SIGNAL GENERATOR, RF-1U

- Ideal for the alignment and trouble shooting of RF, IF and audio circuits ● Large easy-to-read dial ● Pre-aligned coil and bandswitch assembly RF output of at least millivolts ● 100 kc/s-100 Mc/s. fundamentals up to 200 Mc/s harmonics ● 400 cycle audio signal with 4 v. output ● Dimensions 9 $\frac{1}{2}$ in. wide x 6 $\frac{1}{2}$ in. high x 5in. deep.



Kit £13.18.0. Ready-to-use £20.8.0

AUDIO SIGNAL GENERATOR, AG-9U (not illustrated)

Kit £23.15.0. Ready-to-use £31.15.0

See these and other Heathkit models in the FREE catalogue

NEW! PORTABLE STEREO TAPE RECORDER, STR-1

- $\frac{1}{2}$ track stereo or mono record and playback at 7 $\frac{1}{2}$, 3 $\frac{1}{2}$ and 1 $\frac{1}{2}$ i.p.s. ● 18 transistor circuit ● Record level indicator ● Digital counter with zero reset ● Stereo mic. and aux. inputs. ● Speaker/headphone outputs. ● Built-in audio amplifier gives 4 watts rms output per channel. ● Two high efficiency 8in. x 5in. speakers.


Versatile Recording facilities. So-easy-to-build. Outstanding performance for price.

Kit £45.18.0. Ready-to-use £59.15.0



NEW! PORTABLE STEREO RECORD PLAYER, SRP-1

- Compact, economical stereo and mono record playing for the whole family ● Mains operated ● All "solid state" circuitry. ● Modern compact styling ● Detachable second loudspeaker gives optimum stereo effect ● Automatic playing of 16, 33, 45 and 78 rpm records ● Suitcase portability ● Two 8in. x 5in. speakers ● Controls: Volume, Balance and Tone. Dimensions: overall 27in. wide x 14 $\frac{1}{2}$ in. high x 7 $\frac{1}{2}$ in. deep.



Kit £27.15.0. Ready-to-use price on request.

THE CAR RADIO TO COMPLETE YOUR MOTORING PLEASURE CR-1



Complete your motoring pleasure with this small, compact, high output unit. Superb long and medium wave entertainment whenever you drive. For 12v. positive or 12v negative car earth systems.

- 8 latest semi-conductors (6 transistors, 2 diode circuit) ● Powerful output (4 watts) will drive two speakers. ● Styled to harmonise with most car colour schemes ● Supplied in two units, pre-assembled and aligned RF unit kit. £11.3.6 inc. P.T. IF/AF amplifier kit £11.3.6.

Total price kit (excl. LS) ... £12.17.0 inc. P.T.

L/speakers and accessories available as extras.

"OXFORD" LUXURY TRANSISTOR PORTABLE, UXR-2

This superb transistor radio is the ideal domestic or personal portable Medium and Long Wave receiver ● Solid leather case and handle ● Easy-to-read tuning scale ● Extra large loudspeaker. Push button L, MW and tone ● 10 semi-conductors (7 transistors plus 3 diodes) ● Sockets for personal earphones, tape recorder, car aerial ● Internal 9-volt battery (not supplied) lasts for months ● Latest printed circuit techniques ● Comprehensive, easy-to-follow, fully illustrated Instruction Manual.



Kit £14.18.0 inc. P.T. Ready-to-use price on request

● Prices quoted are Mail Order, and include free delivery in U.K. ● Retail prices slightly higher.

DAYSTROM LTD.

DEPT. WW.3, GLOUCESTER, ENGLAND

Member of the Schlumberger Group including the Heath Company

MANUFACTURERS OF THE WORLD-FAMOUS EASY-TO-BUILD ELECTRONIC KITS

Heathkit World-famous Easy-to-build

INSTRUMENTS • HI-FI • RADIO • ELECTRONIC KITS

(Deferred terms available on all orders over £10, U.K. only)

NEW! 12+12W TRANSISTOR STEREO AMPLIFIER

Model TSA-12



Luxury performance at lowest cost

• 17 transistors, 6 diode circuit • ± 1 dB., 16 to 50,000 c/s at 12 watts per channel into 8 ohms • Output suitable for 8 or 15 ohm loudspeakers • 3 stereo inputs for Grams., Radio and Aux. • Modern low silhouette styling • Attractive aluminium, golden anodised front panel • Handsome assembled and finished walnut veneered cabinet available • Matches Heathkit models TFM-1 and AFM-2 transistor tuners.

Kit £30.10.0 (less cabinet)
Ready to use £42.10.0

Beautiful Walnut cabinet £25.0 extra.

20+20W TRANSISTOR STEREO AMPLIFIER

Model AA-22U



An International Class amplifier which offers superb realism and beauty of music at a very com-

petitive price. Professional, elegant, compact, slim-line styling. The best of American transistor techniques allow high output with low distortion. 5 stereo inputs (five each channel) for pick-up, radio tuner, tape and two other sources. 20 transistor, 10 diode circuit. Beautiful, fully finished walnut veneered cabinet (optional extra).

Kit £39.10.0 (less cabinet)

Walnut cabinet £25.0 extra.

Ready to use £59.15.0 (inc. cabinet)

5 W HI-FI MONO AMPLIFIER KIT Model MA-5



A low-priced general purpose Hi-Fidelity amplifier based on the popular S-33 for those who do not require a stereophonic system. Separate bass and treble controls. Gram and Radio inputs. Suitable for most crystal pick-ups. A printed circuit simplifies construction.

Kit £11.9.6

Ready to use £15.15.0

STEREO CONTROL UNIT KIT Model USC-1



Incorporates all worthwhile features for Hi-Fidelity stereo and mono. Push-button selection, accurately matched ganged controls to ± 1 dB. Negative feedback rumble and variable low-pass filters. Printed circuit boards. Accepts inputs from most tape-heads and any stereo or mono pick-up.

Kit £19.19.0

Ready to use £27.5.0

LW/MW TRANSISTOR PORTABLE RADIO KIT Model UXR-1



Beautiful leather case. Easy-to-read scale. 7 semi-conductors. Printed circuit board 7in. X 4in. Special loudspeaker. Pre-aligned IF transformers. 9-volt battery operated. Easy to construct, excellent in performance and value.

Kit £12.11.0 (inc. P.T.)

"MOHICAN" GENERAL COVERAGE RECEIVER KIT Model GC-IU



This fully transistorised receiver which includes 4 piezo-electric transistors, is in the forefront of receiver design. It is an excellent portable or fixed station receiver. The R.F. "front-end" is supplied as a pre-assembled and pre-aligned unit. Its many features include a 10-transistor circuit, printed circuit board, telescopic whip antenna tuning meter, and a large slide-rule dial giving a total length of approximately 70 inches. Housed in a steel cabinet and powered by two 6 volt dry batteries (not supplied), mounted internally, it gives frequency coverage from 580 kc/s to 30 Mc/s in five bands; thus enabling world-wide reception. Electrical bandspread covers the amateur bands from 80 to 10 metres—each band having a scale length of approximately 8 inches, BFO tuning and Zener diode stabiliser. Size 6 $\frac{1}{2}$ in. X 12in. X 10in. Please write for specification leaflet.

Kit £37.17.6 Ready to use £45.17.6

STABILISED POWER PACK Models MSP-IM and MSP-IW



Specially recommended for industrial and laboratory use, meeting the need for a reliable and versatile stabilised power pack capable of a very high performance. Input 200-250 v. 40-60 c/s., A.C., fully fused. Output: H.T. 200-410 v. D.C. at 0-225 mA. in 3 switched ranges. Unstabilised A.C., 6.3 v. at 4.5 A. centre-tapped. Two 3in. "easy-to-read" meters for reading voltage and current simultaneously. Separate L.T. and H.T. supply transformers. All output circuits are isolated. Size 13in. X 8 $\frac{1}{2}$ in. X 9 $\frac{1}{2}$ in.

MSP-IM (with meters) Kit £36.12.6 Ready to use £43.12.6

MSP-IW (less meters) Kit £29.17.6 Ready to use £36.17.6

BALUN COIL UNIT KIT

Model B-IU. Will match unbalanced co-axial lines to balanced lines of either 75 or 300 Ω impedance. Frequency range 10-80 m., input up to 200 watts.

Kit £5.5.6 Ready to use £5.18.0

TAPE PRE-AMPLIFIER KITS Models TA-IM and TA-IS



The Combined Tape Record/Replay Amplifier is available in both monophonic and stereophonic model. Model TA-IM can be modified to the stereo version with modification kit TA-IC.

TA-IM Kit £19.18.0

Ready to use £28.18.0

TA-IS Kit £25.10.0

Ready to use £35.18.0

TA-IC Kit .. £6.15.0

All prices are mail order and include free delivery in the U.K.

Deferred Terms
are available on all orders above £10

AMATEUR TRANSMITTER KIT

Model DX-100U

The World's most popular

Amateur TX Kit



Completely self-contained. 150 w. D.C. input. Built-in highly stable VFO and all Power Supplies. The KT88 high-level anode and screen modulator stage gives over 100 watts of audio from less than 1.5 mV input.

Keying on CW is via the VFO and buffer amplifier cathodes; the other RF valves are biased beyond cut-off. Provision has been made for remote control operation. Covers all Amateur bands up to 30 Mc/s. 'phone or CW. Kit £81.10.0 Ready to use £106.15.0

AMATEUR BANDS RECEIVER KIT

Model RA-1 The ideal economically priced fixed station,



portable or mobile receiver covering the Amateur bands from 160-10 m., each band separately calibrated on a large illuminated slide-rule dial. Features: Signal strength meter, tuned RF amplifier stage, half-lattice filter, adjustable noise limiter. Freq. coverage 160, 80, 40, 20, 15, 10 metre bands, I.F. 1620 kc/s.

Kit £39.6.6

Ready to use £52.10.0

HEATHKIT

SINGLE SIDE BAND EQUIPMENT

Transmitters, Receivers, Transceivers. Send for details of models. Fully illustrated American Catalogue of Heathkit range sent for only 1/- post-paid. Or see selection of models in British catalogue.

REFLECTED POWER METER KIT

Model HM-IIU Indicates reliably but inexpensively, whether the R.F. power output of your transmitter is being transferred efficiently to the radiating antenna. Kit £8.10.0 Ready to use £10.15.0

VARIABLE FREQUENCY OSCILLATOR KIT. Model VF-IU

Specially designed to meet the demand for the maximum possible flexibility from an amateur Transmitter which would otherwise be subject to certain limitations imposed by crystal control. Calibrated for all Amateur bands 160-10 metres, fundamentals on 160 and 40 m. Ideal for Heathkit DX-40U and similar transmitters. Kit £10.17.6 Ready to use £15.19.6



Q MULTIPLIER KIT. Model QPM-1

A reasonably priced Q Amplifier for the amateur and short-wave enthusiast. This self-powered unit (200-250 v. 50/60 c/s.) may be used with communications receivers to provide both additional selectivity and signal rejection. Models QPM-1 for 470 kc/s. IF. QPM-16 for 1.6 Mc/s. IF. Kit, either model £8.10.0 Ready to use £12.14.0



AERIAL TOWER KITS. Model HT-I, HT-IG

Height 32ft. sq. section 3ft. X 3ft. at base (no stays required). Accessories available as extras:

HT-IG Kit (galvanised) £43.15.0

HT-I Kit (red oxide) £37.15.0

DAYSTROM LTD.

DEPT. WW.3, GLOUCESTER, ENGLAND

Member of the Schlumberger Group including the Heath Company

MANUFACTURERS OF THE WORLD'S LARGEST-SELLING ELECTRONIC KIT-SETS

WW-013 FOR FURTHER DETAILS

Outstanding British Equipment by Heathkit

(All models available as easy-to-build kits or Ready-to-use).

FM TUNER KIT, Model FM-4U

Tuning range 88-108 Mc/s Flywheel tuning. Attractive perspex front panel in two tone grey with golden trim. Thermometer type tuning indicator, pre-aligned I.F. transformers. Own built-in power supply. Tuning heart model FMT-4U £2/15/- incl. P.T.
I.F. amplifier and power supply, Model FMA-4U. Complete with case and valves £13/13/-. Sold separately.
Kit Total £16.8.0.

STEREO DECODER SD-1

Ideal for use with valve FM Tuners.
Kit £8.10.0 Ready-to-use **£12.5.0**

3+3 W HI-FI STEREO AMPLIFIER Kit Model S-33H

An inexpensive stereo-mono amplifier with the high sensitivity necessary for lightweight miniature ceramic pick-ups (e.g., Decca Deram). De luxe version of the S-33 with attractive two-tone grey Perspex panel.
Kit £15.17.6 Ready-to-use **£21.7.6**

MONO CONTROL UNIT KIT Model UMC-1

Ideal for use with MA-12 or similar amplifier. Output 0.25 v. Send for full details.
Kit £9.2.6 Ready-to-use **£14.2.6**

AMATEUR TRANSMITTER KIT Model DX-40U

Covers all amateur bands from 80 to 10 metres, crystal controlled. Power input 75 watts C.V. 60 watts peak controlled carrier phone. Output 40 watts to aerial. Provision for VFO. Filters minimise T.V. interference. Modulator and power supplies are built-in. Single knob band switching is combined with a pi-network output circuit for complete operating convenience. A high-grade moving-coil meter indicates the final grid or anode current. Provision is made for the use of 3 crystals.
Prices now reduced to:—
Kit £29.19.0 Ready-to-use **£41.8.0**

GENERAL COVERAGE RECEIVER KIT RG-1

An inexpensive communications type receiver specially designed for the short wave listener with many refinements found only in receivers costing much more. Freq. coverage 32 Mc/s.-1.7 Mc/s. in 5 ranges also M.W. band.
Kit £39.16.0 Ready-to-use **£53.0.0**
Optional extras available.

GRIP-DIP METER KIT. Model GD-1U

Functions as oscillator or absorption wavemeter. With plug-in coils for continuous frequency coverage from 1.8 Mc/s. to 230 Mc/s.
Kit £11.9.6 Ready-to-use **£14.9.6**
Additional Plug-in Coils Model 341-U extend coverage down to 350 kc/s. With dial correlation curves. 17/6.

TRANSISTOR INTERCOM KITS Models XI-1U and XIR-1U

9 v. battery operated. Up to five remote stations can be operated with each Master. The Master unit can call any one, a combination, or all five Remote stations and any Remote station can call the Master.
Model XI-1U (Master)
Kit £11.9.6 Ready-to-use **£17.9.6**
Model XIR-1U (Remote)
Kit £4.9.6 Ready-to-use **£5.18.0**

HI-FI STEREO AMPLIFIER KIT Model S-99

18 w. output (9 per channel with 0.2 per cent. distortion at 9 w. per channel). It has ganged controls Stereo/Mono gram, radio and tape recorder inputs and push-button selection. Ultra-linear push-pull output. P.C. boards. Attractive Perspex front panel with golden surround and grey metal cabinet.
Kit £28.9.6 Ready-to-use **£38.9.6**

HI-FI SPEAKER SYSTEM KIT Model SSU-1

Ducted-port bass reflex cabinet "in the white." Frequency response is 40-16,000 c/s. Power rating 10 watts. Matched speaker units 8in. high flux (12,000 lines) with hyperbolic cone and 4in. wide angle dispersion type for higher frequencies.
Kit (with legs) £12.12.0 (less legs) **£11.17.6** (inc. P.T.)

A.M./F.M. TUNER KIT

Tuning range 88-108 M. (FM) 16-50, 200-550, 900-2,000 m. Flywheel tuning. Attractive Perspex front panel in two-tone grey with golden trim. Thermometer type tuning indicator, pre-aligned I.F. transformers. Switched wide and narrow A.M. bandwidths.
TUNING HEART Model AFM-TI £4/13/6 (inc. P.T.)
I.F. AMPLIFIER and Power Unit Model AFM-I. Complete with metal cabinet and valves **£22/11/6.** Sold separately.
Kit Total £27.5.0

ELECTRONIC WORKSHOP KIT EW-1

20 exciting experiments can be made with this one kit.
Kit £7.13.6 (incl. P.T.)

SINE/SQUARE GENERATOR Model IG-82U

Covers 20 c/s-1 Mc/s. in 5 bands. Simultaneous Sine and Square Wave outputs. Less than 0.15% rise time on Square Wave. Less than 0.5% distortion on Sine wave. Up to 10 volts output. This attractively styled generator is designed for maximum operating convenience. Size 13in. x 8½ x 7in. deep.
Kit £25.15.0 Ready-to-use **£37.15.0**

OSCILLOSCOPE TRACE DOUBLER KIT Model S-3U

This device will extend the use of your single-beam oscilloscope, and at a nominal cost, will give you the advantages of a double (or other multiple) beam 'scope.
Kit £13.10.0 Ready-to-use **£19.10.0**

OSCILLOSCOPE ACCESSORY KITS

Demodulation Probe kit 337-C **£2.17.6**
Low-cap Attenuator Probe kit Pk-1 **£3.12.6**
See also Oscilloscope page
● Deferred Terms available on all orders above £10.

HI-FI MONO POWER AMPLIFIER KIT Model MA-12

A compact Hi-Fidelity power amplifier (including auxiliary power supply). 12 watts output. Wide frequency range and low distortion. A variable sensitivity control is fitted enabling it to be used with an existing amplifier in a stereophonic system. Other applications reinforcement systems, transmitter modulators, for use with tape recorders.
Kit £12.18.0 Ready-to-use **£16.18.0**

"COTSWOLD" SPEAKER SYSTEM KIT

This acoustically designed enclosure measures 26 x 23 x 14½in., and houses a special 12in. base speaker with 2in. speech coil, elliptical middle speaker, together with a pressure unit to cover the full frequency range of 30-20,000 c/s. Its polar-distribution makes it ideal for really Hi-Fi Stereo. Delivered complete with speakers, cross-over unit, level-control, grille cloth, etc. Left in the white for finish to personal taste.
Kit £25.12.0
Also available Ready-to-use **£33.4.0**

4½in. VALVE VOLTMETER KIT Model V-7AU

The world's most popular valve voltmeter with printed circuit and 1 per cent. precision resistors to ensure consistent laboratory performance. It has 7 voltage ranges measuring respectively D.C. volts to 1,500 and A.C. to 1,500 r.m.s. and 4,000 peak to peak. Resistance measurements from 0.1 ohm to 1,000 megohms, with internal battery. D.C. input resistance is 11 megohms and dB measurement has a centre-zero scale. Complete with test prod, leads and standardising battery. Power requirements, 200-250 v. 40-60 c/s. A.C. 10 watts.
H.V. and R.F. Probes available as optional extras.
Kit £13.18.6 Ready-to-use **£19.18.6**

DECADE RESISTANCE BOX KIT

Model DR-1U. Range 1-99,999Ω in 1Ω Steps. Ceramic switches throughout. Current rating from 500 mA. to 5 mA. according to decades in circuit. Polished wooden cabinet supplied complete.
Kit £10.18.0 Ready-to-use **£14.18.0**
● Prices include Postage U.K.

DECADE CAPACITOR KIT Model DC-1U

Capacity values 100μF to 0.11μF in 100μF steps. Precision silver-mica capacitors and minimum loss ceramic wafer switches ensure high accuracy.
Kit £7.15.0 Ready-to-use **£10.18.0**

TELEVISION ALIGNMENT GENERATOR KIT Model HFV-1

Offers the maximum in performance, flexibility and utility at the lowest possible cost. Several outstanding features have been incorporated in this model which are unusual in instruments in this price range. Frequency coverage 3.6 Mc/s. to 220 Mc/s. on fundamentals. Unique non-mechanical sweep oscillator system. High level output on all ranges. Sweep deviations up to 42 Mc/s. Built-in fixed and variable marker generator (5 Mc/s. crystal supplied).
Kit £38.18.0 Ready-to-use **£49.15.0**
● Prices quoted are Mail Order Prices; retail prices slightly higher.

DAYSTROM LTD.

DEPT. WW.3, GLOUCESTER, ENGLAND


Member of the Schlumberger Group including the Heath Company

MANUFACTURERS OF THE WORLD'S LARGEST-SELLING ELECTRONIC KIT-SETS

See all these models, and many more...

in the latest HEATHKIT Catalogue


LOW-COST TRANSISTOR STEREO AMPLIFIER, TS-23



Incorporates all the essential features for good quality sound reproduction from record, radio and other sources • 16 transistor, 4 diode circuit • Good frequency response • 3 watts r.m.s. (15 ohms) each channel • 6 position selector switch easily handles your record, radio or tape inputs—stereo or mono • Separate controls provide bass boost, treble cut, amplifier balance and volume • Printed circuit board construction • Compact, slimline styling • Measures 3 7/8 in. high x 13 in. wide x 8 in. deep • Beautiful walnut veneered cabinet (optional extra) • Attractive Perspex front panel.

KIT £17.15.0 (less cabinet) **KIT £18.19.0 (with cabinet)**
Walnut veneered cabinet £2/5/- extra. Ready-to-use price on request

THE AVON COMPACT MINI SPEAKER SYSTEM



The ideal compact system for bookshelf or other small spaces • 6 1/2 in. bass speaker • 3 3/4 in. totally enclosed treble unit • Speakers rigidly mounted to 7/8 in. thick aluminium alloy plate • Inductor-capacitor cross-over unit • Strongly constructed, fully finished walnut veneered cabinet • Cabinet resonances are minimised by stout internal bracing and special acoustic absorbent filling • Suitable for use with amplifiers having an output impedance of 8-16 ohms, and power output of 5 to 15 watts. • Fast, easy assembly • Gives best possible performance relative to smallest possible size • Frequency response 50 c/s-19,000 c/s. • Size: 7 1/2 in. wide x 13 1/2 in. high x 8 3/4 in. deep. Comprising: Walnut veneered cabinet kit £8/18/-. Loudspeakers and cross-over network kit £4/18/- incl. P.T.

TOTAL PRICE KIT £13.16.0 incl. P.T.
Ready-to-use price on request

TRANSISTOR AM-FM STEREO TUNER, AFM-2



• 18 Transistor, 7 diode circuit • AM-LW/MW, FM Stereo and FM Mono tuning • Automatic stereo indicator light • Stereo phase control for maximum separation, minimum distortion • Automatic frequency control for positive "lock-in" tuning • Automatic gain control for even, steady volume • Pre-assembled and aligned "front end" FM unit • Separate AM and FM printed circuit boards • Self-powered • Low-silhouette styling—matches AA-22U amplifier • Handsome fully finished walnut veneered cabinet, available as optional extra. Comprising: AFM-2T RF Tuning Heart kit £7/17/6 incl. P.T., AFM-2A IF Amplifier and power supply kit £24/9/6.


TOTAL PRICE KIT £32.7.0 incl. P.T.
Optional extra: Walnut veneered cabinet £2/5/- extra

TRANSISTOR FM STEREO TUNER, TFM-IS

(Mono version TFM-IM available)


• 14 transistor, 5 diode circuit for cool instant operation • Mono TFM-IM and Stereo TFM-IS models available • Automatic frequency control • Stereo phase control to maximise stereo separation, minimise distortion • 4-stage IF section ensures high sensitivity and selectivity • Filtered outputs for direct "beat-free" stereo recording • Automatic stereo indicator light • Prealigned, preassembled "front-end" tuner and one circuit board for fast, simple assembly. Cabinet £2/5/- extra. Comprising: TFM-TI RF Tuning Heart Kit, £5/16/- incl. P.T., TFMA-IM (Mono) IF Amplifier, Power supply £15/3/-. Kit or TFMA-IS (Stereo) IF Amplifier, Power supply £19/2/- incl. P.T.

TOTAL PRICE KIT (Stereo) £20.19.0 incl. P.T.
TOTAL PRICE KIT (Mono) £24.18.0 incl. P.T.
Optional extra: Walnut veneered cabinet £2/5/- extra.



All models must perform to published specification when assembled in accordance with the instruction manual. ALL MODELS COVERED BY MONEY BACK GUARANTEE.

BERKELEY SLIM-LINE SPEAKER SYSTEM



• Specially designed to obtain optimum performance from the slim elegant cabinet • Beautiful walnut veneered, fully finished cabinet • Makes attractive addition to any room • Stood on end uses only 17 in. x 7 3/4 in. of floor space • Two specially designed loudspeakers give adequate power handling for most applications • 12 in. low resonance unit and 4 in. Mid/High frequency unit covers 30-17,000 c/s. • Build it in an evening • Professional attractive styling • Use one for mono and a pair for stereo • Outstanding performance at a low price • Shelf or floor standing • Use vertical or horizontal • Designed to harmonize with modern or traditional decor.

KIT £19.10.0 Ready-to-Use £24.0.0

LOW-COST SPEAKER SYSTEM SSU-1 (not illustrated)


• Build it yourself in an evening • All wooden parts accurately pre-cut, drilled and sanded • Wide frequency response • Two specially designed loudspeakers • Hi-Fi on a budget • Glue, sandpaper, etc. are included in kit • Use one for mono, two for stereo • Finish it to match your own furnishing • 16 page instruction manual • 7 in. or 15 in. legs optional extra, 14/6 • Use vertical or horizontal.

KIT £11.17.6 (less legs)
Ready-to-use price on request

LOW-COST SHORTWAVE RECEIVER, GR-64E

• 4 bands—3 short wave bands cover 1 Mc/s to 30 Mc/s, plus 550 kc/s to 1,620 kc/s AM broadcast band • Built-in 5 in. permanent magnet speaker for a big, bold sound • Illuminated 7 in. slide-rule dial with extra logging scale • Easy to read lighted bandspread tuning dial for precise station selection • Relative signal strength indicator aids pin-point station tuning • 4-valve superhet circuit plus two silicon diode rectifiers • Variable BFO control for code and SSB transmissions • Built-in external antenna connections • Built-in AM rod antenna • Fast, simple circuit board construction assures stability • Handsome "low-boy" styling—charcoal grey cabinet, black front panel, and green and white band markings • Headphone jack for private listening. Power requirements: 115, 230 v. 50-60 c/s A.C. 30 watts. Dimensions: 13 1/2 in. wide x 6 in. high x 9 in. deep.

KIT £22.8.0 Ready-to-Use £27.8.0



GENERAL COVERAGE RECEIVER, GR-54E

Powerful 6 valve-6 diode circuit. 3 SW bands cover 2 Mc/s to 30 Mc/s plus 550 kc/s to 1550 kc/s AM broadcast band and 180 kc/s to 420 kc/s aeronautical and radio navigation band. Tuned RF stage. 1/2 lattice crystal filter. Switchable USB LSW mode position. Built-in 4 in. x 6 in. PM speaker. Power req.: 120/240 v. 50-60 c/s A.C.

KIT £50.1.0 Ready-to-Use £63.6.0



Send for the Latest FREE CATALOGUE

Now with more Kits more colour. Fully describes these models along with over 150 models for Stereo/Hi-Fi, test and laboratory instruments, amateur radio gear, intercom, radio educational kits. Includes helpful information on Hi-Fi in your home and planning your Hi-Fi system. Mail coupon or write Daystrom Ltd., Dept. WW3 Gloucester.

VISIT THE HEATHKIT CENTRES
233 TOTTENHAM COURT ROAD, LONDON, W.1
Open Mon.-Fri. 9 a.m.-5.30 p.m. Sat. 9 a.m.-1 p.m.

AND
17-18 ST. MARTINS HOUSE, BULL RING, BIRMINGHAM
Open Tues.-Sat. 9 a.m.-6 p.m. inclusive.

HEATHKIT

All mail orders and correspondence
To: DAYSTROM LTD., Dept. WW.3, Gloucester. Tel.: 29451

Enclosed is £.....post paid U.K. only

Please send model(s).....

Please send me FREE Heathkit Catalogue.

NAME


ADDRESS

CITY

Prices and specifications subject to change without notice.


SANSUI isn't just a pretty face and the vital statistics prove it!

(although every unit is superbly styled)



MODEL 1000A AM/FM Multiplex Stereo Tuner Amplifier

This is a high-quality, tubed unit that uses the latest Nuvistor devices and power tubes. Other features include High-cut and Low-cut Filters for virtually interference-free enjoyment, a Muting switch that further reduces noise, and an Automatic Frequency Control switch to eliminate 'drift'.
 RMS power: 40/40 W.
 Music power: 100 W (IHFM).
 Harmonic distortion: 1.0% at 1000 Hz RMS rated power output.
 Overall frequency response: 20—20,000 Hz \pm 1 dB.
 FM sensitivity: 1.8 μ V (IHFM).



MODEL 250 AM/FM Multiplex Stereo Tuner Amplifier

A high-performance, tubed unit with many studio-equipment features. And at a modest price.
 RMS power: 10/10 W.
 Music power: 22 W (IHFM).
 Harmonic distortion: 1.5% RMS rated power output.
 Frequency response: 30—20,000 Hz \pm 2 dB at normal listening level.
 FM sensitivity: 4.0 μ V (IHFM).
 AM sensitivity: 30 μ V (IHFM).
MODEL 220 — AM/FM Stereo Tuner Amplifier
 A similar model to the 250, but without multiplex.



MODEL 500A AM/FM Multiplex Stereo Tuner Amplifier

A tubed unit with a similar performance to the 1000A, but giving a lower power output.
 RMS power: 23/23 W.
 Music power: 50 W (IHFM).
 Harmonic distortion: 1.0% at 1000 Hz RMS rated power output.
 Frequency response: 20—20,000 Hz \pm 1.5 dB at normal listening level.
 FM sensitivity: 2.0 μ V \pm 3dB (IHFM).

Other equipment in the superbly styled Sansui range

MODEL 3000A — Solid-state AM/FM Multiplex Stereo Tuner Amplifier. RMS power: 48/48 W. \pm 1 dB.

MODEL 2000 — Solid-state AM/FM Multiplex Stereo Tuner Amplifier. RMS power: 32/32 W.

MODEL AU-777 — Solid-state Stereo Control Amplifier. RMS power: 30/30 W.

MODEL AU-70 — Stereo Control Amplifier. RMS power: 12/12 W.

MODEL TU-70 — AM/FM Multiplex Tuner. FM: 88 to 108 MHz. AM: 535 to 1605 kHz.

Stereo Headphone SS-2 —

Hi-Fi Speaker Systems —

SP-50 — 2-way, 2-speaker system, 25 W.

SP-100 — 3-way, 3-speaker system, 25 W.

SP-200 — 3-way, 5-speaker system, 40 W.

SP-300 — 3-way, 4-speaker system, 50 W.

Sansui

Sole U.K. Distributors:
Technical Ceramics Limited
 Cheney Manor, Swindon, Wiltshire. Telephone: Swindon 6251.

Accredited Midland & Northern Distributors to the retail trade
Audio Distributors Limited
 4 Lion Street, Kidderminster, Worcestershire
 Telephone: Kidderminster 3293

For complete details and fully illustrated colour leaflets, please send the coupon below, indicating the equipment in which you are interested, to:

Technical Ceramics Limited, Cheney Manor, Swindon, Wilts.
 Please send me fully illustrated leaflets, and advise me of the nearest Sansui Hi-Fi dealer.

Name _____

Address _____

Model _____

TCL 177

WW—016 FOR FURTHER DETAILS

VALUABLE NEW HANDBOOK FREE TO AMBITIOUS ENGINEERS

Have you had *your* copy of "Engineering Opportunities"?

The new edition of "ENGINEERING OPPORTUNITIES" is now available—without charge—to all who are anxious for a worthwhile post in Engineering. Frank, informative and completely up to date, the new "ENGINEERING OPPORTUNITIES" should be in the hands of every person engaged in any branch of the Engineering industry, irrespective of age, experience or training.

On 'SATISFACTION OR REFUND OF FEE' terms

This remarkable book gives details of examinations, and courses in every branch of Engineering, Building, etc., outlines the openings available and describes our Special Appointments Department.

WHICH OF THESE IS YOUR PET SUBJECT ?

ELECTRONIC ENG.

Advanced Electronic Eng. — Gen. Electronic Eng.—Applied Electronics — Practical Electronics — Radar Tech. — Frequency Modulation — Transistors.

RADIO ENG.

Advanced Radio — Gen. Radio Radio & TV Servicing — TV Eng. — Telecommunications — Sound Recording — Automation — Practical Radio — Radio Amateurs' Exam.

ELECTRICAL ENG.

Advanced Electrical Eng. — Gen. Electrical Eng. — Installations — Draughtsmanship — Illuminating Eng. — Refrigeration — Elem. Electrical Science — Electrical Supply — Mining Electrical Eng.

MECHANICAL ENG.

Advanced Mechanical Eng. — Gen. Mechanical Eng. — Maintenance Eng. — Diesel Eng. — Press Tool Design — Sheet Metal Work — Welding — Eng. Pattern Making — Inspection — Draughtsmanship — Metallurgy — Production Eng.

CIVIL ENG.

Advanced Civil Eng. — Gen. Civil Eng.—Municipal Eng.—Structural Eng. — Sanitary Eng. — Road Eng. — Hydraulics — Mining — Water Supply — Petrol Tech.

AUTOMOBILE ENG.

Advanced Automobile Eng. — Gen. Automobile Eng. — Automobile Maintenance — Repair — Automobile Diesel Maintenance — Automobile Electrical Equipment — Garage Management.

WE HAVE A WIDE RANGE OF COURSES IN OTHER SUBJECTS INCLUDING CHEMICAL ENG., AERO ENG., MANAGEMENT, INSTRUMENT TECHNOLOGY, WORKS STUDY, MATHEMATICS, ETC.

Which qualification would increase your earning power?
A.M.I.E.R.E., B.Sc. (Eng.), A.M.S.E., R.T.E.B., A.M.I.P.E.,
A.M.I.M.I., A.R.I.B.A., A.I.O.B., P.M.G., A.R.I.C.S.,
M.R.S.H., A.M.I.E.D., A.M.I.Mun.E., C.ENG., CITY & GUILDS,
GEN. CERT. OF EDUCATION, ETC.

BRITISH INSTITUTE OF ENGINEERING TECHNOLOGY

446A ALDERMASTON COURT, ALDERMASTON, BERKSHIRE

THIS BOOK TELLS YOU

- ★ HOW to get a better paid, more interesting job.
- ★ HOW to qualify for rapid promotion.
- ★ HOW to put some letters after your name and become a key man . . . quickly and easily.
- ★ HOW to benefit from our free Advisory and Appointments Depts.
- ★ HOW you can take advantage of the chances you are now missing.
- ★ HOW, irrespective of your age, education or experience, YOU can succeed in any branch of Engineering.

132 PAGES OF EXPERT CAREER-GUIDANCE

PRACTICAL EQUIPMENT

Basic Practical and Theoretic Courses for beginners in Radio, T.V., Electronics, etc. A.M.I.E.R.E. City & Guilds Radio Amateurs' Exam., R.T.E.B. Certificate, P.M.G. Certificate, Practical, Radio, Radio & Television Servicing, Practical Electronics, Electronics, Engineering, Automation.

INCLUDING TOOLS

The specialist Electronics Division of B.I.E.T. NOW offers you a real laboratory training at home with practical equipment. Ask for details.

B.I.E.T.

You are bound to benefit from reading "ENGINEERING OPPORTUNITIES," Send for your copy now—FREE and without obligation.



POST COUPON NOW!

TO B.I.E.T. 446A ALDERMASTON COURT, ALDERMASTON, BERKSHIRE.

3d. stamp if posted in an unsealed envelope.

Please send me a FREE copy of "ENGINEERING OPPORTUNITIES." I am interested in (state subject, exam., or career).

.....

NAME

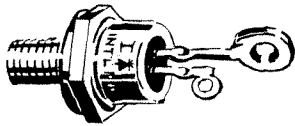
ADDRESS

.....

WRITE IF YOU PREFER NOT TO CUT THIS PAGE

THE B.I.E.T. IS THE LEADING INSTITUTE OF ITS KIND IN THE WORLD

WW-017 FOR FURTHER DETAILS




**INTERNATIONAL
RECTIFIER**

Quality Semi-Conductors.

Complete Rectifier Assemblies up to thousands of Amps, Diodes, Thyristors, Zeners, Encapsulated Bridges, Photocells, Klipsel Surge Protectors.

For experiment and teaching:—
ZENER KITS, THYRISTOR KITS.

Bulletins and prices on request.



**PRINTED CIRCUIT
DRAFTING AIDS**

Save drafting time and costs. Self-adhesive shapes and tapes. Terminal circles—fillets—tees—elbows—universal corners and mounting holes.

Bulletins and prices on request.

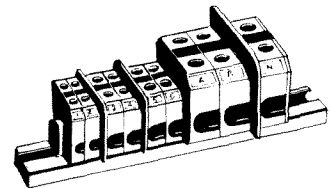
ENGLISH ELECTRIC



GS FUSES

or the protection of rectifiers and thyristors.

Bulletins and prices on request.



Rail Mounted Terminals and Terminal Blocks 0.5-250 Amps.

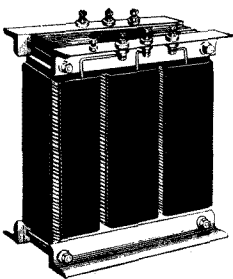
Bulletins and prices on request.

**COMPONENTS
DEPARTMENT**

PHONE TODMORDEN 2601

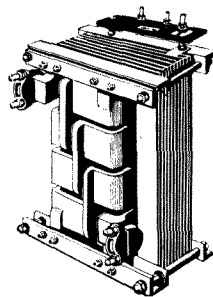
**AND ASK FOR
EXTENSION 1**

WW—018 FOR FURTHER DETAILS



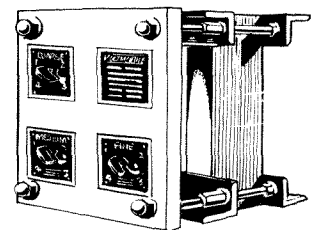
TRANSFORMERS

0.25 kVA to 300 kVA
1 phase and 3 phase



**LOW VOLTAGE HIGH CURRENT
TRANSFORMERS**

with output currents of hundreds, thousands and tens of thousands of amps.
1 phase and 3 phase.




VOLTMOBILES

64 steps on load switching Auto-Transformers. 1 phase and 3 phase.
200-400 Amps.
Zero to 100% Volts or 125% of Input Volts.

Voltmobiles are low-cost controllers, for furnaces, rectifier sets and other loads.


LET US HAVE YOUR
SPECIFIC REQUIREMENTS



DC POWER SUPPLIES

For Magnets, Accelerators, Plating, Anodising, Spectroscopy, Plasma Arc, Toronto Arc, Electron Beams, Electrolysis, Welding, Quartz Lamps, Mercury Vapour Lamps. From 100 W to 200 kW.

Has red tape been complicating your procurement of electronic components from the U.S.A.?



Let us help you cut through it!

Procurement of American-made electronic components used to be thought of as a complex, time-consuming procedure with a myriad of red tape details and problems. Not anymore—now you can join the growing list of companies that rely on the technical skills and services of Milo International, world-wide distributors of electronic components. Our team of experienced specialists will process your order with speed and efficiency from start to finish—immediate price and availability quotations, product information, application data, import certificates, export licenses, declarations, export packaging, delivery expediting, etc. And this all-inclusive service is provided for each order, no matter how small or large.

For whatever you may need in electronic components from the U.S.A., Milo International can satisfy your requirements with prompt delivery, at direct factory prices, from a huge in-stock inventory of thousands of components made by the leading American manufacturers including this partial listing:

Amperex	Eimac	R.C.A.
Amphenol	Electrons, Inc.	Raytheon
Arrow-Hart & Hegeman	Erie	Simpson
Bourns	General Electric	Sola
Burgess	Hardwick Hindle	Solitron
Cannon	Hickok	Sprague
Centralab	I.T.T.	Stancor
Cinch-Jones	J.F.D.	Superior
Clarostat	Kings	Sylvania
Cornell-Dubilier	Littelfuse	Texas Instruments
Corning	Mallory	Transitron
Dale Electronics	Oak	United Transformer
Delco Radio	Ohmite-Allen Bradley	Vector
	Potter & Brumfield	Xcelite

For immediate price and delivery quotations, contact Milo by mail, phone, cable or International Telex.

 **MILO International**
World-Wide Electronic Component Suppliers

530 Canal Street, New York, N.Y. 10013 / Tel 212-233-2980 / Cable MILOLECTRO, N.Y. / Int'l. Telex 62528

WW—019 FOR FURTHER DETAILS


MAGNETIC RECORDING

TYPE "A"



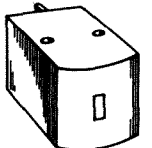
Standard 1/2 track, Record/Playback and Erase. Many special versions can be made to customers' requirements such as narrow track—raised track—or cut-away for cine use. Ideal head for dictating machines, etc. Size $\frac{3}{8}$ in. dia. by $\frac{5}{8}$ in. long. The round body makes for easy azimuth adjustment and takes up a minimum of space. Head has internal screen and fly leads for easy wiring.

TYPE "R"



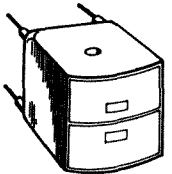
Size is $\frac{7}{8}$ in. square at the front with body $\frac{3}{8}$ in. dia. by $\frac{5}{8}$ in. long. Curved front $1\frac{1}{4}$ in. radius. This head is available in a wide range of Record/Playback impedances. Also available as Erase. This novel design possesses many advantages over comparable types — higher output — lower losses—extremely good H.F. response—very low noise pick up—has internal mumetal screen. Round body aids mounting arrangements—easy azimuth alignment.

TYPE "DR"



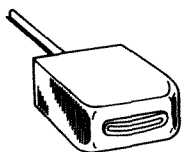
Exactly as Type R except body is $\frac{7}{8}$ in. square along its length providing simple mounting arrangements. The Erase versions of R and DR types are double field heads. These are not just double gaps but two Erase heads in one, giving better than 60dB erasure of a saturation (+6dB on full record level), 1 k/c recording at $3\frac{3}{8}$ i.p.s.

TYPE "X"



for twin or triple head assemblies.

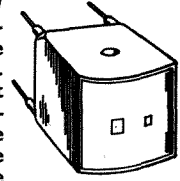
TYPE "T"



Erase track can be made wider than the R/P track on the Combo Head, a fully screened lead is incorporated as part of the head.

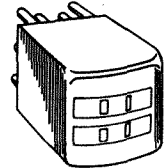
SINGLE TRACK COMBO TYPE "X"

Designed as a combined Record/Playback/Erase Head for the commercial market, such as telephone answering machines. Built into $\frac{1}{2}$ in. cube deep drawn mumetal case it incorporates the R/P features of R-Type head. The Erase track is made wider than the R/P track to ensure complete erasure and to overcome machine to machine alignment tolerances.




TYPE "Z"

A brand new concept in combination head design incorporating all the best features of the X-Type Head combined with integral erase facilities. Accurate gap alignment between tracks makes this head eminently suitable for high quality stereo use. The one-piece deep drawn mumetal case (only $\frac{1}{2}$ in. cube) ensures complete screening across the front as well as the sides.




MULTITRACK

Available to special order in Two-Four-Eight or Sixteen tracks, or to specification. These tracks are located by precision machined slots and track dimensions and positions remain consistent. The track to fixing base dimensions are held to tight limits and any tolerances are non-cumulative as each track is indexed from the base. Special purpose optical equipment ensures a high order of accuracy in the alignment of the head halves. Erase heads, identically sized to the R/P head are available to special order.



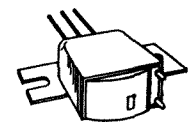
TYPE "W" ERASE

Designed especially for the Cassette Type Recorder using .15in. wide tape. Built-in tape guides are a feature of this head. The Standard type now in production is $\frac{1}{2}$ -track but a compatible Stereo version will soon be available. The high Q factor of Type W Erase gives maximum economy in battery applications.



TYPE "W" R/P.

The Record/Playback Head for Cassette Recorder incorporated in a deep drawn mumetal case ensuring complete screening. As an integral part of the head the mounting plate is of tempered Beryllium copper to provide a simple azimuth adjustment. The winding is centre tapped to give the option of presenting a lower impedance to bias and signal sources during recording.



H E A D S

BY

MARRIOTT MAGNETICS LTD.

WATERSIDE WORKS

PONSHARDEN

PENRYN

CORNWALL

Telephone: Penryn 3591-3363

SPECIALISTS IN ALL TYPES OF HEADS FROM THE ECONOMY MASS-PRODUCED ARTICLE TO THE VERY HIGH QUALITY PROFESSIONAL HEAD FOR SOUND RECORDERS AND COMPUTERS. OUR TECHNICAL KNOWLEDGE MAKES IT POSSIBLE TO DEVISE, PLAN AND PRODUCE THE MOST VERSATILE RANGE OF HEADS IN BRITAIN—FOR EITHER TAILOR-MADE OR MASS-PRODUCED DEVICES IN ALL DIVISIONS OF RECORDING.

WW-020 FOR FURTHER DETAILS



Dial for a meter

Dial Euston 1639. Specify your meter . . . type, shape, size, F.S.D.

It's almost certainly on our premises right now. It will almost certainly be on yours tomorrow (G.P.O. and/or B.R. willing). If by chance we haven't got *precisely* what you want, we'll tell you when you can have it. Or which stock alternative, plus or minus a few ohms, will do the job. Or how long by our stopwatch it will take us to modify a stock meter for you. You'll always get a straight answer from Anders . . . and 99 times out of 100 the answer will delight you.

Manufacture and distribution of electrical measuring instruments and electronic equipment. The largest stocks in the U.K. for off-the-shelf delivery.

Prompt supply of non-standard instruments and ancillaries.

Sole U.K. distribution of FRAHM vibrating reed frequency meters and tachometers.

New comprehensive catalogue available free to manufacturers and bona-fide engineers.

ANDERS METER SERVICE

Anders Electronics Ltd · 48/56 Bayham Place · Bayham Street · London NW1 · Telephone: 01-387 9092

Ministry of Aviation Approved

WW-021 FOR FURTHER DETAILS

“Where else can you buy a counter like this for £242?”



Nowhere else. The Racal type 835 Universal Counter/Timer provides Frequency, Period, Period Average, Ratio, Time Interval, Pulse Width and Mark/Space, Totalise and Scaling in one compact instrument.

Plus

- Integrated circuit construction
- DC to 12.5 MHz (125 MHz with Type 810 Divider)
- Sensitivity 75mV r.m.s.
- Gate Times 1 μ S to 10 Sec. (with push-button selection)
- Exceptionally easy to drive
— tabular control information

Built to Racal 800 series standards, and occupying precisely half standard-rack width, the 835 has a companion Type 810 Frequency Divider which extends the frequency range to 125 MHz.

**RACAL
INSTRUMENTS
CUT COSTS**

**NOT
PERFORMANCE**

Racal Instruments Ltd., Crowthorne, Berkshire, England.
Tel: Crowthorne 5652. Telex 84166 Cables/Grams Racal Bracknell.

RACAL

WW—022 FOR FURTHER DETAILS

VORTEXION

C.B.L. TAPE RECORDER.

Stereo/Mono $\frac{1}{2}$ track recorder. Speeds $1\frac{7}{8}/3\frac{3}{4}/7\frac{1}{2}$ i.p.s. or $3\frac{3}{4}/7\frac{1}{2}/15$ i.p.s. Wow and Flutter $7\frac{1}{2}$ i/s 0.16%. $3\frac{3}{4}$ i/s. 0.2%. H & N (after erasure)-50db. F. R. 15 i/s 40 c/s-20 Kc/s. $7\frac{1}{2}$ i/s, 40 c/s-15 Kc/s. $3\frac{3}{4}$ i/s, 40 c/s-12 Kc/s. $1\frac{7}{8}$ i/s, 40 c/s-6 Kc/s. All ± 3 db. Replay char. CCIR. Inputs: mic. 10 microvolt on 30Ω , gram/radio 60 mV on $300K\Omega$. (mixable on each amplifier). Output 15Ω at $3\frac{1}{2}$ W each amplifier. Three motors. $8\frac{1}{4}$ " spools. Less than 1 minute rewind for 1750 ft. tape. Level meter. Pause control, monitoring, mixing, echo, superimpose.

Size, $16\frac{3}{8}" \times 27\frac{1}{2}" \times 8\frac{5}{8}"$.


Weight 69 lb.

Speeds $1\frac{7}{8}/3\frac{3}{4}/7\frac{1}{2}$ i.p.s.

Price £172 0s. 0d.

Speeds $3\frac{3}{4}/7\frac{1}{2}/15$ i.p.s.

Price £180 0s. 0d.



W.V.B. TAPE RECORDER.

Similar to above but mono only. Professional quality recordings, checked by after record monitor during recording. Echo and superimpose facilities, 600Ω balanced or unbalanced output and $3\frac{1}{2}$ watts output to internal or external speaker.

Size $8\frac{1}{2}" \times 16\frac{1}{4}" \times 22\frac{5}{8}"$.

Weight 50 lb.

Speeds $1\frac{7}{8}/3\frac{3}{4}/7\frac{1}{2}$ i.p.s.

Price £115 10s. 0d.

Speeds $3\frac{3}{4}/7\frac{1}{2}/15$ i.p.s.

Price £128 0s. 0d.

W.V.A. TAPE RECORDERS.

Same as W.V.B. but no superimposing. An extra head for stereo playback can easily be plugged in.

This may be 2 track (FP16) or 4 track (FP28).

Size and weight as W.V.B.

Speeds $1\frac{7}{8}/3\frac{3}{4}/7\frac{1}{2}$ i.p.s.

Price £96 7s. 0d.

Speeds $3\frac{3}{4}/7\frac{1}{2}/15$ i.p.s.

Price £107 3s. 0d.

ELECTRONIC MIXERS.


Various types of mixers available. 3-channel with accuracy within 1db Peak Programme Meter. 4-6-8-10 and 12 way Mixers. Twin 2-3-4 and 5 channel stereo. Tropicalised controls. Built-in screened supplies. Balanced line mic. input. Outputs: 0.5v at $20K\Omega$ or alternative 1 m W at 600Ω , balanced, unbalanced or floating. Prices on application.

200 WATT AMPLIFIER.

Can deliver its full audio power at any frequency in the range of 30 c/s-20 Kc/s ± 1 db. Less than 0.2% distortion at 1 Kc/s. Can be used to drive mechanical devices for which power is over 120 watt on continuous sine wave. Input 1 m W 600Ω . Output 100-120v or 200-240v. Additional matching transformers for other impedances are available.

30/50 WATT AMPLIFIER.

With 4 mixed inputs, and bass and treble tone controls. Can deliver 50 watts of speech and music or over 30 watts on continuous sine wave. Main amplifier has a response of 30 c/s-20Kc/s ± 1 db. 0.15% distortion. Outputs 4, 7.5, 15Ω and 100 volt line. Models are available with two, three or four mixed inputs for low impedance balanced line microphones, pick-up or guitar.



CP50 AMPLIFIER.

An all silicon transistor 50 watt amplifier for mains and 12 volt battery operation, charging its own battery and automatically going to battery if mains fail. Protected inputs, and overload and short circuit protected outputs for 8Ω - 15Ω and 100 volt line. Bass and treble controls fitted.

1 gram and 2 low mic. inputs.

Price £84 0s. 0d.

1 gram and 3 low mic. inputs.

Price £90 0s. 0d.

4 low mic. inputs.

Price £92 0s. 0d.

100 WATT ALL SILICON AMPLIFIER.

A high quality amplifier with 8Ω - 15Ω and 100 volt line output for A.C. Mains. Protection is given for short and open circuit output over driving and over temperature. Input 0.4v on $100K\Omega$.

Price £70 0s. 0d.

20/30 WATT MIXER AMPLIFIER.

High fidelity all silicon model with F.E.T. input stages to reduce intermodulation distortion to a fraction of normal transistor input circuits. The response is level 20 to 20,000 cps within 2db and over 30 times damping factor. At 20 watts output there is less than 0.2% intermodulation even over the microphone stage at full gain with the treble and bass controls set level.

Standard model 1-low mic. balanced input and Hi Z gram.

Price £35 0s. 0d.

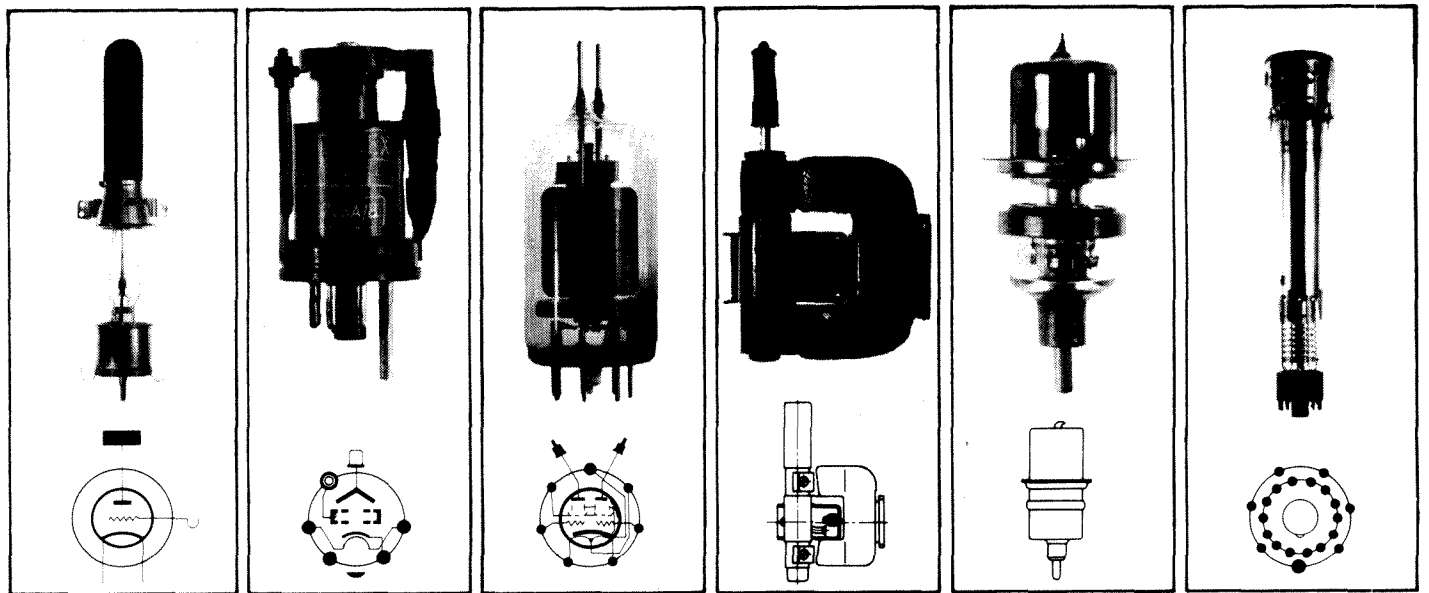
VORTEXION LIMITED. 257/263 The Broadway, Wimbledon, S. W. 19.

Telephone: 01-542-2814 and 01-542-6242/3/4.

Telegrams: "Vortexion London S. W. 19."

WW-023 FOR FURTHER DETAILS

**CHOSEN FOR VITAL CIVIL AND MILITARY
ROLES BY OVER FORTY GOVERNMENTS
THROUGHOUT THE WORLD —**



The same safeguards in manufacture and control that have won government contracts for TEONEX in over forty different countries apply equally to ensure top quality for private users too. When you require valves to comply with E.V.S. or M.I.L. standards — choose TEONEX. The TEONEX range (for use outside the U.K. only) incorporates the entire series of British-produced valves or their Continental equivalents, including a wide range of colour T.V. valves. Price list and technical specifications may be obtained from:-

Export Enquiries Only Please!

TEONEX LIMITED



2a, Westbourne Grove Mews,
London, W.11
England.

WW—024 FOR FURTHER DETAILS


Just what *is* this ABR, that makes such a vital difference to the 'DITTON 15' ?

To achieve really impressive bass reproduction a speaker *must* move a large volume of air at the lower frequencies. In the usual "infinite baffle" compact system this is achieved by large excursions of the diaphragm—with good results if the designers and engineers have done their homework (listen to the 'Ditton 10'). But with the 'Ditton 15' Celestion have come up with something even better. They have given a dramatic further improvement in the bass response by a novel design idea called the ABR (Auxiliary Bass Radiator).

The ABR is a rigid diaphragm with a linear suspension capable of large excursions, pressure driven by the rear radiation from the 8" bass unit. The acoustic mass of the ABR and the response of the 8" bass unit are so matched that from 80Hz down to 30 the ABR moves in phase with the bass loudspeaker cone. It progressively radiates more of the bass frequencies as the bass loudspeaker's own power output falls away. This sharing of the load results in a clarity of sound in the bass frequencies and permits a full 15 Watt power down to 30Hz. Above 80Hz the ABR is stationary leaving the enclosure to act as a pure infinite baffle.

And what about the high notes? They are in the care of the famous HF1300 Mk. 2. Enough said!

But don't take our technical word for it. Hearing is believing! Ask your local Hi Fi dealer to demonstrate the 'Ditton 15' and compare it for yourself. Or send in the coupon now, and we will let you have full details and technical specification—not only of the 'Ditton 15', but also of the famous 'Ditton 10', the inexpensive but most sophisticated mini-speaker on the market.



1. Studio quality high frequency unit HF1300
2. Anechoic cellular foam wedge and lining eliminates standing waves.
3. High hysteresis panel loading material to eliminate structural resonances.
4. Auxiliary Bass Radiator (ABR)—plastic foam diaphragm of high rigidity and low mass having a free air resonance of only 8Hz; double roll suspension allowing excursions up to $\frac{1}{4}$ " with virtual absence of distortion.
5. 8" bass unit, with free air resonance of 25Hz, and massive Ferroba II magnet structure for optimum magnetic damping and cone treated with viscous damping layer to suppress resonances.
6. Units mounted flush to eliminate diffraction effects and tunnel resonances; covered by acoustically transparent grille cloth for maximum presence.
7. Full L-C Crossover network.

Celestion

Studio
Series

loudspeakers for
the perfectionist

Rola Celestion Ltd. Ferry Works, Thames Ditton, Surrey.

Please send details of the Ditton '10' and '15'

NAME _____

ADDRESS _____

WWW _____

GD 996


Rola Celestion Ltd Ferry Works,

Thames Ditton, Surrey

Tel 01-398 3402

WW—025 FOR FURTHER DETAILS

IF THIS
IS NOT THE
ONE YOU
WANT WE STILL
HAVE A FEW
MILLION OTHERS



FOR EXPORT

VALVES FOR:

Radio and Television Manufacturers.
Radio and Television Service Departments.
Radio Relay Companies
Audio Equipment.
Electronic Equipment.
Instrumentation.
Computers.
Marine Radar.
Communication Equipment.
Research and Development.
Government Departments.
Aircraft Military and Civil.

*Ministry of Aviation Approved Inspection. Air Registration Board
Approved Inspection.*

**For quality, reliability and world-wide availability, rely on
Hall Electric's speed, intelligence and reputation.**


HALTRON

RADIO VALVES & TUBES

Hall Electric Ltd., Haltron House, Anglers Lane, London, N.W.5.

Telephone: 01-485 8531 (10 lines). Telex: 2-2573. Cables: Hallettric, London, N.W.5.



WW—026 FOR FURTHER DETAILS



NRKV *Sound Control System*

DILLINGÖEN

a unique sound mixing system...



**KONGSBERG
VÅPENFABRIKK
KONGSBERG
NORWAY**

Head office and plant: Kongsberg, Norway
 Tel.: Kongsberg 37, telex: 1491, cable: Våpenfabrikken, Kongsberg
 Oslo office: Drammensveien 40, VII
 Tel.: Oslo 56 67 70, telex: 1114, cable: Konsern, Oslo
 Central European office: Kongsberg Våpenfabrikk, Bonn
 Walter Flex Strasse 1, West Germany
 Tel.: Bonn 27 422, telex: 88 65 05, cable: Korakontor, Bonn

WW—027 FOR FURTHER DETAILS

A new science project combining the fascination of optics with electronics . . . the new field of

SUB LASER!

OPTOELECTRONICS

from PROOPS

Demonstrations of these devices operating as

SPEECH LINK
and
ON/OFF LINK

are being given daily at our only address,

52 TOTTENHAM COURT ROAD,
LONDON, W.1.

These new devices offer features which can be exploited in an extremely wide field of applications. Their outstanding modulation and switching capabilities, coupled with completely solid state circuit design and small physical size make them ideally suited to such purposes as short distance speech and data links, remote relay controls, safety devices, burglar alarms, batch counters, level detectors, etc.

MGA100



28' 6
EACH
Post Free


TYPE MGA 100 General Purpose Gallium Arsenide Light Source
A filamentless, Gallium Arsenide infra-red emitter, only 5.54 mm. dia. and 8.1 mm. long. Features a robust cylindrical package coaxial with the beam, facilitating optical alignment and heat-sinking.

MAX RATINGS

Forward current I_F max.* D.C. 400mA. Forward peak current I_F max.* (pk) 6A
Power dissipation* 600mW. Derating factor for T_{amb} greater than 25°C 7.5mW/°C.
Reverse voltage V_R max. 1-0V.
*When mounted on an aluminium heat sink 1in. X 1/2in. X 1/2in.
Supplied complete with suitable lenses, full Technical Data and Application Sheets, including Line of Sight Speech Link.

TYPE MSP3 Solid State Photo Receiving Device

An ultra-sensitive infra-red and visible light detector, this device is a complete silicon photo-electric receiver with a peak spectral response at 9500Å. Size only 6.4 mm. dia. and 25.4 mm. long, yet absolutely complete, the device will generate sufficient power to drive an external relay. Chiefly intended for use in optical links based on Gallium Arsenide Light Sources, they are equally suitable for systems based on visible light. Features a robust cylindrical package coaxial with the incident light facilitating optical alignment and heat-sinking.



85' -
EACH
Post Free

MSP3

MAX RATINGS

Total dissipation (in free air, $T_{amb}=25^\circ\text{C}$) 100mW. Derating Factor 2mW/°C.
Output Current Intensity 100mA. Voltage 25V. Operating Temperature from -30° to +125°C.
Supplied complete with suitable lenses, full Technical Data and Application Sheets, including Line of Sight Speech Link.

31F2



28' 6
EACH
Post Free

Type 31F2 Micro-miniature Infra-Red Detector

Extremely small photo diodes of silicon NPN passivated planar construction and suitable for Punched Card Readers, Counters, Film Sound Track, etc.

Supplied complete with suitable lenses, full Technical Data and Application Sheets, including Line of Sight Speech Link.

... and these new solid state devices ...

RCA TRIACS Type 40432

Intended primarily for phase control of A.C. loads in light dimming, universal and induction motor control, heater control, etc., these gate controlled full-wave A.C. silicon switches, with integral trigger, switch from a blocking state to a conducting state for either polarity of applied voltage with positive or negative gate triggering.

Supplied complete with full Data and Application Sheets.



45' -
EACH
Post Free

INTEGRATED CIRCUIT RCA-CA 3020 AF POWER AMPLIFIER & PRE-AMPLIFIER (or servo-amplifier).

The RCA-CA 3020 is an integrated-circuit, Multistage, Multi-Purpose AF Power Amplifier on a single monolithic silicon chip, providing a stabilized direct-coupled amplifier, performing pre-amp., phase inverter, driver and power output functions without transformers, and with one power supply suitable for sound, communications and control systems.

Supplied complete with full Data and Application Sheets.



42' -
EACH
Post Free

PROOPS BROTHERS LIMITED

52 Tottenham Court Road, London, W.1.
Telephone: LAngham 0141 (01-580 0141)

Pinnacle the largest single valve independent

THIS IS WHAT WE DO

Make available the widest range of valves for commercial and industrial use. Give a personalised service based on intelligence and speed.



Ensure that we only supply valves made by the world's foremost manufacturers.

Provide valves selected for your special needs.

Help out rapidly with that "awkward" valve that nobody else seems to have heard of.

Specialise in European or American types which are not normally easily obtainable.

Rush you a small order, or quote for a bulk requirement—1's or 1,000's are all the same to us.



IF I'D ONLY TRIED PINNACLE FIRST...

Every valve in either widespread or specialised use in the fields of Entertainment, Industry, Education and Research will be found in our catalogue, together with its main equivalents, classification, and the Pinnacle "P" number under which it may be ordered.

Pinnacle

PINNACLE ELECTRONICS LIMITED ACHILLES STREET · NEW CROSS · LONDON S.E.14


Telephone: All Departments—01-692 7285 Direct orders—01-692 7714







WW—029 FOR FURTHER DETAILS



Nothing matches Belling-Lee sub-miniature R F Connectors

- A low cost range of precision subminiature R.F. connectors.
- Impedence 50 ohms nominal.
- V.S.W.R. less than 1.1: at 400 MHz.
- Easily loaded with a variety of subminiature coaxial cables up to 0.067" overall.
- PTFE insulation and choice of gold or silver plated body.
- Three plugs and three sockets. Types available to suit all installation requirements.
- Available from stock.



 L1403/RFP/Au Right Angle Free Plug	 L1403/FP/Au Free Plug	 L1403/BS/Au Bulkhead Adaptor, Plug-to-Plug
 L1403/CS/Au Bulkhead Socket	 L1403/MFP/Au Free Plug with Braid Clamp	 L1403/PCS/Au Printed Circuit Socket

BELLING-LEE
COMPONENTS


connecting research to industry

BELLING & LEE LIMITED
GREAT CAMBRIDGE ROAD
ENFIELD, MIDDLESEX.

Telephone: 01-363 5393 Telex: 263265

WW—030 FOR FURTHER DETAILS

**What's
eating
into
your
profit
margin?**



mechanized handling can halve your operating costs!

Are you hit by rising production costs and shrinking profit margins? Is competition getting steadily tougher? Sales prospects bleaker? If these are your problems, can you ignore the productivity improvements resulting from systemized mechanization? There will be a multitude of new ideas and methods at the International Mechanical Handling Exhibition for boosting profits and increasing efficiency. It will be much more than just the world's biggest display of mechanical handling equipment — 500,000

square feet and 300 exhibitors — it will be a unique presentation of handling technology; new systems, equipment and practical ideas. An unrivalled opportunity for evaluating the latest developments in receiving goods and materials; storage inventory control; in-processing; packaging; transport; distribution; and ancillary services and equipment. Whether your company is large or small, you will find much of interest and value at this important event. Mail the enquiry now and note the date in your diary.

**MAIL THIS NOW FOR FURTHER
DETAILS AND SEASON TICKET**

To: The Manager,
Mechanical Handling Exhibition,
Dorset House, Stamford Street,
London S.E.1.

NAME
(please print)

COMPANY

ADDRESS

41A

**INTERNATIONAL
MECHANICAL HANDLING
EXHIBITION**

14-24 MAY '68 EARLS COURT LONDON

WW-031 FOR FURTHER DETAILS

The Exhibition is sponsored by the
journals **MECHANICAL HANDLING**
and **MATERIALS HANDLING NEWS**.



WHITELEY

ELECTRICAL RADIO CO. LTD.

HIGH FIDELITY SPEAKERS


Whiteley Stentorian Speakers incorporate 40 years of development in acoustic technology. Their frequency response is exceptionally wide, and their overall performance is outstanding.



Stentorian MODEL H.F.1016 MAJOR

10" Die-Cast Unit, incorporating 16,000 gauss magnet system and has a 15 ohms impedance speech coil. Handling capacity 10 watts. Frequency response 30-16,000 c.p.s. Bass resonance 39 c.p.s.


PRICE: £11.11.7 (inc. P. Tax)



Stentorian MODEL H.F.1012

10" Die-Cast Unit, incorporating 12,000 gauss magnet. Handling capacity 10 watts. Frequency response 30 c.p.s. to 14,000 c.p.s. Bass resonance 35 c.p.s. Fitted with cambric cone and universal impedance speech coil providing instantaneous matching at 3, 7.5 and 15 ohms.

PRICE: £5.13.1 (inc. P. Tax)



Stentorian MODEL H.F.816

8" P.M. Unit, 16,000 gauss magnet. Handling capacity 6 watts. Frequency response 50 c.p.s. to 15,000 c.p.s. Bass resonance 63 c.p.s. Fitted with cambric cone, die-cast chassis and universal impedance speech coil providing instantaneous matching at 3, 7.5 and 15 ohms.

PRICE: £7.14.8 (inc. P. Tax)


Ask your dealer for full details of the Stentorian range or write to

WHITELEY ELECTRICAL RADIO CO. LTD

MANSFIELD · NOTTS · ENGLAND Tel: Mansfield 24762
London Office: 109 KINGSWAY, W.C.2 Tel: HOLborn 3074

WW—032 FOR FURTHER DETAILS

VARIABLE—HIGH CURRENT SMOOTHED POWER SUPPLIES WITH ACCUMULATOR PERFORMANCE DIRECT FROM A.C. MAINS



TYPES
250VRU/30/20
250VRU/60/10
250VRU/120/5
250VRU/240/2.5

PRICE:
£131.5.0

TYPE 250VRU/30/20 provides outputs of 0-30 v. D.C. continuously variable, up to 20A. Overload capacity 200% for short periods Ripple Content, impedance and regulation equivalent to accumulator performance. Output protected.

INCORPORATES HEAVY DUTY SILICON RECTIFIERS. Complete with volt and amp meters, free standing, but suitable for 19in. racking.

USED BY MINISTRY OF TECHNOLOGY: Aircraft operators, for servicing 28 v. aircraft instruments, radio; within B.C.A.R.'s.

FIXED OUTPUTS ALSO AVAILABLE. Smoothed 12 or 24 v. up to 24 amps Applications. operating and servicing transistorised equipments, e.g. 12-24 v. mobile r/telephone; production testing D.C. motors; heaters, wipers ignition systems, etc., etc. Direct from A.C. without accumulators.

Avoid the extra expense of super regulation you may never need.

PRICES: from £31/4/- up to £88/4/-.

We shall be happy to assist with your power conversion problems. Call, write, or Tel.: 01-890 4837.

EXPORT ENQUIRIES INVITED**

DEPT. PUI3
BROWELLS LANE,
FELTHAM,
MIDDLESEX,
ENGLAND.
TEL: 01-890 4242

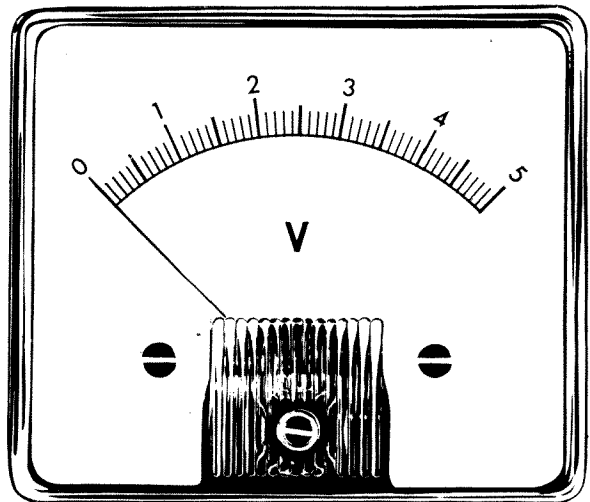
Valradio

LIMITED

**DEMANDES CONCERNANT L'EXPORTATION SOLICITÉS. SE INVITAN CONSULTAS SOBRE EXPORTACIÓN. EXPORTANFRAGEN ERBETEN.

WW—033 FOR FURTHER DETAILS

METER PROBLEMS?



A very wide range of modern design instruments is available for 10/14 days delivery.

Full information from:

HARRIS ELECTRONICS (London) LTD

138 GRAYS INN ROAD, W.C.1 Phone: 01/837/7937

WW—034 FOR FURTHER DETAILS

HOWELLS RADIO LTD.

MINISTRY OF AVIATION INSPECTION APPROVED

TRANSFORMERS

STANDARD RANGE OR DESIGNED TO YOUR SPECIFICATION.

0-50KVA, "C" CORE, PULSE, 3 PHASE, 6 PHASE, TOROIDS, ETC.

Transformers for 20W Transistor Amplifier (W.W., Nov. 1966).

Driver 22/6 Carr. 2/-
Mains 29/6 Carr. 4/6

L.P. Filter, Chassis Mounting 11/6. Carr. 1/-.

L.P. Filter, Printed Circuit Mounting 14/6. Carr. 1/-.

*MAINS TRANSFORMERS

350-0-350 v. 60 mA., 6.3 v. 2 A. £1/15/-. Carr. 4/6.

500 v. 300 mA. 6.3 v. 4 A., 6.3 v. 1 A. £3/12/6. Carr. 5/6.

500-0-500 v. 0.25 A., 6.3 v. 4 Act., 6.3 v. 3 Act., 5 v. 3 A. £4/10/6. Carr. 6/6.

525-0-525 v. 0.5 A., 6.3 v., 6 Act., 6.3 v., 6 Act., 5 v. 6 A. £5/5/-. Carr. 6/6.

*LOW VOLTAGE

30-0-30 v. 4 A. £2/5/6. Carr. 5/6.

15 v. 2 A. £1/12/6. Carr. 3/-.

15 v. 6 A. £2/1/- . Carr. 4/6.

15 v. 10 A. £2/15/-. Carr. 5/6.

TRANSISTOR POWER SUPPLY TRANSFORMER

0-2-4-6-8-10-20-30-40-50 v. 2 A. £4/10/-. Carr. 6/-.

*PRIMARIES 10-0-200-220-240 v.

CHASSIS, CABINETS & PRECISION METALWORK

ELECTRONICS — DEVELOPMENT & ASSEMBLY

CASH WITH ORDERS PLEASE

Carlton Street, Manchester 14, Lancashire

TEL. (STD 061) 226-3411

WW—035 FOR FURTHER DETAILS

M. R. SUPPLIES, LTD.,

(Established 1935)

Universally recognised as suppliers of UP-TO-DATE MATERIAL, which does the job properly. Instant delivery. Satisfaction assured. Prices nett.

FANFLOW EXTRACTOR FANS. Undoubtedly to-day's greatest bargain for domestic or industrial use. For 200/250 volts A.C. 7,500 cu. ft. per hour. Easily installed, fitted weatherproof louvers which open when motor is switched on and closed when off. Only 6½in. dia. Our nett price only **26/15/-** (despatch 4/6).

ELECTRIC FANS (Papst), for extracting or blowing. The most exceptional offer we have yet made. 200/250 v. A.C. Induction motor—silent running. 2,800 r.p.m. duty 100 C.F.M. Only 4½in. square and 2in. deep. Ideal for domestic or industrial use. Easy mounting. **23/5/-** (des. 3/6).

SMALL GEARED MOTORS. In addition to our well-known range (List GM.564), we offer small open type S.P. Units, 200/250 v. A.C., 1, 6, 12, 24, 60 r.p.m., approx. 5in. long, with 1in. shaft projection each side and enclosed gearbox. Suitable for display work and many industrial uses. Only **69/6** (des. 3/-).

SYNCHRONOUS TIME SWITCHES. (Our very popular speciality), 200/250 v. 50 c. for accurate pre-set switching operations. Sangamo S.254 providing up to 8 on-off operations per 24 hours at any chosen time, with day-omitting device (use optional). Capacity 20 amps. Compactly housed 4in. dia., 3½in. deep, **25/18/6** (des. 4/6). Also same excellent make new Domestic Model, no wiring and easy setting and installation. Portable with lead and 13-amp. plug same duty as above (less Day-omitting), **24/9/6** (des. 4/6). Full instructions sent with each.

MINIATURE COOLING FANS. 200/250 v. A.C. With open type induction motor (no interference). Overall 4in. x 3½in. x 2½in. Fitted 6-bladed metal impeller. Ideal for projection lamp cooling, light duty extractors, etc., still only **22/6** (des. 4/6).

MINIATURE RUNNING TIME METERS (Sangamo). We have great demands for this remarkable unit and can now supply immediately from stock. 200/250 v. 50 c. synchronous. Counting up to 9,999 hours, with 1/10th indicator. Only 1½in. square, with cyclometer dial, depth 2in. Many industrial and domestic applications to indicate the running time of any electrical apparatus, easy to install, **60/-** (post paid).

AIR BLOWERS. Highly efficient units fitted induction totally enclosed motor 230/260 v. 50 c. 1 ph. Model SD.26, 60 CFM (free air) to 11.5 CFM (size approx.) 6 x 6 x 7in. Outlets 2½in. square, **23/10/-** (des. 5/-). Model SD.27, 120 CFM (free air) to 40 CFM at 1.2 WG, 4 x 7 x 9in., outlet 2½in. sq., **21/15/6** (des. 5/-). Model SD.28, 260 CFM (free air) to 127 CFM at 1.5 WG, 11 x 8 x 9in., outlet 3in. sq., **213/17/6** (des. U.K. 7/6).

SYNCHRONOUS ELECTRIC CLOCK MOVEMENTS (as mentioned and recommended in many national journals). 200/250 v. 50 c. Self-starting. Fitted spindles for hours, minutes and central sweep second hands. Central one-hole fixing. Dia. 2½in. Depth behind dial only 1in. With back dust cover, **35/-** (des. 1/6). Set of three brass hands in good plain style. For 5/7in. dia. 2/6. For 8/10 dia. 3/6 set.

SYNCHRONOUS TIMER MOTORS (Sangamo). 200/250 v. 50 c/s. Self-starting 2in. dia. x 1½in. deep. Choice of following speeds: 1 r.p.m., 12 r.p.h., 1 r.p.h., 1 rev. 12 hours, 1 rev. per day. Any one **39/6** (des. 1/6). Also high-torque model (G.E.C.), 2½in. x 2in. x 1½in. 6 r.p.m., **57/6** (des. 1/6).

COUNTERS (Veeder-Root) Electromagnetic, 24 v. D.C. 4 digit (9999) with push-button reset, miniature 2½ x 1 x 1½in. Very limited quantity available at **23/15/-** each (des. 1/6).

RECTIFIERS, full-wave bridgeselenium, D.C., delivery 250 v. 0.5 amp, miniature 2½ x 1 x ½in. Ideal for operating small shunt wound motors from A.C. **8/6** (des. 1/6).

IMMEDIATE DELIVERY of Stuart Centrifugal Pumps, including stainless steel (most models). Philips Variable Transformers (all models).

M. R. SUPPLIES, Ltd., 68 New Oxford Street, London, W.C.1

(Telephone: 01-636 2958)

WVG

NEW

SOLDER REMOVER



Instantly removes unwanted solder from printed circuits and other joints. Saves time, increases production, eliminates risk of damage to components.

79/6

Available now from

W.GREENWOOD INSTRUMENTS LTD


21 GERMAIN STREET,
CHESHAM, BUCKS

Chesham
4808/9

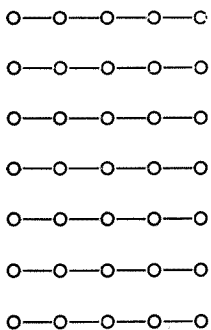
WW—036 FOR FURTHER DETAILS

S-DeC

BREADBOARDING



Can you assemble your circuits as easily as this?



The diagram shows the layout of the contacts on S-DeC. Each S-DeC contains two separate panels, permitting most electronic building blocks to be accommodated. DeCs may be joined using the keying method provided to form a stable area of any size. The connection points are on a $\frac{3}{8}$ in. matrix. Components are simply pushed into the contacts and may be withdrawn at will.

Insertion/Withdrawal Force 90 gm. wt.
 Capacitance between adjacent rows of contacts 3pF
 Resistance between adjacent contacts 10m Ω
 Resistance between adjacent rows of contacts 10¹⁰ Ω

SINGLE DeCs. One S-DeC with Control Panel, Jig and Accessories for solderless connections to controls, etc., with booklet "Projects on S-DeC" giving construction details for a variety of interesting circuits 29/6 retail.

4-DeC KIT. Four S-DeCs with two Control Panels, Jigs and Accessories and the booklet "Projects on S-DeC" all contained in a strong attractive plastic case. Ideal for the professional user, £5/17/6 retail. **Discounts to Industry and Education.**


For further information

S. D. C. PRODUCTS (Electronics) LTD.,
 Corn Exchange · Chelmsford · Essex

WW-037 FOR FURTHER DETAILS

Valradio TRANSVERTORS

(TRANSISTORISED D.C. CONVERTERS/INVERTERS)



TYPE B12/200S.

PRICE £67.12.0

OTHER SINEWAVE UNITS ranging from 30w up to 200w are available from 12-24-50-110v D.C. input, prices £48.0.0 up to £75.0.0.

THE "S" RANGE have been specially designed for operating frequency and waveform sensitive equipment such as video tape recorders, Hi-Fi amplifiers, precision instruments etc.


FREQUENCY STABILITY ($\pm \frac{1}{4}$ HZ) with low distortion and good voltage regulation by the ferro-resonant method. WE SHALL BE HAPPY TO DISCUSS YOUR POWER CONVERSION PROBLEM:

CALL, WRITE, OR TEL: 01-890 4837

EXPORT ENQUIRIES INVITED— Demandes concernant l'exportation sollicités— Se invitan consultas sobre exportación—Exportanfragen erbeten.

VALRADIO LIMITED, Dept. C10
BROWELLS LANE · FELTHAM · MIDDLESEX · ENGLAND
Tel: 01-890 4242

WW—038 FOR FURTHER DETAILS



If you were born under ARIES

remember there's an RTS in the month!

Your pioneering spirit and qualities of leadership come in for special recognition but check that subordinates have not let some of your innovations lapse. A winner they won't forget is the use of RTS 'by-return' service.

Lucky numbers: Cambridge (OCA3) 51471—for orders
Cambridge (OCA3) 59101—other business

Send for comprehensive catalogue today to see what RTS holds in store for you.

RTS for all your components, by return, even overseas!

RTS

RADIO AND TELEVISION SERVICES LIMITED
P.O. Box 11, Gloucester Street, Cambridge


A MEMBER OF THE  GROUP OF COMPANIES

WW—039 FOR FURTHER DETAILS

Wireless World, March 1968

CONTELEC

TYPE 070 WIREWOUND ADJUSTMENT POTENTIOMETERS



**NOW AVAILABLE
AT 9'6 EACH**
FOR LARGE QUANTITIES
and still ex-stock!

A high quality sub-miniature, trimming potentiometer.
Resistance Range
10 Ω to 20K Ω .
Temperature
Range—
55°C to 150°C.


Full details of these
and other types from

W.GREENWOOD (LONDON) LTD.

21 GERMAIN STREET,
CHESHAM, BUCKS


Chesham
4808/9

WW—040 FOR FURTHER DETAILS



RCA COLOUR TUBES

two totally unique advantages



New Rare Earth Red Phosphor

These new red phosphors—exclusive to RCA—combined with efficient sulphide blue and green phosphors produce pictures at their brightest and most dependable. They completely overcome the imbalance of the three guns which cause red blooming, colour fringing and failure of the red gun due to overwork. RCA's New Rare Earth Red Phosphor achieves UNITY CURRENT RATIOS—equal beam current from each electron gun; higher brightness, picture contrast and highlight; much longer tube life.

Perma-Chrome

This is a four-point, temperature-compensated shadow mask assembly which accurately adjusts and sets the shadow mask position relative to the screen. Shadow mask expansion limits the performance of a rectangular colour-tube—Perma-Chrome renders this problem negligible. Perma-Chrome produces full-colour fidelity and temperature equilibrium throughout normal operation. It maintains excellent field purity and uniformity.

RCA 'HI-LITE' COLOUR PICTURE TUBES...

THE BRIGHTEST IN THE INDUSTRY

For full technical specification and application information, write to:

RCA COLOUR TUBES LTD · PINFOLD PLACE · PIMBO · SKELMERSDALE · LANCS · TEL: TAWD VALE 4951

WIRELESS WORLD

ENQUIRY SERVICE FOR PROFESSIONAL READERS

To obtain further details of any of the coded items mentioned in the Editorial or Advertisement pages of this issue, please complete one or more of the attached cards entering the reference number(s). Your enquiries will be passed on to the manufacturers concerned and you can expect to hear from them direct in due course. Cards posted from abroad require a stamp. **These Service Cards are valid for six months from the date of publication.**

PLEASE USE CAPITAL LETTERS

Pour obtenir tout renseignement complémentaire sur les produits mentionnés dans les articles ou dans les pages publicitaires de ce numéro nous vous prions de remplir une ou plusieurs des cartes ci-jointes en inscrivant le ou les numéros de référence. Vos demandes de renseignement seront transmises aux fabricants intéressés qui, en temps voulu, vous feront parvenir une réponse. Il est nécessaire d'affranchir les cartes postées à l'étranger. **Ces cartes de service sont valides pendant six mois à partir de la date de publication.**

PRIÈRE D'ECRIRE EN LETTRES MAJUSCULES

Weitere Einzelheiten über irgendwelche Artikel, die auf Radaktion-oder Anzeigen-seiten erscheinen, erhalten Sie, indem Sie eine oder mehrere der beigelegten Karten ausfüllen und die Kenn-nummer(n) angeben, Ihre Anfrage wird an den Hersteller weitergeleitet, und Sie werden dann direkt von ihm hören. Karten die im Ausland aufgegeben werden, müssen frankiert werden. **Diese Service-Karten sind sechs Monate vom Ausgabebetag gültig.**

BITTE IN BLOCKSCHRIFT AUSFÜLLEN

Per ulteriori particolari in merito agli articoli menzionati nel testo o nelle pagine pubblicitarie di questo numero Vi preghiamo di compilare una o più delle schede allegate citando il numero o i numeri di riferimento. La Vostra richiesta sarà inoltrata ai fabbricanti interessati che Vi risponderanno direttamente. Le schede dall'estero devono essere regolarmente affrancate. **Questo scontrino di servizio è valido per sei mesi dalla data di pubblicazione.**

**SI PREGA DI COMPILARE LE SCHEDE
SPAMPATELLO**

Con objeto de obtener más detalles de cualquiera de los artículos mencionados en las páginas editoriales o de anuncios de este número sírvase rellenar una o más de las unidas tarjetas citando el número o números de referencia. Sus consultas serán transmitidas a los fabricantes interesados de quines tendrán noticias directamente a su debido tiempo. Las tarjetas enviadas desde el extranjero requieren franqueo. **Estas tarjetas de servicio son validas durante 6 meses a partir de la fecha de publicación.**

SÍRVASE ESCRIBIR CON LETRAS MAYUSCULAS

10-12 Watts — 25 kVA

DRAKE TRANSFORMERS

INCORPORATING

**R. F. GILSON
— LTD. — N**

Mains Transformers

Chokes

Audio Output Transformers

Audio Input Transformers

Saturable Reactors

Coils



Current Transformers

Transistor Transformers

Inverter Transformers


Screened Microphone Transformers

Wide Band R.F. Transformers



DRAKE TRANSFORMERS LTD., BILLERICAY, ESSEX

Billericay 51155



Storage and
general purpose
facilities
are combined
in the

TEKTRONIX

564



... As a Storage Oscilloscope

Single traces at low and medium speeds are stored for at least one hour, and erased in $\frac{1}{4}$ second. A unique split screen permits storage or conventional operation over the whole screen, or storage on either half with conventional operation on the other half.

... As a general-purpose Oscilloscope

When you don't need stored displays, the Type 564 operates for you as a conventional oscilloscope, with all the versatility afforded by interchangeable vertical-deflection amplifiers and time-base generators.

Amplifier Plug-In Units Offer:


DC to 1 Mc/s at 50 mv/cm — Type 2A60	£62 . 15 . 0
DC to 300 kc/s at 1 mv/cm — differential input — Type 2A63	£95 . 4 . 0
DC to 4 Mc/s at 50 mv/cm — Type 3A75	£109 . 11 . 0
Dual-Trace, DC to 650 kc/s at 10 mv/cm — Type 3A72	£169 . 17 . 0
0.06 cps to 300 kc/s at 10 μ v/cm — differential input — Type 2A61	£226 . 13 . 0
DC to 5 kc/s at 10 μ strain/cm — carrier amplifier — Type 3C66	£243 . 8 . 0
Dual-Trace, DC to 10 Mc/s at 10 mv/cm — Type 3A1	£215 . 0 . 0*
Four Trace, DC to 2 Mc/s at 20 mv/cm — Type 3A74	£355 . 13 . 0
0.4-nsec risetime at 2 mv/cm, sampling — Type 3S76	£473 . 0 . 0*
0.35-nsec risetime at 5 mv/cm, sampling with 100k Ω 2 pf input — Type 3S3	£890 . 12 . 0

Time-Base Plug-In Units Offer:

1 μ sec/cm to 5 sec/cm, 5x magnifier, single sweep — Type 2B67	£97 . 0 . 0*
Same as Type 3B3 (below) except delay not continuously calibrated and no single sweep — Type 3B1	£335 . 10 . 0
Normal and Delayed Sweeps, 0.5 μ sec/cm to 1 sec/cm, calibrated delay from 0.5 μ sec to 10 sec, single sweep — Type 3B3	£269 . 0 . 0*
0.2-nsec/cm to 10 μ sec/cm equivalent, for sampling — Type 3T77	£296 . 0 . 0*
Type 564 (without plug-in units)	£394 . 0 . 0*

Rack Mount Model also available

*These instruments are British Made



The Type 564 in a typical mechanical measurement. Waveforms on screen represent shock imparted on the device under test when dropped from successively increasing heights. Trace is calibrated vertically at 8.6 g/cm and horizontally at 2 msec/cm. Storage facility permits easy analysis of shock data without need for multiple exposure photography.

For detailed information on any of our products, please fill in reader reply card or write, telephone or telex.



**Tektronix
U.K. Ltd.**

Beaverton House • Station Approach • Harpenden • Herts
Telephone: Harpenden 61251 • Telex: 25559

For overseas enquiries:

AUSTRALIA: Tektronix Australia Pty. Ltd., 4-14 Foster Street, Sydney, N.S.W.

CANADA: Tektronix Canada Ltd., Montreal, Toronto & Vancouver.

FRANCE: Relations Techniques Intercontinentales, S.A., 134 Avenue de Malakoff, Paris XVI.

SWITZERLAND: Tektronix International A.G., P.O. Box 57, Zug, Switzerland.

REST OF EUROPE AND THE MIDDLE EAST: Tektronix Ltd. P.O. Box 36, St. Peter Port, Guernsey, C.I.

All other territories: Tektronix Inc., P.O. Box 500, Beaverton, Oregon, U.S.A.

TIMERS

MICRO SWITCHES

IMMEDIATE DESPATCH

PROCESS TIMERS


611-T Delay Relay



approx. **40/-** each,
dependent on quantity.

- ★ 2, 5, 15 & 25 secs. Delay.
- ★ 15 amp. c/o micro-switch fitted
- ★ LARGE RANGE OF A.C. & D.C. COILS.

SYS MINI-TIMER



SYNCHRONOUS MOTOR & CLUTCH

- ★ 10 MILLION OPERATIONS
- ★ Instantaneous & Timed out 3 AMP contacts.
- ★ Repeat Accuracy $\pm 1\%$. 10 secs. to 28 Hrs. May also be used as impulse start and automatic reset.

£9.15.0 approx. dependent on quantity.

STP Sub-Mini Process Timer




SYNCHRONOUS MOTOR & CLUTCH
Matchbox size frontal area.

- Automatic re-set.
- ★ PLUG-IN OCTAL BASE
- ★ INSTANTANEOUS AND TIMED OUT 2 AMP CONTACTS
- ★ RANGES: 10 SECS. TO 36 MINS.

approx. **£5.0.0** each.

AT-10 PNEUMATIC TIMER-delay relay



- ★ Fully adjustable up to 200 seconds. Fitted with 15 amp. S.P.D.T. switch.
- ★ One model provides delay after energise or delay after de-energise.

approx. **£6.0.0**
dependent on quantity.



MAINS OPERATED

YL 2 GPA

PROXIMITY SWITCH

- ★ FOR BATCHING, CONVEYORS, MACHINE TOOL CONTROL, PACKAGING, SORTING, etc.
- ★ SENSES FERROUS OBJECTS
- ★ NEEDS NO MECHANICAL FORCE OR PRESSURE TO OPERATE
- ★ SOLID STATE SENSING HEAD INCLUDES CONSTANT VOLTAGE CIRCUIT

approx. **£11.0.0** dependent on quantity

OTHER INDUCTIVE AND CAPACITY TYPES AVAILABLE

U.L. APPROVED (Appr. No. 32667)

U.S. MIL. SPEC.

ALWAYS AVAILABLE FROM STOCK


S5G



- ★ 1 MILLION OPS. 5 amp. c/o Sub-miniature Micro-switch.

2/5 each per 1,000

VAQ




- ★ 10 amp. c/o PUSH BUTTON Panel mounting. Buttons in six colours.

4/2 each per 250.

HEAVY DUTY PUSH-BUTTON SWITCHES

7 different panel mounting actuators including; knob, key, and lever, as well as push on/push off. Up to 4 switch blocks can be fitted. Dust and splash proof, D/Plow make and break, 5 amp rating. Full literature on request.



VV-15-1A



- ★ 15/10 AMPS. c/o
- ★ 100,000 ops.
- 1/8** each per 1,000

Single Throw 1/4 each

LIMIT SWITCH

WL 10 FNJ

- ★ 10 AMP 2 CIRCUIT
- ★ 5 INCH FLEXIBLE ACTUATOR AS ILLUSTRATED

AS LOW AS **47/7** EACH.
FIVE OTHER STANDARD TYPES AVAILABLE



V-10-1B

- ★ 1 MILLION OPERATIONS.
- ★ 10 amp. c/o.
- ★ COMPARE OUR SPEC. & OUR PRICES WITH OTHER SIMILAR TYPES.

Screw Terms. **2/2** each per 1,000
V-10-1A Solder Tags 1/11 each per 1,000
VV-15-1C2 187 AMP TAGS 2/6 each per 1,000

GCR-5



NEW!

Approx. **4/-** each per 1,000.

Light force wire operated Micro-switch. Designed for even more economical coin operation mechanism.

AS USUAL WE WILL BE EXHIBITING AT THE "INSTRUMENTS ELECTRONICS AND AUTOMATION EXHIBITION" AT OLYMPIA DURING MAY

(Dept. W.W.9)

OMRON PRECISION CONTROLS


OMRON LTD: 313 Edgware Road, London, W.2

Tel.: 01-723 2370


WW-042 FOR FURTHER DETAILS

Bullers CERAMICS


for the **ELECTRONIC INDUSTRY**
(and Electrical Appliance Manufacture)



Frequelex—for high-frequency insulation.



Refractories for high-temperature insulation.



Bullers porcelain for general insulation purposes.

Meticulous care in manufacture, high quality material, with particular attention applied to *dimensional precision and accuracy*, explain the efficiency and ease of assembly when using Bullers die pressed products.

Write today for detailed particulars.

BULLERS LIMITED

Milton, Stoke-on-Trent, Staffs.

Phone: Stoke-on-Trent 54321 (5 lines)

Telegrams & Cables: Bullers, Stoke-on-Trent

London Office: 6 Laurence Pountney Hill, E.C.4

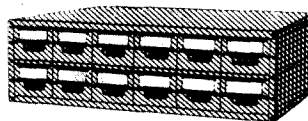
Phone: MANSion House 9971

WW-043 FOR FURTHER DETAILS

Those transistors cost money! Protect them!!


**36A SPACESAVER
DRAWER UNIT** 42" high, 24½"
wide, 12" deep. 36 drawers each 3"
high, 5½" wide, 10⅞" deep, with
identification cards.

(CARRIAGE FREE
ON MAINLAND) **£12.0.0** BRAND NEW



**12A POPULAR DRAWER
UNIT** 9" high, 35" wide, 12" deep.
12 drawers each 3" high, 5½" wide,
10⅞" deep, with identification cards.
Ideal for shelf or table-top.

£4.15.0 BRAND NEW



ORDER NOW


Send for FREE cata-
logue of our complete
range of storage equip-
ment.

N.C.BROWN LTD

INDUSTRIAL
SALES DIVISION

pacesetters in storage equipment

Eagle Steelworks, Heywood, Lancs. Tel: 69018
London: 25/27 Newton St. WC2. Tel: 01-405-7931



Please send 36A Spacesaver Drawer Unit
 12A Popular Drawer Unit

Tick where applicable and send cash with orders under £5

NAME

ADDRESS


WW-044 FOR FURTHER DETAILS

Lumberg

TRANSISTOR HOLDER

TO18 & TO5

for
Printed
Circuit



SOLE AGENTS FOR GREAT BRITAIN

SUPER ELECTRONICS LTD.

5 Violet Hill,
London, N.W.8.

Telephone: MALda Vale 8281


TO3

WW-045 FOR FURTHER DETAILS

at last 400VA

switching capacity in a

Miniature Relay



actual size

1:1



Elesta Relays for long-life and reliable control

SEV tested
VDE approved


Elesta Relay

The FR 11 is an economically priced high performance 3-pole change-over relay. For universal application in industrial control and automation.


- * Simple, robust construction.
- * High sensitivity.
- * Gold-flashed hard-silver contacts.

High quality — moderate price

FR 11P Plug-in and printed-circuit version

	Coils for 3 V to 110 V A.C. Coils for 3 V to 110 V D.C. with series resistor for 240 V
	Contact springs in Beryllium-bronze Contact pressure 12-15 g Short bounce-time Sockets type ZB 86/87

FR 11L for solder connections

	mechanical life > 50 Million operations Contact rating: 2 A, 240 V A.C., 400 VA non-inductive load
	SEV tested VDE approved



ELESTA

BRITEC LIMITED

Sole Distributors:

17, Charing Cross Road
London — W.C. 2
Tel: 01-930 3070

STAND G373, I E A OLYMPIA 13-18 MAY

WW-046 FOR FURTHER DETAILS

GEC

takes you years ahead in HF communications..

... with their new RC/410/R Synthesised H.F. Receiver.


Intended for the professional user its advanced features include

- Built-in full synthesis control over the complete frequency range in 100 Hz steps
- Frequency range from 2 MHz to 30 MHz
- Continuously tuneable without "see-saw" at band edges
- Quick setting to frequency with pre-set controls
- Accurate digital display with 100 Hz resolution
- Receives A1, A2, A3, A3A and A3J transmission models
- Fully transistorised for reliability
- Exceptional R.F. performance
- Low cost
- Single self-containing unit available as either table model or for 19 inch rack mounting. Technical literature is available. Demonstrations can be arranged.




Information Centre

G.E.C. - A.E.I. (Electronics) Ltd. Communications Division,
Spon St, Coventry CV1 3BR. Telephone: Coventry 24155
A subsidiary of The General Electric Company Ltd. of England



WW-047 FOR FURTHER DETAILS




THE COMPLETE PORTABLE P.A. SYSTEM

15 watt, 12 volt Amplifier complete with dynamic microphone and 10 watt horn. Runs off 12 volt car battery or 8 U2's in special pack.

Separately £33-5-5

Package deal £30 post free



TOA THE TRENDSETTERS IN PUBLIC ADDRESS

will be exhibiting at the
International Public
Address Exhibition from
12-14th March 1968 at
Harrow


Comprehensive literature and price lists
from Audio & Design the leaders in
sound equipment.



AUDIO & DESIGN LIMITED

40, QUEEN STREET MAIDENHEAD BERKS. TEL. 25204

WW-048 FOR FURTHER DETAILS



AVONCEL EQUIPMENT TROLLEYS

Medium Duty from £17. Heavy
Duty from £35. Wide range of
Standard Models. Quick Delivery
Special Models made to order.

"AVONCEL"

AVON COMMUNICATIONS & ELECTRONICS LTD
318 BOURNEMOUTH (HURN) AIRPORT
CHRISTCHURCH, HANTS. Tel. NORTHBOURNE 3774 (P.B.X.)

WW-049 FOR FURTHER DETAILS

TRANSFORMERS

COILS

LARGE OR SMALL QUANTITIES

CHOKES

TRADE ENQUIRIES WELCOMED

SPECIALISTS IN

FINE WIRE WINDINGS

MINIATURE TRANSFORMERS
RELAY AND INSTRUMENT COILS, ETC.
VACUUM IMPREGNATION TO APPROVED STANDARDS

ELECTRO-WINDS LTD.

CONTRACTORS TO G.P.O., A.W.R.E., L.E.B., B.B.C., ETC.

123 PARCHMORE ROAD, THORNTON HEATH, SURREY
01.653.2261 CR4.8LZ EST. 1933

WW-050 FOR FURTHER DETAILS

We can't show them all!








The Partridge range of Transformers for
Hi-Fi circuits covers most leading pub-
lished designs. Write now for Data
Sheets, or let us have your specific
enquiry—there's bound to be a model to
suit your needs.

Partridge

PARTRIDGE TRANSFORMERS LTD.,
Roebuck Road, Chessington, Surrey.

01-397 4353/4/5



WW-051 FOR FURTHER DETAILS


**putting
quarts**



**into
pints!**

*—electronically
speaking!*

Vero are electronic packaging specialists. A wide range of standard Veroboards, Card Frames, Module Racks and Cases are available from stock. In addition we are always prepared to discuss special designs and requirements, but prefer to be consulted early so that our designers can work closely with yours. Our design experience and know-how is invaluable in electronic problems where maximum space utilization is important.



Illustrated: The new two tier Vero Card Frame System II with only five basic components which can be rapidly assembled with a screw-driver. Lightweight: excellent cooling: simple identification. multiple connector mounting.

Send now for full details to:—

VERO ELECTRONICS LTD

INDUSTRIAL ESTATE, CHANDLERS FORD, EASTLEIGH, HANTS.

Telephone: Chandlers Ford 2921/4.

Telex 47551

BRANCHES AND AGENTS THROUGHOUT THE WORLD

WW—052 FOR FURTHER DETAILS

**... you
can say
that again!**

The new RC/460/S is an H.F. Frequency Synthesiser.


Advanced in design and easy to operate, its advanced features include High stability source for transmitters and receiver local oscillators Full synthesis control in 100 Hz steps Frequency range of 1 MHz to 29.999 MHz Internal frequency standard stability 1 part in 10 Provision for external drive standards Receiver local oscillator frequency offset can be provided Remote control High purity output Clear in-line digital display with 100 Hz resolution Fully transistorised for reliability Low cost Single self-contained unit available as either table model or for 19 inch rack mounting.

Technical literature is available.
Demonstrations can be arranged.



Information Centre

G.E.C. - A.E.I. (Electronics) Ltd. Communications Division,
Spon St, Coventry CV1 3BR. Telephone: Coventry 24155
A subsidiary of The General Electric Company Ltd. of England



WW—053 FOR FURTHER DETAILS

LINEAR

NEW RANGE OF SOLID STATE A.C. MAINS AMPLIFIERS

Employing only high grade components and transistors

If required an attractive wood cabinet with Satin Teak veneer finish can be supplied for any model. Prices from **£5-10-0**

LT55 6 WATT AMPLIFIER

A High Fidelity unit providing excellent results at modest output levels.


Frequency Response 30-20,000 cps —2dB.

Sensitivity 5 mv (max).

Harmonic Distortion 0.5% at 1,000 cps.

Output for 3-8-15 ohm Loudspeakers.

Input Sockets for 'Mike' Gram and Radio Tuner/Tape Recorder.



Recommended Retail price **8 GNS**

Size 9½ × 2¾ × 5¼ in.

Controls (5) Volume, Bass, Treble, Mains Switch, Input Selector Switch.

LTA15 15 WATT AMPLIFIER

High Fidelity Output switched inputs for Gram, 'Mike,' Tape, and Radio.

Frequency Response 10-40,000 cps —3dB.


Bass Control +18dB to —16dB at 40 cps.

Treble Control +17dB to —14dB at 14 Kcs.

Hum and Noise —80dB.

Harmonic Distortion 0.2% at rated output.

Please send a stamped addressed envelope for full descriptive details of above units, also TUNER/AMPLIFIERS STEREO and MONO.



Recommended Retail price **16 GNS**

Size 9½ × 3¾ × 5¼ in.

Output for 3-8-15 ohm Loudspeakers.

LT66 12 WATT STEREO AMPLIFIER

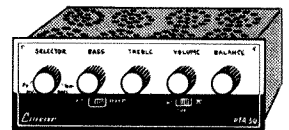
A twin channel version of the LT55 providing up to 6 watts High Fidelity output on each channel.

Switched Input Facilities

Socket (1) Tape or crystal PU (2) Radio Tuner (3) Ceramic PU Microphone.

Controls (6) Volume, Bass, Treble, Balance, Mains Switch, Input Selector Switch. Stereo/Mono Switch.

Facia Plate Rigid Perspex with black/silver background and matching black edged knobs with spun silver centres.



Recommended Retail price **15 GNS**
Size 12 × 3½ × 6in.

PTA30 HI-FI PUBLIC ADDRESS AMPLIFIER


A successor to our popular Conchord 30 watt unit.

Input Sensitivity 2 mv (max.)

★ Output 30 watts.

★ Output Terminals or Loudspeaker or combination of Speakers with total impedance between 3 ohms and 30 ohms.

★ Three individually controlled Jack Inputs for mixing purposes.



Recommended Retail price **20 GNS**
Size 12 × 3½ × 6in.

Housed in fully enclosed stove enamelled steel case.

Controls Vol (1) Vol (2) Vol (3) with mains switch, Treble 'lift' and 'cut.' Bass 'lift' and 'cut.'

AVAILABLE FROM YOUR LOCAL HI-FI DEALER

AN IDEAL UNIT FOR VOCAL AND INSTRUMENTAL GROUPS SUITABLE FOR ANY KIND OF 'MIKE' AND INSTRUMENT PICK-UP, ALSO FOR RADIO, TAPE, OR GRAM.

Wholesale and Retail enquiries to:

LINEAR PRODUCTS LTD., ELECTRON WORKS, ARMLEY, LEEDS

WW—054 FOR FURTHER DETAILS



SME

The best pick-up arm in the world

Only S.M.E. Precision Pick-up Arms offer all these features · Choice of arm length Model 3009 (9in.) or Model 3012 (12in.) for still lower tracking error—of special importance with elliptical styli · low inertia · High precision ball races and knife-edge bearings for minimum pivot friction · Linear offset chosen for lowest distortion · Automatic slow-descent with hydraulic control · Bias adjuster calibrated for tracking force · Exact overhang adjustment with alignment protractor · Precise tracking force from ¼-5 grams applied without a gauge · Shielded output socket · Low capacity 4ft. connecting cable with quality plugs · Light-weight shell · Camera finish in satin chrome, gun-black and anodised alloy · Comprehensive instructions · Rational development—all improvements can be incorporated in any existing Series II arm.


For sales and service ring Steyning 2228

S M E LIMITED · STEYNING · SUSSEX · ENGLAND

WW—055 FOR FURTHER DETAILS

STUMPI

a new
connector
for the
weight-and-
space race



— a new connector specifically designed for a new Military project and for the race toward ever lighter, smaller equipment. It uses the very latest materials to achieve brand new standards in compact, efficient design. Just look at these features:

1. Glass filled Nylon housings and insulators for extreme light weight, high insulation properties and minimal fire risk.
2. Compact design and positive coupling with the tip of one finger — low height feature making it ideal for use on portable equipment or as low voltage, medium power connectors.
3. "Split shell" construction of cable unit housing for ease of wiring. Elimination of strain on cable joint by means of right-angle contacts.
4. Crimp type contacts in cable unit, with full width cable clamp and sealing grommet.

The Stumpi range is a new conception in design, fully sealed, meeting the requirements of DEF.5325, and is initially available in three shell sizes with nominal contact ratings of 5, 20, 40 and 60 amps.

Approximately twice full size

**THERE IS A THORN CONNECTOR
FOR EVERY PURPOSE!**



THORN SPECIAL PRODUCTS LTD, Great Cambridge Road, Enfield, Middlesex. Tel: 01-363 5353 Telex: 263201-2-3


A subsidiary company of THORN BENDIX LIMITED

WW-056 FOR FURTHER DETAILS

A NEW RANGE OF SINGLE-FUNCTION PORTABLE METERS AT REALISTIC PRICES

Produced to Anders' specification, by a leading overseas manufacturer. D.C. accuracies within 1.5% F.S.D.

A.C. accuracies within 2.5% F.S.D. Mirror scale approx. 3.5" Case dimensions 7 1/4" x 4 1/4" x 3". Dual connection terminals. Supplied complete with robust leads. Models marked with an asterisk have varistor protection against 50% overload.



***SM-301. DC MICROAMMETERS**, with range selection by rotary switch.
RANGES: 50, 100, 250, 500 and 1,000 Microamperes. **£9.2.6 nett**

***SM-311. DC MILLIAMMETERS**, with range selection by rotary switch.
RANGES: 1, 5, 10, 25, 100, 250, 500 and 1,000 Milliampers. **£8.0.0 nett**

SM-321. DC AMMETER, with range selection by terminals.
RANGES: 1, 2.5, 5, 10 and 25 Amperes. **£8.0.0 nett**

***SM-331. DC VOLTMETER**, with range selection by rotary switch.
RANGES: 1, 2.5, 5, 10, 25, 50, 100, 250, 500 and 1,000 Volts.
SENSITIVITY: 20,000 Ohms per Volt **£9.15.0 nett**

***SM-351. AC MILLIAMMETER** with range selection by rotary switch.
RANGES: 5, 25, 100, 250 and 1,000 Milliampers. **£8.10.0 nett**

SM-361. AC AMMETER, with range selection by terminals, incorporating Current Transformer.
RANGES: 1, 2.5, 5, 10 and 25 Amperes. **£9.15.0 nett**

***SM-371. AC VOLTMETER**, with range selection by rotary switch.
RANGES: 5, 10, 25, 50, 100, 250, 500 and 1,000 Volts.
SENSITIVITY: 2,000 Ohms per Volt. **£8.15.0 nett**

ANDERS ELECTRONICS LIMITED · 48/56 Bayham Place · Bayham Street · London NW1
Telephone: 01-387 9092

WW-057 FOR FURTHER DETAILS

TECHNICAL TRAINING by **ICS** IN RADIO, TELEVISION AND ELECTRONIC ENGINEERING

First-class opportunities in Radio and Electronics await the ICS-trained man. Let ICS train YOU for a well-paid post in this expanding field.

ICS courses offer the keen, ambitious man the opportunity to acquire, quickly and easily, the specialized training so essential to success. Diploma courses in Radio/TV Engineering and Servicing, Electronics, Computers etc. Expert coaching for:

- * INSTITUTION OF ELECTRONIC AND RADIO ENGINEERS.
- * C. & G. TELECOMMUNICATION TECHNICIANS CERTS.
- * C. & G. ELECTRONIC SERVICING.
- * R.T.E.B. RADIO AND TV SERVICING CERTIFICATE.
- * RADIO AMATEURS EXAMINATION.
- * P.M.G. CERTIFICATES IN RADIOTELEGRAPHY.

Examination Students Coached until Successful.

NEW SELF-BUILD RADIO COURSES

Build your own 5-valve receiver, transistor portable, signal generator and multi-test meter—all under expert tuition.

POST THIS COUPON TODAY and find out how ICS can help YOU in your career. Full details of ICS courses in Radio, Television and Electronics will be sent to you by return mail.

MEMBER OF THE ASSOCIATION OF BRITISH CORRESPONDENCE COLLEGES.

**INTERNATIONAL
CORRESPONDENCE
SCHOOLS**

International Correspondence Schools
(Dept. 222), Intertext House, Parkgate Road, London S.W.11.

NAME

ADDRESS


Block Capitals Please

3.68


WW-058 FOR FURTHER DETAILS

TELEPRINTERS · PERFORATORS REPERFORATORS · TAPEREADERS EDITING & REPRODUCING SETS

Codes: Int. No. 2 Mercury/Pegasus, Elliot 803, Binary and special purpose Codes.




**2-5-6-7-8- TRACK AND
MULTIWIRE EQUIPMENT**



TELEGRAPH AUTOMATION AND COMPUTER PERIPHERAL ACCESSORIES

Picture Telegraph, Desk-Fax, Morse Equipment; Pen Recorders; Switchboards; Converters and Stabilised Rectifiers; Tape Holders, Pullers and Fast winders; Governed, Synchronous and Phonic Motors; Teleprinter Tables and Cabinets; Silence Covers; Distortion and Relay Testers; Send/Receive Low and High Pass filters; Teleprinter, Morse, Teledots Paper, Tape and Ribbons; Polarised and specialised relays and Bases; Terminals V.F. and F.M. Equipment; Telephone, Carriers and Repeaters; Multiplex Transmitters; Diversity Frequency Shift, Keying Equipment; Line, Mains Transformers and Suppressors; Racks and Consoles; Plugs, Sockets; Key, Push, Miniature and other Switches Cords, Wires, Cables and Switchboard Accessories; Teleprinter Tools; Stroboscopes and Electronic Forks; Cold Cathode Matrices; Test Equipment; Oscilloscopes; Miscellaneous Accessories and Spares.



W. BATEY & COMPANY

Gaiety Works, Ackerman Street, Tring, Herts.

Tel.: Tring 3476 (3 lines) Cables: RAHNO TRING
STD: 044-282 TELEX 82362

WW-059 FOR FURTHER DETAILS



Photo reproduced by kind permission of Women's Journal

A well paid job, security and everything that goes with it can be yours. Look at the situations vacant columns in the newspapers; notice the huge demand for technologists such as electronics, nuclear and computer systems engineers, radio and television engineers, etc. There are many senior positions requiring just the up-to-date, advanced technical education which CREI Home Study Courses can provide.

CREI Programmes are specialised and job-related. Time spent on a CREI Technical Course pays immediate dividends in greater effectiveness and productivity on the job.

Take the first step to a better job now—enrol with CREI, the specialists in Technical Home Study Courses.

CREI PROGRAMMES ARE AVAILABLE IN:-

Electronic Engineering Technology ●
Industrial Electronics for Automation
● Computer Systems Technology ●
Nuclear Engineering ● Mathematics
for Electronics Engineers ● Television
Engineering ● Radar and Servo En-
gineering ● City and Guilds of London
Institute: Subject No. 49 and
Advanced Subject No. 300.

C.R.E.I. (London), Walpole House, 173-176 Sloane Street, London SW1

Please send me (for my information and entirely without obligation) full details of the Education Programmes offered by your Institute.

My interest is City and Guilds please tick
General


NAME _____

ELECTRONICS
EXPERIENCE _____

**C.R.E.I. (London), Walpole House,
173-176 Sloane Street, London, S.W.1.**

A Division of Mc Graw-Hill Inc

WW-060 FOR FURTHER DETAILS



Train for tomorrow's world in Radio and Television at The Pembridge College of Electronics.

The next full time 16 month College Diploma Course which gives a thorough fundamental training for radio and television engineers, starts on 24th April 1968.

The Course includes theoretical and practical instruction on Colour Television receivers and is recognised by the Radio Trades Examination Board for the Radio and Television Servicing Certificate examinations. College Diplomas are awarded to successful students.

The way to get ahead in this fast growing industry—an industry that gives you many far-reaching opportunities—is to enrol now with the world famous Pembridge College. Minimum entrance requirements: 'O' Level, Senior Cambridge or equivalent in Mathematics and English.

To: The Pembridge College of Electronics
(Dept. WW2), 34a Hereford Road, London, W.2

Please send, without obligation, details of the Full-time Course in Radio and Television.

NAME

ADDRESS

.....


.....

WW-061 FOR FURTHER DETAILS

PRECISION PRESSINGS

Accurate
components at
competitive
prices

produced
by progressive
tooling and
multiform
methods




JOHN SMITH LTD.

209 SPON LANE · WEST BROMWICH · STAFFS. TEL. 021-553 2516 (3 LINES)
WOODS LANE · GRADLEY HEATH · WARLEY · WORCS. TEL. CR 69283 (3 LINES)

WW-062 FOR FURTHER DETAILS

INSTANT SELECTION

from
1 to 100 dB
ATTENUATION



Providing precise, switched attenuation from 1 to 100 dB in steps of 1 dB over the range 0-300 MHz, this new Hatfield RF Attenuator is exceptionally neat and compact and is housed in a die-cast aluminium box fitted with nine switches, nine attenuator pads and two BNC coaxial sockets. Only 5½ in. X 1½ in. X 2½ in. it is small enough to be used in multiples, if required, without occupying excessive bench space, and offers a versatile and accurate tool for the engineer and laboratory. Type 687A 50 ohms impedance, Type 687B 75 ohms impedance, and Type 687E 600 ohms impedance.

Write or 'phone for further details and ask for a copy of the new Hatfield Short Form Catalogue.

HATFIELD INSTRUMENTS LTD.,
Dept. W.W., Burrington Way, Plymouth, Devon.
Telephone: Plymouth (0752) 72773/4. Grams: Sigjen, Plymouth.

BRIEF SPECIFICATION:

Attenuation: 0 to 100 dB in steps of 1 dB.

Switch Sequence: 1, 2, 2, 5, 10, 20, 20, 20, 20.

Step Accuracy: 1, 2, 5, and 10dB steps: ± 0.1dB at 300 MHz above residual. 20dB steps: ± 0.2dB at 300 MHz above residual.

Insertion Loss: 0.15dB at 50 MHz, 0.25dB at 100 MHz, 0.4dB at 250 MHz.



Frequency Range: D.C. to 300 MHz. (DC to 1 MHz for Type 687E). Max. input 0.5W.

HATFIELD BALUN

WW-063 FOR FURTHER DETAILS

**INCREASE
THE SENSITIVITY OF
YOUR OSCILLOSCOPE,
VOLTMETER
OR
COUNTER**

The TA401
is similar to
the TA601
(as illustrated)



**TA605
ACTUAL
SIZE**

SPECIFICATIONS

	TYPE TA401	TYPE TA601	TYPE TA605
GAIN	40dB \pm 0.1dB	60dB \pm 0.1dB	20, 30, 40, 50 and 60dB \pm 0.2dB.
BANDWIDTH \pm 3dB	1Hz-3MHz	3Hz-1.2MHz	20-40dB, 1Hz-3MHz; 50dB, 2Hz-2MHz; 60dB, 4Hz-1.5MHz.
BANDWIDTH \pm 0.3dB	4Hz-1MHz	10Hz-300kHz	20-40dB, 4Hz-1MHz; 60dB, 10Hz-300kHz.
INPUT IMPEDANCE	> 5M Ω , < 40pF from 100Hz to 1MHz	> 1M Ω , < 50pF from 100Hz to 300kHz	> 5M Ω , < 40pF from 100Hz to 300kHz.
INPUT NOISE	< 15 μ V, zero source; < 50 μ V, 100k Ω source	< 15 μ V, zero source; < 40 μ V, 100k Ω source	As TA401 and TA601 at 40dB and 60dB.
POWER SUPPLY	PP3 battery, life 100 hours		PP9 battery, life 1,000 hours, or A.C. Power Unit.
AVAILABLE OUTPUT	1V up to 1MHz, 300mV at 3MHz, into load of 100k Ω and 50pF		1.5V up to 2MHz, 1V at 3MHz, into 100k Ω and 50pF.
OUTPUT IMPEDANCE	100 Ω in series with 6.4 μ F		
SIZE & WEIGHT	3" \times 1 $\frac{3}{4}$ " \times 1 $\frac{1}{4}$ " 7 oz.		2 $\frac{1}{2}$ " \times 4" \times 5 $\frac{1}{2}$ " 2 $\frac{1}{2}$ lb.
PRICE with Battery and input lead	£17.0.0	£17.0.0	£27.0.0 (Optional A.C. Power Unit £7.10.0 extra)



Fully detailed leaflets are available on our complete range of portable instruments

LEVELL ELECTRONICS LIMITED

Park Road, High Barnet, Herts. Telephone: 01-449 5028
WW-064 FOR FURTHER DETAILS



**Mr. Harold J. Leak wishes to engage, as his personal technical assistant,
an engineer of high vitality, competence and ambition.**

The applicant must be capable of designing transistor amplifiers and stereo FM tuners, along guide lines given by Mr. Leak. He must also be capable of carrying out original work, again as guided, on loudspeaker transducers.

Salary £3,000 p.a. plus share of profits.

If you are certain that you are technically capable of the job and have the personality to get things done, write to Mr. Leak; please do not waste his time if you are unsure of yourself.

H. J. Leak & Co. Ltd., Brunel Road, London, W.3.

WW-065 FOR FURTHER DETAILS

THE *Aldamin* DE-SOLDERING TOOL



- Self-contained—does NOT require the use of air-lines or pumps
- Simple, light and inexpensive
- PERMABIT nozzle will not wear or become eroded by the solder
- Standard nozzle $\frac{5}{16}$ in. bore. Alternative, $\frac{3}{16}$ in. bore
- Mains or low voltages


Please ask for colour catalogue A/5

LIGHT SOLDERING DEVELOPMENTS LTD

28 Sydenham Road, Croydon, CR9 2LL

Telephone: 01-688 8589 & 4559

WW-066 FOR FURTHER DETAILS



Solid State U.H.F. Fixed Station

for 450 to 470 Mc/s

The Pye F450T u.h.f. base station has a fully transistorised transmitter and receiver, for maximum reliability and minimum size.

The equipment is frequency-modulated, operates from 450 to 470 Mc/s, with 40 to 60 kc/s channel spacing, and is suitable for use with mobile and Pocketfone radiotelephones.

Pye Telecommunications Limited

Cambridge, England. Telephone: Cambridge 61222. Telex: 81166.

- *Choice of control systems.
- *Elimination of relays in transmitter with the exception of aerial changeover.
- *Output stage protected against 'no-load' conditions.
- *High-stability receiver squelch circuit eliminates background noise in the absence of a signal.
- *4W nominal r.f. output.
- *Remote control facilities.




More Value-engineering from Weir


Modureg

Compact regulated DC power supplies operating from AC line voltage giving outstanding reliability over a wide ambient temperature range.


Silicon solid state throughout. 0-25v, 0-0.25A DC, continuously variable or pre-set. Ripple and noise < 1mV peak-peak. Line regulation < 1mV peak-peak + 0.03%. Automatic current limiting at 0.3A. Temperature range 0-50°C.



Type 351 Rack Mounting Units, each £18.10.0.
5½ x 3½ x 10 ins., 13.5 x 9 x 25 cm.



Type 361 Bench Unit, £21.10.0.
5½ x 3½ x 10½ ins., 14 x 9 x 27 cm.



Type 341 Inbuilt Unit, £17.10.0.
4½ x 3 x 9 ins., 11 x 8 x 23 cm.

WE

Weir Electronics

Weir Electronics Ltd Durban Rd
Bognor Regis Sussex
WW-068 FOR FURTHER DETAILS

Bognor Regis 3606
Telegrams Electron Bognor Regis

CHASSIS and CASES

by *Smith's*
of
EDGWARE ROAD

H. L. SMITH & CO. LTD.
Electronic Components • Audio Equipment
287/289 EDGWARE ROAD, LONDON, W.2.
Tel: 01-723 5891

We shall be pleased to quote for all your component requirements.

BLANK CHASSIS

SAME DAY SERVICE

Of over 20 different forms made up to YOUR SIZE.
(Maximum length 35in., depth 4in.)

SEND FOR ILLUSTRATED LEAFLETS

or order straight away, working out total area of material required and referring to table below, which is for four-sided chassis in 16 s.w.g. aluminium.

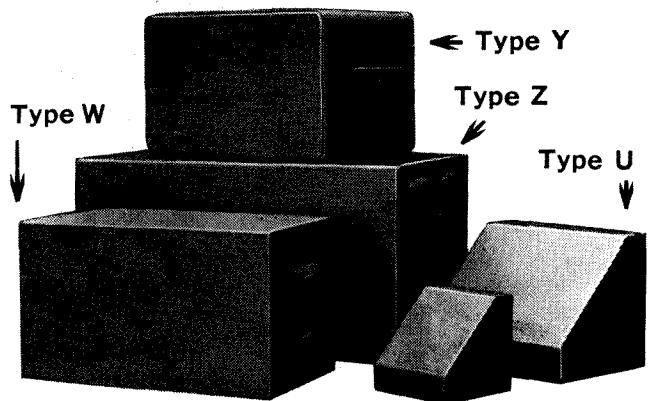
48 sq. in.	4/6	176 sq. in.	9/10	304 sq. in.	15/2
80 sq. in.	5/10	208 sq. in.	11/2	336 sq. in.	16/6
112 sq. in.	7/2	240 sq. in.	12/6	368 sq. in.	17/10
144 sq. in.	8/6	272 sq. in.	13/10	and pro rata.	
P. & P. 2/6.		P. & P. 3/-		P. & P. 4/6.	

Discounts for quantities. More than 20 sizes kept in stock for callers.

FLANGES (¼in., ⅜in.), 6d. per bend.

STRENGTHENED CORNERS 1/- each corner.

PANELS: Any size up to 3ft. at 6/- sq. ft. 16 s.w.g. (18 s.w.g. 5/3). Plus post and packing.



CASES

ALUMINIUM, SILVER HAMMERED FINISH

Type	Size	Price	Type	Size	Price
U	4 x 4 x 4*	10/-	Y	8 x 6 x 6*	26/6
U	5½ x 4½ x 4½	15/6	Y	12 x 7 x 7	41/-
U	8 x 6 x 6	21/-	Y	13 x 7 x 9	46/-
U	9½ x 7½ x 3½	22/-	Y	15 x 9 x 7	48/6
U	15 x 9 x 9	44/6	Z	17 x 10 x 9	66/-
W	8 x 6 x 6	21/-	Z	19 x 10 x 8½	71/-
W	12 x 7 x 7	34/-	*Height Plus post and packing.		
W	15 x 9 x 8	44/-			

Type U has removable bottom or back, Type W removable front, Type Y all-screwed construction, Type Z removable back and front.


WW-069 FOR FURTHER DETAILS

what has changed?

Well, loudspeakers for one thing. Practically all loudspeakers designed in the last few years have (rightly) followed the trend towards lower efficiency and therefore require more power to drive them.

And pickups, too. The trend here is towards smaller and lighter moving parts producing lower outputs, requiring greater sensitivity and improved signal to noise ratio in the pre-amplifier.

QUAD has changed to accommodate both, and has also taken the opportunity of introducing other significant improvements in performance and facilities.



QUAD 33



QUAD 303

QUAD

for the closest approach to the original sound

Complete the coupon below and post today for full details of the new QUAD

Please send me a copy of the new QUAD leaflet

NAME
(Block Capitals)

ADDRESS
(Block Capitals)

ACOUSTICAL MANUFACTURING COMPANY LTD.,
Huntingdon. Telephone Huntingdon (0480) 2561/2

ww

WW-070 FOR FURTHER DETAILS



£36 checkmate

10-100,000Hz (4 ranges; scale length 8½ inches each range).

Maximum outputs: 25Vrms sinewave, 50Vp-p squarewave (continuously variable from 1mV).

The new Taylor 192A L.F. Oscillator is designed to meet the requirements of engineers checking the performance of amplifiers, transformers, loudspeakers and other devices. Its low distortion (less than 0.5% at 1 kHz) enables you to test both steady-state and transient responses through the audio band and well beyond. Its UK list price is £36. 10.0. Trade prices on application.

Complete technical information available from Taylor Electrical Instruments Ltd., Montrose Avenue, Slough, Bucks. Telephone: Slough 21381. Telex 84429.

WW-071 FOR FURTHER DETAILS

T6

sounds great —'68

**INTERNATIONAL
AUDIO
FESTIVAL & FAIR**

Thursday April 18th to Sunday April 21st 11 a.m.—9 p.m.

On show the finest of the world's sound reproduction equipment.

Hear continuous demonstrations of the newest equipment to keep you abreast of all that is latest and best in Pick-ups, Amplifiers, Speakers, Microphones, Stylies, Turntables, Tapes, Tape Recorders . . . plus a huge variety of accessories.

**NOT ONLY SUPERIOR SOUND
BUT SUPERIOR MANUFACTURE**

HOTEL RUSSELL,


Russell Square, London, W.C.1.

ASK FOR COMPLIMENTARY TICKETS
at your nearest AUDIO, RECORD, RADIO or
MUSIC Shop, or send stamped addressed envelope to:

AUDIO HOUSE, 42 Manchester Street, London, W.1.

WW-072 FOR FURTHER DETAILS

If i'd only tried **Pinnacle** first...



Pinnacle


The widest ranging and most comprehensive valve catalogue available from any independent supplier.

PINNACLE ELECTRONICS LTD ACHILLES STREET · NEW CROSS · LONDON S.E.14
Telephone: All Departments—01-692 7285 Direct orders—01-692 7714

WW-073 FOR FURTHER DETAILS

FULLY APPROVED RELAYS QUICK DELIVERY


**A.D.S. P.O.
3000
SERIES**



Through 30 years' telephone service, and automation refinements, the world's most versatile relay: 1 to 4 coils in limitless permutations from $\frac{1}{2}$ milli-amp to 20 amps (0.1 to 400 volts); Fast, slow, and A.C. versions; 1 to 16 contact units (36 springs max.); Standard contacts 0.3 to 1 amp; Alternatives for switching Dry-state, Inductive, and 10 amp circuits. Insulation from 100 to 4,000 volts; Life up to 100 million operations; Plain or tropical finishes; Approx. dimensions $1\frac{1}{2}'' \times 3\frac{3}{4}'' \times 2\frac{1}{2}''$ max. An A.D.S. 3000 Type to meet all specifications-G.P.O., E.I.D., C.E.G.B., ADMIRALTY, U.K.A.E.A., ALL COMMERCIAL, ETC.

A.D.S. P.I. PLUG-IN 3000 TYPE

Plug-in version, enabling relays to be changed in seconds. Coils and contacts to G.P.O./R.C.S. and variations: Standard contact insulation is 250 V working; 400/750 V also provided; Bases available ex-stock for immediate production: Fully approved.

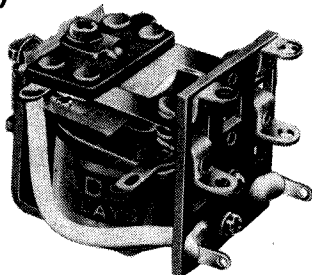


A.D.S. P.O. 600 SERIES

Miniaturised 3000 with similar, but restricted specification; only $\frac{3}{4}$ in. chassis space (twelve=nine 3000 Type): 1 or 2 coils; 1 to 6 contact units (14 springs max.). Approx. $1\frac{3}{8}'' \times 3\frac{3}{8}'' \times 1\frac{3}{8}''$.

A.D.S. LITTLE KING (at right)

Screw-Fix type 1, 2, 3 and 4 pole. Quick-Change (Plug-in Type) 2 and 3 pole 12 and 24 v. D.C., 100 and 240 v. A.C. Ex-stock. Little space required: Screw-Fix 1.7 sq. in., Quick-Change 2.0 sq. in. King size switching: Screw-Fix 2 kVA, Quick change 1.5-kVA, 10 million operations (proof tested to 27 million). Power transfer=1,500. Max. current gain=1,400 (coil to all contacts). LK2C (2 pole screw-fix type)—10 amps./400 volts (1,000 VA max.) per pole.



A.D.S. MINI G.P.

Special ADS miniaturised 600 Type: Single or double windings; 1 to 8 contact units (24 springs max.); Ideally suited to printed circuit and general purpose uses; A sensitive miniature Relay built to suit each specific requirement; Minimum operation below 50 milliwatts (3 mA in 5,000 Ω coil). A.C. coils available. Approximate dimensions: $\frac{3}{4}$ in. \times $1\frac{1}{4}$ in. \times $2\frac{1}{4}$ in. (plus tags).


ads RELAYS

**A.D.S. RELAYS
LTD.**

97 ST. JOHN STREET,
LONDON, E.C.1.

Telephone: 01-253 3393

WW-074 FOR FURTHER DETAILS



DIGITAL DISPLAY UNITS £4.5.0


0.9 with decimals, lit by 6.3v bulb.

- * Assemble units into groups to give countless permutation of numbers.
- * Maximum legibility from a wide angle through uniform intense characters.
- * Applications in every industry, for instantaneous readout of anything numerical.
- * Price of £4/5/- includes post and packing.
- * Size $2\frac{1}{4}'' \times 1\frac{1}{2}'' \times 5\frac{5}{8}''$ long.

Automatic Machine Service (CARDIFF) LTD.

ACE HOUSE, FERRY ROAD, CARDIFF.
CF1 4RN. TEL. CARDIFF 41456
WW-075 FOR FURTHER DETAILS

Precision Russian instruments



*2, 3, 6, 12 point
strip chart
Recorders from
£126

*Recording Ammeter
and Recording
Milliammeter at
£47

- * AC/DC Magnetoelectric Multimeter
- * Milliammeters, Voltmeters, Resistance Boxes, Wheatstone Bridges & Potentiometers.

ALL OFFERED AT PARTICULARLY COMPETITIVE PRICES

DERRITRON ELECTRONICS LIMITED

Instruments Division, Sedlescombe Road North, Hastings,
Sussex. Telephone Hastings 51372 Telex 95111

WW-076 FOR FURTHER DETAILS

Audix

VISIT OUR
EXHIBITION
AT THE
ROYAL HOTEL
WOBURN PLACE,
LONDON, W.C.1
APRIL 18th-21st
"AUDIO FAIR TIME"

SOUND SYSTEMS and ELECTRONICS

TAILOR-MADE
TO YOUR OWN
REQUIREMENTS




● HIGH PERFORMANCE ● COMPACT MODULAR CONSTRUCTION ● RACK OR CONSOLE MOUNTING

MODULAR AUDIO MIXERS

Model MXT/6 Assemblies offer a combination that will fulfil every requirement for pre-amplifiers and mixing. From 4 to 22 channels can be utilised each with its own independent Gain control and with overall Master Gain, Treble and Bass controls.

MODULAR AUDIO AMPLIFIERS

Audio Power Amplifiers having outputs of from 10 to 80 watts and to operate in conjunction with MXT/6 Mixing Assemblies. Silicon Transistorised throughout—stable—high performance—overload and output protection—distortion better than .5% 20 Hz to 15,000 Hz—output 15 ohm and 100 volt to line.



For mounting in Cabinet Rack or Console on 19" standard panels—finished gun metal two tone blue or to requirements—Microphone, Tape, Gramophone, Radio and Priority Tone Signal Modules.

Integrated Mixer/Amplifiers Models A25—30 watts, and A80—60 watts, having inputs for two Microphone Channels balanced at 30 ohm. Auxiliary inputs for Microphone, Gramophone and Tape, each channel independently controlled. Overall Master Gain Control. Treble and Bass tone controls giving ± 12 db lift and cut.

AUDIX SOUND SYSTEMS & ELECTRONICS STANSTED ESSEX Telephone: STANSTED 3132/3437

WW—077 FOR FURTHER DETAILS



AUDIO LABORATORY INSTRUMENTS

LOW DISTORTION OSCILLATOR (Series 2)

An instrument of high stability providing very pure sine waves, and square waves, in the range of 5 Hz to 500 kHz. Hybrid design using valves and semiconductors.

Specification

- Frequency Coverage: 5 Hz-500 kHz (5 ranges).
 - Output Impedance: 600 Ohms.
 - Output Voltage: 10 Volts r.m.s. max.
 - Output Attenuation: 0-110 dB continuously variable.
 - Sine Wave Distortion: 0.005% from 200 Hz to 20 kHz increasing to 0.015% at 10 Hz and 100 kHz.
 - Square Wave Rise Time: Less than 0.1 microseconds.
 - Monitor Output Meter: Scaled 0-3, 0-10, and dBm.
 - Mains Input: 100 V.-250 V. 50/60 Hz.
 - Size: 17½ x 11 x 8in.
 - Weight: 25 lb.
 - Price: £125.
- Rack mounting version available.

DISTORTION MEASURING SET (Series 2)

A sensitive instrument for the measurement of total harmonic distortion, designed for speedy and accurate use. Capable of measuring distortion products as low as 0.002%. Direct reading from calibrated meter scale.

Specification

- Frequency Range: 20 Hz-20 kHz (6 ranges).
 - Distortion Range: 0.01%-100% f.s.d. (9 ranges).
 - Sensitivity: 100 mV.-100 V. (3 ranges).
 - Meter: Square law r.m.s. reading.
 - Input Resistance: 100 kOhms.
 - High Pass Filter: 3 dB down to 350 Hz. 3 dB down to 35 Hz.
 - Frequency Response: ±1 dB from second harmonic of rejection frequency to 250 kHz
 - Power Requirements: Included battery.
 - Size: 17½ x 11 x 8in.
 - Weight: 15 lb.
 - Price: £90
- Rack mounting version available.

VOLTMETER (new item)

A transistor operated voltmeter satisfying the requirements for audio frequency measurement.

Specification

- Sensitivity: 1 mV.-300 V. f.s.d. (12 ranges).
- Calibration Accuracy: 2% f.s.d.
- Frequency Response: ±1 dB. 10 Hz-500 kHz.
- Input Impedance: 1 MOhm. 1 mV.-300 mV. 10 MOhm. 1 V.-300 V.
- Meter Scaled: 0-3, 0-10, and dBm.
- Power Requirements: Included battery.
- Size: 11½ x 6½ x 6in.
- Weight: 7 lb.
- Price: £35.

RADFORD LABORATORY INSTRUMENTS LTD

Ashton Vale Road
Bristol 3


WW-078 FOR FURTHER DETAILS

Keep those Contacts CLEAN

by using a

DIACROM SPATULA

The "Diacrom" is a metal spatula upon which diamond powder has been deposited by a special process. No deep scratches are possible because density is controlled and the polishing of the contacts is achieved by a gentle brushing motion. With coloured nylon handle for complete insulation and easy size identification.



Manufactured in France
British Patents applied for

- Grain size 200, thickness 55/100 mm., both faces diamonded. For quick cleaning of industrial relays and switching equipment, etc.
- Grain size 300, thickness 55/100 mm., both faces diamonded. For smaller equipments, like telephone relays, computer relays, etc.
- Grain size 400, thickness 25/100 mm., one face diamonded. For sensitive relays and tiny contacts. Two close contacts facing each other can be individually cleaned, because only one face of the spatula is abrasive.


Sole Distributors for the United Kingdom

SPECIAL PRODUCTS (DISTRIBUTORS) LTD

81 Piccadilly, London, W.1. Phone: 01-629 9556.

As supplied to the War Office, U.K.A.E.A., Electricity Generating Boards, British Railways and other public authorities; also leading electronic and industrial users throughout the United Kingdom.

WW-079 FOR FURTHER DETAILS



MINIMUM SPACE DECADE BOXES

Small enough to put in your pocket (but too useful to keep there) the new Hatfield Capacitor Decade Boxes Type 688A has been developed for use by design engineers for circuit tolerancing and similar applications. The unit is exceptionally compact, measuring only 5½ in. x 1½ in. x 2½ in. and provides a rapid means of capacitor selection over the range 100 pF to 1µF. Accuracy is better than 5% at any setting.

- Also now available in identical size cases to the above, are the new Hatfield Miniature Resistance Decade and Switched Attenuators Types 687A, 687B and 687E.


WRITE NOW FOR ILLUSTRATED LITERATURE AND FOR YOUR COPY OF THE NEW HATFIELD SHORT FORM CATALOGUE.

HATFIELD INSTRUMENTS LTD.,

Dept. WW, Burrington Way, Plymouth, Devon. Telephone: Plymouth (0752) 72773/4 Grams: Sigjen Plymouth.

HATFIELD BALUN

WW-080 FOR FURTHER DETAILS



Some of the many TR and TB Cells available from EEV

TR CELLS

TYPE NO.	SERVICE TYPE	BAND	FREQUENCY RANGE (MHz)	PEAK POWER (kW)	MAXIMUM V.S.W.R.	MAXIMUM INSERTION LOSS (db)	MAXIMUM RECOVERY TIME TO 6db (μ s)
BS390	CV9442	S	2925-3075	1250	1.33	1.0	15
BS800	—	S	2840-3100	1250	1.2	0.8	15
BS824*	—	S	2700-3100	250	1.25	0.4	15 to 3db
BS156	CV2306	X	9000-9600	200	1.2	0.8	4.0
BS452	—	X	9310-9510	100	1.3	0.8	4.0
BS810†	—	X	9250-9550	75	1.4	0.8	4.0
BS850	—	X	9300-9500	50	1.2	0.7	4.0

* For protection of travelling wave tube amplifiers
† Tunable

TB CELLS

TYPE NO.	SERVICE TYPE	BAND	RESONANT FREQUENCY (MHz)	OPERATING POWER (kW)	MAXIMUM LOADED Q	MAXIMUM V.S.W.R.
BS310	CV6070	X	9375	5-200	6.5	1.1

SOLID STATE WAVEGUIDE SWITCHES

(a suitable 'drive unit' BS402 is available from EEV)


TYPE NO.	BAND	FREQUENCY RANGE (MHz)	BAND WIDTH (MHz)	ATTENUATION AT CENTRE FREQUENCY (db)	MAXIMUM PEAK PULSED LINE POWER (kW)	TYPICAL OPERATING VOLTAGE (V)	MAXIMUM OPERATING CURRENT (mA)
BS392	S	2925-3075	150	0.25-25.0	0.5	0.85	30
BS460	X	8500 to 12000*	100	1.0-25.0	0.5	0.85	30

* Set to customers' requirements within this range

TR LIMITER CELL

TYPE NO.	SERVICE TYPE	BAND	FREQUENCY RANGE (MHz)	PEAK POWER (kW)	MAXIMUM V.S.W.R.	MAXIMUM INSERTION LOSS (db)	MAXIMUM RECOVERY TIME TO 3db (μ s)	MAXIMUM LEAKAGE, HIGH POWER SPIKE (erg/pulse)
BS814	CV6192	X	9000-9700	200	1.3	0.8	3.0	0.02

EEV can provide you with any type of TR & TB cell you want, whether your radars are marine, airborne or high power. The standard range, which also includes microwave switches for use in S- and X-band duplexer systems, covers narrowband, broadband and tunable types. If, however, you have something special in mind EEV can probably make that too. Details of the standard range are available on request.



ENGLISH ELECTRIC VALVE COMPANY LIMITED CHELMSFORD, ESSEX. TELEPHONE: 61777

WW—081 FOR FURTHER DETAILS

YOU WANT PARTS URGENTLY

—almost
immediately!

So what do you do?

You reach for the 'phone and dial ONO 239 8072, if it is anything made by the United-Carr Group. You will be surprised how soon you'll get what you want.

Your immediate needs are our business

We exist to supply the small user quickly with *standard* parts made by these Companies and carry large stocks of their fasteners and clips and a wide range of Radio, Electronic and Electrical components. We're geared to speedy handling and dispatch.

But you will need our latest catalogue

For quick and accurate ordering you should keep our comprehensive catalogue by you. This useful reference book gives full details of the wide range of parts we stock—nearly everything of the kind that you are likely to require. Even though not ordering anything immediately, you should write now for this useful publication and so be ready to handle rush jobs whenever they arise.

United-Carr Supplies Ltd.,
Frederick Road, Stapleford, Nottingham.
Sandiacre 8072 STD ONO 239 8072

Cineh

DOT

FT

STOCKISTS


UNITED-CARR
SUPPLIES

UNITED-CARR GROUP

WW—082 FOR FURTHER DETAILS

EDDYSTONE COMMUNICATION RECEIVERS

For the Professional or Amateur user who likes the Best.



840C
£66

HIRE PURCHASE TERMS

Model	Cash Price	Deposit	12 mthly. of	Total H.P. Price	24 mthly. of	Total H.P. Price
EC10	£53	£15	£3 8 2	£55 18 0	£1 19 2	£62 0 0
840C	£66	£16 10 0	£4 8 9	£69 15 0	£2 7 6	£73 10 0
EB35	£80 6	£3 15 6	£4 0 7	£63 13 3	£2 3 0	£66 18 3
940	£133	£34	£8 17 3	£140 7 0	£4 14 9	£147 14 0
EA12	£185	£47	£12 7 3	£195 7 0	£6 12 3	£205 14 0

Payments over 30 months if desired.

Quotation on request.

Delivered Carriage paid by Passenger Train.

CARRIAGE PAID



Telephone: AINTREE 1445

SEND STAMP FOR LITERATURE TO

The Eddystone
Specialists

SERVICES LTD.

51 COUNTY ROAD
LIVERPOOL, 4

ESTAB. 1935

WW—083 FOR FURTHER DETAILS

The "MIRACLE" Range of Soldering Irons fitted with the Bi-Metal, Steel held Solid Silver Bit.

8 Models—Any Voltage.

Over 150 type bits.

6 v. to 240 v.

10 W. to 500 W.

LONG LIFE BITS.

EASY BIT / ELEMENT INTERCHANGE.

NO MAINTENANCE IN USE.

PERMANENT BIT SHAPE AND SIZE.

One Customer writes: "... This iron has been in continuous use for about **EIGHT MONTHS** and it would appear that it now needs a new bit."

We claim long life

Our customers **PROVE** it.

Now new formula Multigrade Solders.



LONDTRA LTD. Kelway Works,


Kelway Place, London, W.14.

Tel: (01) 385 7606.

WW—084 FOR FURTHER DETAILS

A.C. SOLENOID TYPE SAM

**Continuous Rating
14oz. at $\frac{3}{4}$ in
Instantaneous
up to 5 $\frac{1}{2}$ lb.**



Fitted with stainless steel guides—6 times the life. Larger and smaller sizes available—also transformers to 8kVA 3-phase.

R. A. WEBBER LTD.

KNAPPS LANE, CLAY HILL, BRISTOL 5. TELEPHONE 65-7228/9

WW—085 FOR FURTHER DETAILS

3A MINIATURE AXIAL RECTIFIERS

IN4139—IN4143

NEW TO RASTRA'S RANGE

Meet all MIL S-19500 environmental specs.

Average D.C. Forward current 3.0A @ 50°C.

Leakage Max. @ D.C. Reverse Voltage 25 μ A @ 25°C.

500 μ A @ 100°C.

Forward Drop @ 3.0A 1.2V @ 25°C.

1.0V @ 100°C.

IN4139 (50V) IN4142 (400V.)

IN4140 (100V.) IN4143 (600V.)

IN4141 (200V.) Prices and data available on request, as also our Short Form Catalogue/Price List.

RASTRA Electronics Ltd.,
275/281 King Street, London, W.6. Tel: RIV 2960

WW—086 FOR FURTHER DETAILS



IMPORTANT TITLES

the tape recorder

C. G. NIJSEN. *Second edition.*

Written for the growing number of enthusiasts, it shows how the best possible results can be obtained from a recorder, whether it is used for pleasure or business or educational purposes—at home or in a school. Includes chapters on sound recording and reproduction, basic principles and theory of the tape recorder, acoustics, stereophony, choice of recorder and applications. The second edition has been updated and expanded. 172 pp. Illustrated. 15s net 15s 11d by post.

the electron in electronics

Modern Scientific Concepts for Electronic Engineers.

M.G. SCROGGIE, B.Sc., F.I.E.E.

**ILIFFE
BOOKS LTD.**

42 RUSSELL SQUARE,
LONDON, W.C.1.

The author, as an electronic engineer has related the modern concepts to the things a student of electronics is likely to know already, and expresses them in familiar terms and symbols. The standard of mathematics and general physics assumed is at most G.C.E. 'A' level. The book is intended to be an introduction and perhaps a supplement to more formal and mathematical treatments, and particular attention has been given to questions and difficulties that may arise. In *The Electron in Electronics*, M. G. Scroggie, whose books on radio and electronics have sold over a quarter of a million copies, and whose *Foundations of Wireless* has helped generations of students in their first steps, shows his ability to present this intrinsically difficult subject vividly and clearly. 276 pp. 132 illustrations. 45s net 46s 1d by post.

from leading booksellers

WW—087 FOR FURTHER DETAILS




Now available 1968 Data Book

136 pages of data, including for the first time, colour-coded sections for quick reference—covering comparables and equivalents and all current Mullard semiconductors, valves, tubes and components for Radio, TV, Audio and HiFi applications.

PRICE 3/6 from your local TV retailer OR direct from Mullard—cash with order, plus 9d for p. and p.

Mullard Mullard Limited, Distributor Sales Division,
Mullard House, Torrington Place, London, W.C.1.

WW—088 FOR FURTHER DETAILS





It's easier...

to find small components in a transparent **raaco** drawer cabinet



It keeps all your transistors, bulbs, screws, bolts, nuts, etc. VISUAL, ASSORTED AND ALWAYS AVAILABLE

THE MOST COMPACT SYSTEM FOR STORAGE OF SMALL ITEMS

- see at a glance avoids searching
 - heavy gauge reinforced steel frames
 - transparent, dividable plastic drawers
 - self-supporting, standardized units
 - stackable or suspendable for speedy erection or alteration into larger sections
 - more than 20 different models
- FOR MODERN AND EFFICIENT STORAGE OF ALL SMALL COMPONENTS INSIST ON

raaco

MODEL 36 A
£ 4.10.0

For detailed information and illustrated brochure write to

RAACO (London) Ltd.,
52/54 High Holborn,
London W. C. 1.

WW-089 FOR FURTHER DETAILS

DEANSWOOD SHOPPING CENTRE, RAINHAM, KENT

comprising

SUPERMARKET-Let to Pricerite Ltd., and 25 SHOPS

Reservations include multiple retailers and banks

ONLY 6 SHOPS REMAIN

Frontages 18ft. Depths 40ft.

RENTS £1,000 p.a. excl.

Apply Joint Letting Agents

WEATHERALL, GREEN & SMITH

22 Chancery Lane, London W.C.2.

01-405 6944



and

HILLIER PARKER MAY & ROWDEN


77 Grosvenor Street, London W.1.

01-629 7666

WW-090 FOR FURTHER DETAILS




for
VARIABLE
CAPACITORS



TERMINAL
STRIPS

LEADTHROUGH INSULATORS



WINGROVE & ROGERS LTD

DOMVILLE ROAD · LIVERPOOL 13


Telephone: Stoneycroft 2265

LONDON OFFICE: 75 Uxbridge Road, Ealing W.5. Tel: 01-567 7046

WW-091 FOR FURTHER DETAILS




NOW PRESENTS WIDE RANGE OF PROFESSIONAL QUALITY PUBLIC ADDRESS SOUND SYSTEMS



MODEL 50 - ATR
50 - watts AC/ Bat.
Transistorised amplifier

TRANSISTORISED P. A. AMPLIFIERS


Ahuja manufactures 6 models to cover complete range with power outputs from 10 - watts. to 50-watts. 3 models work from A.C mains and 12 Volt Battery. All are provided with protective circuit to ensure absolute reliability.



MODEL A - 80 HF
100-watts professional amplifier

PROFESSIONAL P. A. AMPLIFIERS

4 Models are available with outputs from 18 - watts to 100 - watts for professional standard performance and all types of indoor & out door installations.



AUD-99 AUD-550

WIDE CHOICE IN MICROPHONES

Ahuja offers a microphone for every P. A application. 2 unidyne models and 2 Dynamic omnidirectional models are available.



AHUJA LOUDSPEAKER SYSTEMS

Ahuja's high quality breakdown - proof loudspeakers are available to suit every P. A. installation

Ahuja Sound Equipments are built to international standards. These are most competitively priced and are marketed in over 20 countries. Ask for latest export catalogue & prices

Manufacturers : AHUJA RADIOS, 13, DARYAGANJ, DELHI - 6 (INDIA)

Issued by : **Engineering Export Promotion Council, Calcutta (India)**

WW-092 FOR FURTHER DETAILS

D 43

LABORATORY OSCILLOSCOPE

with plug-in amplifiers


D43 is a double-beam laboratory oscilloscope with a 4in. double-gun aluminised PDA tube, operating at 4kv. Alternative time bases are available: T41, calibrated 18 speeds, and T42, calibrated 22 speeds with single-shot facility and a DC coupled X amplifier. Both have comprehensive triggering systems. Six plug-in Y amplifiers are already available—General Purpose, Differential, Ultra High Gain, Envelope Monitor, General Purpose Differential, and Wide Band. With General Purpose (type A) Y amplifiers and T41 time base, D43 weighs

only 36 lbs., costs only £125. This versatile 'scope is part of a still more versatile system, which also includes the S43, a single-beam version, and the D53, an advanced instrument with rectangular double beam mesh tube and sweep and signal delay facilities. The D53 accepts all six Y amplifiers, plus two special signal delay models. The entire 43/53 system is set out in our short form catalogue—together with nine other portable 'scopes, priced from £23 10s. All prices quoted apply to the U.K. only.

TELEQUIPMENT



Telequipment Ltd · Southgate · London N14 · Phone: 01-822 1166



WW-093 FOR FURTHER DETAILS

Wireless World

MARCH 1968

VOLUME 74 NUMBER 1389

Editor-in-chief:
W. T. COCKING, F.I.E.E.

Editor:
H. W. BARNARD

Technical Editor:
T. E. IVALL

Editorial:
B. S. CRANK

Drawing Office:
H. J. COOKE

Production:
D. R. BRAY

Advertisements:
G. BENTON ROWELL (Manager)
J. R. EYTON-JONES

CONTENTS

- 1 Trade Balance or Imbalance?
- 2 New B.B.C. Monitoring Loudspeaker by H. D. Harwood
- 5 Books Received
- 6 Towards Large-Scale Integration
- 9 "Doctoring" Recorded Sound
- 10 Electronics in *Concorde*
- 15 News of the Month
- 18 Personalities
- 20 Announcement : March Conferences and Exhibitions
- 21 An Evening of Sonic Effects
- 22 Power Supply Stabilization Module by P. R. Adby
- 24 Kelvin Cables by G. W. Short
- 26 Letters to the Editor
- 28 Transistor is Twenty Years Old
- 29 Letter from America
- 30 Time-Controlled Combination Lock by J. F. C. Johnson
- 31 Literature Received
- 32 Technical Notebook
- 33 World of Amateur Radio
- 34 Electronics in Typesetting by R. F. Southall
- 37 South Africa-Europe Submarine Cable
- 38 Smaller D.C. Converters and Inverters by J. R. Nowicki
- 42 H.F. Predictions
- 43 Forthcoming Events
- 44 March Meetings
- 45 Real and Imaginary by "Vector"
- 46 New Products

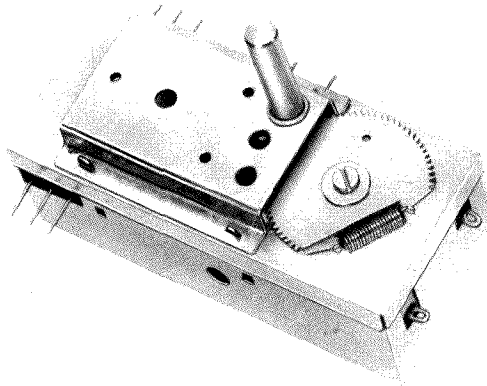
Iliffe Technical Publications Ltd.,
Managing Director: Kenneth Tett
Editorial Director: George H. Mansell
Dorset House, Stamford Street, London, SE1

© Iliffe Technical Publications Ltd., 1968. Permission in writing from the Editor must first be obtained before letterpress or illustrations are reproduced from this journal. Brief extracts or comments are allowed provided acknowledgement to the journal is given.

PUBLISHED MONTHLY (3rd Monday of preceding month). Telephone: 01-928 3333 (70 lines). Telegrams/Telex: Wiworld Iliffepres 25137 London. Cables: "Ethaworld, London, S.E.1." Annual Subscriptions: Home; £2 6s 0d. Overseas; £2 15s 0d. Canada and U.S.A.; \$8.00. Second-Class mail privileges authorised at New York N.Y. Subscribers are requested to notify a change of address four weeks in advance and to return wrapper bearing previous address. BRANCH OFFICES: BIRMINGHAM: 401, Lynton House, Walsall Road, 22b. Telephone: Birchfields 4838. BRISTOL: 11 Marsh Street, 1. Telephone: Bristol 21491/2. COVENTRY: 8-10, Corporation Street. Telephone: Coventry 25210. GLASGOW: 123, Hope Street, C.2. Telephone: Central 1265-6. MANCHESTER: 260, Deansgate, 3. Telephone: Blackfriars 4412. NEW YORK OFFICE U.S.A.: 300 East 42nd Street, New York 10017. Telephone: 867-3900.

CONSUMER

ELECTRONICS



AM/FM modules give you design flexibility

Mullard now offer you in a single can any major circuit function found in a portable or mains radiogram. Take the LP1169 AM/FM tuner for example. It covers 87.5 to 108MHz on FM, short, medium and long

wavebands on AM, operates on 9V, is fully screened and has a.f.c. All in one module. The Mullard module approach gives you design flexibility and the best overall performance—we make the

components, we assemble them into the modules. And on such a scale that price and quality are the best. Our range is the widest available. We've simplified external and inter-stage circuitry as far as possible without sacrificing design flexibility. The range includes modules to cover the requirements of AM and AM/FM receivers plus audio output modules up to 10W. A special publication on the LP1169 and other Mullard modules which also gives full application information, is available to manufacturers. Tick the coupon for a copy.

Everyone knows we make tubes, but did you know we make scanning coils too?

It makes good sense. You get a better match if they are both from the same source. We go to great lengths to get an optimum match between tubes and coils. We produce scanning coils for all our many Panorama and Push-through monochrome picture tubes. Manufacture is strictly controlled to

ensure consistent quality. Setting up is therefore greatly simplified. Compensation for frame shrinkage, due to rises in temperature, is incorporated. If any horizontal pin-cushion distortion or mis-shape at the corners of the raster should occur, this can be corrected with

extra magnets fitted to the coil housing. Of course our scanning coils for colour TV are produced to the same high standard. Technical information on the monochrome scanning coil AT1030 is available to manufacturers. Tick the coupon for a copy.

Time well spent

There can't be many firms who've been in business as long as we have, who have used the time to such advantage. Our past experience guides our future plans; provides us with an insight into the industry we serve; allows us to anticipate needs and deploy our resources over the most fruitful areas of research and

development—and thereby provide modern, technically excellent products ready for the demands of tomorrow. We have co-operated in

so many consumer electronics projects that it's quite likely we are working along similar lines to yours. So why not get in touch?

Mullard

CONSUMER ELECTRONICS DIVISION

Please send me information on
LP1169 tuner module AT1030 scanning coil

Name _____
Position _____
Company _____
Address _____

WW3

Mullard Limited, Consumer Electronics Division, Mullard House, Torrington Place,
London W.C.1.

CED 48

WW—094 FOR FURTHER DETAILS

Wireless World

ELECTRONICS, TELEVISION, RADIO, AUDIO

Trade Balance or Imbalance?

"IF these three requirements [quality, price and delivery dates] are not met the Post Office will be forced to look at the alternatives of procurement abroad and the creation of additional manufacturing capacity by the Post Office itself." This was the tough warning given to the industry by Mr. Edward Short, the Postmaster-General, at the annual dinner of the Telecommunication Engineering and Manufacturing Association in London on February 6th. He had said earlier in his strongly worded speech, "I should like to assure you also that we will do all we can to buy British provided we can get it—in time". This clarion call to buy British is all very well, but how much, or how little, of some products is British? Be that as it may, there certainly seems little justification for many of the imports in the field of radio and electronics.

Although in certain sections of our industry the export record is extremely high the curve for imports tends to rise more steeply. Take for instance the capital equipment side. The total given in the Board of Trade "Overseas Trade Accounts" for telecommunications equipment exported in 1967 is £83.3M compared with the previous year's £79.9M. On the debit side, however, we find the figure of £20.2M, and moreover, this represented a 33½% increase, whereas exports rose by only 4%. It is to be hoped that the telecoms industry will rise to the challenge presented by the P.M.G. to avert a still steeper rise in the imports curve. Incidentally, last year's exports included £13M worth of radio communications equipment, an increase of nearly 50% on the previous year.

The balance of trade in this sector of the industry is still healthy, but this cannot be said of, for instance, the domestic equipment side. Again quoting from B.o.T. figures, exports of radio and television receivers, chassis and parts, declined from £7.6M to £6M, whereas imports increased from £6.8M to £9.3M. Incidentally, the total number of transistor receivers and chassis imported last year was 2,452,000 as against 1,718,000 in 1966. A similar picture can be painted of the active component section; the value of semiconductors imported last year rose 10% to £11.37M and exports fell 4% to £2.7M.

The picture is no brighter for valves, tubes, etc., of which last year £7.3M worth were imported (£5.3 in 1966) and £5.1M exported (£5.6 in 1966); nor for the test and measuring instruments—imports rose by £5.2M and exports by £1M.

One is tempted to ask why should there be this general imbalance in our import-export trade? Is it because so many of the "British" companies are in fact subsidiaries or associates of overseas concerns and are therefore dependent on importing the parent company's output for their own "production"? Certainly, by far the highest volume of imports of electrical and electronic equipment comes from the U.S.A. whose share increased by 14% to over £65M last year. Germany's exports to this country stood at £21M last year (a slight decrease), and although the Netherlands came third her share went up by some 60% to over £20M. Although much lower in value it is significant that both Italy and Japan increased their supplies to this country by nearly 50% to £9.3M and £6.3M, respectively.

To go back to our question "why?". Is it our industry's inability to compete in the home market with imported foreign products which are often cheaper and better than the equivalents produced in the U.K.? One reason for this often put forward by economists is the inefficient structure of British industry: too many small manufacturing units making it impossible to achieve economies of scale.

Whatever the cause, we must not only think in terms of the Buy British campaign we must also *sell* British.

New B.B.C. Monitoring Loudspeaker

1. Design of the low frequency unit

by H. D. Harwood, B.Sc.

An outstanding feature of the B.B.C.'s latest studio monitoring loudspeaker is the 12-inch low frequency unit, which has a performance believed to be superior to that of any known commercial product.

THE studio monitoring loudspeaker at present being used by the B.B.C., type LS5/1A, was developed in 1959 and employs a special 380 mm low-frequency unit and two 58 mm high-frequency units. Although some 250 of these have been built, considerable difficulty has been experienced in securing adequate supplies of low-frequency units which meet the tolerances applied. Yet, in spite of the tightness of these tolerances, comments have been made that the sound quality varies from specimen to specimen. Criticism has also been made of the reproduction, although it is conceded to be better than that of any commercially available loudspeaker.

In view of the difficulty in obtaining low-frequency units of adequate quality and reproducibility, an investigation was started in the B.B.C. Research Department into the possibility of producing a thermoplastic cone and these experiments led to the production of the 305 mm unit described in this article (also in a B.B.C. Monograph¹). The listening tests were so successful that in November 1965 it was decided to commission a new loudspeaker incorporating this unit. It was clear that by employing a 305 mm unit an appreciably smaller cabinet than that of the LS5/1A would suffice, and it was intended that the new loudspeaker should serve both for studios and outside broadcasts.

LIMITATIONS OF EXISTING UNITS

Wide-range loudspeakers, such as are employed for quality monitoring, generally consist of low- and high-frequency units mounted in a cabinet together with a crossover network. In the past colouration[†] has been so prominent in the reproduction from low-frequency units

[†] By colouration is meant a characteristic timbre imparted to the reproduced sound by the loudspeaker; it is believed to arise from excitation of mechanical resonances.

H. D. Harwood, who obtained a physics degree at London University in 1941, started his career in 1938 in electro-acoustics at the N.P.L. There he helped on the first Medresco hearing aid and worked on microphone and loudspeaker calibration. Joining the B.B.C. Research Department in 1947, he has since been engaged on loudspeaker development, microphone calibrations, stereophony requirements and the design of a free field room. He has a number of patents and is author of various B.B.C. Engineering Monographs.



that the choice of unit has been made on the basis of comparative freedom from this effect rather than on that of power-handling capacity. As an example, a 15 in. (380 mm) unit is employed in the type LS3/1A[‡] loudspeaker when a unit of smaller diameter would have been chosen if one of the necessary quality could have been found. In addition, owing to the restricted working frequency range of the high-frequency units available, it has been necessary to use low-frequency units beyond the frequency range in which the cone and surround behave as a simple piston, i.e. up to about 500Hz, and into the region in which the amplitude/frequency response is irregular and dependent on the modes of cone resonance and their degree of damping. Furthermore, in existing loudspeaker units the frequency range over which the response is smooth appears, for reasons not fully understood, to be almost independent of cone diameter and from this aspect there is therefore no advantage to be obtained from employing units of smaller diameter.

Cones have generally been made of a paper felt material, but in practice the characteristics of this material, especially the damping coefficient, are not accurately reproducible in large-scale manufacture, and therefore the frequency characteristics are variable in the region of resonance modes. In an effort to improve matters some manufacturers have turned to materials having a higher stiffness to weight ratio than is obtainable with felted paper, the idea being to make the cone so stiff and light that the inevitable resonances lie outside the frequency range of interest. For this purpose expanded polystyrene has been employed, generally with a reinforcing skin of some other material such as aluminium. The results are rather disappointing as resonances are found to occur within the middle-frequency band and by its very construction the cone is of such a high mechanical impedance that it is very difficult to secure adequate damping.


In the B.B.C. the monitoring loudspeakers LS5/1A, LS5/2A,** and LS3/1A all use a special commercial 15 in. (380 mm) diameter low-frequency unit, and have a crossover frequency of about 1,600 Hz, and some difficulty has been found in obtaining units which will meet the B.B.C. test specification in the 500 to 1,600 Hz region where various resonances occur; furthermore, the axial frequency characteristic in this region is not as smooth as could be desired. It was therefore decided to see whether it would be possible to make, for future designs, loudspeaker units which would have more uniform and more reproducible characteristics than those of the type at present in use.

One of the difficulties restricting the development of paper cones has been the fact that the cost of a new mould has been in the region of £200, making experimental procedure very expensive. It was therefore decided to investigate the use of thermoplastic materials which can easily be made into cones by vacuum forming. For this process changes in mould shape and even new moulds can be made quite cheaply and easily; furthermore, as the raw cone material is made in the form of flat sheets, it should be very uniform and repeatable.

It was explained earlier that the existing low-frequency units were chosen on the basis that they were relatively free from colouration

[‡] The LS3/1A is used for outside broadcast monitoring and has a small lightweight cabinet. The design is intended to provide the best compromise between quality and portability.

**The LS5/1A is the normal floor-standing version, while the LS5/2A is designed to hang above picture monitors in television control rooms.



The complete studio monitoring loudspeaker (free-standing version) with and without front cover. It is a three-unit design.

although in fact they were unnecessarily large. It was therefore decided that the new units should be of 12 in. (305 mm) diameter as this size should afford adequate power-handling capacity to meet all requirements. In order to restrict the investigation as much as possible, it was decided to use commercially available chassis and magnet systems, leaving open the choice of voice coil diameter and length, spider constants, and the design of the cone and surround; for the last-mentioned two items, the influence of shape, thickness, and material were to be examined.

CONE MATERIAL

During the period of roughly forty years in which moving-coil loudspeakers have been under development, very little has been published on the various factors which influence the frequency characteristics. One factor which is known,² however, is that cones with straight sides are much more likely to generate subharmonics than those which have curved sides and it was therefore decided to start with a cone shape having slightly curved sides, as shown in Fig. 1(a); the voice coil diameter was 2 in. (50.8 mm).

The primary criterion which was applied to the choice of material was that it should possess a high degree of mechanical damping, for it was argued that since resonance modes were almost certain to occur in the frequency range of interest it was essential that they should be well damped if a uniform frequency characteristic was to be obtained.

The first material to be tried was expanded polythene, which is available in sheet form in various thicknesses from $\frac{1}{16}$ in. (1.6 mm) upwards. This material is very light and is characterized by an extremely high damping coefficient. The first experimental models showed axial frequency characteristics which fell off above 500 Hz owing to insufficient stiffness of the material; this result was not altogether unexpected and steps were taken to stiffen the cone. A coat of polyurethane varnish was applied to each side of the material and as a result the frequency characteristic was extended to about 1 kHz. It will be noted from Fig. 1(a) that there is a sharp bend in the cone shape near the voice coil, and it was thought likely that flexure was taking place at this point. A further mould was therefore made, Fig. 1(b), in which the sharp bend was replaced by a gradual curve, and this resulted in a wider frequency range but the frequency characteristic was rather irregular. Coating the cone again with polyurethane would have improved matters, but as more promising results had in the meantime been obtained with other materials further experiments with this material were abandoned.

Concurrently with the experiments described above, tests were carried out on cones made of 0.02 in. (0.6 mm) thick unplasticized polyvinylchloride (p.v.c.), which is a horny type of material and also with a polystyrene material (Bextrene) of the same thickness which had been toughened by the addition of a synthetic rubber and possessed a higher degree of damping than did the p.v.c. Cones were made with the mould shown in Fig. 1(a), and the frequency characteristics were measured with the units mounted in an enclosed cabinet similar in volume to that of the type LS5/1A loudspeaker. These characteristics are shown in Figs. 2 and 3 respectively. It is evident that the high-frequency range covered was in both cases adequate for the purpose in hand and that the additional damping in the polystyrene was advantageous; further experiments were therefore confined to this material.

All the experiments so far described were made on cones having a surround made of the same material as that of the cone and the irregularities which are seen in Fig. 3 above 500 Hz are due to the presence of resonance modes. The cone can be regarded as a transmission line and resonance modes can occur with the wave motion either in a radial or circumferential direction if it is not properly terminated in a resistive surround. As the required impedance for these two directions is different and the termination must occupy a distance small compared with a wavelength, it will be seen that the problem of designing a good termination is difficult.

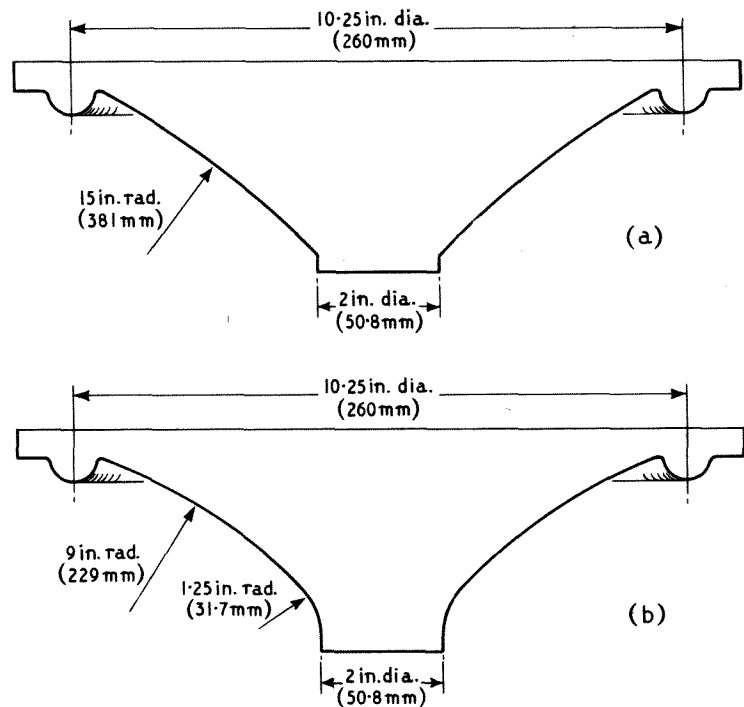
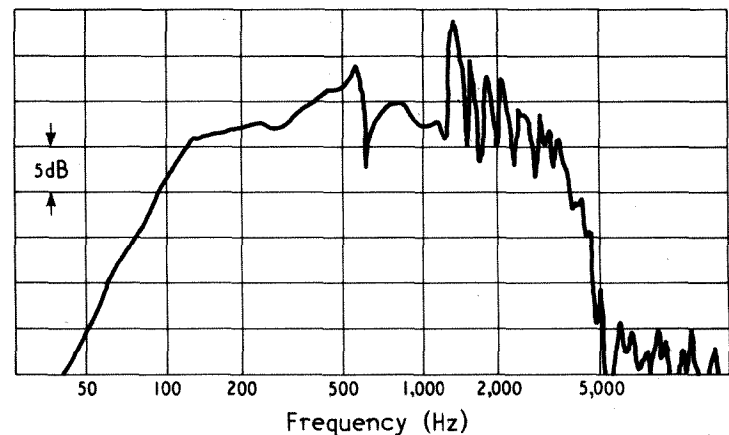


Fig. 1. (a) Shape of first mould; (b) shape of second mould.

Fig. 2. Axial frequency characteristic of unplasticized p.v.c. cone from first mould.



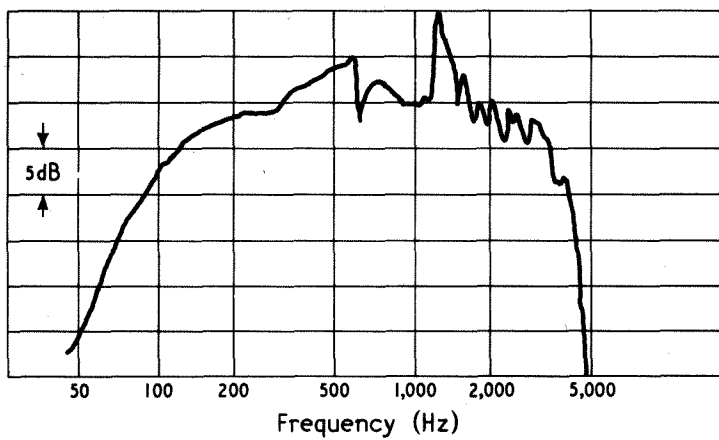


Fig. 3. Axial frequency characteristic of Bextrene cone from first mould.

Fig. 4. Shape of first p.v.c. surround.

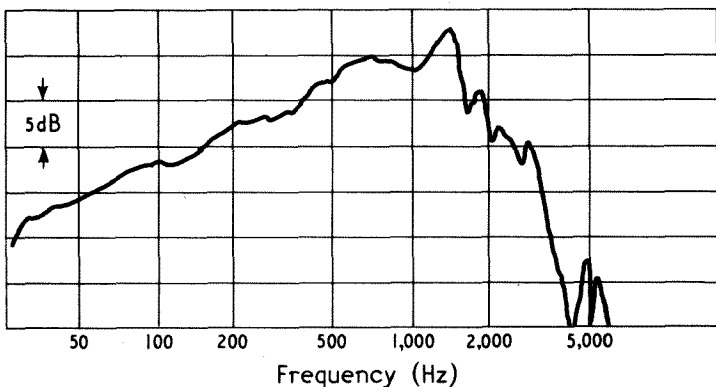
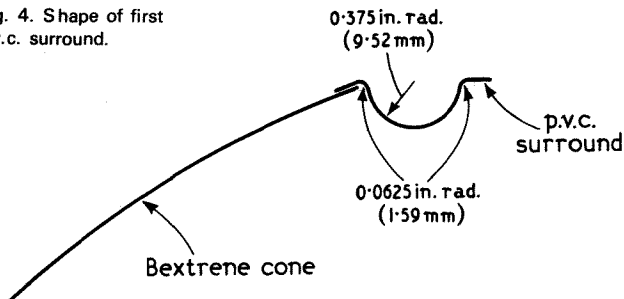


Fig. 5. Axial frequency characteristic of Bextrene cone from first mould, Fig. 1 (a), fitted with p.v.c. surround of shape shown in Fig. 4.

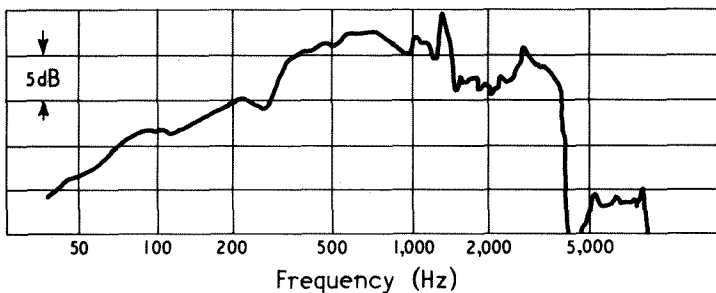
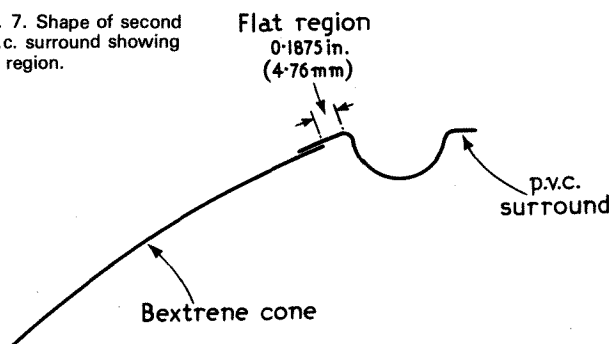


Fig. 6. Axial frequency characteristic of Bextrene cone from second mould, fitted with p.v.c. surround of shape shown in Fig. 4.

Fig. 7. Shape of second p.v.c. surround showing flat region.



The first surround tried was of plasticized p.v.c. 0.02 in. (0.5 mm) thick of the shape shown in Fig. 4, this profile being chosen to allow for fairly large excursions of the cone at low frequencies. The surround was substituted for the integral surround on the polystyrene cone previously used to obtain the curve in Fig. 3 and the resulting axial frequency characteristic is shown in Fig. 5. It will be seen that the curve is considerably smoother than that of Fig. 3 but that the high-frequency response is reduced, probably due to the surround damping out resonance modes; on the other hand, as would be expected, the bass range is extended to lower frequencies. The fact that the axial characteristic rises with frequency is largely due to the directivity increasing with frequency and the concentration of more of the sound energy on the axis. Experiments with a cone material of twice the thickness, i.e. 0.04 in. (1.0 mm), showed that it was possible to recover the high frequency response, but the response was more irregular and the sensitivity lower owing to the greater mass. Cones were then made with 0.02 in. (0.5 mm) material to the second shape mould, Fig. 1(b). As with the polythene material, the change in shape resulted in an increase in the high frequency response, as shown in Fig. 6. The dip in the curve at 250 Hz was thought to be partly due to a circumferential mode and this was checked by stroboscopic examination. Further evidence was obtained by making a cone with a small turnover at the edge; this had the effect of stiffening the cone edge, thereby increasing the Q and producing an increase in the depth of the dip.

The effects of small changes in the shape of the cone and in the diameter of the voice coil were investigated and it was found that neither of these two factors was critical.

A large number of experiments were then carried out, using surrounds of differing materials, thickness, and profile in an attempt to damp out the mode at 250 Hz. It was finally discovered that with a suitable surround material better damping could be obtained if, as shown in Fig. 7, a small flat region was left before the turnover of the surround commenced. This flat region has the effect of introducing a shunt arm, as indicated in Fig. 8, consisting of a resistance and compliance, in parallel with the mass, compliance and resistance of the surround proper. The axial characteristic with this surround, shown in Fig. 9, is appreciably smoother than that obtained from commercial 12 in. (305 mm) units, especially in the region above 500 Hz; the sensitivity is about the same as that of the 15 in. (380 mm) unit referred to earlier. The power-handling capacity and transient response were then tested. Mounted in a closed cabinet, the unit was able to take the full output of a 25-watt amplifier down to 70 Hz without obvious amplitude distortion when the waveform was observed on an oscilloscope. Chopped-tone transient response tests³ showed the unit to be free from serious resonances below 3 kHz.

Four units were then made to check the reproducibility of this form of construction; the axial frequency characteristics did not differ from one another by more than $\pm \frac{1}{2}$ dB from 75 Hz to 1,250 Hz and ± 1 dB from 30 Hz to 2 kHz. It was therefore decided to design a complete loudspeaker employing a unit of this type for the low frequencies and to carry out listening tests.

The cost of materials for the cone and surround is only a few shillings, while the cost of production of these parts is only a small fraction of that of the magnet system. The price of the complete low-frequency unit should be no greater than that of corresponding commercial products.

TESTS

LS5/1A (studio-type loudspeaker).—The 15 in. (380 mm) unit in an LS5/1A loudspeaker was replaced directly by the new 12 in. (305 mm) unit. A slight excess of output in the middle frequencies was corrected by means of a resistor which was originally designed to be adjustable for this purpose. A small dip in the axial response at 1,750 Hz was traced to the effect of the 7 in. (178 mm) wide slot in front of the unit.

LS3/1A (outside-broadcast loudspeaker).—When the 15 in. (380 mm) unit in an LS3/1A loudspeaker was replaced by the new 12 in. (305 mm) unit, the response in the region 400 Hz to 800 Hz was found to be somewhat excessive as with the LS5/1A cabinet. To overcome this, it was found necessary to change the values of several components in the crossover network.

The two loudspeakers described were given listening tests in a listening room at the B.B.C. Research Department using recordings of

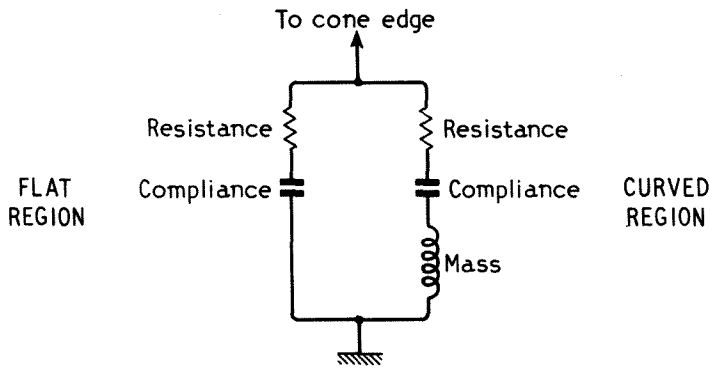


Fig. 8. Mechanical circuit diagram of surround.

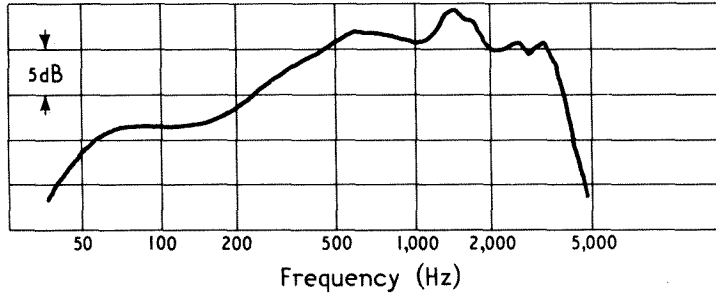


Fig. 9. Axial frequency characteristic of Bextrene cone fitted with p.v.c. surround of the type shown in Fig. 7.

speech from dead surroundings and recorded orchestral items. They were judged to be significantly superior to their LS5/1A and LS3/1A counterparts and were therefore offered for an extended field trial. Reports have been very favourable and in particular comments have been made regarding the freedom from colouration of the bass response compared with the corresponding loudspeakers employing the 15 in. (380 mm) unit.

(Next month: bass equalization and the cabinet).

REFERENCES

1. "The design of a low-frequency unit for monitoring loudspeakers" by H. D. Harwood. B.B.C. Engineering Division Monograph, No. 68, July 1967.
2. "Speaker Design" by J. Q. Tiedje. *Radio Engineering*, N.Y., 16, No. 1, p. 11, 1936.
3. "A Survey of Performance Criteria and Design Considerations for High Quality Monitoring Loudspeakers" by D. E. L. Shorter. *Proc. I.E.E.*, 105, Pt. B, No. 24, Nov. 1958, pp. 607-625.

We understand that KEF Electronics Ltd., who have made B.B.C. monitoring speakers under licence for several years, are arranging to manufacture the new model when field trials are completed and various technical details have been settled. The company say that production of earlier models will also continue.—Ed.

Books Received

Principles of Television Reception by W. Wharton and D. Howorth. A step-by-step tour through a television set in which basic principles are expanded into block diagrams and these into circuit diagrams that are discussed in detail. After dealing with black and white, colour television is then discussed in its various forms (N.T.S.C., PAL, SECAM). This book should be of value to anyone with some knowledge of electronics who wishes to know some more about this particular branch. Pp. 296. Price 40s. Sir Isaac Pitman & Sons Ltd., Pitman House, Parker Street, London, W.C.2.

Measuring Hi-Fi Amplifiers by M. Horowitz. Explains the basic principles of high-fidelity amplification and the meanings behind manufacturers' data. A comparison of the various instruments available for measuring performance is made and test set-ups for determining various circuit parameters are described. Pp. 159. Price 25s. W. Foulsham & Co. Ltd., Slough, Bucks.


Rapid Servicing of Transistor Equipment by Gordon J. King. Intended for service technicians, students and amateurs, this book provides a guide to the servicing of domestic equipment employing transistors. Initial chapters include theoretical and practical discussions on transistors, how they are biased, operating characteristics and circuitry, signal conditions and testing. The rest of the book is devoted to practical advice on servicing and includes both electrical and mechanical information. Pp. 151. Price 30s. George Newnes Ltd., Tower House, Southampton Street, London, W.C.2.

Mathematics for Electrical Circuit Analysis by D. P. Howson. This book has been written as an introduction to the mathematics required for circuit analysis. Although not complete the material given is thought to be sufficient to cover the needs of second and third year undergraduates taking a light current electrical engineering course. Determinants, matrices and topology to assist in the evaluation of multimesh circuits and the solution of basic differential equations for linear circuits are discussed. Fourier series, Fourier integrals and Laplace transforms are also dealt with. Pp. 170. Price 17s 6d. Pergamon Press, Headington Hill Hall, Oxford.

Sound and Vision by P. E. M. Sharp. This Design Centre Publication is intended for the uninitiated who are about to purchase a radio or television receiver or a high-fidelity system and wish to know something about the subject and what is available. The book commences with a description of the technicalities of radio, television and sound and then proceeds to discuss turntables, pick-ups, pre-amplifiers, amplifiers, tuners, loudspeakers, tape recorders and accessories. Following this radio receivers, radiogramophones and television receivers are discussed. During the course of the descriptions, equipment from a large number of manufacturers is introduced. This, however, is not exhaustive. Pp. 64. Price 7s 6d. MacDonald and Co. (Publishers) Ltd., Gulf House, 2 Portman Street, London, W.1.

Semiconductors—Vol. II. Linear Circuits by E. J. Cassagnol. This book, from the Philips Technical Library, is divided into two sections. The first deals with the methods of studying linear circuits and discusses the properties of the semiconductors employed in this application. The second section concerns itself in detail with the practical use of linear circuits employing semiconductors. Separate chapters discuss the i.f. amplifier, the video amplifier, the h.f. amplifier, the power amplifier and the d.c. amplifier. The feedback problem is dealt with and a section is included containing a number of practical exercises. Pp. 337. Price 104s. Macmillan & Co. Ltd., Little Essex Street, London, W.C.2.

Understanding u.h.f. Equipment by John D. Lenk. The first chapter contains answers to a series of questions that, in the author's opinion, is most often asked of instructors in the u.h.f. field. Other chapters contain information on specific items of u.h.f. equipment, circuits and components, the emphasis being placed on fundamentals and basic features. In addition comparisons between this equipment and equipment for lower frequencies is made. In the last chapter test equipment and various techniques that are unique to the u.h.f. and microwave field are described and illustrated. Pp. 144. Price 25s. W. Foulsham & Co. Ltd., Slough, Bucks.



This illustration originally appeared in an article by Arthur Mee on the future of "the pleasure telephone" in the *Strand Magazine* in 1898 and is reproduced in Leslie Bailey's "B.B.C. Scrapbooks, Vol. 1, 1896-1914" published by Allen & Unwin, price 40s. In the course of his article Arthur Mee prophetically stated "Patti and Paderewski may yet entertain us in our own drawing-rooms, and the luxuries of princes may be at the command of us all. Who knows but that in time we may sit in our armchairs listening of Her Majesty's Ministers".

Towards Large-Scale Integration

Design and manufacturing techniques in the U.K.

Digital integrated circuits now commercially available include packages which are one stage higher in functional complexity than the first i.cs to appear—complete sub-systems rather than individual logic elements.

A COMPLETE arithmetic unit of a computer on a single chip of silicon a few millimetres square is one of the projects under way at Marconi's, with whom Elliott-Automation Microelectronics Ltd. are now associated*. Performing addition, subtraction, shifting and other operations on 4-bit binary numbers, the unit will consist of 226 inter-connected field-effect devices formed by the m.o.s. (metal-oxide-silicon) integrated-circuit technology on a chip of silicon measuring approximately 3mm x 2.5mm. Some of the field-effect devices will operate as transistors and the remainder as resistors. At the time of going to press the project has reached the stage where a prototype arithmetic unit (using smaller integrated circuits) has been built and proved and the masks for making the m.o.s. chip have been designed.

* See note on D.G. Smee in "Personalities", January 1968 issue, p. 640. This new British organization has a total investment of £5.6M in microelectronics and employs about 800 people.

This example of a digital sub-system on a single chip is what might reasonably be called "m.s.i."—medium-scale integration, a step on the way to large-scale integration. As yet there is no fixed definition of l.s.i. Some authorities consider it as anything above 1,000 devices (for example m.o.s.ts) on a single chip. Others say that the actual number of devices is not as important a criterion as the functional complexity—the two are not necessarily in proportion—and that you cannot attach a numerical value to it. Yet others apply the description l.s.i. to a hybrid assembly of relatively simple integrated circuits mounted on a film circuit. It all seems to depend on what people mean by "integration".



For the present it is perhaps reasonable to think of the more complex i.c. packages now commercially available—containing the equivalent of, say, fifty to several hundred discrete components—as a stage in our progress towards l.s.i. For example, there is the SGS-Fairchild *Cu* L9989 binary counter, comprising four cascaded flip-flops, which has 32 bipolar transistors and 23 resistors and is presented in a 14-pin dual in-line package. Slightly larger is a Marconi 8-bit static register (using one flip-flop for each bit) which is formed by 88 m.o.s. field-effect devices and is encapsulated in a 40-lead flat-pack. Considerably larger is the



MEM5014 10-bit analogue-to-digital (and digital-to-analogue) converter supplied in a 40-lead package by General Instrument (U.K.), which contains 360 m.o.s. field-effect devices.

It can be seen that such products are really digital sub-systems—one step up in functional complexity from the gates and bistables that were the first elements to appear in integrated circuit form. As with the simpler i.cs, the main benefits to be gained from m.s.i. are greater economy and reliability in the manufacture of electronic equipment. The size reduction is generally an incidental, but may be a positive end in some applications.


While the smaller integrated circuits are being manufactured predominantly in bipolar form, with increasing complexity of circuit the m.o.s. field-effect technology becomes more and more attractive and may eventually be the natural choice for m.s.i. and l.s.i. The two main advantages of m.o.s. over bipolar are: (1) no isolation is needed between adjacent active devices (to prevent the formation of spurious transistors), so that the device packing density on a semiconductor chip can be greater; and (2) manufacturing is simpler, in that fewer masks are required (e.g. four as against eight) and there are fewer handling operations and high temperature processes. Among

How far we have come in 20 years. On the left is the first transistor, germanium point-contact, invented at Bell Telephone Laboratories, U.S.A., and patented in 1948. On the right a Marconi integrated circuit (24-bit dynamic shift register) carrying 150 field-effect devices on a chip of silicon 1.5 mm square.





An 8-bit static register in m.o.s. integrated-circuit form, showing (left) the semiconductor chip and (right) two of the registers mounted in a flat pack.



(Left) Using a coordinatograph to produce a mask for an m.o.s. integrated circuit.

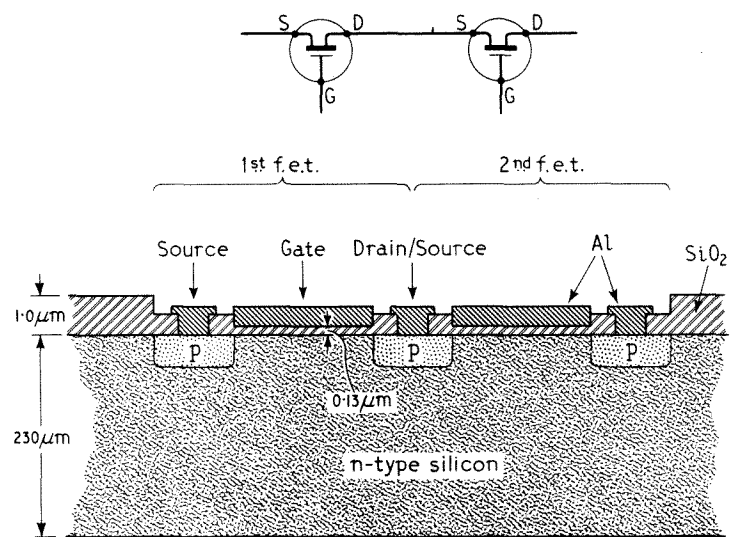


Fig. 1. Basic structure of a field-effect device in an m.o.s. integrated circuit (not to scale), showing how two of the devices can be easily connected in series by making one p-type region common to both.

the incidental advantages of using m.o.s. field-effect devices is the fact that the gate electrode—oxide insulation—semiconductor structure (see Fig 1) can be used as a capacitance for temporary storage of binary states. Furthermore, not only is isolation between adjacent devices unnecessary but adjacent devices can be economically connected in series (as may be required for a multiple-input gate) by making the drain of one m.o.s.t. serve also as the source of the next m.o.s.t., as shown in Fig. 1. This is possible, of course, because the f.e.t. is electrically a symmetrical device and it doesn't matter which of the two terminal regions in the semiconductor channel is used as the source and which is used as the drain.

Two major problems in making and using the m.o.s. technique are: (a) the manufacturing difficulty of achieving uniformity of threshold voltage (the V_{GS} at which I_D is at a specified low value) in the production of a given i.c.; and (b) the susceptibility of the thin layer of gate-insulation oxide to breakdown by spurious voltage pulses. Marconi say that problem (a) has now been largely overcome. Problem (b) is mitigated in some i.c.s by building in special protection diodes or, in others, by forming a thick layer of oxide over the gate contact.

The accompanying photographs show some of the manufacturing processes used by the Marconi and Elliott organizations in the production of m.s.i. circuits—which are little different from those used in the production of smaller integrated circuits. With the m.o.s. technology the first stage is to grow a $1\mu\text{m}$ layer of silicon oxide (precise chemical name, silicon dioxide— SiO_2) on the slices of n-type silicon, which are approximately $230\mu\text{m}$ thick. This is done by passing oxygen over the slices while they are being heated to $1,200^\circ\text{C}$ in an electric furnace.


To obtain the type of structure shown in Fig. 1 it is necessary selectively to etch away areas of the oxide coating, diffuse an impurity (boron) into exposed parts of the n-type silicon to form the p-type source and drain, and, finally, evaporate areas of metal film on to the upper surface to form the source, gate and drain contacts and the interconnections between devices. The selective etching is done by a photo-lithographic process. A photo-resist lacquer is applied to the oxide surface, and when this is dry it is exposed through an optical mask to ultra-violet radiation. Where the u.v. passes through the transparent spaces in the mask the photo-resist is hardened—these are the areas *not* to

be etched. Where the u.v. is stopped by the opaque parts of the mask the photo-resist remains in its original soft state—and these are the areas that *are* to be etched. Thus, when the coated slice is immersed in a liquid developer, the soft, unexposed areas are etched and the remainder are left unaffected.

As can be seen from Fig. 1, in some places the oxide is etched away completely to form “windows” through to the silicon, whereas in other places the oxide layer is simply reduced in thickness. This is achieved partly by etching down to different levels, applying the process described above each time, and partly by forming fresh SiO_2 on the silicon exposed by etching. After the necessary “windows” have been etched through to the n-type silicon, the p-type drain and source are introduced by diffusing boron into the surface of the silicon through these “windows”. For this purpose the slices are placed in a furnace and a carrier gas containing the boron is passed over them. Finally, the metal contacts, and some of the interconnections, are applied by evaporating a film of aluminium over the entire i.c. and then using the photo-lithography process to etch away the unwanted areas.

Other interconnections between the field-effect devices are provided by “cross-

London Physics Exhibition



Diffusion furnaces in laboratories at Glenrothes, Scotland.



Bonding machine used for making connections to the mounted semiconductor chips.

Testing completed integrated circuits with probes.



unders" formed within the main body of the silicon and passing beneath the devices. These are channels of high conductivity made by diffusing an impurity into selected parts of the n-type material.

The mask patterns are, of course, designed from the required electronic circuit. Each mask starts in the form of a pattern drawn on paper about 300 times the actual i.c. size. This is then cut into a Mylar sheet, using a co-ordinatograph to transfer co-ordinates of key points from the drawing. From this the final mask is formed, by photo-reduction and photo-lithographic techniques, as a pattern of chromium metal film on a thin glass substrate. Photographic emulsion masks are also used, but the etched chromium film has been found to give better definition.

The manufacturing method outlined above is an example of what is called the "hundred per cent yield" approach. This means that for economical production every device on a chip should be functioning correctly, so that all the chips in a manufactured batch can be used. In practice this ideal is not attained. If only one device on a chip fails to work the whole chip—a complete sub-system—must be scrapped. Of course, the more complex the i.c. the greater the amount of material and processing work that has to be thrown away because of a single device failure. One attempt to combat this problem, called the "discretionary wiring" approach, recognizes at the outset that some non-functioning devices are bound to emerge from the manufacturing processes. A large number of simple circuits—many more than are needed—are produced on a semiconductor wafer, which is then tested. On the basis of the test results, patterns of interconnections are designed which will include only those simple circuits shown to be functioning correctly. Another manufacturing approach is to limit the functional complexity of individual chips but assemble a number of them together to make a hybrid l.s.i. circuit.

FOR the first time foreign concerns are being allowed to participate in the annual Physics Exhibition which opens in the Great Hall of Alexandra Palace, London, N.2, on March 11th for four days. There will be six overseas companies among the 147 exhibitors—two each from the U.S.A. and the Netherlands and one each from Germany and Denmark.

The exhibition, organized by the Institute of Physics & Physical Society, is again of instruments and apparatus mainly at the stages of research or development, rather than commercially available. It will be open each day at 10.00 and will close at 18.00 except on the 13th when it will remain open until 19.30. On the opening day admission prior to 13.00 will be limited to members of the Institute & Society and specially invited guests. Tickets are available free from exhibitors or from the Exhibitions Officer, I.P. & P.S., 47 Belgrave Sq., London, W.1. Applicants are asked to send a stamped addressed envelope ($3\frac{1}{2} \times 5$ in.).

The Exhibition Handbook (which is more than a catalogue of the exhibits; it is a valuable reference book on scientific instruments and apparatus) can be obtained from the I.P. & P.S. for 10s, including postage.

As is usual lectures have been arranged for three afternoons at 15.30. The exhibition organizing committee negotiated with the Soviet Academy of Sciences for a Russian lecturer to speak on the Soviet Space Programme and in particular the successful landing of a probe on Venus. Unfortunately, this was not able to be arranged and therefore Professor R. C. Jennison, of the Department of Physical Electronics, Kent University, will lecture on "The detection of micro-meteorites in space" on the opening day. On the 12th Professor R. L. F. Boyd, of the Department of Physics, University College, London, will lecture on astronomy in space and on the 13th G. E. Perry will talk on "A school satellite tracking station as an aid to the teaching of physics". It may be recalled that Mr. Perry described in *Wireless World* of March last year the Kettering Grammar Schools' activities in tracking Soviet satellites. The lecture will be illustrated with tape recordings made at the station.

At 11.30 each day, except on the 11th, there will be a programme of films in the Alexandra Room. On the 12th will be a 1½-hour educational programme including a film on positron-electron annihilation. General interest films, including one on NINA the 4GeV electron synchrotron at Daresbury, will be shown on the 13th, and on the 14th the programme comprises five new Mullard films on semiconductors.

“Doctoring” Recorded Sound

Some Techniques Employed in Recording Studios

During the past decade the equipment found in recording studios has increased in both quantity and complexity. The most obvious cause is the advent of stereophonic techniques, but there are other facets of the recording operation which may not be so familiar, and some of these are described here.

Most early stereophonic recordings were on 2-track $\frac{1}{4}$ -inch tape. This is still popular in orthodox work where there are no subsequent operations on the signal. The technique involves the use of two microphones, either laterally spaced or mounted one above the other with their major axes at 90° . It was soon found that while this approach gave excellent results on symphonic and chamber music, it was not really suited to light or popular music, where separate close “miking” of instruments or sections of the orchestra was already established for mono work. If on stereophonic recording sessions a multi-microphone arrangement was used, with some microphones disposed to the left and some to the right, the natural spread of stereo was lost. In fact, the recording was not stereo at all, but a mixture of two mono tracks having no sonic relation to each other. To overcome this “hole in the middle” defect, artificial placing of individual microphone outputs was introduced. This is accomplished by feeding varying percentages of the output of a given microphone channel to the two recording tracks: when the division is 50:50 the sound image appears central between the two loudspeakers. In order to avoid loss of separation between the two tracks, this splitting of a given channel has to be done by separate amplifiers. These became known as cross feed or “pan” amplifiers. This was the beginning of the end for the straightforward simple mixer, for if microphone No 1 was (electronically) positioned midway between left and centre, and echo was added to microphone No. 1, where should the echo go?

Of the two orthodox stereo microphone techniques, the spaced system was more popular in U.S.A., while the 90° pair was favoured in Europe. With the spaced system, difficulty was sometimes found in getting a good centre image, so the Americans decided to fix it firmly in place by putting a third microphone in the middle and giving that microphone a separate track on the tape. For reasons of signal/noise ratio, the tape was enlarged to $\frac{1}{2}$ in. to carry the three tracks. It was not long before the “pop” people saw in the 3-track machine a means of obtaining additional flexibility, as the soloist could be placed alone on the third track and fine adjustments could be made on the subsequent reduction from 3- to 2-track or mono. Nowadays, 4-track working on $\frac{1}{2}$ in. or 1 in. tape is gaining popularity, while some small studios accommodate large numbers of musicians by recording successively on tracks 1-4, or even up to 8 tracks in some cases.

Such multiple work inevitably worsens the overall signal/noise ratio, while in the classical field the noise levels of microphones, amplifiers etc. have dropped below that of the tape itself. An ingenious method of overcoming this, patented and marketed by Elektromess-technik (Studer), is known as the “NoisEx” system. Briefly, the dynamic range of the signal going on to the tape is compressed so as to utilize the optimum recording level for signal/noise ratio. On playback, the output from the tape machine is fed into an expander unit whose characteristics are a mirror image of those of the compressor. It is claimed that the distortions previously inherent in such a system have been overcome so that it is impossible to detect that the units are operating.

The limiter has come in for a lot of criticism (as has also the compressor), mainly because of unpleasant effects produced by its misuse. A limiter may be used to prevent overloading of the tape or

disc, such as may occur with “pop” singers given to sudden violent shouts, or when recording a public performance or outdoor event where there may be unexpected jumps in level. Alternatively, it may be used as a “ducking” limiter. Some producers of “pop” records want everything (e.g. backing instruments, backing voices, solo voices) “up at the front”. This can be accomplished by using a limiter in the “backing” channel with means for controlling it from a separate “solo voice” sound channel. With no solo voice, the backing is set to record at full level. When the solo voice comes in, it feeds directly to the tape and also to the limiter control circuit. As a result the backing is automatically attenuated below the voice level by a predetermined amount, but the solo voice is not injected into the backing channel at this point. There may, of course, be an additional limiter in the solo voice channel, as mentioned above.

Most modern studio mixers incorporate variable bass and top controls in each channel prior to mixing. These often take the form of the well known Baxandall circuit*. Provision is made for the insertion of more complex filter and equalizer units (generally known as “cookers”) into any channel between the output of the microphone amplifier and the mixing control. Apart from “step” circuits and high- or low-pass filters, provision is often made for holes, or peaks, of varying width, depth (or height) and frequency.

When additional reverberation (or echo) was first introduced it was provided by feeding a portion of the signal into a loudspeaker placed in an empty, hard-walled, room where a microphone picked up the resultant sound and fed it back to the mixer. Cellars and other small rooms were used for this, but the method required a lot of space. A highly satisfactory artificial means is the echo plate—a sheet of tinned steel which is excited acoustically and which yields the closest approach to the random decay pattern of the ideal echo chamber. In addition, the period of reverberation may be altered by proximity dampers, motor driven and controlled from the mixing desk.

The disc record is still the eventual form of most work done in the studio. The moving-iron cutter head, apart from the B.B.C. design, has largely been displaced by the moving-coil type. A notable advance was made by Fonofilm Industri (Ortofon) when they built a moving-coil head with a second winding delivering 40 dB of feedback voltage derived directly from the motion of the cutter (as opposed to flux linkage from the drive coil). It is not at all difficult to achieve a signal/noise ratio of 60 dB on a disc, which is beyond the capability of most tape systems (but see “NoisEx” above); in fact, a saying frequently heard in disc cutting rooms is: “I can put it on: can you get it off?” Only a few very expensive pickups can reproduce the highest cuttable level without severe distortion. Trouble usually begins with the high accelerations produced by the top lift of the recording characteristic, aggravated by close microphone positions and/or cymbal clashes, etc. Some of these extremely high levels can damage a stereo cutting head, although not usually a mono head. This is because in most mono heads the coil movement is pivotal, while the coils in a stereo head are displaced en masse, thereby consuming more current.

The answer here is a form of occasional and selective top cut, preferably inaudible in action. One unit which meets these demands is the Ortofon “dynamic filter”. In this the signal is fed to a frequency weighting network, the output of which is rectified and fed to the primary of a transformer. The permeability of the transformer core is affected by the d.c. field produced by the primary, and this, in turn, varies the inductance of the secondary winding. The secondary is connected in a passive low-pass filter network, the response of which varies with the inductance. The limiter is set to operate at a predetermined point (e.g. the overload point of the cutterhead) and any excessive top levels are reduced to the safe level, the remainder of the programme being passed through “flat”. An extension of this principle is used in the Fairchild “Dynalizer” unit and the R.C.A. “Dynagroove” process, in which our old friends the Fletcher-Munson curves play a prominent part.

It is perhaps worth emphasizing that the various techniques described above do not render the engineer superfluous: on the contrary, the opportunities for mis-use are greater than ever and all the skill of the engineer is needed to prevent a diabolical mess.—D.W.S.

* “Negative Feedback Tone Control” by P. J. Baxandall *Wireless World*, October 1952, pp 402-405

Electronics in Concorde

U.K. Contribution to the Navigation, Communication, Flight Control and Other Electronic Systems

AIRCRAFT less modern than the *Concorde* can be considered to be divided into a large number of clearly defined sub-systems, in which computations of drift, track, attitude, airspeed and the like are carried out many times over to differing degrees of accuracy. The penalty for this approach is felt in terms of weight and cost, although, from the servicing point of view, there is the advantage that each equipment is virtually self-contained. In *Concorde* all major computations are carried out centrally, the results being electrically signalled to the various systems, and no really clear demarcation line exists between the different equipments.

Concorde is described as a low-wing monoplane with a slender delta wing planform. The airframe is largely constructed from a high temperature aluminium alloy although localized use is made of steel and titanium alloys at isolated "hot spots". Incidentally the nose cone reaches a temperature of 153°C and the main bulk of the fuselage 117°C

during supersonic flight. Highly stressed mechanical components in the structure have been milled from solid blocks of alloy using numerically controlled machine tools. *Concorde* has a wing-span of 83ft 10in., a length of 184ft 6in. and the height to the top of the fin is 38ft. The maximum cruising speed depends on ambient temperature and has a limit of mach 2.2 at around 55,000ft. All-up weight is 326,000lb.

DESIGN APPROACH

Aircraft system designers of today are, in the main, presented with four possible approaches—simplex, duplex, duplicate monitored and triplex. Each method has its advantages and disadvantages in terms of safety (including reliability), weight and cost. The simplex approach consists of having only one set of equipment. Any failure results in either the equipment ceasing to function or in an erroneous output. It is up to the crew to


correct the effect on the aircraft of the faulty information and to take over manually from the failed equipment. Two complete sets of equipment, operating in unison, are used in a duplex system. A failure in either set will result in conflicting outputs, causing, by means of a comparator, both equipments to switch off before the incorrect output has any effect on the aircraft. It is once again left to the crew to take over the function of the failed equipment. In the duplicate monitored system two sets of equipment are again employed but a series of monitors and comparators is fitted to each set. Although both equipments are operating continuously, at any given time only one has any authority over the aircraft. Should a fault occur in a particular channel this is detected by the monitor/comparator complex and results in the serviceable equipment being given authority. In the event of the second channel failing as well it is automatically switched cut before any effect is felt on the aircraft. Such a system is said to be "fail-operative" and "fail-soft". The triplex system employs three sets of equipments operating on a majority vote basis: a different answer from one equipment results in its being switched out. From then on the system operates as described for the duplex method. It must be stated that the above is a gross oversimplification, considerable differences arising in equipments from the various manufacturers.

The main contractors in the *Concorde* project, British Aircraft Corporation and the French company Sud-Aviation, decided to employ the duplicate monitored principle for the majority of *Concorde's* control systems. Using this technique results in the aircraft carrying about two-and-a-half times more equipment than a simplex equipped aircraft.

NAVIGATION

The degree of automation of the navigational equipment is such that *Concorde* does not carry a navigator, this function being performed by the pilots. Because of the long periods of acceleration and deceleration and other factors peculiar to this type of aircraft, conventional vertical gyroscopes are unsuitable as a basis for flight control and driving of instrument displays. Inertial platforms coupled to digital computers are therefore used as the central navigational element. An inertial platform can best be

Not really an electrician's nightmare but the flight deck wiring of *Concorde* prototype 002 being built at B.A.C.'s Filton Division. A large proportion of the cables have been supplied by British Insulated Callenders Cables Ltd.




described as a platform with three degrees of spatial freedom gyroscopically stabilized relative to space but tied to the earth (as will be explained). Such a platform is said to be operating in a Schuler tuned mode. Schuler stated that a pendulum with a length equal to one earth's radius suspended with its mass at the exact centre of the earth could not be set into motion by accelerating one end. An inertial platform is stabilized relative to space using three extremely accurate, low drift, flotation gyroscopes. Digital computers calculate the corrections that have to be applied to the platform to modify the space stabilization in such a way as to keep the Z axis (vertical) pointing directly at the earth's centre and the X and Y axes pointing east /west and north /south respectively. The correction terms applied to the platform are complex and must take into account the aircraft's position over the earth's surface, the relative movements of the earth and the aircraft, the earth's curvature, centripetal force etc. The platform operating in this mode can be considered to be similar to Schuler's imaginary pendulum and is therefore unaffected by acceleration and deceleration forces.

Because the platform is stabilized in this way any movement of the aircraft is relative to the platform; this is detected by sensors and the resulting electrical signals are a measure of the aircraft's attitude relative to the earth's surface.


Newton's laws of motion are exploited in an inertial platform by fitting three accelerometers with electrical sensors to it. These accelerometers are orthogonally mounted (one in each axis) and their outputs can be integrated to give velocity and integrated again to provide distance flown in a given direction. From the foregoing it can be seen that an inertial platform provides a great deal of the information that is vital to navigation.

The prototype *Concordes* will carry two inertial platforms, although it is thought that three may be fitted to the first production aircraft. The navigation system to be described here is as used in the prototypes and has been developed by a consortium formed by Ferranti (U.K.) and SAGEM of France. The navigation system provides the pilot with the following information: the position of the aircraft in terms of latitude and longitude; the position of the aircraft relative to the desired route (this route is decided upon before take-off and can be modified at any time by the crew); and the estimated time of arrival at a number of reference points along this route.

The major components in the navigation system are the two previously discussed inertial platforms with associated digital computing facilities, an automatic chart display and control panel. The automatic chart display has been entirely developed by Ferranti and provides an interface allowing two-way man/machine communication. It contains a 35 mm colour film 30 feet long that can store charts covering an area 8,000 × 2,000 nautical miles at a scale of 1:2,000,000, plus two areas of 1,000 × 2,000 nautical miles at a scale of 1:500,000 for airport terminal areas. The charts are back projected on to a screen eight inches in diameter. If required, up to 100 data sheets (approach charts, tables of frequencies,



Inertial platform, control panel and associated equipment supplied by Ferranti for the prototype.



The automatic flight system control panel fitted to pre-production aircraft. The prototype aircraft are being equipped with a more conventional selector switch type of control panel.


procedures, check lists, etc.) can be displayed on this screen. The present aircraft position is superimposed on the projected chart and can be in the centre of the screen or near the bottom to give a greater view ahead. The pilot can select either track or north orientation; with track orientation selected the aircraft's track always points to the top of the screen and as the aircraft turns the chart rotates. When north orientation is selected north always appears uppermost; in this case, as the aircraft turns the display's track pointer rotates.

Typically, in terminal areas, the chart will be north orientated, with the present position indicated centrally; in en route areas track orientation would be used with the present position marker offset. In the event of it being necessary to change the flight plan while airborne, because of weather conditions or some other factor, the chart is driven to bring the new destination to the centre of the screen using a joy-stick control, a button is pressed and the co-ordinates of the new destination will have been entered in the computer. The position outputs of both inertial navigators can be displayed simultaneously and in the event of a discrepancy the erring system can be corrected. V.O.R./D.M.E. (V.h.f. Omni-directional

Range/Distance Measuring Equipment) outputs also may be superimposed on the display face, among other things enabling the internal navigation equipments to be checked against them. The navigation computers also provide outputs for the automatic pilot to enable the aircraft to automatically fly along the predetermined flight path or along the flight path as modified by the pilot's manipulation of the automatic chart display. The inertial platforms, via servo-repeater systems, provide outputs of heading, attitude, velocity and vertical acceleration for use by other equipments in the aircraft. The charts for the display are being produced by International Aeradio Ltd. and some are sixteen feet long and twenty inches wide. A big problem is going to be keeping them up to date with changing air traffic control requirements.

RADIO AND RADAR AIDS

In the Marconi doppler radar system used in *Concorde* four beams are employed with a time sharing technique. The doppler shift of each beam is measured by comparing it with a sample of the transmitted signal and the aerial is servo driven in both vertical and



The prototype flight deck mockup. The Ferranti automatic chart display can be seen in the lower left of the centre instrument panel next to the weather radar. Just below these, on the control console, is the automatic flight control panel, and just above the windscreen is the combined automatic stabilizer/artificial feel control panel. The large instrument containing a white semicircle in the centre of the side panels is the flight director.

horizontal planes until all four beams are experiencing the same amount of doppler shift. In this way the aerial is aligned with the velocity vector of the aircraft. Ground speed is obtained by measuring the amount of doppler shift, and the drift angle is obtained by comparing the fore and aft axis of the aerial with that of the aircraft. A major difficulty with a pure c.w. doppler system is caused by cross-coupling between the transmitting and receiving sections of the aerial array. Mechanical vibration also causes spurious modulation of the transmitted signal, making discrimination between this unwanted modulation and the doppler signal a difficult task. Frequency modulation is used in the *Concorde*, enabling the receiver to be made insensitive to cross-coupling and near echoes from the radome and airframe. Because the signal path from the transmitter aerial to the receiver aerial is very short the phase of the modulation on the cross-coupled signal will be practically identical to that of the transmitted signal. By mixing a sample of the transmitter signal with the received signal the receiver output can be made zero. Returns from the ground will reach the receiver after some delay, with a consequent phase difference relative to the transmitted signal. The product of mixing these signals will result in a spectrum centred on zero and sidebands on either side with a spacing equal to the modulation frequency, all sidebands being subjected to doppler shift.

The sideband power falls to zero whenever the delay between transmitting and receiving the signal is equal to one cycle of the modulation frequency, these delays corresponding to critical altitudes. If a fan-shaped aerial beam is used, returns from the ground will be subjected to a wide range of different delays and the signal strength will

seldom fall below a working level. However, signals received at near critical altitudes will have their spectra distorted, giving a false centre frequency and inaccurate speed information. To overcome this effect the modulation frequency is swept at 8 Hz between 340 and 460 kHz, causing the positions of the critical altitudes to vary and the error to average out.

In use the control unit indicates the mileage flown along the required track and an associated counter indicates the miles flown across this track, away from the required course. This information is obtained from a computer that receives aircraft heading from the navigation system, adds it to the "doppler" drift to obtain aircraft track and compares this with the required track to arrive at a track error signal. This signal together with "doppler" ground speed is fed into a mechanical ball resolver which provides outputs in terms of distance flown along and across the desired track. A signal proportional to the position of the across-track counter is available for feeding to the automatic flight control system or the navigation system if required.

The d.m.e. interrogator continuously measures the slant range distance between the aircraft and a selected ground beacon within a range of 197 nautical miles. This information is combined with aircraft heading to accurately fix the aircraft's position. The interrogator operates in conjunction with VORTAC (V.h.f. Omni-directional Range TACTical) and TACAN (TACTical Air Navigation) ground stations. Once the desired frequency has been set up on the v.h.f./navigation controller, pairs of interrogating pulses are automatically transmitted to the assigned radio beacon. The ground station, on receiving the pulse pair, replies

with a return pulse pair which is in turn received by the aircraft. By measuring the time elapsing between transmitting and receiving a reply, the aircraft equipment can compute the distance of the beacon. Should the signal be lost the equipment will continue to function in a memory mode for ten seconds, after which the interrogator initiates a "search" procedure. The transmitter provides a pulse of 1.24 kW and operates in 1 MHz steps between 1025 and 1150 MHz, and the receiver has 252 channels between 962 to 1213 MHz; the 6 dB bandwidth is 340 kHz. This equipment is being manufactured under licence from the Radio Corporation of America by Marconi's.

The weather radar for *Concorde*, manufactured by Ekco Electronics Ltd., will be used to detect stormy weather conditions in the aircraft's flight path. When such conditions are detected a new course is decided upon, the details of which are read into the navigation system via the automatic chart display. If the aircraft is being flown by automatic pilot, the navigation system will supply the automatic pilot with this information and the storm will be safely bypassed. This radar operates in the X-band at 9345 MHz; the transmitted pulse length is 6 μ s (65 kW peak) and the repetition frequency is 200 Hz; the range is 360 nautical miles (pre-production aircraft only). Each channel of the dual system carries its own transmitter-receiver, indicator and aerial stabilization system although there is a common waveguide run from the waveguide switch to the aerial.

The weather radar is one of the large number of instruments in the cockpit that can command only a small portion of the pilots' attention. When negotiating a storm this presents no problem as it becomes a prime instrument and is continuously monitored. In flight phases where the crew work load is high and weather problems are not expected, the weather radar would tend to become neglected. To overcome this problem the weather radar is arranged to continuously scan a 20 degree sector 200 miles in front of the aircraft irrespective of the setting of the indicator range scale. In the event of a target being spotted the pilot's attention is drawn to the weather radar by an "alert" indicator.

AUTOMATIC FLYING CONTROLS

After take-off *Concorde* will climb subsonically to some 40,000ft under the control of a flight director that computes the optimum climb-out path for existing conditions and air traffic control requirements. Preparation would then be made to accelerate to supersonic speed, continuing the climb until cruising altitude is reached. At supersonic speeds the aerodynamic centre of pressure moves back along the airframe, causing the aircraft to adopt a nose down attitude. To help compensate for this a computed amount of fuel is transferred from the main tanks to a rear trim tank. However, the amount of nose down tendency is a function of mach number, which is not a constant, so, clearly, a further correction is required. This could be left to the automatic pilot but

this is inadvisable for two reasons; first, the autopilot would be called upon to make a "useless" constant correction, and secondly, in the event of the automatic pilot failing the amount of correction applied would suddenly be removed, resulting in a violent change in pitch attitude. To overcome this difficulty a system has been developed known as electric trim that has three functions: it allows the pilots to electrically signal pitch trim changes; it alters trim as a function of mach number; and it relieves any pressure on the automatic pilot by sensing any constant trim being applied in pitch and correcting for it.

Aircraft tend to oscillate in all three axes by an amount determined by the aerodynamic design, air speed, altitude, etc., and it would be very tiring for the pilot, or unnecessary work for the automatic pilot, if these oscillations were allowed to go undamped. The automatic flight stabilization system employed to make these corrections uses a total of six rate gyroscopes actuating the flying controls via servo systems. A rate gyroscope is either electrically or mechanically spring restrained and has an output proportional to the rate, as opposed to the amount, of displacement. It will be realized that such a system will try to oppose any deliberate manoeuvres. However, the system has only limited authority and acts as an efficient damping mechanism.

The lateral and longitudinal control channels of the automatic pilots are completely separated and each automatic pilot is supplied with information from independent sources. A single control panel is employed for the automatic pilots, the automatic throttle systems and the flight director system. The required function is selected and a choice is made between automatic pilot and flight director. If the last-mentioned is chosen the pilot controls the aircraft in response to visual guidance information presented by the flight director. In the former case the function is carried out automatically. This would seem to imply that the functions available using the automatic pilot or the flight director system are identical. This is the case, with one exception which occurs when the automatic pilot is switched to "manual". Under these conditions the aircraft will maintain the attitude existing at the time of engagement, the attitude references being supplied by the inertial platforms. Other functions provided by the flight system in the longitudinal axis are: altitude hold, mach and airspeed hold, vertical speed hold and altitude capture. For the first three functions, if selected, the aircraft will hold each condition as it existed at the time of engagement. Altitude, mach and airspeed references are obtained from an air data computer. The altitude capture facility allows the pilot to preselect any required altitude; when the aircraft reaches this height the flight system reverts to the altitude hold mode. Automatic vertical navigation is also possible, and in this case the automatic pilot/flight director follows information provided by a vertical navigation computer.

In the lateral axis the manual and heading functions of the flight system are self-explanatory in the light of what has already been said. Lateral navigation may be selected and in this case the flight system responds to

information received from the navigational computer. The signals used are track error and rate of change of error with respect to the programme stored in the navigational computer.

A VOR/LOC mode is available that captures and holds a VOR or localizer beam, the capture angle being selected by the pilot.

The automatic pilot is capable of carrying out landings in Category 3a conditions (visibility insufficient to land manually but good enough to steer the aircraft on the runway). The autopilot will hold the aircraft on the localizer and glide path beams and will initiate the flare and land sequence as indicated by the radio altimeter. Should it be decided to abort the landing, pushing the throttle forward will put the flight system into the "go around" mode. This disengages the automatic throttle system and causes the take-off director computer and the flight director computer to provide guidance information that ensures that a safe overshoot path is followed.

The automatic throttle system controls engine r.p.m. so that the mach number or airspeed existing on engagement is maintained, or alternatively, the desired airspeed can be pre-selected. The system obtains reference airspeed and mach number from the air data computers and a longitudinal term from the inertial platforms.

The control panel for the automatic flight control system represents a departure from standard aeronautical techniques in that push-button selector switches have been employed for mode selection; this practice has been frowned upon in the past on the grounds of reliability. Integrated circuit protection logic has been designed to work in conjunction with the push-buttons that will lock out a faulty mode even if the associated selector button is jammed in the "on" position.


The automatic flight system described has been designed by a consortium including Société Française D'Équipement pour la Navigation Aérienne (S.F.E.N.A.) and the Navigation and Control Division of the Bendix Corporation of America headed by Elliott Brothers as prime contractors.


COMMUNICATIONS

Airborne selective calling units, known as Selcal, are used to relieve the crew of the continuous and tiresome task of aurally monitoring the radio communications channels. To this end each aircraft is given a four-letter code, each letter corresponding to one of twelve audio tones. This code is set in on the front of the Selcal unit using two pairs of knobs which select tuned reeds. The ground station transmits a two-pulse code signal, each pulse containing two audio frequency tones in the band 312.6 to 977.2 Hz. The aircraft receives these tones and applies them to the Selcal unit, where, after amplification they are applied to the tuned reeds. In the called aircraft all four reeds will vibrate and the appropriate warning will be given to the crew.

Collins Radio Company are supplying the h.f. transceivers. These are s.s.b. equipments for long range voice, c.w., data or compatible a.m. communications in the 2.0 to 29.999 MHz frequency range. Tuning is automatic in 1 kHz steps by means of an operator's remote control box, the operating frequency being displayed digitally. Nominal transmitter power is 400 watts p.e.p. in s.s.b. or 125 watts in compatible a.m. All injections to both the transmitter and receiver are phase locked to an internal frequency standard with a stability of 0.8 parts per million per month. Channel selection time is eight seconds. The receiver sensitivity on s.s.b. is 1

One of the prototype versions of the engine control computer undergoing final test at Ultra Electronics, Western Avenue factory, prior to delivery to Bristol Siddeley Engines.





High density precision tape recording head used in the *Concorde* prototype accident recording system being produced by Elliott Automation. The system records 300 parameters and is protected for crash loads and is automatically ejected if submerged.

μV for a 10 dB (signal + noise)/noise ratio and for a.m. it is 3 μV modulated 30 per cent at 1 kHz for a 6 dB (signal + noise)/noise ratio.

OTHER ELECTRONIC SYSTEMS

The engine control system has been designed as an electrical link between the crew and the engines. Normal control actions such as throttle opening and fuel flow are under direct crew control, but many other parameters are altered automatically by computers designed by Ultra Electronics Ltd. These include controlling fuel flow during start-up and in-flight re-lighting, control of high pressure spool speed, adjustment of idling fuel flow to prevent flame out, maintaining acceleration and deceleration throttle inputs to safe levels, limiting jet pipe temperature, correcting nozzle area, air intake control and controlling many other parameters. The variable geometry air intakes controlled by the system decelerate the supersonic free air stream to a fairly low subsonic value before allowing it to enter the engine.

The *Concorde* prototype 001 will have two E.M.I. television cameras fitted, one of which will be mounted on the nose wheel to give an improved forward view whilst taxiing. This camera has a 90° wide angle lens. The second will face the rear, enabling the landing gear and the underside of the aircraft to be viewed. In addition, for the prototype 002, E.M.I. are supplying three half-inch cameras for mounting in the engine nacelles and two one-inch cameras for viewing the wings and tailplane. During periods of high sunspot activity, solar radiation could become a problem at the altitudes at which *Concorde* will be flying. A radiation detector is being built by A.W.R.E. to enable the amount of radiation to be measured. Should this ever exceed a safe level, *Concorde* will be forced to fly subsonically at a

lower altitude. It is understood that the fuel penalty resulting from this is not high.

Aircraft instruments of the past that required inputs of height, rate of climb, air speed and mach number had to rely on a jungle of pipes relaying pitot and static air pressures to them to derive the necessary information. These pipes were very vulnerable and a good deal of servicing effort had to be spent in tracing microscopic leaks, often in inaccessible parts of the aircraft. In *Concorde* a simple pipe system carries the air pressures to two central air data computers that are being manufactured in France by Crouzet. These computers then provide electrical outputs for other equipments proportional to: altitude, airspeed, mach number, vertical speed, total temperature, static temperature, true airspeed, angle of attack and side slip angle.

An Elliott flight recording system is incorporated which collects speech, analogue and digital information from more than 300 points during a flight of up to twelve hours. This information is "conditioned" in integrated circuit computers before being recorded on magnetic tape. The crash-proof capsule containing the recording mechanism is ejected if submerged, whereupon it floats to the surface and a radio beacon emits a homing signal.

A good deal of the engine instrumentation is also being manufactured by Elliott's. These take the form of miniature indicators with, in many cases, a certain amount of the computing circuitry built into them. These instruments are mounted on the flight engineer's control panel with "essential service" indications duplicated on the pilot's panel.


The fuel flow system comprises a transmitter and complementary indication for measuring the quantity of fuel consumed, rate of fuel flow, and the amount of fuel remaining. The flow sensor measures the mass flow rate of fuel passing in the line, determining the heat content and thus the propulsive content. The transmitter has an accuracy better than 1% over a 9:1 flow rate range at 20°C ± 5°C whilst the flow rate indicator has an accuracy of ± 0.5%.

The electrical installation serves all other

systems and has to supply a load of up to 61 kVA. As has already been stated, all aircraft essential systems are at least duplicated, and to preserve this safety margin each equipment of a duplicated system is fed from an independent power source. The four 8,000 r.p.m. brushless alternators each have a nominal continuous rating of 40 kVA at 400 Hz 200/115 V. They automatically self excite and synchronize to deliver their outputs in parallel pairs. The d.c. busbars are supplied via transformer-rectifier units and charge two standby nickel-cadmium batteries. A 1.8 kHz supply for the flying control signalling circuits is derived from two 26-V single phase static inverters supplied from the essential services battery busbar. Loss of one generation channel leaves all services fully operational by employing transfer techniques. Loss of two channels leaves general services unimpaired but the electrical de-icing equipment becomes inoperable. In the unlikely event of a complete four engine flame out the battery capacity permits a gas turbine driving a generator to be started which will maintain essential services.

To speed up communications between Britain and France on matters dealing with *Concorde* a private wire circuit between London and Paris has been installed. The new link has been set up in co-operation with both the British and French Post Office authorities. It will carry a wide variety of communications traffic including teleprinter messages, telephone conversations, high-speed transmission of punched and magnetic tape data, and facsimile transmission of drawings or messages. The circuit was primarily installed to facilitate radio contact with *Concorde* flight test crews when prototype testing begins in the spring. It will enable ground engineers in Toulouse to operate a remote control radio-relay station at Filton, providing a three-way link between Filton, Toulouse and the aircraft. This is necessary since the range of the v.h.f. radio equipment in *Concorde* is limited to about 600 miles and contact with the aircraft may be lost on the proposed test flights over Northern Europe.

An example of the engine instruments used on *Concorde*. The photograph shows a section of the flight engineer's panel. Some of the more important instruments are duplicated on the pilot's instrument panel.



News of the Month

Employing Intelsat III

NEXT year a number of synchronous communications satellites are to be launched as part of the Intelsat III programme. Preparations are currently in hand in many parts of the world to make use of this new facility and to provide a truly global round-the-clock communications system.

In Britain a second aerial is being built at Goonhilly at a cost of £1.5m to work the Atlantic Ocean satellite. When this aerial is operational and can take over the duties of the existing aerial, the first one will be modified to enable it to communicate with the Indian Ocean satellite in 1969. Goonhilly will then be able to communicate directly with other earth stations situated over two-thirds of the earth's surface.

Post Office engineers report encouraging progress on the construction of the second aerial. The larger part of the civil engineering works has been completed and the 75.5-ft radius azimuth track has been laid and levelled; this runs from 066° to 326°. Some 200 tons of steel have so far been used in the construction of the aerial base structure which is mounted on a large central pivot and a pair of bogies which run around the azimuth track.

The dish profile is quasi-paraboloidal and is Cassegrain fed by a one-piece aluminium sub-reflector 7 ft in diameter; the main dish is 90 ft in diameter. The width of the radio beam between 3-dB points will be approximately 10.5 minutes of arc at 4GHz and 7.5

minutes of arc at 6GHz. The new installation, with exception of the modulating and demodulating equipment, which is being supplied by G.E.C., is being built by the Marconi Company.

Preliminary tests of the wideband transmitters indicate that their performance will meet all the requirements for multi-carrier operation. A first production model of the parametric amplifier, to be used in the first stage of the receiver, has been demonstrated and has met the essential parameters specified, but a fully-engineered version has not yet been completed. The parametric amplifier will be cooled by a closed-cycle cryogenic system, using helium, to a temperature of -257°C. The amplifier will consist of three identical GaAs varactor diode stages connected in cascade. Each of the three stages will be fed from a klystron pump source through a three-way passive splitter. Incidentally, the klystrons are the only part of the receiver that is not solid-state. The amplifiers are mounted behind the aerial vertex and will provide 30mW of pump power at 34 GHz.

A low-noise tunnel diode amplifier forms the second main amplifying stage in the receiver and will also be mounted on the aerial backing structure. The signal from this is converted to an i.f. of 70 MHz in a balanced diode mixer with a crystal local oscillator. The output of this system will be passed into a waveguide branching network which will separate the received channels and

pass them to separate frequency down-converters and on to further i.f. stages.

The transmitter will use wideband travelling-wave tubes to provide a final peak saturation power of 10 kW. A t.w.t. has been chosen in preference to klystrons since each individual carrier would require a complete klystron transmitter whereas the complete 500-MHz band can be covered by a simple t.w.t. amplifier. A single varactor diode up-converter will be used to change each of the 70-MHz carriers to the output frequency. The transmitting facilities available will be adequate for over 500 telephone channels and one television channel simultaneously, using a multi-access satellite of the Intelsat III type.

In the middle and far east two earth stations are being built at an estimated total cost of £3.5m for Cable and Wireless, one on Stanley Peninsula on Hong Kong Island and the other at Abu Jarjur, Bahrain. The Hong Kong station will be capable of operating in gales of up to 70 m.p.h., above which the dish is pointed vertically and will then withstand winds of up to 210 m.p.h. The Marconi Company are undertaking the construction of the two stations which will consist of steerable 90-ft diameter aeriels mounted on 60-ft towers.

The Bahrain station situated at a longitude of about 62.5° east will be in continuous contact with the Indian Ocean satellite and through it communicate with four other stations. The station will be connected via a radio link with Sitra where traffic will be distributed. Bahrain will not initially have the capability of processing television signals, however, this facility can be added at a later date.

The Hong Kong station will use the Pacific Ocean satellite and will be in continuous contact with eight other stations. Information will be transmitted to Victoria for distribution.

Each station will have facilities for the transmission of up to four carriers and the reception of 32. Each of these carriers may have a capacity of 24, 60 or 132 separate communications channels. Initially Hong Kong will be equipped for the reception of eight carriers, each with a standby and Bahrain for four, also with standbys. The electronic equipment is of similar design to that used in the Goonhilly No. 2 aerial project but the aeriels differ considerably in mechanical design.

In Australia the site for the Australian Overseas Telecommunications Commission's (O.T.C.) west coast satellite ground station is expected to be announced shortly. O.T.C. is currently using an experimental quasi-operational station at Carnarvon, 600 miles north of Perth. This station has provided live TV links with Britain, but it is primarily engaged in meeting communication needs of N.A.S.A. which operates a tracking station in the immediate vicinity. The west coast station will provide voice, video and data links with Africa, Asia and Europe via the Indian Ocean Intelsat III satellite.

In Sweden the four Scandinavian telecommunications administrations agreed that a proposed ground station for satellite communication with North and South America be built near Strömstad on the Swedish West coast. The station, which would increase the

The control room of the experimental station at Carnarvon.



number of transatlantic channels from 38 to 100, would be equipped with an aerial with a diameter of about 90 ft for reception and transmission via the Atlantic Ocean satellite. The Swedish West coast area was chosen as the site as it was considered comparatively free from interference from existing radio transmissions. Goonhilly has so far handled the satellite communications of the Scandinavian countries, who have ten channels at their disposal at this station. The Scandinavian ground station project is subject to approval by the four governments involved. It is hoped however that the new station will be ready for operation in 1970-71.

Telephone System for the Deaf

INDIVIDUALS suffering from total deafness will be able to communicate by telephone if development work at present being carried out by Bell Telephone Laboratories, U.S.A. reaches fruition. The system, known as touch-tone dialling, enables the letters and numbers printed on the buttons of a push-button dial telephone to be represented visually at the receiving end. In touch-tone dialling areas push-buttons generate pairs of tones to control dialling and switching functions. When two telephones are connected over the telephone network, the buttons still generate tones but do not interfere with normal switching functions. In the proposed system the code utilizes the arrangement of letters and numbers as they appear on the push-button dial e.g. A, B and C are sent using the "2" button. Pushing this button once transmits A, twice B and three times C. A readout circuit stores the signals until the required letter is fully encoded as indicated by pushing the zero button, thus to transmit A the code is 20, B is 220 and C is 2220. Letters of the alphabet not used in dialling, namely Q and Z, are encoded using the "1" button, Q being expressed as 10 and Z as 110. In addition the "1" button is used as a word separator, 111 signals end of word and 111,111 end of sentence.

Tests with a prototype have indicated that with a little training a user may attain a coding rate of 8 words per minute and with practice this rate can be doubled. At the receiving end the characters are displayed one at a time for approximately 400 ms and it has been found, at the higher sending rates, that the display is very tiring on the eyes. Three off-the-shelf indicators are used

to display the 36 digits required and two small windows show that coding is in process and the end of word and end of sentence periods.

Instrumentation Project

THE Ministry of Technology has announced the setting up of an Advanced Instrumentation Project which will foster the development and use of industrial instruments. It is hoped that this will assist process industries to improve productivity and help instrument manufacturers to transform promising new ideas into working equipment with the minimum of delay. To this end the Ministry of Technology will be providing up to £250,000 per year for three years to be spent in sharing the cost of projects with industry. There will be an arrangement for the recovery of the investment from sales. In deciding which projects to back, the Ministry will satisfy itself as to the competence of prospective firms to carry out the necessary work and to exploit its results both technically and commercially.

Australia's First Satellite

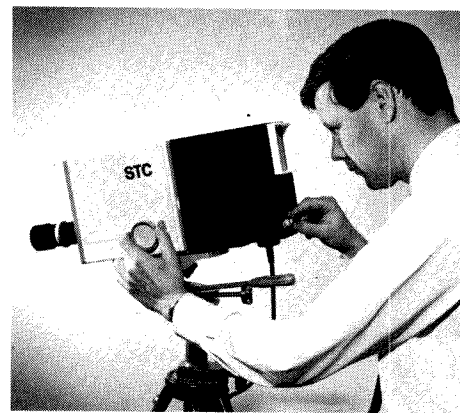
WRESAT-1, Australia's first satellite, stopped sending signals from space after five days in orbit. The Minister for Supply, Senator D Henty, said this was the planned programme for the satellite which re-entered the earth's atmosphere after a few weeks. WRESAT-1 was launched from Woomera on November 29th from a United States Redstone rocket. The 100 lb satellite was developed jointly by the Weapons Research Establishment and the University of Adelaide. The purpose of its mission was to investigate the effects of the upper atmosphere on the weather. Senator Henty said "It appears that most of the experiments were successful and will yield valuable scientific data related to the sun's effect on the earth's atmosphere".

A 19 ft two-stage high-altitude density probe was launched from Woomera as WRESAT-1 was on its 29th orbit, approaching the low point of 106 miles in its elliptical polar orbit. The experiment was to gather data on the interaction of solar radiation and the ionosphere at an altitude lower than that being investigated by WRESAT.

S.T.C. enter C.C.T.V. Market

"TOTAL system service" is the claim of Standard Telephone and Cables Ltd as they enter the closed circuit television systems market. The Test Apparatus and Special Systems Division which is marketing the equipment will be able to draw, from other divisions, information on video and audio transmission, cabling technology and microwave and line transmission to build up C.C.T.V. systems of any required complexity. The display monitors follow conventional techniques and are available with 11- or 19-inch tubes.

The camera is of modular design that can be supplied in up to seven different configurations or if desired the basic camera can be extended to provide additional facilities by using plug-in modules. Power unit, remote focus, power-operated zoom and a 4½-inch



monitor viewfinder can be added in this way. The camera employs 625 lines scanning at 50 fields per second and incorporates an E.M.I. 9677C one-inch vidicon tube as standard; infra-red, high resolution and extra robust tubes are available as options. In most applications the camera will be fully automatic; a wide sensitivity range providing a constant video output over all normal variations in ambient illumination level. However, a remote, or on the camera, sensitivity control can be fitted if required. The camera may be powered from a 16 V d.c. supply or alternatively direct from the mains via an add-on power unit.

Polar Region Study

A "MASS ASSAULT" on the little understood Northern Lights aurorae and polar cap airglow is to be carried out by the American National Aeronautics and Space Administration. The investigation will entail the simultaneous use of aircraft, sounding rockets and satellites in a co-ordinated effort to study some of these phenomena. Scientists will have the opportunity to observe from four different levels ranging from the ground to an altitude of 250 miles. They hope to find causes, possible physical and chemical changes, which may fit into the theories and other observations made previously. It has been noted that electrons and protons from space follow the earth's magnetic field lines into the polar regions. It is believed that these are important in precipitating aurorae and the polar cap airglow. Another factor is probably cosmic radiation from the sun which is known to enter the atmosphere at the poles.

Victoria Line Television System

ONE of the largest supervisory closed-circuit television systems to be built in the U.K. is to be installed on London Transport's new Victoria Line by Peto-Scott Ltd, of Weybridge. The system consists of 74 television cameras, 42 monitors and a comprehensive switching network. The installation will perform three major functions: a monitor mounted at the end of each platform working in conjunction with a camera will allow the train driver to see along the whole length of the train; outputs of the platform cameras and other strategically placed cameras viewing escalators, subways and the like will be fed to a station supervisor's office—the switching network allowing any camera on the station to be selected; and



finally, the outputs of all the cameras at all the stations will be fed into a line supervisor's office who again can select any camera he chooses. The transmission from the stations to the line supervisor's office is carried out at r.f.,

Shipboard Satellite Terminal

A MILITARY shipboard satellite communications system is to be installed on H.M.S. *Intrepid* by the Plessey Electronics Group. This will operate in conjunction with the British military synchronous satellite Skynet due to be launched this year. The aerial will have three axes of spatial freedom with the ability to remain locked-on to the satellite when the ship is rolling at angles of up to 30°. This is achieved by sensing monopulse misalignment signals in conjunction with signals derived from a gyro stabilized platform. Error signals obtained in this way are used to control the aerial's three drive motors. Signals received by the 6-ft diameter Cassegrain aerial are amplified in an uncooled amplifier before being down-converted, amplified and fed to subsequent demodulation and demultiplexing equipment.

2LO Again

TO celebrate the 1968 City of London Festival (July 8th-20th), the Radio Society of Great Britain is to operate an amateur radio station with the call sign GB2LO from somewhere in the City. The location has not been decided upon but when operating the station will be open to visitors. GB2LO will work on the 10, 15, 20, 40 and 80 metre bands on s.s.b. only.

The **British Calibration Service** was set up about a year ago by the Ministry of Technology to provide authenticated calibration facilities for all kinds of measuring instruments. To date four laboratories have received B.C.S. approval and these may now provide their customers with a B.C.S. Certificate of Calibration for each instrument calibration carried out under their approval. This approval relates only to specified types of measurement to given levels of accuracy as stated in the laboratory's approval certificate. Laboratories seeking to operate within the service must satisfy the B.C.S. that they are capable of meeting its criteria. So far the B.C.S. have invited applications from laboratories in four fields of measurements: d.c. and l.f., h.f., mechanical and fluid. Preparations are being made to extend the service to optical and thermal measurements. The laboratories to receive approval are: Coventry Gauge and Tool Co. Ltd. P.O. Box 39, Fletchamstead Highway, Coventry; Pitter Gauge and Tool Co. Ltd., Market Street, Woolwich, London S.E.18; The English Electric Co. Ltd., Stafford Works (Electrical Products Group), Lichfield Road, Stafford; Ferranti Ltd (Wythenshawe Calibration Laboratories), Simonsway, Wythenshawe, Manchester 22. The first three laboratories listed have received approval for a range of mechanical measurements, while the fourth has received approval for a range of d.c. and l.f. measurements including resistance, inductance, capacitance a.c. and d.c. — voltage current and power — and frequency.


Production of their **computer 'Modular One'** is to commence at the Hemel Hempstead factory of Computer Technology Ltd in May and will result

in the building of 30 systems by the end of the year. Computer Technology hope to be able to supply 20 per cent of the British market and export in quantity by the end of 1969. Computer Technology was set up at the end of 1965 by an independent group of computer engineers after a critical analysis of the computer industry in Britain and America. The capability to build small high performance computers at low cost is creating new markets and Computer Technology believe that it is in this field that the major growth in the computer market will take place during the course of the next five years. The design of Modular One is based on the need for a general purpose digital computer that can be integrated into any information complex. It provides a range of modules that can be used by the scientist or engineer to build up a computer system to match his requirements exactly. Modular One can perform a million instructions a second and a simple system costs in the region of £10,000.

As a result of a cost sharing project on **computer aided design** carried out by the Ministry of Technology and Racal Research Ltd. a new service known as Racal Electronic Design and Analysis by Computer (REDAC) is available to industry. The computer programmes (REDAPs) are backed by a team of 25 engineers with development, production and computer aided design experience. Examples of REDAPs currently available are, a general circuit analysis programme, calculation of stray inductance, mutual inductance and capacitance (e.g. for printed circuit board), small signal modelling of a device such as a transistor, design of a video amplifier, manipulation of four-pole matrices, harmonic analyses of a complex waveform, filter analysis and the solution of a set of simultaneous linear equations with complex coefficients. Data for the REDAC service may be sent by telephone, telex or post and the service is completely confidential. A free brochure describing the service can be obtained from REDAC, Racal Group Publicity Dept., 26 Broad Street, Wokingham, Berks. A Users Manual is available from Racal Research Ltd., Newtown, Tewkesbury, Gloucestershire at a cost of £2.

One of the tasks of the American space craft **Surveyor VII**, recently soft-landed on the moon, will be to evaluate techniques for directing laser beams at objects in space. These tests are a prelude to a projected Apollo experiment in which an optical retro-reflector array will be landed on the moon to enable the distance from various points on the earth surface to the reflector to be measured. The television camera aboard Surveyor will be used in an attempt to photograph laser beams which can be directed from any one of six earth stations through various types of telescopes.

The photograph shows the surface sampler on Surveyor VII digging a twelve inch trench on the moon's surface. Surveyor VII was launched on January 7th by N.A.S.A. from Cape Kennedy. The camera that took the picture had a 6° field of view.



The green argon ion laser beams will be several miles wide by the time they have travelled the quarter of a million or so miles to the moon. Factors beyond the control of scientists which may make the detection of the beam difficult are glare from the sun entering the camera and twinkling caused by atmospheric turbulence on earth.

In order to **co-ordinate traffic movement in West London** the Plessey Automation Group have supplied a computer complex under a £200,000 Ministry of Transport contract. Inductive loop traffic counters spread over an area of 6.5 square miles feed information into two Plessey XL9 computers. These in turn control traffic lights in accordance with the current traffic situation and a programme prepared by Ministry of Transport and Plessey engineers. Traffic density is displayed and stored for future analysis which could result in programme modifications in the future. If desired engineers can take over manual control of given sets of traffic lights should the situation demand it.

The problem facing many users of electronic components is who makes what and where can one obtain, for instance, a capacitor of x value with a y working voltage. To assist in this, **Technical Indexes Ltd**, Index House, Ascot, Berks have produced an Electronic Engineering Index that lists about 1,000 suppliers and gives detailed information on about 20,000 products. The Index consists of 60 cross referenced volumes contained in a five-shelf rack 6 x 3 x 1 ft. The information contained in the index is brought up to date and added to once a month by a team of girls. Also included in the service which costs 50 gn a year, is a product data book that is reprinted three times a year.

A merger within the **Philips-Pye Group** has been announced. Pye T.V.T. Ltd and Peto Scott Ltd are to join forces; the new organization will be known as Pye T.V.T. and will be active in the professional market for broadcast transmitter equipment, studio cameras and monitors, industrial c.c.t.v. and audio systems, and large screen Eidophor projection.

What is thought to be the largest order for **U.K. produced integrated circuits** has been received by Mullard Ltd. The order is for 100,000 t.t.l. FJ series integrated circuits to be used on the new I.C.T. 1906A computer (described in "News from Industry" December 1967). Significant features from the performance of the range are a noise immunity of 1 V, power consumption of about 10 mW per gate and a typical propagation delay time of 13 ns.

The first British company to exhibit at the world's largest scientific exhibition, the American Physics Show, to be held in Chicago, will be Scientifica and Cook Electronics Ltd. Products to be shown by the company include electromagnets, a range of lasers, spectrometers and a number of high-field permanent magnets.

The setting up of a **Device Development Laboratory** to operate in parallel with the existing applications Laboratory has resulted in the reorganization of the research facilities at SGS-Fairchild Ltd, Aylesbury, Bucks. The new department will be responsible for developing discrete devices and integrated circuits for special applications where suitable standard components are not available. Diffusion of sample batches of new devices, built to meet customer specifications.

Since the advertisement pages went to press an error has been noticed in the announcement of W. Greenwood (London) Ltd. on p. 31. The temperature range of the 070 wirewound potentiometer is -55°C to 150°C.

Personalities

This year's I.E.E. Faraday Medalist is **L. H. Bedford**, C.B.E., M.A., B.Sc.(Eng.), F.I.E.E., F.I.E.R.E., who receives it "for his outstanding contributions to the advancement of electronics engineering, and for his inspiring leadership, both in war and peace, of the industrial design and development teams by which these and other advances have been consolidated and effectively applied." After obtaining a B.Sc. degree in



L. H. Bedford

both engineering and physics in London and a B.A. degree at King's College, Cambridge. Mr. Bedford joined the Western Electric Company (now Standard Telephones and Cables Ltd.). In 1931 he took up an appointment with A. C. Cossor Ltd. to initiate the development and manufacture of cathode-ray tubes and in 1937 a new department was formed under his control when R. A. Watson-Watt brought the radar receiver proposition to Cossor's. Mr. Bedford's own activities were then transferred full-time to radar projects including the development and manufacture of the first radar receivers for the "C.H." stations. He was appointed director of research at Cossor's and his name is associated with the elevation attachment which he produced for the early gun-laying radar equipment. In 1947 he joined the English Electric Company, being posted to the Marconi Company as chief television engineer. A year later he took charge of a guided weapons study

project and this led to the formation of a new division which eventually became the British Aircraft Corporation (G.W.) Ltd., of which Mr. Bedford is director of engineering.

Lord Jackson of Burnley, D.Sc., D.Phil., F.R.S., has been elected an honorary fellow of the I.E.E. "for his outstanding contributions to science and technology in the fields of research and education and in recognition of his services to the nation as an adviser to Government on these matters and on the related aspects of manpower and its deployment". After graduating at Manchester University in 1925 and lecturing at Bradford Technical College (now Bradford University) he joined Metro-Vick as a college apprentice in 1929. In 1936 Sir Willis (as he is still affectionately known) received his D.Sc. from Manchester and his D.Phil. from Oxford University. Two years later he was appointed professor of electrotechnics at Manchester University. During the war Lord Jackson served on a number of Government scientific and technical committees and worked at the Signals and Radar Research Establishments of the Ministry of Supply, but he continued his teaching work at Manchester University and was responsible for a Ministry of Supply research team engaged there on v.h.f. and dielectric investigations. In 1946 he became professor and head

Lord Jackson



of the Department of Electrical Engineering at the Imperial College of Science & Technology, London, where he remained until 1953 when he accepted an appointment as director of research and education of the Metropolitan-Vickers Electrical Company—now part of A.E.I. In 1961 he returned to his previous position at Imperial College where, in 1967, he was appointed Pro-Rector. Lord Jackson, who is 63, was knighted in 1958 and was made a life peer last year.

Reg H. Hammans, director of engineering, Granada Television, Manchester, since April 1955, has retired from active participation in day-to-day work at the Granada Television Centre but will continue as consultant on technical and engineering matters, and as the company's representative on the technical committees of the Independent Television Authority and Indepen-



R. H. Hammans


dent Television Companies Association. Mr. Hammans was with the B.B.C. for 20 years before joining Granada previously spending four years with the International Marine Radio Company. Mr. Hammans, who operates an amateur radio station with the call G2IG, was president of the Radio Society of Great Britain in 1956/57 and also presided over the conference of the International Amateur Radio Union in Stresa, Italy, in 1956.

Wing Commander Dennis Abraham, B.Sc., M.I.E.E., head of the Electrical Engineering Department of the R.A.F. College, Cranwell, was to have taken up the post of head of the Department of Electrical and Electronic Engineering at the Borough Polytechnic last September (see April issue, p. 172) but the Ministry of Defence would not release him. He has now been appointed to a similar post at the Sheffield College of Technology from next September. Wing Commander Abraham, who graduated at the University of Wales (Swansea), served as a radar officer in the R.A.F. during World War II. He then spent some time in industry and later joined the staff of the University of Aberdeen.

The Medal of Honour—the principal award of the Institute of Electrical and Electronics Engineers Inc.—is being given to **Gordon K. Teal**, M.Sc., Ph.D., assistant vice-president in charge of technical development in the equipment group of Texas Instruments Inc., Dallas, "for his contributions to single crystal germanium and silicon technology and the single crystal growth junction transistor". Dr. Teal, who is 61, was for 23 years with Bell Telephone Laboratories where he worked with Dr. Shockley on the development of the junction transistor. He has been with Texas since 1953. Dr. Teal, who originated the grown junction single crystal technique, recently served for two years as director of the Institute for Materials Research of the American National Bureau of Standards.


The Council of the Royal Society has appointed **Professor J. M. Ziman**, F.R.S., (professor of theoretical physics in the University of Bristol), to be Rutherford Memorial Lecturer for 1968 in India and Pakistan, and to deliver lectures in these two countries during a visit of about three weeks in November/December this year. He was elected a Fellow of the Royal Society last year "for his theoretical contributions to solid state physics, especially the study of transport phenomena, and for his work on the electronic properties of metals".

D. L. Grundy, A.M.I.E.E., recently appointed head of application engineering, integrated circuits, in the Electronics Dept. of Ferranti Ltd., at Oldham, Lancs, joined the company's Application Laboratory in 1955 and worked on the applications of industrial valves. In 1957 he commenced work on the applications of silicon rectifiers with particular emphasis on the transient behaviour of high-voltage assemblies,



D. L. Grundy

and the design of units for high-power pulse duty in such devices as magnetron modulators. When Ferranti commenced the manufacture of transistors Mr. Grundy's activities turned to their application. He was co-author of the article describing a silicon transistor tape recorder in our July and August, 1965, issues.



J. A. Walker

J. A. Walker, has become head of application engineering, discrete components, in Ferranti's Electronics Dept, at Oldham. He joined the Radio and Television Dept. of Ferranti Ltd. in 1949. In 1959, after a short period on missile circuit design with the Guided Weapons Division, he joined the semiconductor applications laboratory and became concerned with the applications of solid state devices, with particular emphasis on the investigation of four-layer diodes, reference diodes, silicon rectifiers and r.f. transistors. Mr. Walker's current activities cover the applications of a large range of semiconductors including high- and low-frequency transistors, small signal and power diodes and rectifiers, photocells, and hybrid networks using solid state devices and thin film circuits.

Ferranti's also announce the appointment of **Brian Taylor** as chief inspector, and **Graham Latham** as project and product assurance manager, in the Oldham Electronics Dept. Mr. Taylor has been with the company eight years during which time he has specialized on quality control, and Mr. Latham was formerly the chief inspector of the Semiconductor Division.

Dr. J. A. Saxton, director of the Radio and Space Research Station of the Science Research Council at Slough for the past two years, has accepted a visiting professorship in physics at University College London. Dr. Saxton was on the staff of Imperial College, London, for a short time after graduating and he then joined the Radio Division of the National Physical Laboratory (in 1938). Immediately, prior to assuming the directorship at Slough, he was director of the U.K. Scientific Mission in Washington, D.C., and a scientific counsellor at the British Embassy there.

W. T. Deuchrass has retired after 35 years' service with the Bush organization, in fact he was a founder member of Bush Radio in 1932. He was personally responsible for the production of the first batch of 30-line mirror-drum television receivers designed by Baird Televi-

sion Ltd. Mr. Deuchrass was appointed a director of Bush in 1952 and has been a director of the joint Rank Bush Murphy board.

W. H. O. Sweeny, chief engineer to Independent Television News Ltd., retired at the end of January. After five years with the B.B.C. as assistant maintenance engineer, he entered the film industry in 1929, where, with the exception of the war period (during which he was in the civilian service on the East Coast Radar Chain and later commissioned with the R.A.F. Film Production Unit), he remained until 1949. He subsequently served as chief engineer of the Near East Arab Broadcasting Station and on returning to this country in 1955 joined I.T.N. as senior sound engineer.

G. D. Gokarn, B.Sc.(Hons.), was recently appointed by the Government of India as its representative on the Commonwealth Telecommunications Board, London. Mr. Gokarn relinquished the post of director of the Overseas Communications



G. D. Gokarn

Service in New Delhi to take up the new assignment. He is also communications adviser to the India High Commission in London. He was in the U.S.A. in 1951-52 under the visitor exchange programme and studied the international communication system in the States.

Each year the Institute of Electrical and Electronics Engineers elects a few of its 160,000 members to the grade of Fellow. Among the 125 recently elected for their "outstanding professional contributions" are the following engineers in the U.K.: **E. A. Ash**, B.Sc.(Eng.), Ph.D., M.I.E.E., Professor of Electrical Engineering, University College, London, "for significant contributions to microwave tubes, solid state microwave devices and electron optics"; **P. J. B. Clarricoats**, B.Sc.(Eng.), Ph.D., F.I.E.E., Professor of Electronic Engineering, University of Leeds, "for contributions in the field of guided electromagnetic wave propagation"; **J. F. Coales**, O.B.E., M.A. F.I.E.E., Professor of Engineering, (Control), University of Cambridge, "for his outstanding contributions in the field of elec-

tronics and control engineering, and particularly for major contributions to the development of automation and computer interests in the United Kingdom"; **G. W. A. Dummer**, M.B.E., F.I.E.E., until recently superintendent of the Applied Physics and Technical Services Division, Royal Radar Establishment, "for contributions to microelectronics and component reliability"; **J. Greig**, M.Sc., Ph.D., F.I.E.E., William Siemens Professor of Electrical Engineering, King's College, London, "for his contributions in the educational field, and research on the behaviour of magnetic materials, computers and automatic control processes"; **E. M. Lee**, B.Sc., F.I.E.E. chairman, Belling and Lee Ltd., "for contributions to design, specification and safety of electronic equipment and components and co-ordination of industry and government in electronic development, production and inspection"; **C. W. Oatley**, O.B.E., M.A., M.Sc., F.I.E.E., Professor of Electrical Engineering, University of Cambridge, "for contributions to research in radar and electron optics, especially for development of the scanning electron microscope"; **N. H. Searby**, C.B.E., B.Sc., F.I.E.E., a director of Ferranti Ltd., "for his contributions to research and development in the application of electronics to guided missile projects"; and **P. H. Spagnoletti**, O.B.E., B.A., F.I.E.E., director of business development, Standard Telephones and Cables Ltd., "for contributions to the design of short-wave broadcasting equipment and single sideband telecommunications".

A. J. Martin, B.Sc., A.R.C.S., and **J. C. Mitchell**, B.Sc., have been appointed divisional directors of Advance Controls, Cheltenham, the industrial control division of Advance Electronics Ltd. Before joining Advance early in 1967 as applications managers, Mr. Martin was a lecturer in control engineering at the College of Aeronautics, Cranfield, and Mr. Mitchell was a senior engineer with S.T.C. The manufacture and marketing of the company's range of integrated circuit logic cards and operational amplifiers has also been transferred to the

A. J. Martin



J. C. Mitchell

Cheltenham division where Mr. Martin and Mr. Mitchell will be responsible for the application of these devices in industry.

Professor Sidney W. Wilcox, who is a specialist in technical communication in the School of Engineering at the Arizona State University, Phoenix, is on a six-months' visiting lectureship at the University of Wales Institute of Science & Technology, Cardiff. Before taking up a university appointment 12 years ago he was with the Boeing Corporation.

T. G. Clark, F.I.E.E., until recently technical director of Astaron-Bird Ltd., has joined the Plessey Electronics Group. While with Astaron he was also concerned with the technical direction of Coastal Radio Ltd. Before joining Astaron Mr. Clark was for some years with the Decca organization where he was concerned with the design and development of various marine and meteorological equipments.

J. H. Court, who joined Marconi's in 1950 as a graduate apprentice in the Aeronautical Division, has been appointed marketing manager of the division. Following his appointment there has been a major reorganization of the division. Four sales managers have been appointed:—**Air Commodore J. A. Holmes** takes charge of military sales and **G. N. Thornton** civil sales in Europe (which includes the U.K.); **K. H. Watkins** becomes sales manager overseas region dealing with both civil and military sales in Asia, Australasia, Africa and the Middle and Far East; and **J. D. McColl** will cover administration and planning.

J. W. M. Child, B.Sc.(Eng.), has been appointed sales director of Teknis Ltd., Slough, responsible for the marketing of semiconductor and integrated circuit piecparts and production equipment.

R. M. Mitchell has joined Plessey as marketing manager of the Semiconductor Division. Mr. Mitchell, who is 35, has for the past seven years been with Texas Instruments Ltd., latterly as field sales manager.

Announcements

A vacation school on **microwave solid state devices** will be held at Bodington Hall, University of Leeds, from 8th to 19th July. Registration forms may be obtained from the I.E.E., Savoy Place, London, W.C.2. (Fee £65.)

The University of Aston in Birmingham are holding a research exhibition—“**Aston Research 68**”—between 3rd and 5th April. Detailed programmes are available from The Research Exhibition Secretary, The University of Aston, Gosta Green, Birmingham 4.

The next conference to be organized by Varian Associates Ltd, on **electron spin resonance and nuclear magnetic resonance**, will take place from 1st to 3rd April. The first two days will be spent at the Royal Holloway College, Egham, Surrey, and the third at Varian's laboratory at Walton-on-Thames. Applications to the Workshop Secretary, Varian Associates Ltd, Russell House, Molesey Road, Walton-on-Thames, Surrey.

East African External Telecommunications Company Ltd are inviting tenders for the construction of an **earth satellite station** to be situated at Mount Margaret, in the Rift Valley, Kenya. The estimated total cost of this project is £1.75M. Operational in early 1970, the earth station will cater for the expanding requirements of international telecommunications and will increase the capacity and range of existing services.

Pye TVT Ltd of Cambridge have been awarded a contract, worth approximately £80,000, by the Swedish Telecommunications Administration for a number of transposers for use in the expansion of the television network.

Racal Communications Ltd have won a £500,000 contract for the supply of radio-communication equipment for a new meteorological telecommunication network to be built in Saudi Arabia.

Electric & Musical Industries have made an offer to acquire the assets of **Precision Electronic Terminations Ltd** and **Nickols Automatics Ltd** both wholly owned subsidiaries of Royston Industries Ltd, which is in the hands of a receiver. Nickols Automatics are active in the machine tool control field and Precision Terminations manufacture high-power, low-loss, r.f. connectors and a range of e.h.t. connectors.

A new company has been formed from within the structure of Debenhams Electrical & Radio Distribution Co. Ltd which is known as **Technomark Ltd**. It will market equipment produced by Sony; Bang & Olufsen; and Radford Ltd (of Bristol).

A new holding company, **Planned Precision Ltd**, has been formed to integrate the electrical and engineering activities of the News of the World Organization. The companies concerned are Vactric Control Equipment, Vactric Precision Tools, A. P. Besson & Partner, and Renown Engineering. **Plessey Components Group** has made five licensing agreements with Industrialimport, for the production of resistors and capacitors in a Romanian factory, to be equipped with British machinery. It is hoped this will increase Plessey's trade with Eastern Europe by over £0.5M.

Spectra-Physics have announced a **trade-in offer for gas lasers** valid until 31st March. Through their U.K. distributors, Claude Lyons, they offer £80 for an old laser as a trade-in against the new Model 130C costing £356. Further information is obtainable from Claude Lyons Ltd, Instruments Division, Hoddesdon, Herts. (Hoddesdon 67161.)

A link-up has been announced between **B.M.B. (Sales) Ltd**, of Crawley, and **Cosmocord Ltd**, of Waltham Cross, for the manufacture and marketing of styli, pick-up cartridges, microphones, etc.

The internal Plessey **microelectronics custom design service** is to be extended and will now be available for the design of integrated circuits to the whole of industry.

Full British **military approval** has been granted by the Ministry of Technology to the Elliott D930 range of integrated circuits.

Litton Precision Products, of Hayes, Middlesex, have been appointed sales and service representatives in the U.K. to the following American electronics companies: Cohu Electronics; Curry, McLaughlin & Len; Digital Devices; and AstroSystems Inc.

B & T Designs (Richmond) Ltd, High, Street, Tring, Herts, have changed the name of the company to Circuitape Limited.

Cossor Instruments Ltd and Cossor Communications Co. Ltd will in future operate under the title of **Cossor Electronics Ltd**. The object is to have one main company for the Harlow activities.

Derritron Electronic Vibrators, of Sedlescombe Road North, Hastings, have changed the name of the company to Derritron Electronics Ltd.

March Conferences

Further details can be obtained from the addresses in parentheses

LONDON

Mar. 11-14

Alexandra Palace

Physics Exhibition

(I.P.P.S., 47 Belgrave Sq., London, S.W.1)

BIRMINGHAM

Mar. 28 & 29

Aston University

Technology, Industry, Education

(C. Fleetwood-Walker, Birmingham & Midland Inst., Margaret St., Birmingham 3)

CRANFIELD

Mar. 25-28

College of Aeronautics

Aerospace Instrumentation Symposium

(N. O. Matthews, Dept. of Flight, College of Aeronautics, Cranfield, Beds.)

GLASGOW

Mar. 8-16

Kelvin Hall

NORBEX—North British Engineering Exhibition

(Lintex Ltd., 226 Grand Bldgs, Trafalgar Sq., London, W.C.2)

HARROW

Mar. 12-14

King's Head Hotel

Public Address Show

(Assoc. of Public Address Engrs, 394 Northolt Rd., South Harrow, Middx.)

OVERSEAS

Mar. 5-8

Toulouse

Nuclear Electronics and Radioprotection Symposium

(Faculte des Sciences, Universite, 118 route de Narbonne, Toulouse)

Mar. 7-12

Paris

Festival du Son

(Fédération Nationale des Industries Electroniques, 16 rue de Presles, Paris 15e)

Mar. 21-23

Boston

Microwave Power

(International Microwave Power Inst., Box 342, Weston, Mass. 02193)

Mar. 25-29

Paris

Colour Television Conference

(Colloque sur la Télévision en Couleur, 16 rue de Presles, Paris 15e)

Mar. 27-Apr. 7

Rome

Electronics, Television & Radio Show & Convention

(Rassegna Internazionale Elettronica, via Crescenzio 9, Rome)

An Evening of Sonic Effects

Concert of Electronic Music in the Elizabeth Hall Attracts Big Audience

ON 15th January in the Queen Elizabeth Hall, London, a thousand people sat down to face an empty platform, except for a computer and two loudspeakers, and listen to two and a half hours of electronic music by British composers. Considering that London has become the most musical capital in the world, it is surprising that this was in fact the first London concert of its kind. So far we have had only one or two isolated electronic works in concerts of conventional music, and have heard a few B.B.C. broadcasts of pieces by the better known Continental composers. However, to judge from the full house at the Elizabeth Hall (a small queue of disappointed people was left outside) and the rapt attention given to the performances, the dearth of electronic music does not seem to have been due to any indifference or excessive musical conservatism on the part of the British public.

The eleven works in the programme, which was organized by Redcliffe Concerts, illustrated the great variety of techniques by which electronic music can be made. The basic sounds are produced by natural sources of any kind, musical or unmusical, living or mechanical, and by synthetic sources such as electronic oscillators and noise generators. They are then electronically processed—mixed, inter-modulated, filtered etc.—and recorded. Magnetic tape is used extensively, not only for final recording but for processing operations such as changing pitch and producing choral effects from single sources. Computers are being brought in, partly to automate some of the more tedious procedures in composition and partly to introduce an aleatory element into the music. Some pieces are written as concerti, for live participation by singers or instrumentalists, while others are really compositions for conventional orchestras including live electronic effects.

In Ernest Berk's *Diversed Mind*, a five-section piece abstractly related to states of mind, the natural sound sources were metal strip, a bamboo stick and a tambour, while the electronic sources included sine, square and sawtooth wave generators. Processing was mainly by amplitude and frequency modulation, filtering and artificial reverberation. Some of the sonic effects, though probably intended to be abstract, were evocative (the booming of huge bells) and for this reason were exciting to listen to; others (whistling noises) seemed somehow comic—a characteristic of many synthesized sounds.

Tristram Cary's *345* was the result of a deliberate restriction of material—on the principle, perhaps, that limited means provide a stimulus for real artistry. The basic sources were electronic oscillations of 3 Hz, 4 Hz and 5 Hz and multiples of these by 10 , 10^2 , 10^3 and 10^4 . This resulted in three subsonic tones (heard either as clicks or modulants), nine sonic tones and three supersonic tones (which produced audible sounds by intermodulation with others). The duration elements, and hence the rhythmic possibilities, were also limited—to 3, 4 or 5 inches of tape at 15 in/sec speed, plus the first few numbers resulting from adding and/or multiplying these figures. More emotive was the same composer's *Birth is life is power is death is God is*. The basis of this piece, which used a large variety of sources, was the sound track for a multi-screen film shown in the British pavilion at EXPO '67, and, in so far as it was illustrative, might not have been considered a good example of the genre by the purists. Also highly allusive was *Silent Spring* by George Newson (inspired by Rachel Carson's book of the same name about the despoilation of nature). Here the basic sound sources were recordings of wild-life and machinery.

A live piano part was used in *Contrasts Esssonic* by Daphne Oram and Ivor Walsworth, introducing a touch of aural fami-


liarity and drawing attention to the difference between pitched (notes in a scale) and unpitched sounds. A frankly direct appeal was made by Delia Derbyshire's *Potpourri*, realized in the B.B.C. Radiophonic Workshop, which served as a short opener for the concert. Traditional rhythms and time-signatures were utilized in *Syntheses 8, 9 and 12* by Jacob Meyerowitz and in *Partita for Unattended Computer* by Peter Zinovieff. Also composed by Zinovieff were *December Quartet*, *Agnus Dei* and *March Probabilistic*. In the last-mentioned the overall form of the piece had been specified by a programme written for an ICT 1900 computer, which had punched a paper tape giving the timing, pitch, loudness, attack or delay, and basic waveform of each note. This tape was read by a PDP-8/S computer on stage at the concert (see picture) which, using random numbers, selected during the performance the exact values to be used to control the electronic sound generators. Thus individual performances could vary slightly.

The two Lockwood monitoring loudspeakers, one on each side of the platform, performed extremely well on the demanding material, and the acoustics of the hall seemed very sympathetic to it.

For people whose musical appreciation is conditioned by the melodic and rhythmic conventions of the 19th century—and that means most of us—electronic music does not have a very direct appeal. It provides technical interest for the professional musician—the Royal College of Music is starting a pilot course in the subject—and probably has real impact for people who have progressed to modern composers such as Webern and Boulez. The writer found some parts of the concert boring, but this was probably due to his own limitations or those of the composers rather than to any inherent characteristic of electronic music. As with abstract painting, it becomes more and more difficult to distinguish the work of the genuine artist from that of the clever technician, but only a philistine would condemn the whole art-form on this count.

T.E.I.

Performance of *Partita for Unattended Computer* by Peter Zinovieff. After a programme on punched tape had been read into its store, a PDP-8/S digital computer (near the middle of the rack) calculated the exact details of the sounds to be produced and, through an interface, operated electronic generating and processing equipment—oscillators, filters, envelope shapers, reverberation units and mixing and timing units. (Courtesy *Computer Weekly*.)



Power Supply Stabilization Module

Outputs of 6-50 V at 50 mA; provision for currents up to 5 A

By P. R. Adby, B.Sc.

AFTER designing numerous simple power supply circuits for transistor equipment, it became obvious that the same basic stabilizing circuit is employed each time with only slight modification. A survey of past power supply requirements in the University laboratory revealed that in general, most supplies were covered by the following specification; an output voltage of 6 to 50 V and an output current of up to 5 A. Adequate stabilization was normally obtained by a simple long-tailed pair error amplifier with a Zener diode reference

but, since the supplies were internal in equipment, overload protection was not usually incorporated.

With these requirements in mind, a small plug-in module was designed for stabilization of output voltages in the above range. Cost was considered an important factor since, in most cases, at least two supplies are required for each unit. For economy, it is essential that we use (a) only one transformer winding, (b) the smallest number of subsidiary supply rails, and (c) low cost transistors, silicon for preference.

The required output voltage range being from 6 to 50 V it is assumed that the reservoir capacitor voltage lies in the range +9 V to +60 V. This range is wide, and a subsidiary h.t. rail derived from it, for the stabilizer circuit, would be limited to about +6 V maximum. Also, as the comparator is to be a long-tailed pair, an additional negative rail of at least 6 V is required. If a centre tapped transformer winding is used, the negative supply can be derived from the main output winding using two low-current rectifiers and a small smoothing capacitor. The positive and negative 6-V rails for the stabilizer are obtained from the reservoir capacitors via series resistors and Zener diode regulators. The output voltage from the long-tailed pair is limited to the range 0 to +6 V. An output amplifier and emitter follower operating from the unregulated positive supply gives the required output (+6 to +50 V) from the available drive. Output currents of up to 50 mA may be obtained either for use directly as the stabilized supply or for driving one or two emitter followers, giving 1 A or 5 A maximum respectively. A circuit of a typical power supply for use with the module is given in Fig. 1.

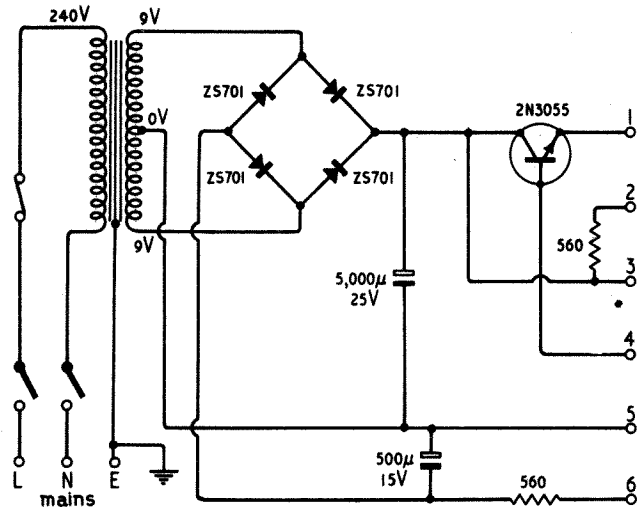


Fig. 1. A typical power supply for use with the stabilization module.

Paul R. Adby is an experimental officer at the University of Sussex, Falmer, Brighton, where he is responsible for the electronics laboratory which designs equipment for research in experimental physics. After graduating at Leicester University in 1960 he spent four years in industry before joining the University staff.

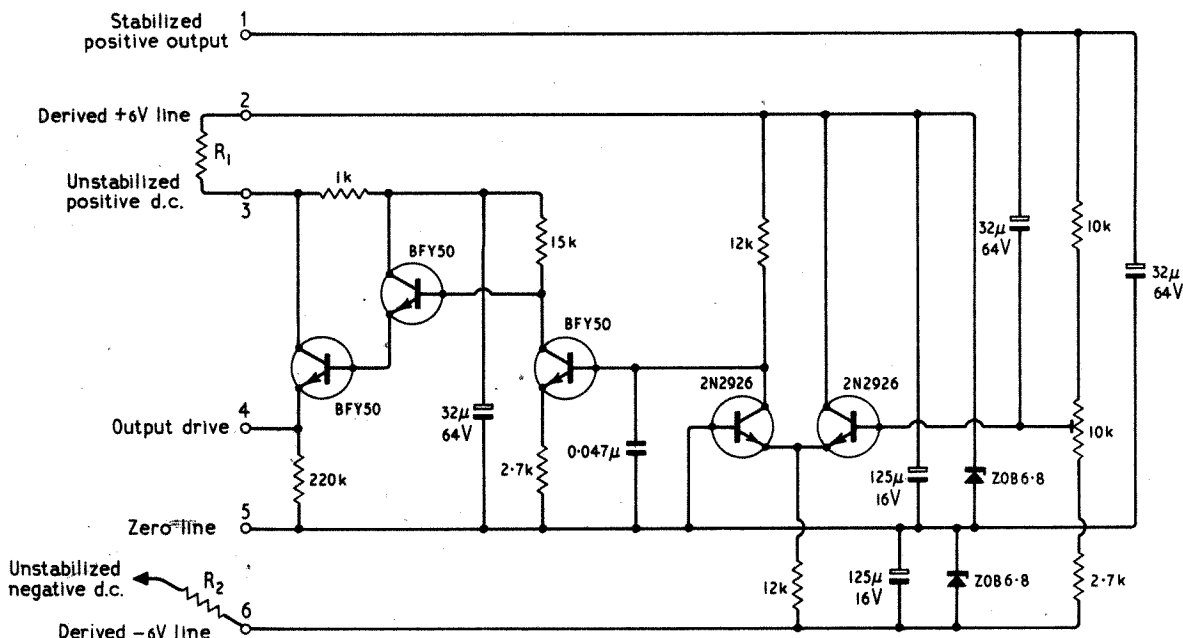


Fig. 2. Details of the stabilization module circuit including the two external resistors. All resistors are Erie EMI 5%; electrolytic capacitors, Mullard C426 series; potentiometer, Painton Miniflatpot; and the 0.047 µF capacitor, Mullard C280Ae. The output from the module is taken from terminal No. 1 (positive) and terminal No. 5 (negative).

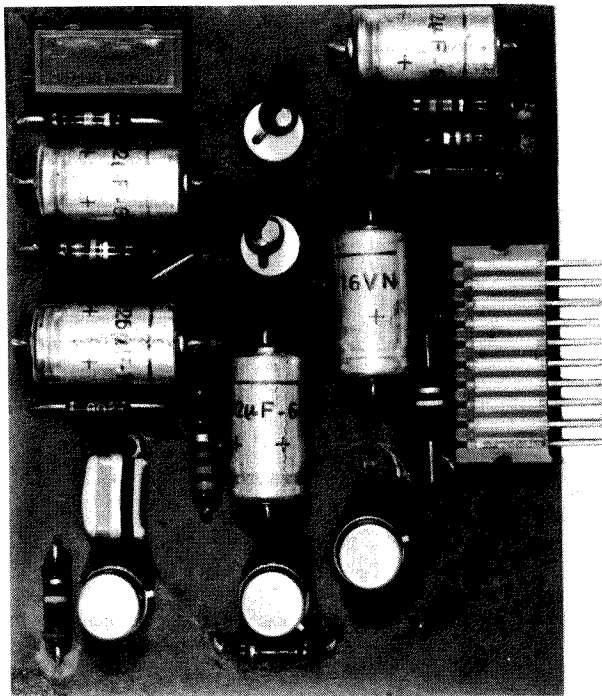


Fig. 3. The prototype module.

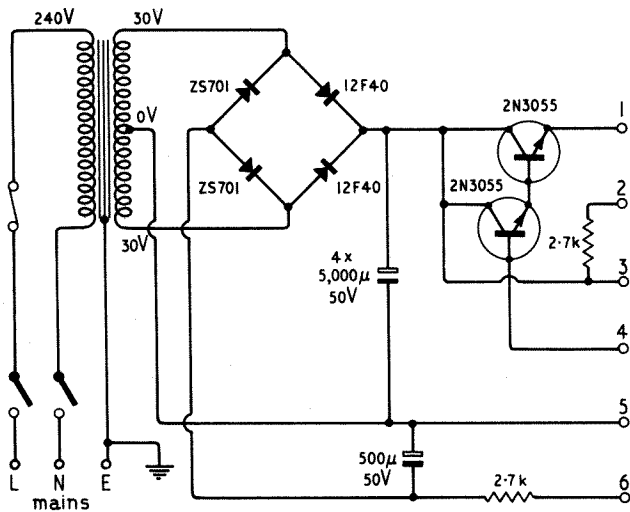
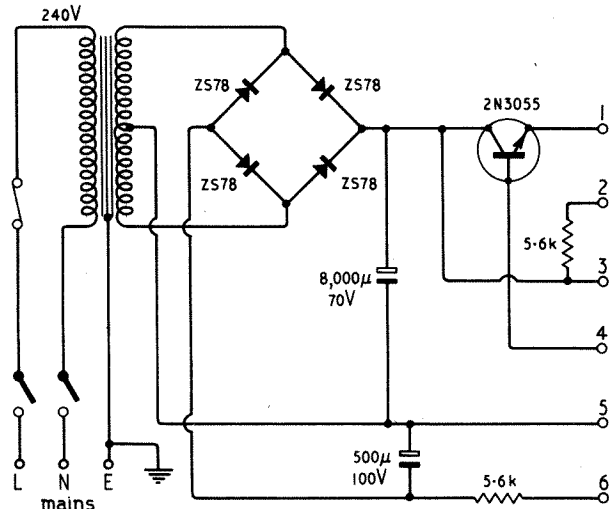


Fig. 4. Power supply giving an output of 24 V at 5 A. Output is taken from pins 1 and 5.

Fig. 5. Power supply giving an output from terminals 1 and 5 of 40 V at 1 A.



The circuit diagram of the module given in Fig. 2 shows a number of different supply rails which may be related to Fig. 1 as detailed below:

Unstabilized positive d.c.	:	main supply from the reservoir capacitor
Stabilized positive output	:	stabilized output voltage
Derived +6 V	:	supply for comparator
Derived -6 V	:	supply for comparator
Output drive	:	drive to series stabilizer
Unstabilized negative d.c.	:	from which -6 V is derived

Also shown in Fig. 2 are two essential external resistors which are adjusted in value, dependent on the unstabilized positive and negative voltages available.

$$R_1 = \frac{\text{unstabilized positive voltage} - 7}{10} \text{ k } \Omega$$

$$R_2 = \frac{\text{unstabilized negative voltage} - 7}{10} \text{ k } \Omega$$

A current of 10 mA is therefore set up through R_1 and R_2 . The stabilized output voltage is preset by a 16-turn trimming potentiometer giving fine adjustment over the complete range of output voltage. Limits for the module are:—

maximum output drive current	50 mA
maximum unstabilized positive d.c.	64 V
maximum difference between unstabilized positive d.c. and stabilized output	15 V

Fig. 2 shows a typical circuit for a 1 A output. For outputs between 50 mA and 1 A, one transistor emitter follower external to the module is required. For currents up to 5 A two emitter followers are necessary. Since these are power transistors mounted on a heatsink, they were not included within the module.

Figures 1, 4, and 5 give the circuit diagrams of three power supplies which illustrate the use of the module for various output voltages and currents. The performance obtained from each circuit is given below:—

	Fig. 1	Fig. 4	Fig. 5
Output voltage	6	24	40
Output current (A)	1	5	1
D.C. output impedance (Ω)	0.2	0.06	0.12
Ripple peak to peak (mV)	4	2	2
Stability for 10% mains change (mV)	50	100	50

For currents below 50 mA an external emitter follower is not necessary and the output drive pin 4 is connected to pin 1 and becomes the stabilized output. The output current is not limited to 5 A by the control circuit. Further emitter followers could be added but the lack of short-circuit protection could make the circuit impractical.

Further methods of connection suggest themselves but these have not yet been tried in test circuits:—

(a) Elimination of the negative supply for higher output voltages by setting the -6 V line at zero. R_2 and the existing zero line would not be used.

(b) Stabilization of higher output voltages by setting the -6 V line at, for example, +50 V. This would be achieved by connecting the 2.7 k Ω resistor in the potential divider to a spare output on the plug. In normal operation an external link to the -6 V line would be necessary. For high-voltage operation a resistor would be connected from the 2.7 k Ω resistor to the supply zero in order to adjust the divider. A Zener diode working at a current of 10 mA would be inserted between the -6 V line and supply zero. The existing zero line and resistor R_2 would not be used. This method may be limited by variations of the unstabilized positive d.c. and by possible breakdown of the module output transistor due to switching surges.

(c) Pre-stabilization circuits inserted between the unregulated d.c. and the series transistor would improve the performance.

No specific performance advantages are claimed for this stabilization module since it is intended for general purpose work covered by other similar simple stabilizing circuits. The advantages of using a plug-in module do however include interchangeability for ease of servicing, standardization of components and construction, and well-defined performance characteristics.

Kelvin Cables

RC Transmission Line Applications

by G. W. Short*

An artificial RC transmission line can be made in a few seconds by wrapping metal foil round a resistor. These lines can be used in filters and phase shift oscillators at audio and radio frequencies.

THE distributed-constant RC transmission line (Fig. 1) has a long history. In the early days of telegraph cables, communication engineers discovered that it takes a finite time for an impulse to pass along a cable, and that the initial sharp edge becomes transformed into a sloping edge in the process. When trans-Atlantic submarine cables were proposed, this transmission distortion was seen to be a serious difficulty. The cable companies asked William Thomson (later Lord Kelvin) to advise them how to overcome the defect. Kelvin assumed that the distortion and delay were caused by the cable behaving like a distributed series R , shunt C network, and proposed a solution accordingly. (It was, first, to reduce R by using high-conductivity copper, and secondly to use sensitive instruments to detect the rising edges of incoming pulses.) Because of Kelvin's cable-model, distributed RC transmission lines are sometimes called Kelvin cables. Incidentally, Kelvin's associate, Varley, used a lumped-constant RC model to predict the signalling speed which would be possible with trans-Atlantic cables. This must have been one of the earliest examples of electrical analogue computation.

The RC transmission lines which are the subject of this article are millimetres rather than miles long. They are made from the type of high-stability resistor in which the resistive track consists of a layer of carbon, deposited on the surface of a glass or ceramic rod, and protected only by a thin film of paint or lacquer. The resistive track provides the series R , and the dielectric properties of the paint or lacquer provide the shunt C . The lines are unbalanced, the earthy leg consisting of a piece of aluminium foil wrapped closely round the body of the resistor. This does several jobs at once: it provides one

*Amatronix Ltd.




Fig. 1. Distributed RC transmission line.

Fig. 2. Low-pass filter responses. The insertion loss at low frequencies depends on the total series resistance and the terminating resistance.

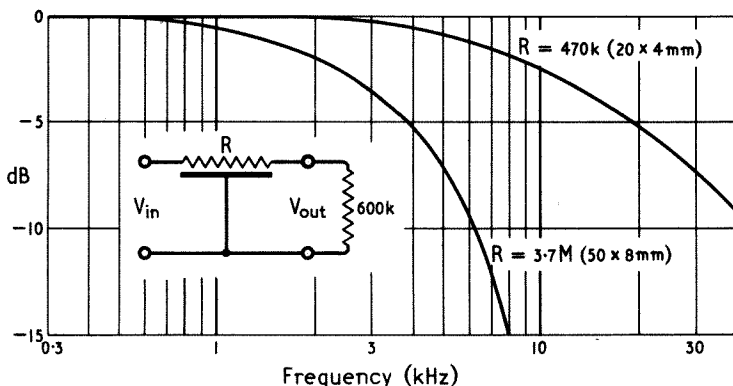


plate of the shunt C , an earth connection, and in some applications an electrostatic screen as well. (Since aluminium is not readily soldered, a piece of tinned copper wire is wrapped round and the earth connection made to it.)

Obviously, a line made like this is likely to be very different from the ideal uniform RC line. The capacitance per unit length is likely to vary both from one resistor to another and even along one resistor, as the paint thickness varies. The dielectric is likely to be lossy. These imperfections may cause the characteristics of a practical RC line to be quantitatively different from those of a perfectly uniform line, but the general behaviour of a practical RC line is what would be expected. Signals passing along it are retarded, and the amount of phase delay increases with frequency. Attenuation also increases with frequency. Input impedance decreases with frequency, and at frequencies at which the line behaves as a line and not just as a resistance it is much lower than the total series resistance.

FREQUENCY RANGE

The RC line is a low-pass filter, but the useful pass-band can be moved upwards indefinitely by reducing the ratio of R to C . In practice, this means using a lower resistance to begin with, so as to reduce R . In theory it is possible to reduce C by putting an extra dielectric layer between the body and the foil, but this makes the device less like a transmission line and more like an ordinary resistor, so can only be exploited to a limited extent.

The highest frequency in my experiments was the 5 MHz generated by an RC-line phase-shift oscillator, but no attempt was made to establish an upper limit. For some purposes, such as decoupling, where the low-pass character of the RC line can be used to keep h.f. signals out of h.t. lines, etc., much higher useful frequency ranges are obviously possible.

FREQUENCY RESPONSE

The RC line can be connected between a signal source and a load in several ways, each of which provides a different frequency response.

The simple low-pass filter connection, of interest in audio work and decoupling, has a response which is shown in Fig. 2.

As would be expected of an RC filter with an infinite number of sections, the droop in the h.f. response becomes ever more steep as the frequency is increased. There is no "ultimate slope" of so many decibels per octave as there is with lumped-constant filters. It is this characteristic which makes the RC line attractive for h.f. decoupling.

Changing the termination has a marked effect on the attenuation and pass-band—the lower the termination resistance the higher the attenuation and cut-off frequency—but obviously it can have little effect at relatively high frequencies, since these vanish before they get anywhere near the end of the line. By the same token, changing the termination has little effect on the input impedance if the line attenuation is high. One result is that a quarter-wave RC line shows none of the transformer-like properties of a lumped LC line with the same phase shift.

INPUT IMPEDANCE AND INSERTION LOSS

The input impedance falls as the frequency rises. The phase angle of impedance has the curious property of being the same at all frequencies, namely -45° , or midway between a resistance and a capacitance. For an infinite ideal uniform line, the input impedance is $\sqrt{-jR/wC}$, where R and C are the resistance and capacitance per unit length. The impedance is therefore a function of $\sqrt{1/f}$, that is, it falls relatively slowly as the frequency rises.

The 45° phase angle seems potentially useful for single-sideband generation but unfortunately the fall of impedance as the frequency rises makes application difficult, since any attempt to correct the frequency response produces an additional phase shift.

At frequencies far below cut-off, the line behaves as a resistor, and the insertion loss is exactly the same as is obtained without an earth connection.

Inserting resistance into the earth lead produces a dip in the frequency response. One critical combination of frequency and resistance produces a complete null (Fig. 3). Beyond the "null" the

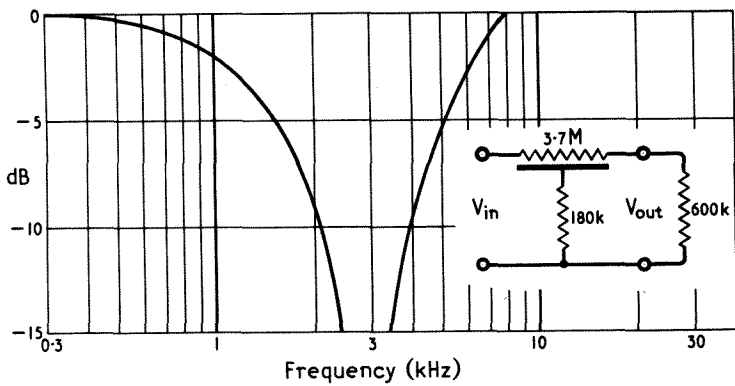


Fig. 3. Notch filter. A complete null is obtained only for one combination of frequency and earth-lead resistance.

response rises again and eventually exceeds the l.f. response. By cascading a normal network and a null network, low-pass filters with sharper cut-off are obtainable, but unless buffer stages are used there is a marked interaction between the two "sections".

If the "earth plane" is left disconnected (equivalent to a "null" configuration with infinite resistance in the earth lead), the attenuation is reduced at high frequencies (Fig. 4). Thus, by changing the earth-lead arrangements by means of a 3-position switch (Fig. 5), three different responses are made available: low-pass, null, and top lift.

OSCILLATORS

At one frequency the phase shift through the line is 180° . It is therefore possible to use the line as the feedback element in a phase-shift oscillator (Fig. 6). A transistor with a high gain is required, especially at low frequencies, where the low terminating impedance at the base end of the line introduces an additional loss. (Measurements in a working low-frequency circuit showed $V_{in}/V_{out} \approx 100$).

The graph (Fig. 7), which plots frequency of oscillation for a given style of resistor (50×8 mm high stability carbon) against (frequency \times resistance) suggests that the frequency of oscillation may be predictable by "rule of thumb" except for high-resistance lines (over 2 megohms).

The frequency stability of these oscillators is not good, but they possess some virtues. The first, which is obvious from Fig. 6(a), is extreme economy of components. At low frequencies (high line resistance) the power drain is very low. At high frequencies, the oscillator is very tolerant of stray capacitance across the line terminations. Tests on a 1.3MHz oscillator made from a $4.7k\Omega$ (50×8 mm) resistor showed that in order to stop oscillation it was necessary to load the line with 450pF at the collector end or 1000pF at the base end. As the loading capacitance was increased from zero the frequency first increased then decreased, which indicates that there is one capacitance for which the frequency stability is highest.

ACCIDENTAL KELVIN CABLES?

The optimum conditions for oscillation seem to favour the resistance range of roughly a kilohm to a megohm. This embraces commonly used base-bias resistances. In micro-circuits, resistances made by thin-film or surface-modification techniques seem likely to act as Kelvin cables, since there is usually an earthed screen near at hand. One wonders if designers of integrated circuits have had trouble with amplifiers which turn out to be oscillators.

By the same token, the RC line, which is obviously easy to make in integrated-circuit form, seems a possible solution to the problem of making tuned circuits without inductors. A "null network" connected in a negative feedback path would produce a peaked frequency response, and so would a "low-pass" network in a positive feedback loop. If the dielectric layer were in the form of a voltage-variable capacitance, external tuning would be possible.

"Kelvin cables" are easy to make, and the associated circuits can be very simple. There are many more ways of using them than are described here. Treatment in "the literature" tends to be rich in highbrow mathematics and poor in practical circuits. They are therefore an attractive subject for amateur experimentation.

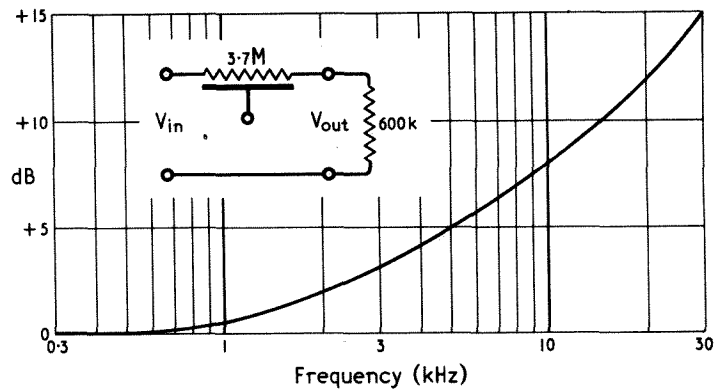


Fig. 4. Top-lift connection. When the "earth" is left off the response rises with frequency. The l.f. insertion loss depends on the resistance values.

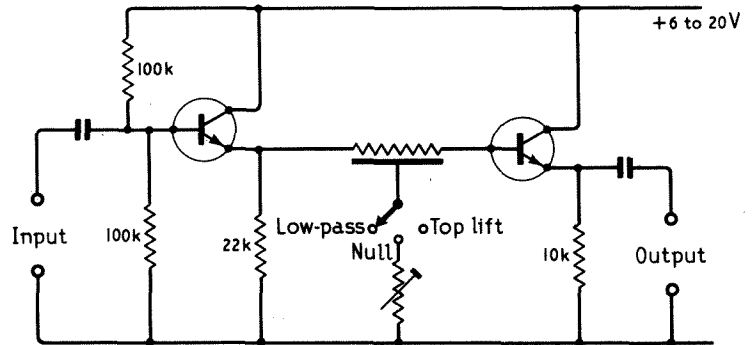


Fig. 5. Practical circuit giving low-pass, notch, and top-lift responses. Any good high-gain low level planar transistors (2N3707, BC109, BC168B, etc.) may be used.

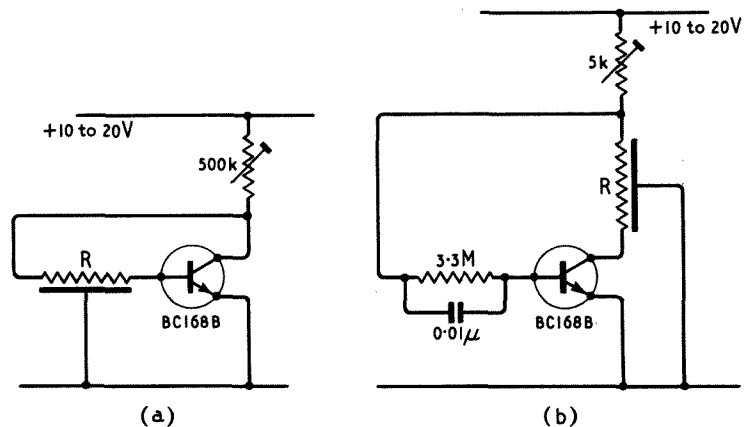
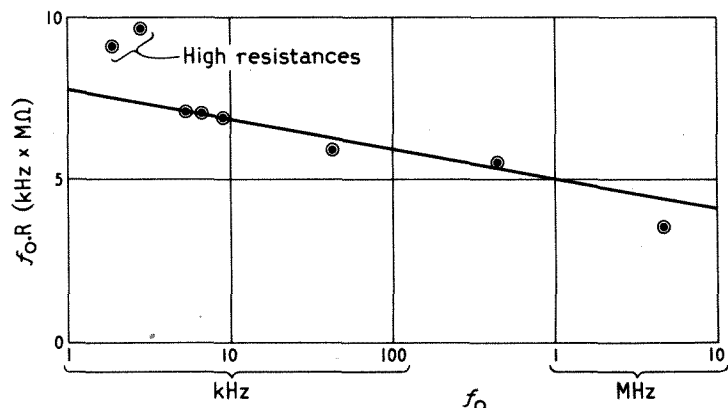


Fig. 6. Phase shift oscillators: (a) low-frequency, for R up to 5 M Ω ; (b) high-frequency, for R down to 1 k Ω .

Fig. 7. Resistance-frequency product for oscillators plotted against frequency of oscillation for one size of resistor (50×8 mm).



Letters to the Editor

The Editor does not necessarily endorse opinions expressed by his correspondents

Stereophonic Transmissions

STEREOPHONIC transmissions to the extent of about 25 hours weekly are now put out by the B.B.C. and the whole of this new service is devoted to minority interests of serious music listeners. Already no minority interest is so generously catered for as that of the serious music listener.

I believe the B.B.C. to be confusing the serious music listener with the high-fidelity enthusiast. High-fidelity enthusiasts are found from all musical interests but the greatest potential audience is without doubt the lighter music listener.

I cannot protest strongly enough at his flagrant misuse of licence money to satisfy such minority interests at the expense of all other high-fidelity enthusiasts.

Stereophonic time should now be divided proportionately between the various musical interests and a due proportion of time at weekends and in the evenings should be given to the more popular light music tastes and to the whole audience who are interested in stereo transmissions.

DAVID BAILEY

Longfield, Kent.

Future of European l.w. and m.w. Broadcasting

WITH the spread of v.h.f. broadcasting in many European countries and its obvious advantages of excellent audio quality and relative freedom from inter-station interference, it is to be hoped that eventually, the long- and medium-wave bands may become less chaotically congested than at present. The B.B.C.'s services in this country are merely one example of deterioration to an almost unacceptable level after nightfall and the l.w. band is now dominated by high power French-speaking "pop" stations that have "helped themselves" to these valuable channels.

Many of the unique characteristics of these bands, and especially the l.w. band, not possessed by v.h.f. are at present impossible to realize. Among the most valuable of these are:—

1. Generally reliable propagation over paths of 800-1,000 miles or more especially after darkness, providing an often excellent service for listeners outside the country of origin.

2. Relatively small effect of unfavourable geographical features on propagation.

3. Suitability for reception in moving vehicles.

4. Relative simplicity of circuitry and aerial required for reception.

In addition to these features, it is perhaps not generally recognized that very much better audio quality is available even with the present 9kHz channel spacing than at present available in a situation where most transmitters use very high levels of modulation and automatic compression in efforts to blast their way through the background.

The following factors might be considered in the reorganization of the l.f. and m.f. bands:

1. In highly populated countries with v.h.f. services, only a small number of high-power stations, situated near the centres of the populations they serve, would be necessary in the l.f. and m.f. bands. The services of these stations could be improved in isolated areas of high population if desired by synchronized medium-power stations at the h.f. end of the m.f. band.

2. These l.f. and m.f. services offer overwhelming advantages in: (a) large areas of low population where stable but low signal strength is adequate; (b) mountainous areas; and (c) less developed countries where v.h.f. has not yet spread widely.

Consideration of the numbers of transmitters required to provide two and often three separate networks for each country show that there are adequate channels in the bands concerned given an acceptable amount of sharing by geographically distant stations.

Even without v.h.f., which of course would continue to develop alongside the new services in most areas, reorganization such as outlined would certainly provide a better service for most countries and with a smaller number of stations because of decreased interference problems.

J. G. SILCOCK

Totnes,
S. Devon.

British-American Business Methods

MAY an American, who is as reluctant to admit an imperfection of the United States, as Mr. Ness, in his letter printed in the February issue, is loath "to be able to paint

the U.S.A. in a better light", remark that it was not the practice at least until late 1965 for the American mail-order houses to pay postage on parts ordered. In light of the ever rising mailing fees in the United States, it is most doubtful that this since has been changed.

Perhaps Mr. Ness was the recipient of the generosity of an American firm that wished to be particularly kind to an Englishman! If this indeed be the case, might not Mr. Ness paint with a less grudging brush?

RONALD KLETT

Loerrach,
W. Germany.

"Semiconductor Type Numbering"

IN the January edition of *Wireless World*, the article "Semiconductor Type Numbering" by Mr. T. D. Towers contained references to sources of information on semiconductor outlines.

I would like to point out that there is a British Standard on the outlines and dimensions of semiconductor devices (BS.3934) published in 1965, which Mr. Towers did not unfortunately mention. This standard includes outlines agreed by all the principal interested trade associations, the Post Office, and the Services, as well as those agreed by VASCA and mentioned in the article.

The scope of this Standard has been further increased by the recent publication of an addendum (No. 1: 1967).


PAUL SPINK

British Standards Institution,
London, W.1.

Home-constructed Colour Receiver

YOU may be interested in the accompanying photograph of my home-constructed colour television receiver based on a Mullard delay-line PAL circuit. It employs 15 valves, 26 transistors, 45 diodes and an R.C.A. 25-in. tube. The only sections not home-made are the u.h.f. tuner and the sound and vision i.f. strip from a monochrome set. Plessey scanning and convergence units, line output transformer and voltage multiplier unit are

Mr. Berney's colour television set



used. With a 21-element Belling & Lee aerial, mast-head amplifier and two other transistor boosters the receiver is giving good results 54 miles from the Wenvoe transmitter which radiates on Channel 51.

P. BERNEY

Malmesbury, Wilts.

“Demonstrating Rectifier Action”

IN my article “Demonstrating rectifier action in slow motion” (February 1968) two words were omitted from the fourth paragraph, which may cause some confusion. The third sentence should read:—“Eventually the circuit will reach a state of equilibrium where in each cycle the charge flowing into C_1 through D_1 is equal to that flowing out of C_1 through R_1 ”.

Readers may be interested in another application of the circuit. In stage three, after the steady-state has been reached, switch off the oscillator and observe that it takes some considerable time for the 2000 μF capacitor to discharge through R_1 . Now switch on the oscillator and set the output control of the oscillator to give, say, a peak value of 0.5 V. Wait for the steady-state to be reached. Now adjust the output control of the oscillator, above and below the 0.5 V setting, making the adjustment very slowly: the mean value of current through R_1 should be seen to vary in sympathy with the peak value shown on the voltmeter V_1 . If the rate of adjustment is too high, it can be seen that the capacitor cannot discharge rapidly enough to enable the mean current through R_1 to follow the variation of the peak voltage shown on V_1 , when the peak value is decreasing. This illustrates “negative peak clipping” in detector circuits when a modulated wave is being rectified.

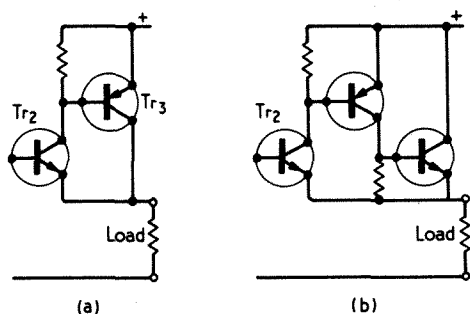
THOMAS PALMER

Kew, Surrey.

Semi-stabilized D.C. Supply

MR. G. W. SHORT goes astray in his philosophy as expressed in his letter in the February issue. The Darlington compound pair, Tr_2 and Tr_3 , will compare quite effectively the output voltage at the emitter of Tr_3 with the secondary reference voltage at the base of Tr_2 and apply correction for a fall (say) in output voltage by increasing the current supplied to load. The “dead reckoning” part of the circuit compensates for the imperfections left by this very simple and rather low-gain closed-loop stabilizer.

The performance of the closed-loop part of the stabilizer will be improved if the effective internal gain is increased. This can be done at little or no expense by using instead of a Darlington pair the “enhanced” emitter-follower arrangement, Fig. (a). Briefly the advantage is that the error voltage is now only the ΔV_{BE} required by Tr_2 instead of the sum of the voltages required by Tr_2 and Tr_3 . Further improvement could be had by using a triple, Fig. (b). This gives increased internal



Mr. Good's suggested improvements

gain because a smaller fractional change in I_c is needed in Tr_2 for a given change in load current.

The advantage of improving the closed-loop part of the stabilizer should be that the dead-reckoning part will have less work to do, and so will need less accurate adjustment.

In Mr. Short's revised circuit the current-sensing resistors for overload protection are placed between the secondary reference voltage (across C_1) and the load voltage (across C_2). It seems likely, therefore, that the dead-reckoning action effected by R_4 will have to do more work in compensating for voltage drop across R_{10} and R_{11} , than in compensating for non-infinite gain in Tr_2 , Tr_3 . It would probably be better, therefore, to put R_{10} and R_{11} in the position of the lamp in Mr. Short's original circuit (W.W. October 1967, p.482) and arrange the associated transistor to shut down the voltage across D_1 and R_4 when overload occurs.

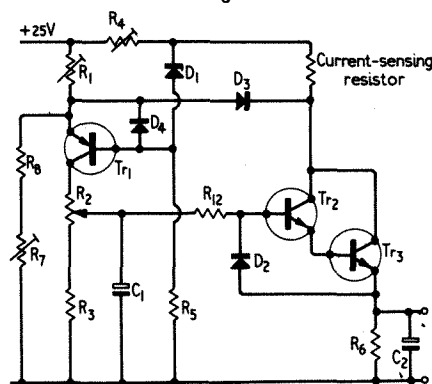
E. F. GOOD

Malvern,
Worcs.

I SHOULD like to suggest an alternative current-limiting circuit for Mr. Short's “semi-stabilized” d.c. supply (October 1967, p.482 and February 1968, p.691).

The current-sensing resistor is placed in series with the collector supply of Tr_2 and Tr_3 , and a small junction diode, D_3 , is connected from the lower end of this resistor to the emitter of Tr_1 . The diode is normally reverse-biased, but conducts when the p.d. across R_4 and the sensing resistor exceeds that across R_1 . When this happens, the voltage on Tr_1 emitter reduces, causing a reduction in collector current and hence a fall in output voltage. The load current is therefore limited

Mr. Smith's current-limiting circuit



to that value which will produce this p.d. across R_4 and the sensing resistor.

The value of the sensing resistor is given approximately by the Zener voltage divided by the required current limit. Values obtained empirically were 25 ohms for a useful limit of 300 mA and 12.5 ohms for a useful limit of 600 mA.

A worthwhile precaution when using this method of current-limiting is the inclusion of another diode, D_4 , connected as shown. In the event of a short circuit suddenly applied to the output terminals, there will be a slight delay in the operation of the limiting circuit, due to the charge on C_1 , which has to leak away before the output can fall to zero. The extra diode prevents reverse-biasing of Tr_1 base-emitter junction. Alternatively, reverse-biasing may be allowed to occur, and any consequent Zener current may be limited by a resistor in the base lead of Tr_1 .

Mr. Short's circuit has the advantage of a slightly faster limiting action at higher output voltage settings (when the slider of R_2 is at the top end) due to the additional discharge path for C_1 provided by the transistor.

K. R. SMITH

Kingston College of
Further Education,
Kingston,
Surrey.

IT is gratifying to see so many ideas for improving the performance of my simple stabilizer, and without over-complicating the circuitry.

Mr. Good is, of course, quite right; I should have made it clear, when referring to “dead reckoning”, that the part of the circuit involved here is the load-current compensating system, not the compound emitter-follower, which does indeed compare the secondary reference voltage with the output voltage.

In an emitter-follower circuit, the output voltage is the input voltage (the secondary reference voltage in the present case) less the base-emitter voltage drop. (In a Darlington pair, the sum of the two base-emitter drops.) These V_{BE} drops vary with load current, spoiling the regulation. In a high-current stabilizer, with an output of an ampere or more, the V_{BE} variation from no load to full load can easily be as much as 1 V. Hence the need for load-current compensation. My simple method is essentially an attempt to compensate a non-linear effect by a linear one and so cannot do more than achieve a good compromise. It is conceivable that by involving a diode in the determination of the compensation a more accurate form of dead reckoning may be obtained. However, now that Mr. Good has shown how one of the V_{BE} variations may be removed from the scene of action and the loop gain increased the simple resistance method should be good enough for most purposes.

Mr. Smith's neat and economical current-limiting arrangement takes care of Mr. Good's other point by putting the current-sensing resistance in the positive line out of harm's way.

G. W. SHORT

Croydon.

Microvolt-Nanoammeter

A RECENT letter from a reader has brought to light an error in the components list of my microvolt-nanoammeter article, which appeared in the May 1967 issue of *Wireless World*. The mistake is mine, and I apologize for any inconvenience it may have caused. In the list, R_{20} should be given as 4.7 kilohms, not 10 kilohms.

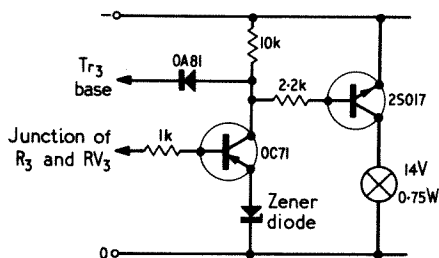
D. BOLLEN

Devon.

Model Motor Speed Control

IN his article entitled "Speed Control for D.C. Model Motors" (September issue) Mr. Butterworth uses a fuse for short-circuit protection. As this fuse is expected to rupture at each overload, and as the controller might be used by a child, it is foreseeable that replacing fuses could become expensive, if not just inconvenient.

For these reasons I devised a circuit to provide automatic overload protection and, with a little elaboration, visible indication of the overload. In the circuit shown here, when



Mr. Hubbard's overload protection circuit

the maximum current is reached the potential developed across R_3 (in Mr. Butterworth's circuit) causes the OC71 and the Zener diode to conduct. In turn, the OA81 conducts and via Tr_3 and Tr_4 the drive to the bridge circuit is reduced. The factor which decides the maximum current is the Zener voltage of the diode. It would seem that a silicon transistor would be better for the lamp driver as it is more easily turned off and has low leakage. The transistor types are otherwise un-critical. The operation of the indicator drive circuit is too simple for words.

R. P. HUBBARD

Guildford,
Surrey.

"Pin-board Construction"

IN case readers were puzzled by an un-heralded reference to "terminal blocks" in the first paragraph of my article (February, p.699), it should perhaps be explained that the original text contained an earlier passage which described how, as a first attempt at making a breadboard type of construction for beginners, bits of "chocolate block" screw-down terminal strip were screwed to a wooden baseboard. This avoids the need for soldering, but it was soon abandoned because of its inflexibility: the straight lines of terminals on

the blocks force one to rearrange the circuit layout, which then moves further and further from any correspondence with the circuit diagram. This psychological difficulty, in addition to the physical limitations mentioned in the article, make it unsuitable for a beginner.

I do not yet know what is the ideal base material. Softwood has the advantage that pins can be inserted with the help of pliers, without hammering. (Special tools for pushing small carpentry pins or nails into wood can now be bought at do-it-yourself shops.) The main disadvantage of wood is its finite resistance, which can lead to mains hum in some types of circuit. Hardboard is cheaper, but unless the pins are inserted firmly they tend to work loose. (Particle board is even worse; soldering the pins melts the resin which binds the particles together.) What is needed is some uniform non-hygroscopic board soft enough to enable pins to be inserted without hammering but still able to hold them firmly. It should also be cheap! Perhaps some reader knows the answer.

There is an error in Fig. 5. The 22k resistor should not be connected to the negative rail. In constructing the receiver, the ME101 transistors should be placed upside down on the breadboard; this makes their leads conform to the theoretical diagram (Fig. 1). Incidentally, this transistor has now been renamed HK101.

G. W. SHORT

Croydon

Transistor is Twenty Years Old

TWENTY years ago the transistor was invented at Bell Telephone Laboratories, U.S.A. *Wireless World* reported the event in the October 1948 issue ("Amplifying Crystal"), stating that John Bardeen, Walter Brattain and William Shockley had demonstrated that a small piece of germanium could be utilized to obtain power amplification of about 20 dB. In 1956, these three scientists were awarded a Nobel Prize for the discovery of the effect.

Not only is the transistor one of the great inventions of the twentieth century, but it has led to a host of advances in other scientific fields. For instance, zone refining, invented to purify transistor materials, has made available ultra-pure materials for all kinds of technical and scientific purposes. The increased interest in the properties of solids has led to other quantum electronic devices, such as lasers, light amplifiers and light modulators. The study of surface properties of materials, extremely important to transistor technology, has progressed to a point where active atoms can be detected in single layers in 1 p.p.m. concentrations.

At Bell Labs basic research on materials and on fundamental physical phenomena had been encouraged in the hope of obtaining new

knowledge that might be useful for better communications equipment. One promising field was research into semi-conductor materials. In 1940, a modest research effort was begun, but it was interrupted by the second world war. After the war, Bardeen, Brattain, and Shockley were among many scientists who turned to full-time work on semiconductor research.

Investigations were centred on the two simplest semiconductors, germanium and silicon. Experiments led to new theories. For example, Shockley proposed an idea for a semiconductor amplifier that would critically test a particular theory. The actual device proved to have far less amplification than had been predicted. Bardeen then suggested a revision of the theory that would explain why the device would not work and why previous experiments had not been accurately foretold by the older theory. In fresh experiments designed to test the new theory, Bardeen and Brattain discovered an entirely new physical phenomenon—the transistor effect.

The initial patent on the transistor was held by Brattain and Bardeen. The device described was a point-contact type, the transistor effect being produced by two pointed metal contacts on the surface of the germanium semiconductor material. When a small positive potential was applied to one of the contacts, holes flowed into the germanium surface, greatly increasing the flow of current from the germanium to the other point, which was negatively biased. Shockley patented the junction transistor in 1948.

Through the years, there were developed new types of junction transistors that performed better and were easier to construct. In the early 1950s work in the U.S.A. led to a commercial process for making germanium transistors by alloying techniques. Further impetus to the growing transistor industry was given in 1954 by the development of diffusion and oxide masking techniques for making p-n junctions. The immediate product of this and the zone refining technique mentioned above was the diffused-base, high frequency transistor—a device that could be mass produced at low cost. In the same year, 1954, Texas was the first company to devise a method of making silicon transistors on a commercial scale.

Another important innovation, made by the Fairchild Semiconductor Company in 1960, was the planar geometry for the junction transistor, which was based on the earlier oxide masking and diffusion techniques. During the same year the epitaxial transistor was developed at Bell, further improving performance and lowering costs. Many other devices have been derived from the transistor, each having its special capabilities. Among them are devices for handling high power, generating microwaves, and detecting extremely weak signals at optical and microwave frequencies.

It was the basic transistor technology, of course, that led eventually to the development of integrated circuits and to their latest manifestation, large-scale integration. On page 6 of this issue there is a picture comparing the first transistor with a recent integrated circuit, and this shows just how far the technology has come in 20 years.

Letter from America

ONE of the most influential magazines catering for the American teenager is *Seventeen* and this magazine recently took a poll of the home entertainment habits of its readers. The results show that more than 12 million girls between the ages of 13 and 19 spend a quarter of their time listening to radio, TV, discs or tape. Not surprising perhaps—but here is a startling fact; *no less than 22% own their own tape recorders*—three times the national average! One reason is that tape recorders (and video systems too for that matter) are commonly used in the schools so children get used to them. As the editor of a trade journal put it, "Mother may be uninterested in the tape recorder—or even slightly afraid of it—but daughter has no such fear." These days tape recorders of one kind or another are used for all sorts of things but I must confess I would not have thought of sending in my tax returns on tape! But 450 business taxpayers *did* send their returns to Washington this way and it is perfectly legal! Let's hope there are no print-through problems!

ACCORDING to another poll—a national one—more than 35% of American homes have at least two television sets. Of course, one of the reasons is that the old faithful black-and-white set is relegated to the kitchen or children's room when the new colour set is installed. Incidentally, the last available figures indicate that 23% of all TV homes had colour sets. By the time this "Letter" appears in print the figure will be in the region of 30%, or a total of 16,000,000. One of the problems of colour television is the possibility of X-ray radiation and this has caused a lot of controversy during the past year or so. The maximum safe figure generally accepted is 0.5 millirontgen per hour (mR/h). According to a recent report by a consumers' organization two of 12 different makes tested exceeded this figure when the a.c. mains input voltage was increased to 125 volts—which could be encountered in some circumstances. One set had twice the limit from the top and the other four times the limit from the back. Measurements were taken at a distance of 2 inches and it was pointed out that the radiation would decrease rapidly with distance and even at four times the stipulated maximum the radiation at 6 feet would be negligible. However, the offending sets ended up in the "not acceptable" class at the bottom of the page! The truth is, not enough is really known about the effects of radiation and the official position is a little obscure at the present time. The Federal Government has a committee examining the current standards and at the same time another agency, the U.S. Public Health Service in conjunction with the Electronic Industries Association is also conducting an investigation. As a matter of interest, one Public Health test found that a shunt regulator valve in a GE television set could produce downward radiations. This was promptly corrected by GE, but similar valves are

used by other manufacturers. If the above mentioned authorities come up with new official standards they will have to be applied to microwave ovens, klystrons, linear accelerators and laser equipment—all potentially more harmful than TV receivers. In my opinion, the programmes themselves—or, at least, some of them—are infinitely more harmful than possible X-ray radiation! But that is another story. . . . To be honest, American television can be extremely good in terms of programme content, presentation and sheer technical brilliance. But the bad programmes are almost unbelievable; they are banal, trivial, rubbishy to the *n*th degree. As one TV executive said "the purpose of TV is to sell", so I suppose the moronic offerings must do just that!

ONE of the most notable advances in magnetic tape recording is the invention of chromium oxide coated tapes by Du Pont of Wilmington, Delaware. These tapes, named Crolyn, use conventional Mylar polyester base with specially de-

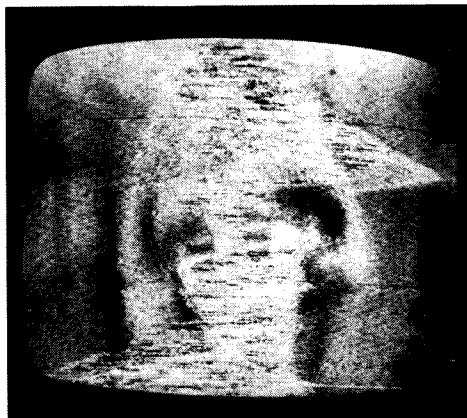


Fig. 1. Picture recorded on an iron oxide tape.



Fig. 2. Improved picture from a chromium oxide tape.

veloped binders. Chromium dioxide is the only known ferromagnetic oxide and it has a much higher magnetic moment per unit than iron oxide so the signal output is higher for the same degree of resolution. Alternatively, the resolution is better for a given level of output. So in practice, slower operating speeds can be used without loss of signal quality and a greater bandwidth can be achieved at normal recording speeds. Spectacular increases in signal-to-noise ratios (up to 20dB) are claimed. In video recorders the picture quality is really determined by the tape itself and the improvement with Crolyn is dramatic. A picture (Fig. 1) from an iron oxide tape played through a video recorder at half speed ($3\frac{3}{4}$ i.p.s.) shows the effects of inadequate h.f. response and poor signal to noise. Fig. 2 shows a picture played through the same recorder at half speed using Crolyn. In the computer and instrumentation fields Crolyn can also offer worthwhile advantages such as better efficiency, improved linearity and so on. How about audio applications? Well, Du Pont say that the standard tape is not suitable for ordinary recorders and they have no immediate plans to market a modified type. On the other hand, there are firm reports of an agreement with Sony which could involve audio tape; moreover a small firm, Gauss Electrophysics, demonstrated a tape recorder using Crolyn at the Audio Engineering Society's show last October. Another significant advance comes from a Professor Meyers of Madison College who has invented a process for using both sides of the tape. This involves placing a ferrite material between the two sides to act as a barrier.

THE latest figures indicate that production of i.c.s is going up by leaps and bounds. As an example, sales of digital i.c.s have increased by 123% over last year's and prices have come tumbling down. Some months ago, Texas Instruments introduced a line of hybrid i.c.s including a complete television f.m. sound system module equivalent to 30 components all packed in a unit smaller than a sixpence. Similar systems are now marketed by RCA, Motorola and others using different techniques and various kinds of package. Motorola have just introduced a range of miniature plastic transistors so small that 144 could fit on a $2\frac{1}{2}$ inch printed circuit board. They are actually one-tenth the size of ordinary transistors and naturally they are ideal for hearing aids or possibly for pre-amplifiers that could be mounted in pickup arms or cartridges.

A NEW development by Intelectron called "neural hearing" may bring new hope to the deaf. What is neural hearing? As its name implies, it is a method of activating the nerves directly; in other words bypassing the ears. It works like this: a modulated r.f. generator is coupled to the head via electrodes so that the head becomes in effect the dielectric of a capacitor. Signals are picked up by the cochlea which converts electrical signals into mechanical ones. It is not certain just how it does this because it is a reversal of its normal function. However, the fact remains the signals are demodulated and the efficiency is quite high. The frequencies used are in the 30 to 100 kHz band. The device is the outcome of government pressure to evolve communication systems that will function under conditions of extreme ambient noise; i.e., in helicopters and tanks. Very little is known about the long-term effects on the nerves and much work has to be done before neural hearing moves out of the lab.

ANOTHER audio magazine, called *dB*, has just made its appearance here. The editor is Larry Zide, who was formerly associated with *Audio*, and he tells me that any British engineer who is professionally engaged in the audio field can have a free copy. The address is *dB*, Sagamore Publishing Co., Inc., 980 Old Country Road, Plainview, L.I., New York 11803, America.

G. W. TILLET

Time-Controlled Combination Lock

By J. F. C. Johnson, A.M.I.E.R.E., A.M.I.R.E.E.(Aust.)

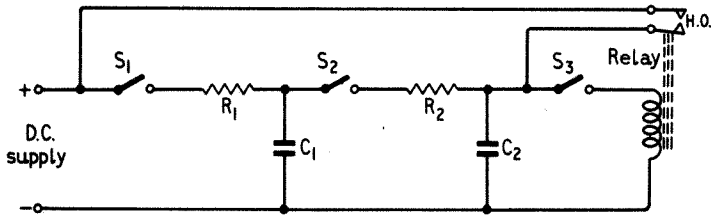
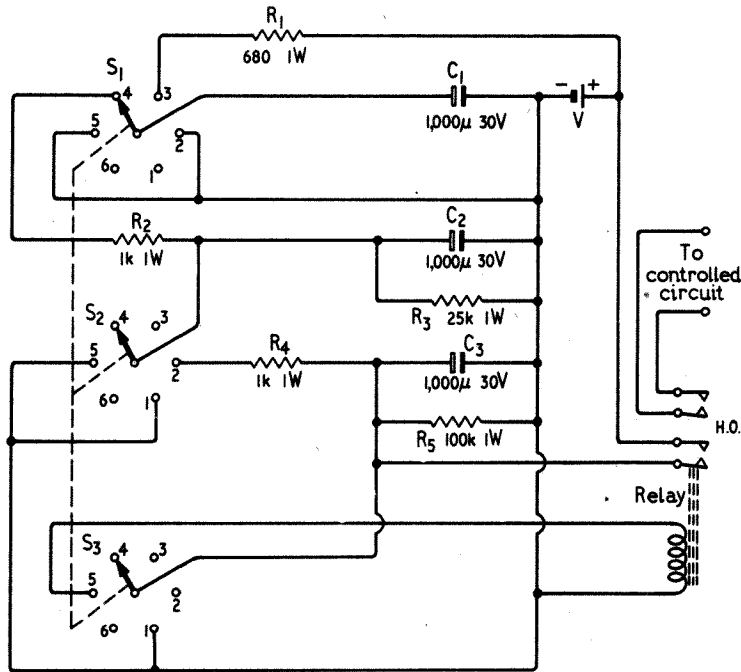


Fig 1. A simplified circuit diagram illustrating the principle involved.

Fig 2. Complete circuit diagram. The relay would normally be employed to actuate a solenoid operated bolt.



J. F. C. Johnson attended an officers' electronic engineering course at the R.E.M.E. Training Centre, Arborfield, Berks, in 1956 after completing his studies in New Zealand. On his return in 1959 he served in various New Zealand Army technical appointments with the rank of captain. In 1965 he joined the staff of the Central Institute of Technology in Petone, North Island, where he is a tutor in radio technology. Mr. Johnson operates an amateur station with the call sign ZL2AMJ.

SEVERAL designs for electrically operated locks have already been published, all have used more than one switch and in some cases more than one relay. The design presented here requires one switch (triple-bank) resulting in only one knob being visible and accessible. The original model employed an eleven-position switch with the end stops removed allowing 360 degrees of rotation and a total of 12 possible positions. Only four of these are used for the actual switching, some being used more than once. The knob must be moved a total of eleven times before the relay controlling the lock will operate. To release the relay the knob is simply moved off this eleventh position and the complete operating sequence must then be repeated again if the relay is to be re-energized.

Not only must the switch be set to eleven different settings in the correct sequence but the timing of the switching is important. The switch must rest in each position for about four seconds before moving to the next. Any longer delay in switching and the relay will not operate. Faster switching and the relay will not operate. As there are 12 switch positions available, the number of combinations possible must reach astronomical figures. The possibility of its operation by those who do not know the combination seems remote indeed. The number of settings, the sequence, and the timing can all be adjusted to suit individual requirements, the model described here is only one of many possible variations.

A simplified diagram to explain the principle of operation is shown in Fig 1. If S_1 is closed, C_1 will charge to a voltage equal to the supply voltage in a time determined by the value of R_1 and C_1 . If S_1 is released, C_1 will retain its charge. Closing S_2 will cause the charge on C_1 to distribute between C_1 and C_2 . C_2 will charge to some voltage determined by the relative capacities of C_1 and C_2 , and the time taken to reach this voltage will be determined by the value of R_2 . If S_2 is now released, C_2 will retain its charge. If S_3 is now closed, C_2 will discharge through the relay causing it to operate. Once the relay contacts close, the relay will hold in the operated position, the d.c. supply now being fed to the relay via the relay contact and S_3 . The relay can be released by opening S_3 . The practical lock is produced by making S_1 , S_2 and S_3 separate banks on a wafer switch and by carefully choosing the supply voltage so that repeated operations of S_1 and S_2 are necessary to build up sufficient charge on C_2 to operate the relay.

Fig 2. shows the complete practical circuit, only six of the twelve switch positions are shown in the interest of clarity. S_1 , S_2 and S_3 are ganged together and form the only control. V is the supply voltage which is chosen to be about 1.5 times the minimum operating voltage of the relay. C_1 is the first capacitor in the chain and it charges to full supply voltage when S_1 is in position 3. The time taken to reach full charge is approximately $5C_1R_1$ or 3.5 seconds. Part of the charge on C_1 is transferred to C_2 (about half the supply voltage in a few seconds) when S_1 is placed in position 4. By repeating this complete operation immediately, the charge on C_2 can be increased to three-quarters of the supply voltage. Neglect R_3 for the moment.

If S_2 is now put in position 2, part of the charge on C_2 is transferred to C_3 which charges to approximately three-eighths of the supply voltage. As this is insufficient to operate the relay, the entire sequence so far must be repeated, the charge on C_3 being finally raised to about three-quarters of the supply voltage. Neglect R_5 for the moment.

The final step is to switch S_3 to position 5. C_3 now discharges through the relay which closes and is held closed by the hold-on contact.

To release the relay move S_3 off position 5. C_3 has been charged to full supply voltage via the hold-on contacts and it now discharges via R_3 . Without R_3 , C_3 would retain its charge and could operate the relay if S_3 was moved back to position 5 without the switching sequence having to be followed.

R_3 is added to discharge C_2 to ensure that the switching sequence must be made allowing only four seconds on each switch position. Any longer delay and the charge on C_2 cannot be built up to a high enough value to ensure eventual relay operation.

TABLE 1

Sequence No.	Switch Position No.	Circuit action	Approx. waiting time
1	3	C_1 charges	4 Secs.
2	4	C_1 discharges, C_2 charges	4 "
3	3	C_1 charges	2 "
4	4	C_1 discharges, C_2 charges	2 "
5	2	C_1 discharges, C_2 discharges, C_3 charges	4 "
6	3	A repeat of sequences 1 to 5 inclusive.	4 "
7	4		4 "
8	3		2 "
9	4		2 "
10	2		4 "
11	5	C_1 & C_2 shorted, C_3 discharges through relay. Relay operates.	—
Total time required			32 Secs.

The complete sequence of events is shown in Table 1. Slight changes in sequence are possible (e.g. positions 3,4,2,3,4,2, etc. instead of 3,4,3,4,2, etc.) but from measurements taken it was found that these do not give such a fast charge build-up on C_3 as the sequence quoted.

Moving the switch from position 2 to position 5 must be done in an anticlockwise direction otherwise C_3 discharges via S_3 position 1. Similar safeguards exist on other banks to prevent possible "round and round" switch operation from operating the relay. Note too that in position 2, C_1 is completely discharged, ensuring that the full four-second charging time is required on position 3.

When the lock is not in use, the only drain on the supply that can occur is when the switch is in position 3. The current flow is the leakage current of C_1 which should be negligible. The supply voltage can be obtained from a battery or from mains supply via a transformer and a single diode rectifier. The supply voltage terminals should be connected to two inconspicuous "screws" or other accessible devices so that if the internal battery or the mains supply should fail, the lock can still be operated from an external source.

REFERENCES

1. A Combination Lock, V. J. Phillips. *Wireless World*, September 1962, P. 441.
2. Letters to the Editor, K. G. Harland. *Wireless World*, November 1962, P. 544.
3. The Electrolock, Murray E. Coultres. *Popular Electronics*, January 1966, P. 60.
4. A Sequence-operated Lock, Gordon L. Anderson. *Popular Electronics*, January 1967, P. 73.

Literature Received

A 14-page handbook on **time codes** has been made available by the Marketing Dept., Timing and Special Products Group, Systron-Donner Corporation, 888 Galindo Street, Concord, California, 94520. Called "Handbook on Precision Time Code Generation, Synchronisation and Tape Search Systems", it describes the four principal areas of a time code system: the time code generation, time code synchronization, tape search and editing, and code formats. It illustrates various systems with block diagrams and gives complete pictorial description of eight different IRIG and NASA time codes.

W.W. 330 for further details

The **Gastometer** is an instrument for medical applications and is described in a leaflet received from Beaumaris Electronics Ltd., Beaumaris, Anglesey. The instrument is of value in the differential diagnosis of the origin of facial palsies. It can be used to recognize damage of the chorda tympani following operations on the internal auditory canal. Several other applications are also possible.

W.W. 331 for further details

The **biasing of field effect transistors** for zero temperature coefficient is discussed in Ferranti application note No. 33 from Ferranti Ltd., Gem Mill, Chadderton, Oldham.

W.W. 332 for further details

A leaflet describing a range of **loose-wound precision resistors** is available from Alma Components Ltd., Park Road, Diss, Norfolk. The loose-winding technique allows the wire to expand and contract freely during heating and cooling, providing better long-term stability.

W.W. 333 for further details

Improved versions of the **series BTR voltage stabilizers** from Claude Lyons with lower distortion and higher stabilization accuracy without a price increase are described in a brochure which is now available. Claude Lyons Ltd., Valley Works, Hoddesdon, Herts.

W.W. 334 for further details

Received from Wallis Hursant Electrotech Ltd., Central Way, Feltham, Middlesex, a brochure describing their range of **high voltage power supplies** and e.h.t. voltmeters. Power supplies are available with outputs variable between 0 and 150 kV and meters with f.s.ds of up to 100 kV.

W.W. 335 for further details

Application note No. 32 from Ferranti describes a **d.c. amplifier** capable of providing 1 kW into a 10- Ω load. The amplifier operates on the class D principle and has a power gain of approximately 54 dB. Ferranti, Gem Mill, Chadderton, Oldham.

W.W. 336 for further details

A solid state **variable a.c. power controller** is the subject of the Claude Lyons leaflet QA-15M. A brief technical description includes applications, construction, and specification. Claude Lyons Ltd., Valley Works, Hoddesdon, Herts.

W.W. 337 for further details

Simple Optical Experiments with Ferranti GP Series Laser includes a demonstration of Doppler shift using a Michelson interferometer, a demonstration of Fresnel diffraction patterns, and determination of wavelength using an engineer's rule. This 22-page handbook is, in fact, intended as a guide to simple experiments using a laser for the demonstration and explanation of optical principles and phenomena. The experiments will be of interest to teachers instructing classes in A level physics. Ferranti Ltd., Kings Cross Road, Dundee.

W.W. 338 for further details

The **Electronic Services Division of S.T.C.**, Edinburgh Way, Harlow, Essex, have produced a 230-page "new stock lines supplement" to their 1966/67 catalogue.

W.W. 339 for further details

A two-page leaflet on **sound control** and associated systems has been published by Rank Audio Visual Ltd. It explains in detail the use of Rank sound control systems in schools, public halls, clubs, lecture theatres and hotels. Leaflet No. is Sfb (64), Rank Audio Visual Ltd., Woodger Road, Shepherd's Bush, London, W.12.

W.W. 340 for further details

Micronotes for Sept./Oct. 1967, No. 3, Vol. 5, discusses the design of high-power microwave windows. Described colloquially as "poker chip" or "pill box" windows, they usually consist of a single thin disc of alumina, sapphire, beryllium oxide or quartz mounted in a short section of circular waveguide. Microwave Associates Inc., Burlington, Massachusetts.

W.W. 341 for further details

A data sheet on the **Spectra-Physics (U.S.A.) 130C gas laser** has been received from Claude Lyons Ltd., Valley Works, Hoddesdon, Herts. It gives a full technical specification on this self-contained continuous-wave, helium-neon laser, which is intended for applications requiring a moderate amount of power (optical test and alignment polarity, demonstrations of coherent light properties).

W.W. 342 for further details

The R.C.A. **Select-A-Lesson teaching machine** is described in a brochure from R.C.A. Instructional Electronics. The publication entitled R.C.A. Select-A-Lesson is available from R.C.A. International Marketing, S.A., 118 Rue du Rhone, Geneva, Switzerland.

W.W. 343 for further details

Duplexer devices from the English Electric Valve Co. Ltd., Chelmsford, Essex, are described in a new booklet issued by them. S & X band TR cells, protector cells, waveguide switches, TR limiters, TB cells and pre-TR cells are covered. Unusually the products are photographed against a scale grid background. A list of U.K. stockists and overseas agents is also given.

W.W. 344 for further details

Technical Notebook

Holographic Memory Process

THE idea that memory in humans and animals might function in a manner analogous to the storage of optical information on holograms was one of the subjects discussed at a Royal Society meeting on the logical analysis of cerebral functions held in London in February. In conventional photography there is a one-to-one correspondence between points on the object and grains on the plate. As a result, the object can be recalled by illuminating the plate in an arbitrary fashion, but loss of part of the plate results in complete loss of information about part of the object. In holography, on the other hand, the correspondence is many-to-many, so that each piece of the plate contains information about the appearance of the whole object, but this information can only be recovered by illuminating the plate in a very special way. It has already been suggested that certain types of composite stimulus may be memorized in a holographic rather than a photographic manner. Professor H. C. Longuet-Higgins pointed out that not only spatial but temporal patterns could be stored and retrieved in a many-to-many fashion—frequency analysis being a simple special case. If the memorization of temporal sequences did involve “holophonic” as opposed to “gramphonic” principles, then not only would some familiar perceptual phenomena be naturally explained, but those parts of the brain which held the memories in question should exhibit periodic behavioural properties, and these might be directly accessible to study by neurophysiologists.


Transducer for Cardiac Research

ORIGINALLY developed for measuring pressures on flight model wind tunnel tests by N.A.S.A., Washington, U.S.A., a diaphragm type capacitive transducer has been produced that shows promise of being extremely useful in cardiac research. The smallest of the transducer probes is less than 1.27mm (0.05 inch) in diameter, can easily be introduced into an artery using a standard 17 gauge thin-wall hypodermic needle and then manoeuvred into the heart on the end of a thin flexible tube. Measurements can then be made inside the heart without disturbing

the blood flow. It is thought that it may be particularly useful in treating babies because of its small size. The transducer cells are made in several sizes; for instance, a cell 1.4 mm in diameter consists of a cell diaphragm 1.4 mm across and 0.0026 mm thick separated by an air gap of 0.005 mm from a film of platinum deposited on to a glass core. A central metal tube in the cell provides an electrical connection to the platinum film and allows the passage of reference air to the capacitor air space. This air reaches the device via a small diameter plastic tube contained in the centre of the interconnecting cable. The cell is linear within 1 per cent from 0 to 26.7 kN/m² (200 mmHg). The electronic system connected to the transducer via the catheter consists of a capacitance bridge excited by a 100 kHz oscillator, a low noise amplifier and appropriate demodulator producing an analogue signal for a recorder or an oscilloscope. It is hoped to connect the transducer directly to a miniature radio transmitter so that the patient under observation can have complete freedom of movement.

Integrated Microwave Circuits

FOR operation at microwave frequencies, active semiconductor devices must have extremely small junctions, and a typical junction area would be of the order of 10-100 μm^2 . Until recently junctions of this size could only be made by chemical etching or whisker contacting techniques (as in point-



contact diodes). Such methods, although providing suitable electrical characteristics, cannot, of course, be used in the manufacture of monolithic or hybrid integrated circuits. At an I.E.E. colloquium on microwave integrated circuits, C.A.P. Foxell of Associated Semiconductor Manufacturers, said that progress in planar technology had now advanced sufficiently to allow small enough active areas to be produced directly in the semiconductor. It was now possible to produce a large range of microwave devices in monolithic form or in chip form for hybrid circuits.

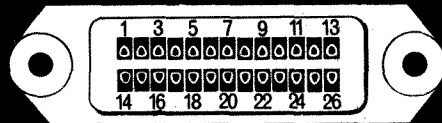
An example of A.S.M.'s experimental work on planar integrated microwave circuits, due to be shown at the forthcoming Physics Exhibition (Alexandra Palace, London, 11-14 March), is an X-band microwave receiver. The box shown in the photograph contains an r.f. front end using a Schottky diode balanced mixer driven by a Gunn-effect oscillator. It also contains a head amplifier for the 50-MHz i.f. The waveguide circuit is constructed in microstrip lines, formed by 0.5-mm wide gold film conductors on an insulating substrate 0.5 mm thick. The mixer and the oscillator, both gallium arsenide, are separate devices, and are bonded to the microstrip conductors in the manner of semiconductor chips in hybrid i.c.s. The mixer is encapsulated in ceramic in l.i.d. (leadless inverted device) form, while the oscillator is in a standard diode package. (A.S.M. say that the two devices could be integrated on a single substrate measuring 27 mm x 15 mm.) The noise figure for the front end is approximately 9 dB.

Error Computation in Colour TV

THE addition of colour to television increases the number of signal parameters* that can go wrong and the number of sub-systems in the television chain where they can go wrong. There are overall tolerances which must not be exceeded too often if colour picture quality is not to fall below a given subjective criterion.

Dr. R. D. A. Maurice (B.B.C. Research Department) has pointed out the advantages of using the mathematical process of convolution to obtain a meaningful and unambiguous value for the overall error that can occur in a parameter throughout the television chain. This is a matter of combining statistically the error probability distributions of the individual parts of the chain (and Maurice suggests the temporary use of rectangular, rather than Gaussian, distributions until television engineers are able to produce statistically valid performance figures for their equipments). The result can be used to produce a curve showing the cumulative probability of occurrence of overall errors from the whole television chain. From this it should be possible for a receiver manufacturer to decide, for example, whether a particular design of television set was a commercial proposition or not.

*For example, chrominance signal differential phase and differential gain; chrominance-to-luminance amplitude ratio; chrominance-to-luminance timing errors.





This is the size of the big development in connectors!

This miniaturised version of the famous McMurdo Red range provides 26 connections - two more than any other connector of comparable size - plus improved reliability. Only a quarter the size of the Red range, the entire REDETTE range has 16, 26, 38 and 52 way versions. Now available. Moulded in D.A.P., with hard gold-plated contacts. Current rating 3 amps per contact, contact resistance under 10 milli-ohms, minimum proof voltage 1,500 volts peak.

Complete the Reader Reply Card for details, or contact us direct for sample.

McMURDO

NEW REDETTE CONNECTOR



THE McMURDO INSTRUMENT CO. LTD., RODNEY ROAD, PORTSMOUTH, ENGLAND
TELEPHONE PORTSMOUTH 35361. TELEX 86112

LUGTON & CO. LTD., 209/210 Tottenham Court Road, London, W.1
Telephone Museum 3261

SASCO, P.O. Box No. 20, Gatwick Road, Crawley, Sussex
Telephone Crawley 28700

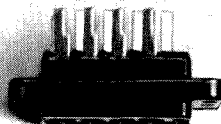

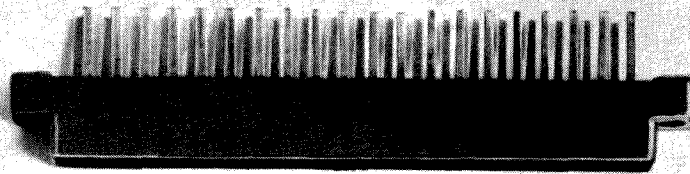
(also Chipping Sodbury 2641, Cumbernauld 25601, Hitchin 2242)

THAILAND Charay International Inc., Ltd., 28-30 New Road, (Siyek Phya Sri.), Bangkok

U.S.A. Trans Atlantic Electronics Ltd., 1789 Cardinal Avenue, Dorval, Quebec

WW-095 FOR FURTHER DETAILS

We're the firm with all the best connections



So doesn't it make sense to go a bundle on them?

Wrap up all electronic assembly problems in one swift operation.

We've done our best to make it easy for you by devising some 5,000 connecting devices of one sort or another. And backing them with an endless amount of ingenuity.

So whether you're connecting a printed circuit, fastening a chassis, or simply linking a plug and socket we'll show you the quickest and simplest way of doing it.

And that goes for all your connecting problems — not just electronic, but mechanical and electrical as well. Our sort of ingenuity knows no bounds and accordingly, our range stops at nothing!

Go a bundle on it and you'll be helping yourself to the best connections in the business.

You can't do better than that now, can you?

the firm with the best connections

CARR FASTENER

UNITED-CARR GROUP

Stapleford, Nottingham.
Telephone: Sandiacre 2661.
Sales Offices: Wembley,
Birmingham, Sale, Glasgow

Carr
TRADE
MARK

WW—096 FOR FURTHER DETAILS

World of Amateur Radio

Australis OSCARs

A TAPE recording of the telemetry information to be transmitted by the Australian amateur radio satellite AO-A has been received from Melbourne University by Mr. W. Browning, G2AOX, who is looking after the European interests of the project organizers. In view of the complexity of the transmissions and the fact that the parameter is specified by the audio frequency of the signal, it is considered to be desirable that project collaborators should receive practice in resolving the information before the satellite is launched. To that end copies of the tape have been made available by the R.S.G.B. to national amateur radio societies in I.A.R.U. Region I who, in turn, are arranging for the tape to be copied locally and distributed to members.

Plans are being made to produce, later this year, a second Australian OSCAR, to be known as AO-B. This will carry a linear translator with an input in the 144 MHz band. Powered by solar cells the new satellite will operate for at least one year in either a low orbit (about 500 miles) or a near-stationary orbit (about 20,000 miles) depending on the type of launch-vehicle available at the time.

I.A.R.U. Region I Conference.—Proposals have been put forward by the Belgian national amateur radio society (U.B.A.) to hold the next triennial conference of the societies which, together, form I.A.R.U. Region I Division, at the Hotel Metropole, Brussels, during the period May 4th-10th, 1969.

Reciprocal Licensing Agreements have recently been signed by the United Kingdom with the Danish and Swedish administrations. Similar agreements have recently been signed between Canada and Luxembourg and between the United States of America and Austria.

Moonbounce Activities.—The January 1968 issue of the V.E.R.O.N. (Netherlands) v.h.f. Bulletin (English edition) features the activities of and equipment used by most of the world's leading moonbounce experimenters. After a series of near-misses the Australian amateur VK3ATN succeeded on December 20th, 1967 in once again effecting two-way contact via the moon with the Californian amateur K6MYC on 2 metres. Signals at both ends were 3 to 6dB above the noise level in a 100 Hz bandwidth but were somewhat patchy.

Malta Beacon Station 9H1MB is operational 24 hours a day on 70.1 MHz. Reception reports will be welcomed by the Scientific Studies Committee, R.S.G.B., 28 Little Russell Street, London, W.C.1.

The Canadian Amateur Radio Federation was formed recently in Winnipeg by delegates of provincial societies in Alberta, Manitoba and Ontario. The acting president is J. Rock (VE4UX) and the acting secretary/treasurer is J. Cowprie (VE4CS).

The purpose of the new organization is "to promote the welfare of the Canadian radio amateur in the national field".

I.A.R.U. Region III.—Plans are being made to inaugurate a Region III Division of the International Amateur Radio Union at a meeting to be held in Sydney, Australia, during Easter this year. Organized by the New South Wales Division of the Wireless Institute of Australia the ultimate aim of the new organization will be to establish and maintain continuous liaison between societies in I.T.U. Region III with a view to presenting a united front at future I.T.U. Conferences and to provide a programme of assistance to developing countries. The immediate short-term aims of the Conference will be to establish an administrative and organization framework. National amateur radio societies throughout the world are being invited to appoint delegates to attend the Conference, as guests of the Federal Executive of W.I.A. who will provide accommodation and hospitality for the four-day period. All correspondence in connection with the Conference should be addressed to John Battrick (VK3OR), Federal Secretary, W.I.A., P.O. Box 365, Frankston, Victoria 3199, Australia.

Welcome to Belgium.—The annual assembly of U.B.A. (the Belgium National Amateur Radio Society) will be held at Gerval, an attractive town 15 miles south of Brussels, during the weekend May 11th/12th. The programme will include a Fox Hunting competition on 2 metres and a rally for mobile stations on 80 metres and 2 metres. U.B.A. invite amateurs from other countries to participate in the programme. Visitors will be able to obtain a mobile licence free of charge for the period May 1st-31st, by applying not later than April 10th, to the Director of Radiocommunication, 42 Rue des Palais, Brussels 3, enclosing a photostat copy of the station licence. Further information, including details of hotel accommodation, can be obtained from Rene Vanmuysen (ON4VY), 81 rue J. Baus, Wezembeek-Oppem (Brabant).

Northern Radio Societies' Convention.—The Kent Suite at Belle Vue Gardens, Manchester, will again be the venue for the Annual Convention of the Northern Radio Societies' Association on Sunday, May 19th. The Association consists of radio societies drawn from the North of England, who will be exhibiting at the Convention, together with a number of commercial concerns. Further information can be obtained from R. M. Clarke (G8AYD), "Hillside", Quick-edge Road, Mossley, Ashton-under-Lyne, Lancashire.

International Meeting in Germany.—In the past the German national amateur radio society (D.A.R.C.) has held a national meeting biennially. This year, for the first time, the meeting is to be

organized on international lines and is to be held in the West German town of Wolfsburg, near Hanover, during the Whitsuntide holiday (June 1st-3rd).

QRA or GEOREF Locator System?—The location of the other man's station has, from the earliest days, been a matter of interest to amateurs although the question of the distance between stations becomes important only in certain contests where it is used as a points' "yardstick". For many years v.h.f./u.h.f. contest enthusiasts have sought a simple device which will enable them to measure distances accurately. Such a device is the well-known QRA Locator, which although popular on the Continent has failed to attract full support in the United Kingdom. Now a new system, known as GEOREF, which has a military background, looks set fair to replace the QRA Locator system. Full details of the system have been sent to the v.h.f. managers of all European national amateur radio societies who will be asked to decide on the merits and demerits of the system, for amateur radio purposes, at the I.A.R.U. Region I Conference in 1969.

BERU Contest, the most popular contest in the R.S.G.B. Calendar, will commence at 00.01 on Saturday, March 9th and end at 23.59 on Sunday, March 10th. Competitors may use any band from 3.5 to 28 MHz and operation will be restricted to telegraphy. The contest is confined to R.S.G.B. members resident in the United Kingdom and British Commonwealth.

Faroës Activity.—Using several transmitters and a number of operators, the headquarters station (OY6FRA) of the Faroës amateur radio society (F.R.A.) made 1435 contacts and scored 410,000 points during the recent CQ World Wide DX Contest. The Society's v.h.f. beacon station (OY7VHF), now on the air continuously on 145.26 MHz \pm 50 Hz, has been heard in the Netherlands and Denmark but there have been no two-way contacts yet with the Faroës.

Equatorial Field Day.—Radio Society of East Africa held its first national field day event at Rumurati a few miles north of the Equator by courtesy of the Laikipia Country Club, but heavy rains (3.1 inches in one hour!) made travelling to the site difficult. The station operated with the special call 5Z4RS and although several hundreds of contacts were established better results would have been achieved if the weather had been more favourable.

Polish Amateur on 6 Metres.—Eng. Wlajlaw Wysocki, SP2DX, has received permission from the Polish telecommunication authorities to transmit in the band 50-54 MHz, a band not normally available to amateurs in Europe. The permission is valid until the end of 1968.

"The FIRAC Bulletin"—The Federation Internationale des Radio Amateurs Cheminots has published the first issue of what promises to become a regular bulletin for the rapidly increasing number of radio amateurs who are directly or indirectly associated with the railways. An international call book is in course of preparation. British representative (Mr. R. Hooper, Station Masters' House, Tavistock North Station, Devon) will be pleased to hear from interested readers.

Zaragoza Convention.—An International Amateur Radio Convention is to be held in Zaragoza during the Spanish Spring Festival (May 22nd-26th) to which amateurs from all parts of the world are invited. An extensive programme of visits, business meetings, lectures and social functions has been arranged by the organizing committee (Delegation U.R.E., Apartment 86, Zaragoza) from whom full details can be obtained. Enrolments will be accepted up to April 15th.

Electronics in Typesetting

Photo-composing machines used for Wireless World

by R. F. Southall, B.A.(Cantab.)

As well as having a new format, *Wireless World* is now being printed by a more modern process called offset lithography. The author describes the electronic system used with this process for controlling the photo-typesetting machines that form and assemble the characters in the text you are reading.

THE increasing demand for good-quality print, and particularly for good-quality print in colour, has led to the development and to the now widespread use of the printing process known as offset lithography. This process, with its requirement that the material to be printed be presented to the maker of the printing plates as a photographic negative or positive, has led to the development of machines which photograph the letters of text directly on to film and eliminate the slow and complicated process of casting the letters in metal, proofing them and photographing the proofs. These machines are called photo-typesetters, photo-composing machines or film-setters.

The photo-typesetters on which *Wireless World* is from now on to be set come from the Photon-Lumitype family of machines, the first member of which was developed in America between 1946 and 1954 by two Frenchmen, Louis Moyroud and R. A.

Higonnet. *Wireless World* will be set on two machines of the family: the Model 540, which works at eight operations a second and is electromechanical, doing its calculations with relays; and the Model 713, much faster, which photographs about 30 characters a second and whose calculation and control circuits are transistorized.

If photo-typesetting machines are to be economical in use they must be very productive (since they are expensive in first cost) and they must offer a wide choice of characters (so that jobs of different kinds may be run successively without the machines having to be stopped to change the character "matrices" which carry the characters in the manner of stencils). All the machines in productive use today (with the exception of one special-purpose machine which stores its characters in digital form in a magnetic core store) use character matrices produced by photographic processes, carrying clear images on an opaque ground. The distinguishing feature of the Photon-Lumitype machines we are discussing is that the matrices they use are in continuous motion, and the letters on them are illuminated for photography by a xenon flash tube. The duration of the flash from the tubes used is less than three microseconds, and the flash starts and stops with sufficient abruptness to give sharp character images in spite of the fairly


high linear speed of the matrix (the matrix in the 540 machine is a disc about nine inches in diameter rotating at 8 rev/sec; the matrix in the 713 is a drum about eight inches in diameter rotating at 30 rev/sec). The 540 disc carries eight circles of 180 characters each, and all of these can be reproduced, by means of magnifying lenses mounted in a turret, in any of twelve sizes. The drum used on the 713 carries eight rows of 96 characters each, which can be reproduced in any of eight sizes. Thus the Model 540 can produce a total of 17,280 different characters (1,440 characters \times 12 sizes) and the Model 713 a total of 6,144 (768 characters \times 8 sizes).

The 540 disc rotates in the vertical plane, with the flash tube and its condenser optics on one side of the disc and the rest of the optical system on the other; the 713 drum has two flash tubes inside it, each of which illuminates four rows of characters, and there is an arrangement of half-silvered mirrors and a vertically moving collimating lens which presents the correct row of characters to the optical system for photography.


Printers have been very well served almost since the invention of their craft by the people who designed and cast their types for them. The factors in the design of a typeface which make the difference between effortless legibility and eye-straining indecipherability are entirely unappreciated by nearly all readers: chief among them are the qualities which the typographer calls *colour* and *rhythm*.

In reading, the eye travels along the line not steadily from word to word but in jumps between "fixations", where it momentarily rests. To be easy to read, a line of type, no matter what the sequence of the letters in it, must present to the reader's eye the impression of an even line of grey; if there are dark spots or patches in the line the eye will tend to fixate on them at the expense of the rest of the line. To be easy to read also, the typeface must be designed so that the reader's eye is

The photographic unit of the Lumitype 540. At the upper left are three of the eight solenoids of the variable escapement; below them and to the right is the prism carriage. To the right of this are the lens turret and the matrix disc. The film magazine is not in place in this picture.



Richard Southall graduated from Cambridge University with a B.A. in natural sciences in 1960. After four years as a book designer and a short period as a scientific information officer, he joined Crosfield Electronics Ltd. in 1965. This company, makers of electronic machinery for printers, manufactures the Lumitype 540 and sells under licence the Photon 713 photo-typesetting equipments described in the article. Mr. Southall's work is concerned with customer liaison in the typographic field.



The matrix disc of the Lumitype 540 in position in the photographic unit. The cylindrical object overlapping the left-hand edge of the disc is the housing for the photocell which generates impulses from the slits at the periphery of the disc; these impulses trigger the firing of the flash and ensure exact lateral positioning of the characters. The arrangement directly beneath the boss of the disc is a window which limits the area of the disc seen by the optical system. In the foreground is part of the lens turret.

carried from fixation to fixation forward along the line; in crude terms, it must be obvious that the type in which the line is composed is designed to be read from left to right. At least since the time of the early Venetian printers these qualities have been so much a part of the design of most text typefaces that both printers and readers have tended to take them for granted. It was not until the development of composing machines, and particularly of photo-composition (the first entirely new method of producing type-matter since Gutenberg) that it was realized by anybody other than the minute community of typeface designers and punch-cutters* what enormous technical demands the production of well-composed type makes on the producer.

The principal problem in producing lines of type of an even colour is keeping the "weight" (broadly speaking, the thickness of line) of each character the same as the designer intended; and the principal problem in retaining the designed rhythm of a typeface is maintaining the designed inter-character spacing. This is because both the colour and the rhythm of the line are strongly affected by the relation between the white spaces inside the character shapes and those outside, and this relation is affected in turn both by the thickness of the lines making up the character and by the inter-character spacing.

In photo-composing terms, and generally speaking, the weight of the characters in a line will be consistent if the intensity of the exposing light-source remains constant. This is not too difficult (though not entirely

simple) to achieve with electronic flash tubes, though flash variations causing density variations in the exposed parts of the film which are almost too small to measure may, with certain typefaces, have a most marked effect on the look of the end-product. It is the extraordinary high standards required in the vertical and lateral positioning of characters (standards to which, it must be said, printers have been educated by the superb performance of the best hot-metal composing machines) which are largely responsible for making the design of photo-typesetting machines both difficult and interesting. In a line of sans serif capital "I"s set close together, variations in inter-character spacing of the order of 10^{-3} in. are quite easily perceptible to the naked eye (which picks up the small alterations in the colour of the line). The clean appearance of a film of photo-typeset characters, free from the interfering effects of inking and ink squash which are present in even the best proofs to achieve and maintain accuracies of positioning of this order, or better, during the whole of the time the machine is operating. Doing this with a moving matrix and other moving parts at repetition frequencies of up to 40 per second is no small achievement.

In most photo-typesetting systems the widths of characters are expressed on a "unit system" in which the body size of the type—which would be its depth from front to back if it were cast in metal—is divided into 18 "relative units" ("relative" because they change in absolute size with changes in the body size of the type). The basic unit of


the system is one-eighteenth of one printer's point (7.685×10^{-4} in. approximately) and the actual width of a character is found by multiplying its width in relative units by the body size and by the basic unit.

The Lumitype 540 control unit does its calculations in "machine units" of two basic units, since one basic unit is too small a distance for an arrangement of friction clutches and differential gears to move reproducibly. The width of each character in machine units is calculated by the 540 keyboard and is punched into a paper tape in a "frame" following the character identity code. This punched paper tape is used to actuate the control unit of the machine. (In the 540 system each character is represented by a group of three eight-channel code "frames".) At the end of each line of text the 540 keyboard also punches into the tape the "deficit" (the difference between the totalled widths of the characters and spaces in the line and the line length set up on the keyboard) and the number of inter-word spaces in the line. The machine control unit divides the one by the other and adjusts the width of each inter-word space to bring the length of the photographed line to the length set up on the keyboard—the process known as *justification* which ensures that the column of type has an even right-hand edge. The fact that the keyboard and control unit of the 540 do all their calculations in basic units means that the operator can mix different sizes of type in the line without upsetting the justification: this is a great help in setting complicated copy.



The Lumitype 540 keyboard. In the 540 system this keyboard carries out the part of the justifying cycle which involves calculating the deficit in the line and counting the inter-word spaces. The banks of keys to right and left of the typewriter allow the operator to select typeface, size, inter-line spacing and line length.

*The artist-craftsmen who engraved the steel punches used for striking the matrices from which metal type was cast.



Photographic unit of the Photon 713 machine. On the right is the matrix drum, with, leading down into it, the connections to the two flash tubes. The light-coloured oval on the extreme right is part of the magnetic pick-up for the sonic wheel on the matrix drum. Behind it is a printed circuit card carrying the character identity pulse amplifier and shaper. To the left of the matrix drum are the typeface row selection optics with their actuating solenoids, the lens turret, and the film magazine. On the extreme left is the film feed stepping motor.

The characters are imaged on the sensitive material (which may be film or paper) by a travelling lens and prism; these move along the optical axis of the machine and place the letters side by side across the film as they are flashed. The 540 reads the tape punched by its keyboard "backwards", that is, from the end to the beginning of the line, so that a character's width is read before its identity, and the first codes of a line that are read are the end-of-line group which allow the control unit to set up the value of the interword space for that line. Before each letter is photographed, the travelling prism moves by a distance equal to the width of the letter: this is achieved by the "variable escapement", an arrangement of differential gears and a rack and pinion actuated by relays set up by the codes in the tape frame containing the character's width. The variable escape-

ment is a mechanism of very high precision, but its maximum rate of operation is limited by the mass of its moving parts to 8-10 operations a second. For the much higher repetition rates achieved by the Model 713 a quite different system of character positioning is necessary.

The 713 control unit reads its tape in the same sense as it is written; that is, from the beginning of the line. The tape is punched (or, if it is magnetic tape, written) in Teletypesetter[†] or TTS[†] code; this is a simple code, long used for the remote control of hot-metal line-casting machines, in which all the characters and certain functions of the machine are indicated by single 6-channel code frames. The tape does not contain any width information, so the 713 must store for

[†]"Teletypesetter" and "TTS" are the registered trade marks of Fairchild Graphic Equipment Inc.

itself the widths of all the characters on its matrix drum. It does this in part of the magnetic core memory in its control unit. Into another part of this memory each line of data is loaded as it is read from the tape. While the line is being read, a justification process similar in principle to that performed in the 540 control unit is carried out.

Instead of moving the prism carriage for every character photographed, the 713 moves it in steps of 48 relative units (so that the actual length of the step varies with the size of the type being photographed). The problem of carriage bounce is surmounted by slowing the carriage down as it reaches the end of its step and by inhibiting the flashing of characters for about 65 ms after the end of each step to give the carriage time to settle down.

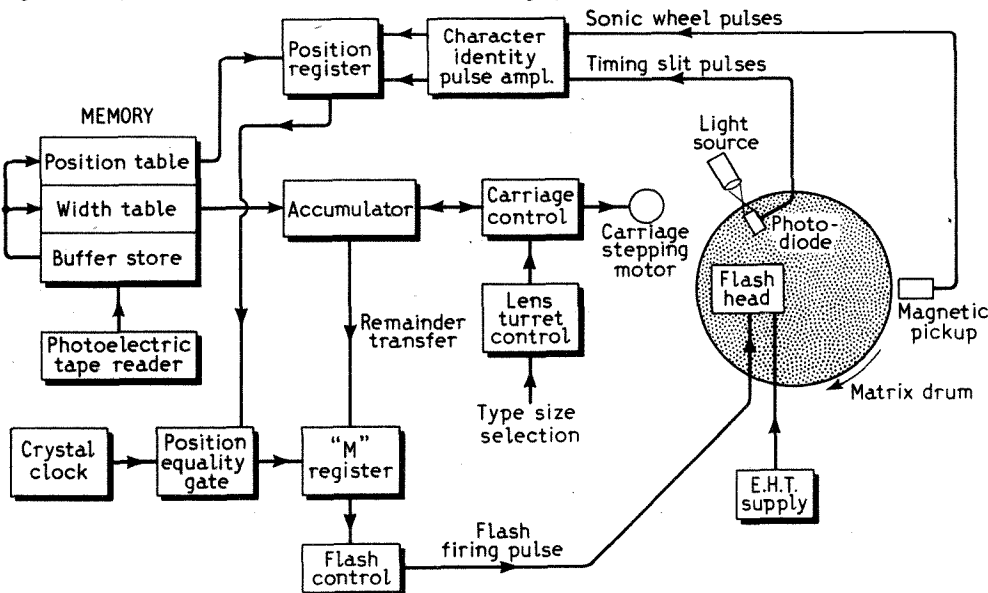
Since the average width of a character in a normal typeface is about eight relative units, six or so characters have to be flashed within each carriage step, and since the successive characters in a step are generally not of equal widths it is not sufficient simply to position them uniformly across the width of the step. However, the matrix drum rotates at a constant speed and the characters are equally spaced around it, so that if the correct instant is chosen to fire the flash tube the character can be correctly positioned within the carriage step.

Associated with each group of eight characters (one above the other) on the matrix drum of the 713 is a timing slit, and on the base of the drum is a "sonic wheel" which, in conjunction with a magnet and a pick-up coil, provides a pulse at each complete revolution of the drum (Fig. 1). When a character is read out of the buffer part of the memory during the "expose" cycle of the machine, two look-up operations take place. One, from the width tables stored in the lution of the drum (Fig. 1). When a character is read out of the buffer part of the all its calculations in half relative units). This width information is transferred into an accumulator which adds up the widths of all the characters and spaces in the line. The excess of the accumulator content over a multiple of 96 half-units is transferred to what is called the "M" register. The number of multiples of 96 half-units already in the accumulator is equal to the number of carriage steps that have already occurred in the line.

The other look-up operation gives, from the position table in the memory, the position of the character on the drum relative to the zero position defined by the pulse from the sonic wheel. This is transferred to the position register, the value in which is compared with the count of character identity pulses derived from the timing slits on the drum. When equality is reached, the drum is in the correct position to flash the character at the left-hand end (seen from the point of view of the character, which is in fact photographed inverted on the film) of the carriage step.

At this moment, pulses from a crystal-controlled clock are gated out to count down the contents of the "M" register. The frequency of these pulses is such that during each one the image of the character moves a distance of half a relative unit on the film. When the contents of the "M" register reach zero the flash tube is fired and the character

Fig. 1. Simplified schematic of the electronic flash timing system in the Photon 713 machine.



exposed on the film; its position has been determined only by its width and the widths of the characters preceding it in the line, and is thus typographically correct.

This method of character positioning, which reduces as far as possible the intervention in the process of pieces of machinery which have to start and stop abruptly, is capable of much higher repetition rates than the escape-and-flash mechanism of the 540. By restricting the character content of a 713 drum and repeating common characters on it so that they can be flashed more than once in each drum revolution, production speeds on normal text setting of greater than 10^5 characters an hour can be reached.

The Photon-Lumitype family of moving matrix machines seem to have pushed the technique of direct photography on to film from a photographically prepared matrix as far as it will go in terms of speed consistent with the large repertoire of characters which printers demand, and with the excellent typographical quality which has always been the primary objective in the machines' development. What little is published on other organizations' current research efforts suggests that a great deal of work is being done on machines which use cathode-ray tube display devices; but it must be said that none of the machines of this sort, in production or announced, have yet achieved standards of typography that even approach those of the Photon-Lumitype family. It is only with good typography that true legibility, the transmission of the author's thoughts to the reader's mind without the obtrusion of the printed word itself, can be achieved.

Our Next Issue

THE April issue of *Wireless World*, which will be current during the London Audio Fair, will contain several features of interest to people concerned with sound reproduction: **Microphone Survey:** a tabular presentation of performance data of microphones available in the U.K., enabling comparisons to be made easily between the different types and makes. There will also be a technical review of recent developments in microphone design. **Better Detection:** an article pointing out that the detector in receivers doesn't get the attention it deserves, and presenting a new type of circuit using digital techniques and integrated circuits.

High-Quality Monitoring Loudspeaker: the second part of H. D. Harwood's article on the latest B.B.C. design is concerned with bass equalization, the cabinet, and the mid-range and high-frequency units.

For constructors there will be a practical design for a Wide-Range R.F. Signal Generator. It covers the range 150 kHz to 120 MHz in six bands. *Wireless World* April issue will be on sale on Monday 18th March.

The South Africa-Europe Submarine cable

A NEW 3-MHz cable is to be laid linking South Africa and Europe, a distance of some 6,000 nautical miles. This cable, which is of joint G.P.O./S.T.C. design, will start at Cape Town and will "land" at Ascension, Cape Verde and the Canary Islands where it will link with a recently laid cable to Cadiz on the Spanish mainland. It will carry 360 independent two-way telephone conversations simultaneously.

In all therefore, 720 channels are required 360 for each direction. This is achieved by using separate 1-MHz wide bands of frequencies; 312-1428 kHz for one direction and 1848-2964 kHz in the other. Each band accommodates 360 channels 3 kHz wide. Groups of channels are assembled into blocks, each block being "stacked" side by side in the transmission spectra. This technique allows a particular block of channels to be selected at some intermediate point for transmission down a branch cable.

Groups of sixteen channels form the starting point for the translation. A separate carrier is applied to each of the sixteen channels in each group so that by choosing the appropriate sideband resulting from each modulation process $22\frac{1}{2}$ translated groups of 16 channels reappear each spanning the range 60-108 kHz. The $22\frac{1}{2}$ groups, so obtained, are again split up into $4\frac{1}{2}$ further groups each of these undergoing a similar translation process to place them in the band 312-552 kHz. A further carrier is applied to bring the combined signal into either the 312-1428 kHz for one direction of transmission or 1848-2964 kHz for the reverse direction.

The cable to be used is being manufactured at Southampton by Standard Telephones and Cables Ltd. The centre core consists of 41 strands of high tensile steel wire twisted together, providing the cable's strength. Keyed to this is a tube of copper which forms the inner conductor. The overall diameter is maintained within very fine dimensional tolerances. High molecular weight polythene is used for the dielectric and is extruded round the inner core. The outer conductor is next formed by folding a copper tape round the cable in a tubing mill, the cable being completed by the application of a further plastic sheath. In shallow water the cable is protected by heavy armouring to prevent damage by ships' anchors, etc.

Every $9\frac{1}{2}$ miles a repeater amplifier is inserted into the cable to compensate for cable losses. These amplifiers utilize a system of high- and low-pass filters to enable amplification to take place in both directions. Power

for all the repeater amplifiers is fed down the same coaxial cable as the signal and in practice power will be fed from both ends of the cable simultaneously, a positive voltage from one end and a negative one from the other. This prevents the repeater from having to withstand the very high voltages that would be necessary if the cable was fed from one end only. Two amplifiers are used in parallel each one being able to take over in the event of the other one failing. If a valve heater goes open circuit a fusible element shorts out the heater chain for that amplifier maintaining the d.c. path.

It is essential in such a system that the gain/frequency curve of the amplifier must exactly match the loss/frequency characteristic of the preceding length of cable. If at some given frequency this was not so the resultant error would be amplified in each successive repeater rendering the system useless, the signal either falling into the noise or driving the amplifiers into overload. It is the task of the equalizer together with heavy frequency selective negative feedback to match these two characteristics. In addition to the individual equalizers fitted in the repeaters the cable lengths in between repeaters are carefully selected to provide optimum response. Even so with a system of this size and complexity errors are bound to creep in, so, after a certain number of repeaters, typically ten, a demountable equalizer is fitted to the cable. This is divided into two sections, a fixed section and a "variable" section. The cable section and repeaters between two demountable equalizers are known as an ocean block.

As an ocean block is being laid continuous measurements are carried out from the cable ship. These would be taken at several carefully selected spot frequencies in the pass band and include a detailed "fine grain" response measurement. These measurements, taken to very small fractions of a dB, have to be completed by the time about half the ocean block is laid. The response of the unladen section being predicted in the light of results so far obtained. The circuit of the "variable" section of the equalizer is now designed, built and tested. It is fitted into the demountable repeater, the repeater is sealed and a cable joint made. All this is carried out under shipboard conditions to a very high order of accuracy. The repeaters and cable for this 3-MHz equipment is manufactured under clinical conditions.

A 5-MHz transistor repeater cable system is now in production and the G.P.O. is carrying out development work on a 12-MHz transistor system that will carry in excess of 1000 channels.

Smaller D.C. Converters and Inverters

Operating Frequencies up to 50 MHz

by J. R. Nowicki,*M.I.E.R.E., M.I.E.E.E.

With silicon planar transistors, it is possible to design d.c. converters and inverters that will operate at high switching frequencies—typically 20-50 MHz—allowing small and light output transformers to be used. Supplies between 40 V and 400 V, or higher voltages for cathode-ray and other tubes, are feasible by this technique.

PORTABLE and mobile electronic equipment is usually required to operate from some readily available battery (shown on the left in Fig. 1) but the supply voltages which are needed for the equipment (on the right) may be from a few volts to several kilovolts. It is therefore necessary to use some device which will convert the available voltage to the required value. Such a device, in this case a d.c. converter or inverter, is shown in the middle.

The recent introduction of silicon planar transistors has made it possible to design d.c. inverters and converters with switching frequencies between 20 and 50 kHz. The high switching frequency greatly reduces the size and weight of the output transformer and therefore reduces the overall size and weight of the equipment. The main application is for d.c. supplies for airborne and mobile equipment where either 12 or 24 V batteries are available. The output voltages required may be anything between 40 and 400 V or even higher voltages, as, for example, in the d.c. supplies for cathode-ray tubes, geiger counters, and image converters.

TRANSISTOR RATING

Because of the inductive nature of the collector load, the collector voltage of the transistor during the switch off period may rise appreciably before the collector current has decreased much from its maximum value. Therefore, before commencing a design, it is necessary to consider the breakdown voltage of the transistor at high currents.

When the normal collector current collector voltage characteristics of the transistor shown in Fig. 2 are plotted beyond the published limits the curves shown in Fig. 3 are obtained. At higher collector voltages, around V_x , there is a rapid increase in the collector current due to avalanche multiplication in the collector depletion layer. The level at which the collector breakdown occurs depends on the base drive conditions. Under forward base bias conditions, the collector breakdown voltage becomes lower as the base current increases.

The reverse base bias very much improves the collector breakdown voltage at low collector currents. At high collector currents the breakdown voltages are very much the same. It may be seen from the curves that, although the reverse base bias very much improves the collector breakdown voltage, the collector voltage curves exhibit the negative resistance characteristics. This, combined with the very fast switching times obtained with silicon planar transistors, may lead to a secondary breakdown. Therefore power transistors which are intended for use with inductive loads require a high energy capability before secondary breakdown occurs in the transistor when operated with reverse bias.

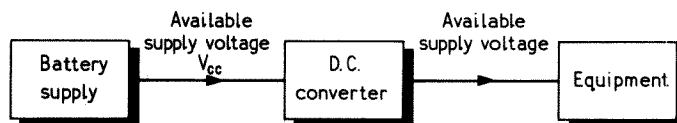


Fig. 1. Arrangement for operating equipment from batteries.

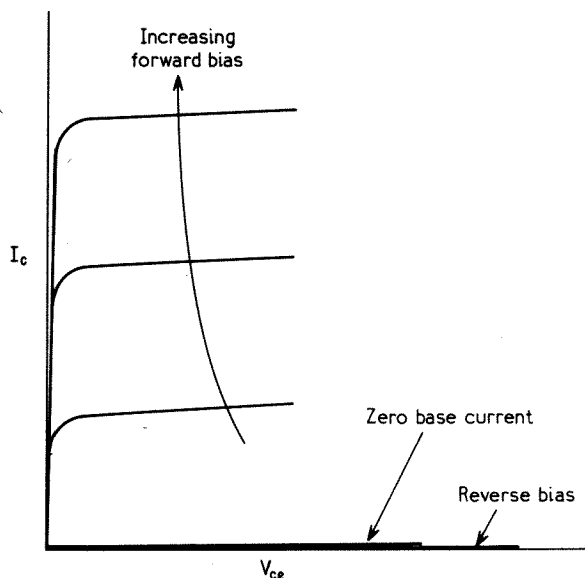
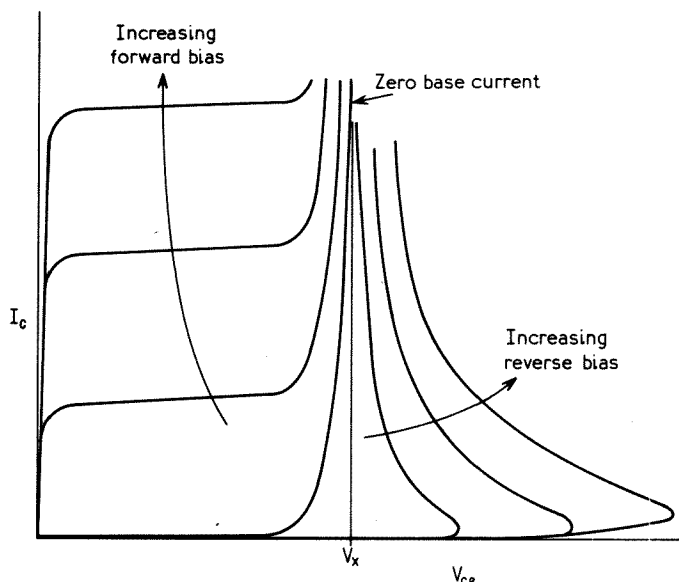


Fig. 2. Collector current vs. collector voltage characteristic of a transistor.

Fig. 3. Transistor characteristics of Fig. 2 taken beyond published limits.



* Mullard Ltd.

Fig. 4 shows a typical circuit of a transistor working into an inductive load. Such a condition is found in an inverter circuit. The transistor is driven by a feedback voltage derived from the collector winding, which is equivalent to a low impedance generator. If the base bias is reversed suddenly when a high collector current is flowing, permanent damage may occur in the transistor. The damage usually appears in the form of a collector-to-emitter short-circuit.

If the path taken by the operating point of the transistor is considered as shown in Fig. 5, it will be seen that, for normal loading, most of the collector current will be due to normal loading, R_L , shown as the continuous line. The resistive load current will normally decrease to zero by the time the collector voltage rises to V_{CC} and the voltage across the load will then be zero.

For low loading conditions, however, most of the collector current will be due to magnetizing current, so that the path taken by the operating point will be that as shown by the broken line. The problem is even worse under no-load or an open-circuit load condition, as shown in Fig. 6. The current through the inductance cannot change instantaneously and remains very nearly at its maximum value while the voltage rises to twice the supply value.

If the supply voltage is too high then the operating point during switch-off may intersect the breakdown characteristic before twice the supply value is reached.

The transistor becomes a low impedance, and the switch-off time is governed mainly by the inductive time-constant. The transistor remains in a high dissipation region for a comparatively long time and may be destroyed. Therefore the choice of the supply-voltage is very important.

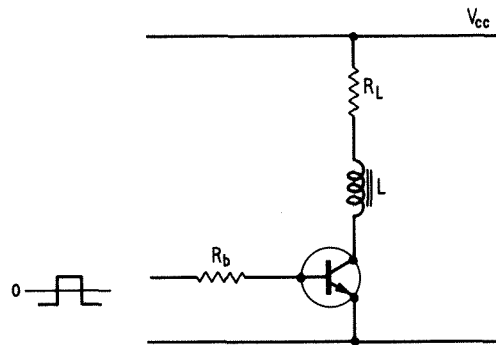


Fig. 4. Basic arrangement of transistor working into inductive load, as found in inverter circuit.

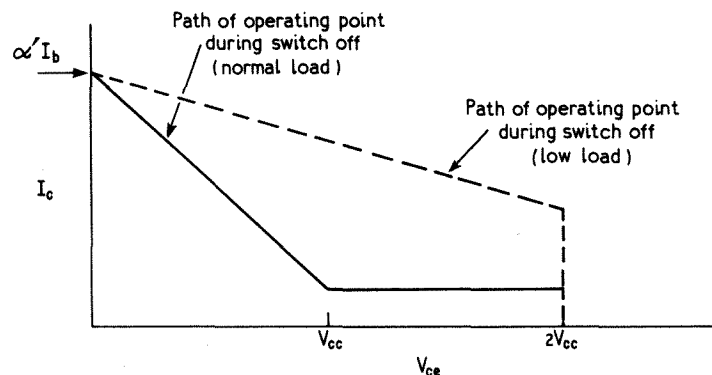


Fig. 5. Path of transistor operating point for normal and low loading.

INVERTER AND CONVERTER TYPES

There are many possible circuits in which transistors may be used to convert voltages from one value to another. All transistor circuits, however, are either ringing choke or transformer coupled arrangements

D.C. converters are circuits which convert a d.c. voltage of one value to a d.c. voltage of a different value. Ringing-choke circuits, being followed by a rectified output, are all classed as d.c. converters. Transformer-coupled circuits, however, are basically d.c. to a.c. inverters. An a.c. output voltage, whether it is sine-wave or square-wave, is often used. The transformer-coupled circuits become converters only if they are followed by a stage of rectification before the output is applied to a load.

Ringing Choke Converter—The simplest of the transistor d.c. converter circuits is one using a ringing choke principle¹ shown in Fig. 7. In this circuit the energy is stored in the transformer during the "on" period of the transistor and is then delivered to the output during the "off" period.

During the input stroke of the cycle the transistor is bottomed and a linearly rising current flows in the primary winding according to the expression $V_{CC} = L \frac{di}{dt}$. The collector current rises until

it reaches its maximum value of $h_{FE} I_B$. The transistor then comes out of bottoming and the collector voltage rises, lowering the primary voltage, thus producing a fall in the base current and switching the transistor off. At this point, the inductance of the transformer primary contains stored energy equal to $\frac{1}{2} L_p I_{CM}^2$.

During the output stroke, when the transistor is cut off, the reverse voltage rises rapidly until the secondary voltage reaches the value V_0 . This is the voltage developed across the capacitor C during the previous cycle of operation. At this point the diode D_2 starts to conduct and delivers the stored energy to the capacitor C and the load. When the secondary current has decayed to zero, the reverse voltage developed across the base emitter junction disappears and the transistor switches on again.

Push-pull Transformer-Coupled Inverters—All push-pull inverters are basically transformer-coupled circuits. For high efficiency, square wave oscillating systems are used of which there are three well known configurations: (a) common base, (b) common emitter and (c) common collector. Since the common-emitter arrangement is most efficient and most commonly used, the discussion will be limited to various forms of this type of circuit. The basic principles, nevertheless apply to all three.

The conventional single-transformer d.c. inverter is shown in

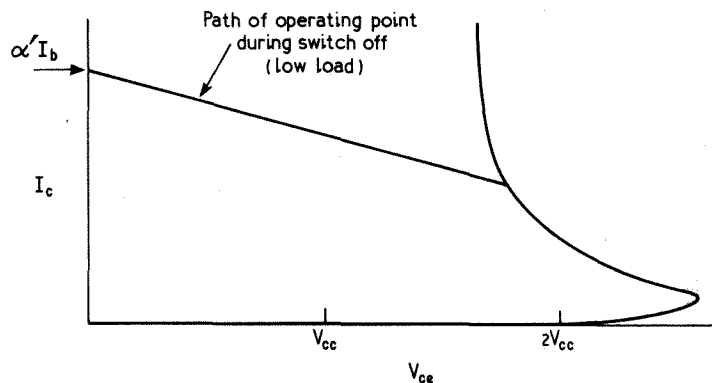


Fig. 6. For a no-load condition the path of the operating point is shown by the right-hand curve.

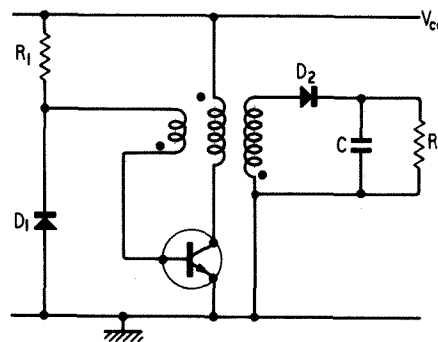


Fig. 7. Simple d.c. converter circuit using ringing choke principle.

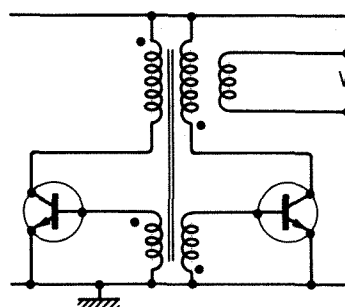


Fig. 8. Conventional single-transformer d.c. inverter circuit.

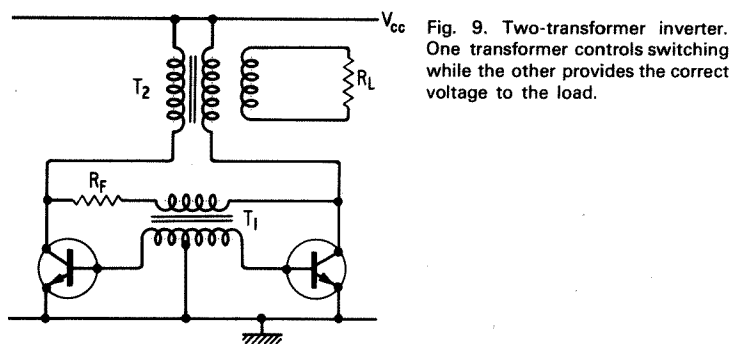


Fig. 9. Two-transformer inverter. One transformer controls switching while the other provides the correct voltage to the load.

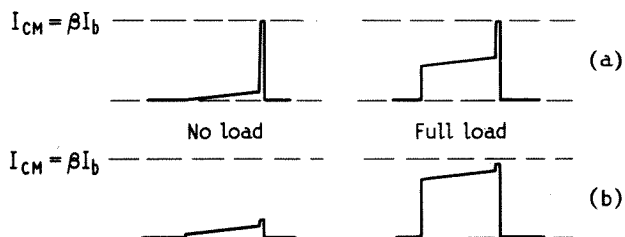


Fig. 10. Collector current for (a) single saturating transformer circuit, (b) two-transformer circuit.

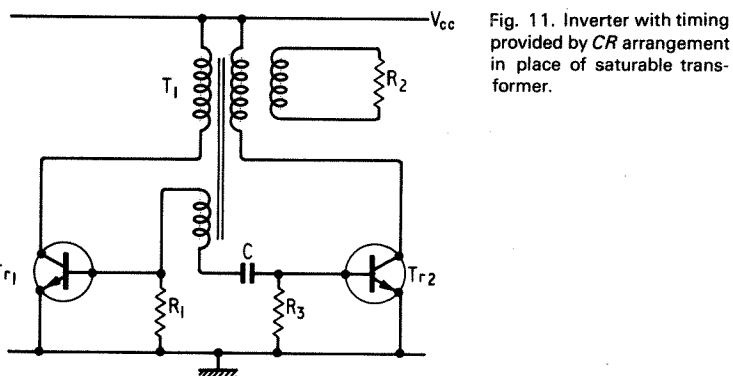


Fig. 11. Inverter with timing provided by CR arrangement in place of saturable transformer.

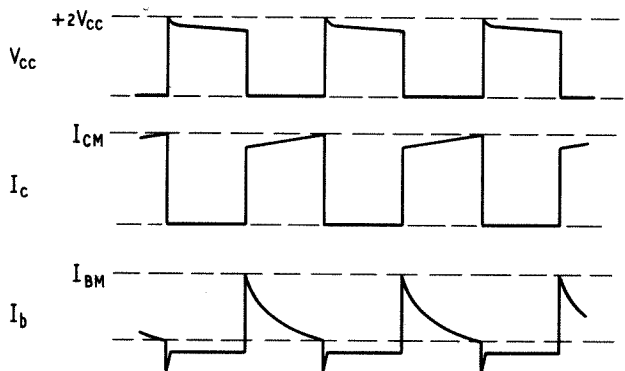


Fig. 12. Voltage and current waveforms in the inverter with CR timing.

Fig. 13. (a) Equivalent base circuit of Fig. 11, and (b) its simplified version.

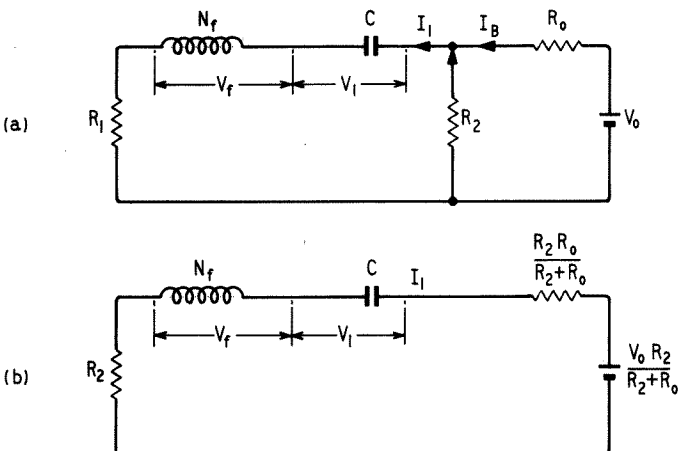


Fig. 8². The transformer can either be of a non-saturable type, or of a saturable type. In the case of the non-saturable transformer circuit, a considerable variation of frequency with load will be experienced and the transformer size required to handle the same power will be three to four times as big as one using a saturable transformer. The circuit with single non-saturable transformer is therefore regarded as not suitable for practical purposes.

The inverter with a saturable transformer, although widely used, suffers from three main disadvantages: (a) the design is affected by spreads in transistor characteristics because the peak collector current is determined by the gain and the base-emitter voltage; (b) for a given power delivered to the load, the ratio of the peak current to the load current is high; and (c) the transformer uses large amounts of an expensive core material.

If frequency is not important or a d.c. output is required, some of the disadvantages may be overcome by operating at frequencies in the range of 20 to 50kHz, for which silicon planar transistors are most suitable.

In this single-transformer circuit, the transformer performs two separate functions. First, it acts as the frequency control device and, by saturation, governs the drive to the bases of the transistors. Secondly, it acts as the output transformer and handles the power from the collector to the load.

Further improvements in operation can be obtained by using a two-transformer circuit³. The two functions then are separated and handled by separate transformers, each designed for its own purpose. This circuit is shown in Fig. 9. A small saturable transformer T_1 is used to control the switching, and a larger output type of transformer, T_2 , working linearly, is used to provide the correct voltage to the load R_L .

This circuit is very much less dependent on the transistor characteristics and therefore will provide at least twice the power obtained with single-saturable transformer circuits. Provided that the transformer T_2 is designed to reach only a small magnetizing current during the time determined by saturation of the transformer T_1 , then the total collector current will be small even under no-load conditions.

The collector currents for the two circuits, for no-load and full-load conditions, are shown in Fig. 10.

It will be seen that in the case of a single saturable transformer circuit the peak collector current I_{CM} depends on the drive conditions and is always $h_{FE} I_B$, whereas, in the case of the two-transformer circuits, the peak collector current, I_{CM} , depends on the actual load conditions.

These circuits are shown in their basic forms only. In order to make them oscillate it is necessary to provide sufficient forward bias to make the loop gain equal to or greater than one.

Although the two-transformer inverter circuit could be used at frequencies of 20 to 50kHz, it is more suited for lower frequencies, below 5kHz. To take full advantage of high frequencies a more elegant and more economical circuit is shown in Fig. 11.⁴ Here the saturable transformer of the previous circuit is replaced by a capacitor C which, in conjunction with one of the base starting resistors R_1 or R_3 , provides the required timing. The transformer T_1 again is working linearly, so that the peak collector current is independent of the drive conditions and is small for no load.

The new circuit is probably one of the best arrangements known to date which can be operated at frequencies well above 50kHz.

Silicon planar transistors with fast switching times lend themselves to high-frequency inverter applications. These transistors, when used in the inverter circuit with CR timing, provide one of the simplest and most economical arrangements.

With planar transistors, additional components are necessary to make the basic circuit of Fig. 11 work reliably. This, however, does not invalidate the above statement. The circuit will provide maximum output power using planar transistors, accepting their full production spreads when designed for operation with the same supply voltage, and at the same time be equally efficient.

The operation of the circuit is discussed next, and two practical examples are given.

Circuit Operation.—In the basic circuit shown in Fig. 11 it is assumed that transistor Tr_1 is cut off and transistor Tr_2 is on, and that the capacitor C is charged. The base current of the transistor Tr_2 , which is approximately equal to the discharging current of the capacitor C , will decrease exponentially until it will no longer support the collector load current. At this stage, the

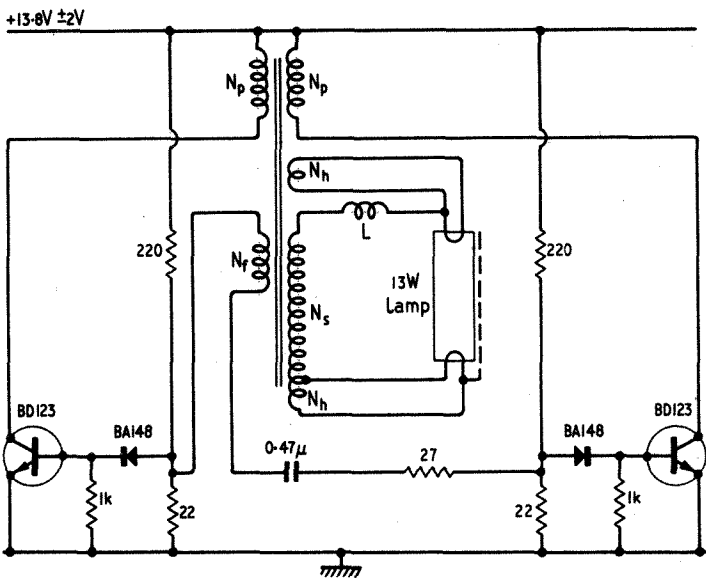


Fig. 14. Circuit of 13-watt fluorescent lamp inverter.

collector current will start to fall, causing the polarities of the voltages developed across the transformer windings to reverse. This will switch transistor Tr_1 rapidly on and the transistor Tr_2 off. The timing is thus controlled by the exponential decrease of the base current. The voltage and current waveforms are shown in Fig. 12.

Transformer Design.—The transformer is designed around the value of the inductance required for each half of the primary winding for a given magnetizing current. The value of the inductance is given by

$$L = \frac{(V_{CC} - V_{CE(SAT)})t_p}{I_M} \quad \dots \quad (1)$$

where V_{CC} is the supply voltage, $V_{CE(SAT)}$ is the collector-to-emitter saturation voltage, I_M is the peak magnetizing current, and t_p is the time of half a cycle.

To minimize losses, Ferroxcube cup cores are used. The cores offer higher values of inductance for a given number of turns than may be achieved with E-cores, resulting in lower copper loss and higher overall efficiency. Since the efficiency of the transformer depends on the value of the magnetizing current, the copper loss and the core loss, the transformer is designed using the thickest wire gauge possible and the lowest magnetizing current for minimum total loss.

The number of turns for each half of the primary winding is found from

$$N_p = \alpha \sqrt{L} \quad \dots \quad (2)$$

where α is the number of turns for 1mH for a given size of core, and L is the inductance in mH.

The number of turns needed for the secondary winding will

depend on the output voltage required, and can be found from

$$N_s = N_p \frac{V_{out}}{(V_{CC} - V_C)} \quad \dots \quad (3)$$

It remains now to find the feedback voltage required for satisfactory operation and the number of turns for the feedback winding. The equations required for the design⁴ can be found with reference to the base equivalent circuit shown in Fig. 13, but first the minimum base current, I_B , required to support the peak collector current, I_{CM} , is

$$I_B = \frac{I_{CM}}{h_{FE}} \quad \dots \quad (4)$$

$$I_1(\min) = I_B + \frac{I_B R_0 + V_0}{R_2} \quad \dots \quad (5)$$

If R_1 is made equal to R_2 , which is usually the case, then

$$V_f = \frac{1}{2} I_1(pk) + I_1(\min) \left[R_2 + \frac{R_2 R_0}{R_2 + R_0} \right] + \frac{V_0 R_2}{R_2 + R_0} \quad \dots \quad (8)$$

and the number of turns for the feedback winding

$$N_f = N_p \frac{V_f}{V_{CC} - V_{CE(SAT)}} \quad \dots \quad (9)$$

The value of the timing capacitor, taking into account the exponential decay, is given by

$$C = \frac{1}{3.2 f R_2 \left[1 + \frac{R_0}{R_2 + R_0} \right]} \quad \dots \quad (10)$$

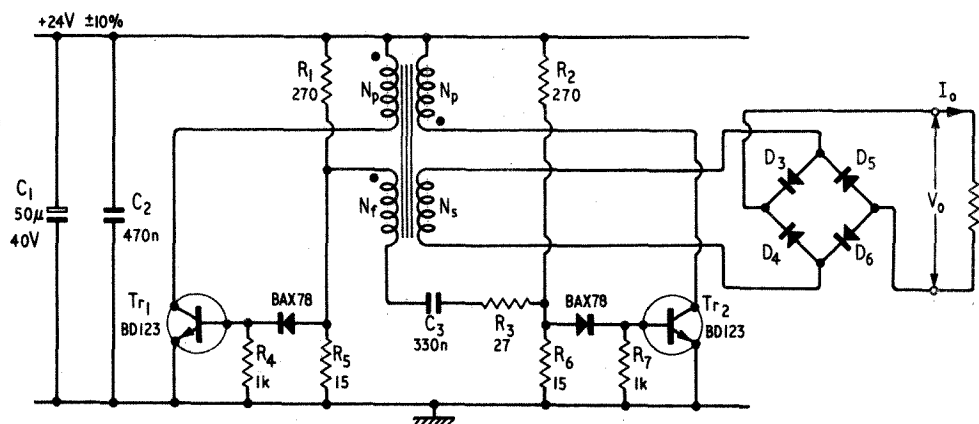
Circuit Modifications for Silicon Planar Transistors.—There are, however, two basic limitations of silicon planar transistors. These are (i) a lower energy capability in the avalanche region and (ii) a lower base-emitter reverse voltage rating.

The energy dissipation in the avalanche will be dealt with first. It calls for the reduction of the energy available at the time of switch-off of the collector current, especially due to the leakage inductance of the transformer. This is brought about by designing a transformer with low voltage inductance achieved by (a) bifilar winding of the primaries, (b) using the highest possible frequency so that the inductance required for the primary for certain magnetizing currents is low, (c) reduction of the number of turns and the length of wire.

A compromise is necessary in choosing the value of the magnetizing current because it will affect the overall efficiency of the circuit. The minimum number of turns has already been assured by using Ferroxcube transformer cup cores.

It has been proved that the energy capability of planar transistors is higher under forward-bias than it is under reverse-bias conditions. The reverse-bias condition should therefore be avoided as the damage to a transistor in the low-resistance region is more

Fig. 15. Circuit of d.c. to d.c. converter capable of delivering 60W of output power from a 24V supply.



H.F. Predictions—March

likely to occur when the base-emitter voltage is high. The reverse base-emitter voltage could be limited by a shunt diode placed across the base-emitter junction. The diode, however, would not eliminate the reverse base current. Series diodes are therefore used in each transistor base lead together with the shunt resistor to provide a path for leakage current.

It must be noted that diodes used for this purpose must be as fast as the transistors if they are to have any effect on the operation of the circuit. They must be fast recovery types.

Because of energy return to the supply due to inductive nature of the load, especially when the inverter is lightly loaded, it is necessary to decouple the supply by connecting a large value of electrolytic capacitor close to the transistors to avoid long lead lengths which introduce appreciable inductance at high frequencies. Because of the fast switching times, additional paper capacitors may be needed to bypass the high-frequency current.

Practical Circuits—The benefit of the planar transistors, apart from the small size and reduction of weight resulting from high frequency operation, is also realized in the elimination of audible noise.

Two circuits which illustrate these advantages are an inverter for fluorescent lamps shown in Fig. 14 and a d.c. to d.c. converter shown in Fig. 15.

The inverter circuit for 13W fluorescent lamps operates from a nominal 12V battery. The output transformer, in addition to the secondary winding, has the two heater windings required for the lamp. A choke ballast L is used to limit the lamp current. The frequency of operation is approximately 25kHz.

The d.c. to d.c. converter is capable of delivering 60W of output power from a 24V d.c. supply. The same comment applies to the rectifiers used for the bridge circuit; they must be a fast recovery type. The recovery time of the rectifiers must be approximately equal to the switching times of the transistors, otherwise the efficiency will be reduced and the operation of the circuit may be affected.

TRANSFORMER DETAILS

Fluorescent Lamp Inverter

Core	Ferroxcube FX2242
Bobbin	DT180
Primary winding, N_p ..	12 + 12 turns, 23 s.w.g. enamel copper wire
Secondary winding, N_s ..	228 turns 32 s.w.g. enamel copper wire
Feedback winding, N_f ..	10 turns 30 s.w.g. enamel copper wire
Heater windings, N_h ..	9 turns each, 30 s.w.g. enamel copper wire
Choke Core	Ferroxcube FX2240 with 0.09mm gap
Bobbin	DT2179
Winding	164 turns enamel copper wire

60W D.C. to D.C. Converter

Core	Ferroxcube FX2243.
Bobbin	DT2206
Primary winding, N_p ..	12 + 12 turns, 21 s.w.g. enamel copper wire
Secondary winding, N_s ..	68 turns, 28 s.w.g. enamel copper wire
Feedback winding, N_f ..	11 turns, 26 s.w.g. enamel copper wire

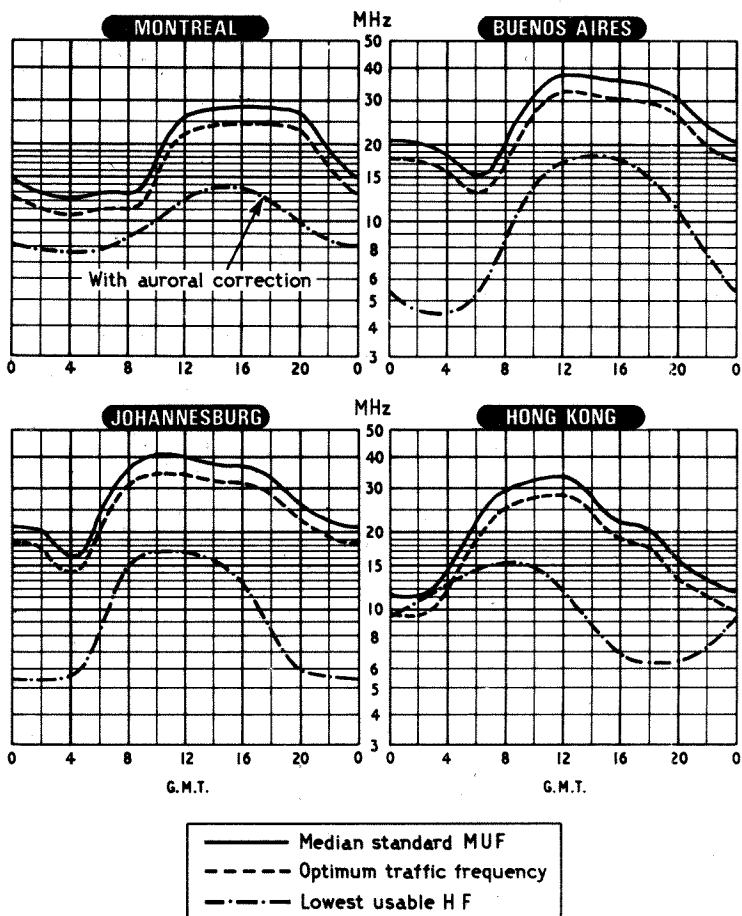
REFERENCES

1. "Transistor D.C. Converter", by H. Light and P. M. Hooker. *Proc.I.E.E.*, Nov. 1955 (102B), pp.775 to 786.
2. "The Design of Transistor Push-Pull D.C. Converters", by W. L. Stephenson *et al. Electronic Engineering*, Vol. 31, No. 380, Oct. 1959, pp.585 to 589.
3. "Improved High Power D.C. Converters", by J. R. Nowicki. *Electronic Engineering*, Vol. 33, No. 404, Oct. 1961, pp.637 to 641.
4. "A D.C. Inverter with CR Timing", by J. R. Nowicki. *Electronic Engineering*, Vol. 34, No. 413, July 1962, pp.464 to 468.

Maximum usable frequency curves are based on a predicted value for the Ionospheric Index (IF2) of 130. This is much lower than the corresponding period of the last cycle which reached a maximum of 208 in December 1958. Daytime peaks continue around 30 MHz but these will diminish over the next few months as summer conditions approach.

Although Sporadic-E may be evident on all routes between 10.00 and 18.00 G.M.T., it is unlikely to affect circuit operation.

The curves for the lowest usable frequencies were drawn by Cable & Wireless Ltd. for reception in the U.K. of point-to-point telegraph circuits using several kilowatts of power and rhombic aerials. Curves for domestic reception of high-power broadcasts would be similar.



Public Address Exhibition

THE annual exhibition of public address equipment organized by the Association of Public Address Engineers will again be held at the King's Head Hotel, Harrow, Middx., but will, this year, run for three days—March 12th to 14th. Some 40 exhibitors will be participating in the show which will be open daily from 10.00 to 18.30. The theme is outdoor p.a. and there will be a "working display" of microphones and also a display of loudspeakers for outdoor use.

Admission will be by ticket obtainable free from the headquarters of the Association, 394 Northolt Rd, South Harrow, Middx.

MST SUCCESS


**SALES NOW
EXCEED
£10,000,000**

**More and more
countries are buying
Marconi Self-Tuning
h.f systems ...**

and one good reason is:

ECONOMY IN SKILLED MANPOWER

- Centralized station control by one man who need not be technically skilled.
- Full remote control of transmitting and receiving complex extends this concept to allow complete stations to be unmanned on a routine basis.
- Built-in MST reliability means that only a nucleus of high grade technicians required to service a full h.f complex.
- Reduction of manpower requirements can be of the order of 5 to 1.



and other good reasons are:

Reduced capital outlay

MST designs reduce demands for space, and need for standby equipment. Installation costs are decreased.

Increased reliability

Maximum use of solid state techniques plus the use of wideband amplifiers reduces number of moving parts, gives higher reliability and longer equipment life.

Traffic interruption reduced

Frequency changes and retuning accomplished in less than one minute without loss of traffic.

World-wide acceptance

30 countries throughout the world have ordered more than £10,000,000 worth of MST equipment to improve their communications services.

Marconi telecommunications systems

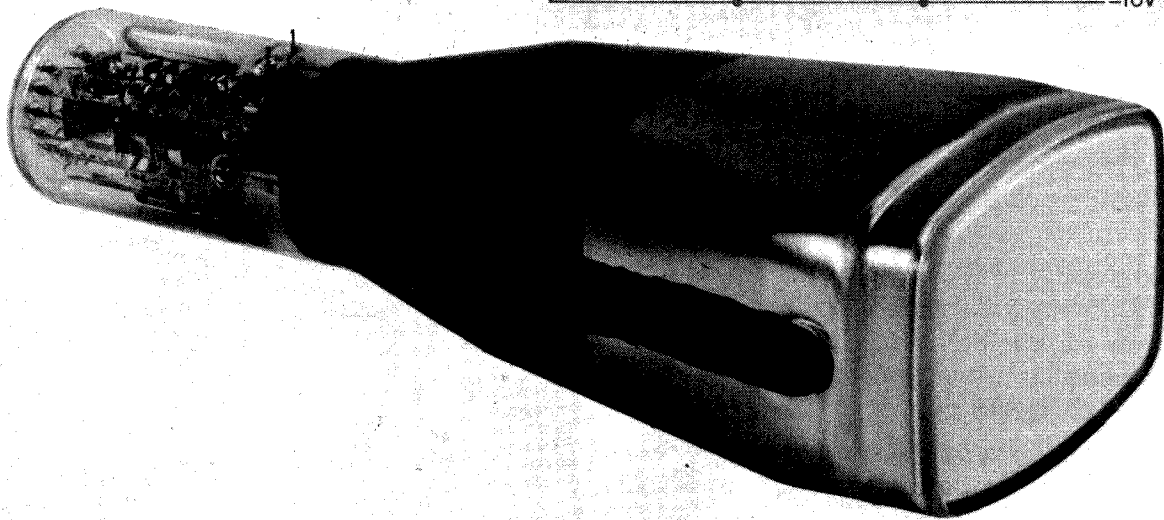
The Marconi Company Limited, Radio Communications Division, Chelmsford, Essex, England

LTD/H761

AN 'ENGLISH ELECTRIC' COMPANY

WW—097 FOR FURTHER DETAILS

BEHIND EVERY BRIMAR OSCILLOSCOPE TUBE ...AN UNRIVALLED PERSONALISED SERVICE



There's a BRIMAR tube to meet the needs of every oscilloscope designer—ranging from general purpose tubes of medium bandwidth to tubes designed specifically for exacting applications requiring features such as short length, wide bandwidth or dual phosphors. Face plates range from 8½" large displays to 1" types for numerical and indicator presentations including the latest 7 x 5 cm rectangular size.

PERSONALISED TECHNICAL SERVICE

Every BRIMAR oscilloscope tube is backed by a first-class technical service and assistance on any type of problem involving it—from special characteristics to circuit design. BRIMAR engineers are always available—contact is on a personal level. Just phone or write.

The BRIMAR D13-51GH is a modern Mesh P.D.A. 6 x 10 cm²-area tube, which gives improved brightness, higher deflection sensitivities and higher ratios of screen to deflector voltage with no shrinkage of raster area. The D13-51GH displays single phenomena up to 30 MHz bandwidth and is suitable for use with transistorised circuits. It needs fewer control voltages than other mesh tubes. Length is only 13¼".

We shall be pleased to let you have full details of the BRIMAR D13-51GH and the rest of the interesting range of BRIMAR industrial cathode ray tubes.



Thorn-A.E.I. Radio Valves & Tubes Ltd.
7 Soho Square, London W1. Telephone: 01-437 5233

TA69FB

Forthcoming Events

Further details are obtainable from the addresses in parenthesis

LONDON

- Apr. 8 & 9 Imperial College
Thick Film Technology
 (I.E.R.E., 9 Bedford Sq., London W.C.1)
- Apr. 18-21 Hotel Russell
Audio Festival & Fair
 (Rex Hassan, 42 Manchester Sq., London W.1)
- Apr. 22-24 I.E.E. Savoy Pl.
Interference Problems and Microwave Communications Systems
 (I.E.E., Savoy Pl., London, W.C.2)
- May 13-18 Olympia
Instruments, Electronics and Automation Exhibition
 (Industrial Exhibitions, 9 Argyll St., London W.1)
- May 14-16 I.E.E., Savoy Pl.
Automation for Productivity
 (I.E.E., Savoy Pl., London W.C.2)

- May 20-25 Royal Lancaster Hotel
Communication-Satellite Earth Stations
 (R.E.G. Back, P.O. Engineering Dept., WS2, 207 Old St., London E.C.1)

- July 29-Aug. 2 Olympia
Ship's Gear International Exhibition
 (Municipal and Industrial Exhibitions, 3 Clements Inn, London W.C.2)

- Sept. 9-12 Queen Mary College, E.1
Elementary Particles
 (I.P.P.S., 47 Belgrave Sq., London S.W.1)

- Sept. 9-13 Grosvenor House Hotel
International Broadcasting Convention
 (I.B.C., c/o I.E.E., Savoy Pl., London W.C.2)

- Sept. 30-Oct. 2 I.E.E. Savoy Pl.
Tropospheric Wave Propagation
 (I.E.E., Savoy Pl., London W.C.2)

- Oct. 2-5 R.H.S. New Hall
R.S.G.B. Radio Communications Exhibition
 (P. Thorogood, 6 Museum Hse., Museum St., London W.C.2)

BELFAST

- Apr. 1-3 Queen's University
Heavy Particle Collisions
 (I.P.P.S., 47 Belgrave Sq., London S.W.1)

BIRMINGHAM

- Sept. 16-20 The University
Machine Tool Design and Research Conference
 (Dept. of Mechanical Engineer, The University, P.O. Box 363, Edgbaston, Birmingham 15)

BRIGHTON

- Oct. 8-10 Hotel Metropole
National Electronics Packaging Conference & Exhibition
 (Gordon Savill Exhibitions, 21 Victoria Rd., Surbiton, Surrey)

CAMBRIDGE

- Sept. 23-27 The University
Electronics Design
 (I.E.E., Savoy Pl., London W.C.2)

CARDIFF

- Apr. 18 & 19 Cathays Park
Audio-Visual Aids Conference and Exhibition
 (National Committee for Audio & Visual Aids in Education, 33 Queen Anne St., London W.1)

DURHAM

- Apr. 2 & 3 The University
Semimetals and Narrow Gap Semiconductors
 (I.P.P.S., 47 Belgrave Sq., London S.W.1)

EDINBURGH

- Aug. 5-10 The University
I.F.I.P. Data Processing Congress & Exhibition
 (I.F.I.P. Congress, 23 Dorest Sq., London N.W.1)

FARNBOROUGH

- Sept. 16-22 R.A.E.
Electronics and Air Show
 (S.B.A.C., 29 King St., St. James's, London S.W.1)

HARWELL

- May 9 & 10 A.E.R.E.
Low Energy Electron Diffraction
 (I.P.P.S., 47 Belgrave Sq., London S.W.1)

LOUGHBOROUGH

- Apr. 16-19 University of Technology
Modular Education for Industry
 (I.E.E.T.E. Ltd., 26 Bloomsbury Sq., London W.C.1)

MANCHESTER

- Sept. 3-6 Inst. of Science and Technology
Solid State Devices
 (I.P.P.S., 47 Belgrave Sq., London S.W.1)

- Sept. 24-28 Belle Vue
Electronics, Instruments, Control and Components Exhibition
 (Inst. of Electronics, 78 Shaw Rd., Rochdale, Lancs.)

- Nov. 4-6 Hotel Piccadilly
Electronic Instruments Exhibition
 (Industrial Exhibitions, 9 Argyll St., London W.1)

NOTTINGHAM

- Sept. 11-13 The University
Physical Aspects of Noise in Electronic Devices
 (I.P.P.S., 47 Belgrave Sq., London S.W.1)

OXFORD

- Apr. 1-4 Playhouse Theatre
Properties and Metrology of Surfaces
 (Inst. of Mechanical Engineers, 1 Birdcage Walk, London S.W.1)

SWANSEA

- July 15-18 University College
Electrical Contact Phenomena
 (I.P.P.S. 47 Belgrave Sq., London S.W.1)

WARWICK

- Aug. 29-31 The University
AC Properties of Superconductors and their Applications
 (I.P.P.S., 47 Belgrave Sq., London S.W.1)

OVERSEAS

- Apr. 1-6 Paris
Components Exhibition & Colloquium also Electroacoustic Exhibition
 (Fédération Nationale des Industries Electroniques, 16 rue de Presles, Paris 15e)

- Apr. 9-11 Houston
Telemetry Conference
 (R.H.D. Hardy, Serck Controls, Queensway, Leamington Spa, Warwick)

- Apr. 22-24 Atlantic City
Frequency Control Symposium
 (Mr. F. Timm, Electronic Components Lab., U.S. Army Electronics Cmnnd, Fort Monmouth, N.J.)

- May 8-10 Washington
Electronic Components Conference
 (I.E.E.E., 345 E. 47th St., New York, N.Y. 10017)

- May 14-17 Miami
Quantum Electronics Conference
 (W.W. Rigrod, Bell Telephone Labs., Murray Hill, N.J.)

- May 20-22 Detroit
International Microwave Symposium
 (Dr. G. I. Haddad, Electrical Engineering Dept. University of Michigan, Ann Arbor, Michigan 48104)

- June 10-14 Copenhagen
British Engineering Exhibition
 (S. Black, London Chamber of Commerce, 69 Cannon St., London E.C.4)

- June 12-14 Philadelphia
Conference on Communication
 (I.E.E.E., 345 E. 47th St., New York, N.Y. 10017)

- June 17-19 St. Louis
Microelectronics Symposium
 (I.E.E.E., 345 E. 47th St., New York, N.Y. 10017)

- June 20-22 Cleveland
Optimal Systems Planning
 (Prof. T. J. Williams, Laboratory for Applied Industrial Control, Purdue University, Lafayette, Indiana 47907)

March Meetings

Tickets are required for some meetings: readers are advised, therefore, to communicate with the society concerned.

LONDON

- 4th. I.E.E.—Colloquium on "Pulsed code modulation" at 10.00 at Savoy Pl., W.C.2.
- 5th. I.E.E. & I.E.R.E.—Colloquium on "Large scale integration" at 10.00 at Savoy Pl., W.C.2.
- 6th. B.K.S.T.S.—"A new loudness analyser" by H. Blässer at 19.30 at the Royal Overseas League, Park Pl., St. James's St., S.W.1.
- 7th. Inst. Electronics.—"Reed switches and their applications" by B. F. Pamplin at 18.45 at the London School of Hygiene & Tropical Medicine, Keppel St., W.C.1.
- 7th. R.T.S.—Discussion on "Cost versus quality in television receiver design" at 19.00 at the I.T.A., 70 Brompton Rd., S.W.3.
- 8th. I.E.E.—"British contributions to telecommunication" by R. J. Halsey at 17.30 at Savoy Pl., W.C.2.
- 11th. I.Mech.E. & I.E.E.—Discussion on "Roll stabilisation and auto pilots in marine engineering application" at 18.00 at 1 Birdcage Walk, S.W.1.
- 12th. Radar & Electronics Assoc.—"The influence of integrated circuits on equipment design" by K. H. Brinkman at 19.00 Mullard House, Torrington Pl., W.C.1.
- 12th. S.E.R.T.—"Colour television receiver design—current and future trends" by P. Mothersole at 19.00 at the London School of Hygiene and Tropical Medicine, Keppel St., W.C.1.
- 14th. I.E.R.E.—"Engineers must manage or be managed" by H. R. Sykes at 18.00 at 9 Bedford Sq., W.C.1.
- 18th. I.E.E.—Colloquium on "Threshold extension techniques" at 10.00 at Savoy Pl., W.C.2.
- 18th. I.E.R.E.—"Control: past, present and future" by Prof. H. H. Rosenbrock at 18.00 at the London School of Hygiene, Keppel St., W.C.1.
- 19th. I.E.E. & I.Mech.E.—Colloquium on "Engineering aspects of satellite design" at 10.30 at Savoy Pl., W.C.2.
- 19th. I.E.R.E.—"Integrated circuits for radio receivers" by W. D. Benson and B. Buckingham at 18.00 at the London School of Hygiene, Keppel St., W.C.1.
- 20th. I.E.E.—"Satellite communications" by W. J. Quill at 17.30 at Savoy Pl., W.C.2.
- 21st. I.E.E.—Colloquium on "The role of the computer in device, circuit and equipment design" at 14.30 at Savoy Pl., W.C.2.
- 22nd. R.T.S.—"Comparison of u.h.f. and v.h.f. coverage" by R. S. Sandell at 19.00 at the I.T.A., 70 Brompton Rd., S.W.3.
- 22nd. B.K.S.T.S.—"An electron-beam television film recorder" by John W. Overton at 19.30 at the Royal Overseas League, Park Pl., St. James's St., S.W.1.
- 25th. I.E.E. & I.Mech.E.—Discussion on "Fluidics and integrated circuits" at 17.30 at Savoy Pl., W.C.2.
- 27th. I.E.E.—"Waves in semiconductors—possibilities for new solid state devices" by Prof. G. Kino at 17.30 at Savoy Pl., W.C.2.
- 28th. I.E.E.—Discussion on "The engineer in society" at 17.30 at Savoy Pl., W.C.2.
- 28th. I.E.R.E.—"Cost effectiveness and systems analysis in defence" by T. H. Kerr at 18.00 at 9 Bedford Sq., W.C.1.

BANGOR

- 11th. I.E.E.—"Training the electrical engineer" by Prof. Emrys Williams at 18.30 at the School of Engineering Science, Dean St.

BATH

- 20th. I.E.R.E. & I.E.E.—"Microelectronics" by Dr. S. S. Forte at 19.00 at the Technical College, Avon St.

BIRMINGHAM

- 20th. R.T.S.—"The fully transistorised colour receiver" by S. C. Jones at 19.00 at the Medical Institute, Harborne Rd., Edgbaston.
- 25th. I.E.E. Grads.—"Waveguides" by Prof. E. M. Barlow at 19.00 at the University of Aston.
- 27th. S.E.R.T.—"Colour television" by B. J. Rogers at 19.30 at the Electrical Engineering Dept., the University, Edgbaston.

BRISTOL

- 6th. I.E.R.E. & B.C.S.—"Design of circuits using a digital computer" by E. Wolfendale at 19.00 at the University.
- 12th. R.T.S.—"Colour TV receivers—the PAL decoder" by B. J. Rogers at 19.30 at the Reception Rooms BBC, Whiteladies' Rd.
- 13th. S. Inst. Tech.—"Instrumentation of inertial navigation systems" by Prof. E. B. Pearson at 19.30 at the Dept. of Physics, the University, Royal Fort.

CAMBOURNE

- 14th. I.E.R.E. & R.T.S.—"Thyristors: modern applications in control systems" by G. Grimsdell at 19.00 at the Cornwall Technical College.

CAMBRIDGE

- 14th. I.E.E.—"The early history of radio" by G. M. Garratt at 20.00 the University Engineering Labs.

CARDIFF

- 4th. I.E.R.E. & I.E.E.—"Integrated circuits" by R. Smith at 18.00 at the University of Wales Institute of Science and Technology.
- 20th. R.T.S.—"Colour receiver design" by G. D. Barnes at 19.30 at the Llandaff Technical College.

CHELMSFORD

- 12th. I.E.R.E.—"Vision, television, colour television" by N. N. Parker-Smith at 18.30 at the Technical High School, Patching Hall Lane.

DERBY

- 6th. I.E.E.—"Changing patterns in communication" by J. H. H. Merriman at 18.30 at E.M.E.B. Showrooms, Irongate.

DUMFRIES

- 19th. I.E.E.—"Radio astronomy" by I. W. Sheffield at 19.30 at the Kings Arms Hotel.

EDINBURGH

- 5th. I.E.E. Grads.—"Waveguides" by Prof. H. E. M. Barlow at 18.15 at the Carlton Hotel.
- 13th. I.E.R.E. & I.E.E.—"Gas lasers" by G. M. Clark at 19.00 at the Dept. of Natural Philosophy, The University, Drummond St.
- 26th. I.E.E.—"Medical electronics" by D. W. Hill at 19.00 at Usher Hall.

GLASGOW

- 14th. I.E.R.E. & I.E.E.—"Gas lasers" by G. M. Clark at 19.00 at the Inst. of Engineers and Shipbuilders, 39 Elmbank Cres., C.2.

GRIMSBY

- 19th. I.E.E.—"Waves, waveguides and radar" by Prof. P. J. B. Clarricoats at 19.00 at the Yarborough Hotel.

HUDDERSFIELD

- 7th. I.E.R.E.—"Computer aided design" by J. G. Davies at 19.00 at the Dept. of Electrical Engineering, the College of Technology, Queens St.

LEICESTER

- 6th. I.E.R.E.—"Numerical control of machine tools" by D. Walker at 18.30 in the Physics Dept., the University.

LIVERPOOL

- 20th. I.E.R.E.—"Educational closed-circuit television" by E. T. Blakeman and H. Barrington at 19.00 at the Regional College of Technology, Byrom St.
- 27th. I.E.E. Grads.—"The design of high-quality audio amplifiers" by J. Dinsdale at 18.30 at the University.

MALVERN

- 25th. I.E.R.E.—"An introduction to acoustics" by F. H. Brittain at 19.00 at the Abbey Ballroom.

MANCHESTER

- 21st. I.E.R.E.—"Microelectronics" by I. M. Breingan at 19.15 at Renold Bldg, the University Institute of Science & Technology, Altrincham St.

MIDDLESBROUGH

- 26th. S.E.R.T.—"Development of electronic circuits for industry" by L. English at 19.15 at the Cleveland Scientific Inst., Corporation Rd.

NEWCASTLE-UPON-TYNE

- 1st. I.E.E.—"Thin film microelectronics" by R. S. Pinder at 18.30 at the University.
- 13th. I.E.R.E.—"Circuit design using digital computers" by E. Wolfendale at 18.00 at the Inst. of Mining and Mechanical Engineers, Neville Hall, Westgate Rd.
- 20th. S.E.R.T.—"Electronic remote control" by N. S. Richardson at 19.15 at the Charles Trevelyan Technical College, Maple Terrace.
- 28th. I.E.E.—"Medical electronics" by D. W. Hill at 19.30 at the City Hall.

NEWPORT, I.O.W.

- 1st. I.E.R.E.—"Optical communications using glass fibres" by Prof. W. A. Gambling at 19.00 at the Technical College.

PLYMOUTH

- 6th. R.T.S.—"Fleming Memorial Lecture "The strange journey from retina to brain" by Dr. R. W. G. Hunt at 19.30 at the Studios of Westward Television.
- 14th. I.E.R.E. & R.T.S.—"Thyristors—modern applications in control systems" by G. Grimsdell at 19.30 at Camborne Technical College.

PORTSMOUTH

- 13th. I.E.R.E.—"High-order idlerless multipliers" by S. V. Judd at 19.00 at the Highbury Technical College.

READING

- 12th. I.E.R.E.—"Transistor noise" by Dr. E. A. Faulkner at 19.00 at the J. J. Thomson Physical Labs., the University.

RUGBY

- 5th. I.E.E. Grads.—"Laser holography" by J. M. Burch at 18.15 at the College of Engineering Technology.

SHEFFIELD

- 12th. I.E.E.—"Medical electronics" by D. W. Hill at 19.30 at the City Hall.

SHRIVENHAM

- 12th. I.E.E.T.E.—"The laser beam and its applications" by C. S. Grace and L. G. Penhale at 19.30 at the Royal Military College of Science.

SOUTHAMPTON

- 5th. I.E.R.E. & Brit. Assoc.—"Modern methods of traffic control" by D. G. Hornby at 18.30 at the Lanchester Theatre, the University.

TENTERBANKS

- 6th. I.E.R.E.—"An approach to transistor reliability" by A. J. Melia at 19.15 at the Stafford College of Further Education.

WARRINGTON

- 7th. S.E.R.T.—"Electronics in nuclear power" at 20.00 at the White Hart Hotel, Sankey St.

Real and Imaginary

By "Vector"

The Parable of the P.B.X.

ONE of the more disturbing facets of the human mind is its capacity for self-deception; for maintaining its illusions in the face of contrary evidence. As an example in common experience consider the telephone, where the mental image conjured up is that of instant two-way verbal communication. This concept is often nonsense because it idealizes the circuit and takes no account of the human interfaces which can exist between the caller and his destination.

In any organization which is larger than one man and a boy, what happens? You lift the receiver and wait, meekly wait and murmur not (Moody and Sankey) until an imperious queen of your internal exchange deigns to answer; by which time your hitherto virgin blotting pad is filled with doodled fantasies and you have quite forgotten the number you wanted. This does not amuse Her Highness.

When this little *contretemps* has been sorted you settle down to another period of silence while (assuming you are not on S.T.D.) your queen seeks to attract the attention of the empress on the G.P.O. exchange. Two exchanges and three wrong numbers later your call is battering at the indicators of the destination private branch exchange. After another prescribed period (during which the leaves on the trees have been known to change from springtime hues to autumnal tints) an irritated "Yes?" signifies that you are within a stone's throw of success, awaiting only that blood-pressurizing moment when you are plugged in to a dead extension line and thereafter abandoned. You can agitate what is laughingly termed the recall button until smoke issues from it, and much good may it do you. . . .

DELAYS AT THE INTERFACES

There are various theories to account for these phenomena. One strong school of thought holds that you have been inconsiderate enough to require a call at that critical phase when the girl at the P.B.X. is casting on stitches for a new cardigan; another visualizes her as immersed in a Yoga-type trance which has Mick Jagger as its focal point. Be this as it may (and lady operators will rise as one cardiganed body to deny that it is) there is no disputing that in a typical medium-distance call the ratio of time delays at the interfaces to those over the purely electrical part of the circuit can easily be of the order of 10⁷:1 or even higher. And if you are not on S.T.D. then, brother, you are in even worse trouble.

So much then for the "instantaneous" image. If only our guesstimators could work out the man-hours wasted in "trying to get through", the figures would be frightening. Hundreds of thousands of pounds, and possibly millions, wasted per annum.

But I can hear someone objecting that this is a general condition and has nothing in particular to do with electronics. Black mark, that boy! It has got everything to do with electronics; or rather it should

have—and would have, if we were on our toes. The trouble with us, I suggest, is that we immerse ourselves far too much in the business of being clever at making electrons jump through hoops, regardless of whether they perform any particularly useful service in the process. We are not engaged in pure science; we are in an industry and an industry can only prosper by providing a service to the community.

The P.B.X. interface is an admirable case in point. Whether we are doing the operators an injustice or not (and I'm sure we are) is quite beside the question. The real issue is that here we have a system of interconnection which dates back to Alexander Graham Bell; a situation which cries out for the application of electronics and automation while we continue to sit like birds in the wilderness doing nothing about it. We haven't even got the excuse that it's a new problem, because it existed even in grandad's day; even if you regard the electronics industry as dating only from World War II we've still had a quarter of a century in which to pull something out of the hat. The inescapable thought is that we're a lot cleverer at designing computers, microcircuits and the like than we are at setting them to work on something really useful.

AN INTERIM SOLUTION

One interim solution to the P.B.X. problem—offered with diffidence because it must have been doodled on hundreds of blotters by apoplectic callers—consists in essentials of the installation of a solenoid under the operator's chair in such a manner that, when energized, it causes a pin to protrude with some degree of violence through a hole in the seat. The solenoid is connected in circuit with the recall button contacts on the caller's telephone and (fair play, chaps) all users are put on their honour to refrain from using the recall device for at least 20 seconds after lifting the receiver. I should perhaps add that the apparatus described has not been protected by letters patent; it is offered without restriction for the common weal. And if this should catch the eye of those having authority over us, the C.B.E., or what have you, should be forwarded in a plain envelope, care of the Editor.

Seriously though, the P.B.X. problem is merely a symptom of the general malady that affects the industry. There are plenty of things begging for an intelligent application of electronics if only we could be bothered; road safety for one, which I mentioned a few issues ago. But no; we continue to stick to the well-trodden paths of transistor portables, television sets, record players and so forth for the consumer market while the capital goods boys confine their activities to radio communications, with radar representing their farthest flung frontier. It's not exactly high adventure, is it?

I know it's a sacrilegious thought, but couldn't

the electronics industry benefit from a pin under its chair?

TAILPIECE

If you will pardon the expression, which is not, I think, inapposite. After the above was written and (as I fondly imagined) put safely to bed, I came across a news item in the business section of *The Times* for February 2nd which seems to suggest that the sooner someone inserts a pin under the seat of British industry the better.

You probably noticed it yourself, but in case not, it was to the effect that ten chairmen of various big British companies (including at least two identifiable with electronics) were setting sail on a luxury cruise to South Africa. The outward voyage will have taken 11½ days and Old Thunderer rather let itself go in its conjectures concerning lavish junketings in project aboard and dropped divers dark hints as to the mergers which might arise from the incarceration of ten business tycoons in one ship for nearly a fortnight. It also remarked that the basic cost of a suite on this particular excursion was a mere £2,566. I suppose it was mentioned just in case any of you other Top Readers might want to rough it for the summer hols.

Now, the readership of *The Times* is not, as Mr. Bumble, the beadle, would say, parochial. It is obligatory reading at top government levels all over the world. Let's suppose some old acquaintance of yours has bitten your ear for a fiver on the strength of a hard-luck story and that same evening you find him whooping it up with a bunch of the boys in the malamuk saloon . . . see what I mean? What must have those foreign government readers thought on reading *The Times* report? It seems to me that all those who have lent this country money or backed its devaluation policy have every right to be doing some pretty serious thinking—not to mention the few typists who set the trend for extra work without pay and all those who followed their example to "Back Britain". For here, according to report we have ten captains of industry absent from their respective helms and indulging in assorted Bacchanalia when they should be steering the ship of commerce across the green fields of Old England (as a politician once said).

There are, of course various ways of looking at a situation like this. It can be argued (and no doubt will be) that the money expended on this fiesta is fiddling and small compared with the business which may accrue. "May" is, of course, the operative word here and in any event the sums involved would pay a tidy few weeks' salaries of those who are putting in overtime for nothing. But perhaps chairmen have never heard of that new-fangled device, the heavier-than-air machine which gets one to South Africa in hours and would have taken the whole lot for approximately the price of one stateroom?

Although it is not implicitly stated in the report the reader is left with the impression that the whole enterprise is on an expense-account basis. This may not be so. We may have eleven hard-working chairmen taking their annual holidays at their private expense and, by a beautiful coincidence, electing to go to the same country on the same date and by the same ship. If that is so, then it is surely nobody's affair but their own.

Not exactly. For these are public figures and as such should pay due regard to the corporate image they project. It was surely a bad piece of public relations to have travelled in a body in such apparent ostentation with industry in such a parlous state as it is at present. It is too reminiscent of Nero fiddling while Rome was burning and, regrettably, not nearly so fictional. Or is the new slogan "I'm backing Britain—over a precipice"?

I still think we need pins, not air cushions, for the boardroom seats.

New Products

Electrolytic Capacitors


A NEW series of high value electrolytic capacitors, in which several new techniques have been used to increase capacitance, ripple current rating and working temperature without increasing can size, has been announced by Mullard. These capacitors, type 106 and 107, are suitable for use in applications where small physical size is required. Capacitance has been increased by using deeper etched foil electrodes of a new material and high permissible ripple current rating has been achieved by using a new electrolyte and a new construction method. In this method of construction, multiple connections to the anode and cathode make the capacitor immune to damage by rapid charge and discharge cycles. Heat is transferred from the capacitor windings by means of a metal spring that also holds the winding in place. A self-sealing vent acts as a safety valve and prevents pressure building up inside the can.

Compared with Mullard capacitors type C432, these in the 106/107 series have twice as much capacitance for a given can size, and at 70°C their ripple current ratings are three times as high. The capacitance range extends from 1,500 μ F to 0.15 F. Type 106 is for working voltages of 63 V and less, and type 107 for 100 V working. Mullard Ltd, Mullard House, Torrington Place, London, W.C.1.

W.W.301 for further details

Multipulser

A COMPATIBLE series of modules forming a wide-range flexible pulse generator, known as the multipulser, is the first proprietary instrument to be developed and produced commercially by Nuclear Measurements. The modules are side-by-side rack mounted and may be interconnected by means of front panel connectors to provide a wide variety of timing and pulse width sequences with either single or multiple outputs. The three types of module currently available will provide repetition rates from 1 Hz to 50 MHz; pulse width and delay from 20 ns to 200 ms; positive or negative pulses up to 5 V in amplitude into 50 Ω with a rise and fall time of 2 ns; 100% duty cycle at all



repetition rates; and stable burst operation with a constant input to output delay. The system is d.c. coupled and all modules have true current source outputs enabling signals to be easily mixed at module inputs. Module interconnecting logic levels for a zero and a one are nominally 0 and -16 mA, respectively (0 mV and 800 mV into 50 Ω). A standard 19-inch rack or bench crate will house up to six modules, the power supply connections being made up by a rear connector. Nuclear Measurements, Dalroad Industrial Estate, Dallow Road, Luton, Bedfordshire.

W.W. 302 for further details

Helical Potentiometers

EXTENSIONS to their range of helical potentiometers have been announced by Reliance Controls Ltd, of Swindon. A five-turn version of the standard ten-turn helical potentiometer known as Type HEL 05-B05 retains all the advantages of the ten-turn unit including an end torque in excess of 100 ounce inches (7,200 gm cm). This has been achieved by incorporating the end stop mechanism as an integral part of the spindle and not relying upon the impact of the wiper upon a stop. Resistance values of up to 50 k Ω are available with a standard linearity of $\pm 1\%$ or better to $\pm 0.25\%$ if required. With a body diameter of 0.5 inches this unit is suitable for the designer who has space problems. A three-turn version of the Reliance HEL 07-05 and HEL 07-10 helical potentiometers is now available. Designated the HEL 07-03 this potentiometer has a diameter of 0.770 inches and a length of only 1.625 inches. This new version offers a resistance range of 25 Ω to 45 k Ω . The standard resistance tolerance is $\pm 5\%$ with a linearity of $\pm 1\%$ or better if required. Reliance Controls Ltd, Drakes Way, Swindon, Wiltshire.

W.W. 303 for further details

Bone Conduction Headset


A LIGHTWEIGHT headset has been introduced that has been designed for use in applications where normal conversation is required in addition to communication with the equipment to which the headset is connected. The bone transducer microphone is of the variable reluctance type with an essentially inductive impedance of 300 Ω at 1 kHz. It has an open-circuit output of 400 μ V peak at normal conversation levels. The transducer should be terminated in a load impedance of 600 Ω for optimum performance over the telephony frequency band of 300 Hz — 3 kHz. The loudspeaker is of conventional construction and can be supplied with impedances of 30, 120, 150

or 600 Ω and requires a maximum drive power of 35 mW. The headset may be worn under a variety of protective helmets. It is comfortable and weighs only 144 grammes. Spembley Electronics, Enham Arch, Newbury Road, Andover, Hants.

W.W. 304 for further details

Group Delay Measuring Equipment

AN instrument is now available from STC for assessing the suitability of circuits for data transmission. Known as the 74257 Group Delay Measuring Equipment, the instrument may be used on audio, broadcast, and multicircuit telephone systems. The test signal may be obtained either from an internal oscillator covering the range 200 Hz—29.99 kHz, or from an external oscillator with a frequency range of 200 Hz to 120 kHz. A feature of the instrument is that both the delay time measurement and the internal oscillator frequency are displayed in digital form by cold cathode indicator tubes. The frequency of the internal oscillator is set by four switches which operate the display directly. Loop measure-



ments can be made on either a relative or an absolute basis, and end-to-end measurements may be made by using two equipments which can be many miles apart. The group delay measuring range is 0 \pm 20 milliseconds in 0.01 ms steps. The instrument is portable and uses solid state circuits operating from a.c. mains. Its dimensions are 22 $\frac{1}{4}$ x 9 $\frac{1}{2}$ x 16 in (565 x 241 x 406 mm) and its weight is 60lb (27.3 kg). Standard Telephones and Cables Ltd, Testing Apparatus and Special Systems Division, Corporation Road, Newport.


W.W. 305 for further details

H.F. Receiver

BY eliminating the r.f. stage, and the overloading and noise associated with it, Granger Associates in their Model 351 h.f. communications receiver have made possible a dynamic range as wide as 100 dB, an intermodulation distortion figure of better than 40 dB and an image rejection of better than 100 dB. The r.f. end is a single pre-selection tuned circuit followed immediately by an f.e.t. mixer which, with a v.h.f. local oscillator, provides up-conversion and places the image 130 MHz above the received frequency. The noise figure is 10 dB. Following the first mixer is a 65 MHz crystal filter and i.f. stage and a second f.e.t. mixer.

The receiver provides eight crystal-controlled channels in a frequency range of 1.65 to 40 MHz. Additional frequency coverage from 200 to 500 kHz is possible by substituting an optional set of coils for the standard ones fitted. Possible modes of reception, selected by a four-position switch are: upper sideband, lower sideband, a.m. and c.w. In addition, f.s.k. and i.s.b. reception can be provided by adaptors.

Two crystal-controlled local oscillators—the v.h.f. one already mentioned (range 66.5—



105 MHz) and an h.f. oscillator (range 4.65–43 MHz)—are used in a double frequency conversion that cancels out the drift of the v.h.f. oscillator. A fine frequency control is provided for each crystal. Frequency stability is ± 20 Hz up to 20 MHz, and 1 p.p.m. above 20 MHz.

Audio outputs provided are 10 mW into 600 Ω and 10 mW into 150 Ω . A VU meter is fitted. The receiver is designed for rack mounting and has a 19-in. panel. U.K. address of Granger Associates is: Russell House, Molesey Road, Walton-on-Thames, Surrey.

W.W.306 for further details

Thermoplastic Adhesive

A NON-STICKY adhesive that is available in thermoplastic and thermosetting forms, supplied unsupported or applied to one or both sides of a plastic film, has been introduced by G. T. Schjeldahl Co. It will bond plastic and plastic films, metals and metal foils, ferrites, natural and synthetic fabrics and rubber and wood. Visible evidence of setting is given as unsealed Schjeldahl-Bond is milky-white and on setting the adhesive becomes clear. It is of high resistance and dielectric strength and is suitable for overlaying printed circuits. Rolls may be obtained in widths from 0.5 to 22 inches with thickness from 0.5 mil to 12 mil. G. T. Schjeldahl Co., Eastern Road, Bracknell, Berks.

W.W. 307 for further details

Storage Display Unit


THE Tektronix type 611 storage display unit permits stored, non-fading, displays of alphanumeric and graphic information from digital computers and other data transmission systems. The Tektronix bistable storage c.r.t. is used eliminating the need for memory devices for refreshing the display and providing high information density without flicker. A write-through feature allows the operator to visually position the writing beam at any point on the c.r.t. without disturbing the previously stored information. The erase, non-store, write-through and view operating functions are remotely programmable through contacts at the rear of the instrument. An erase interval signal connector is also provided. Manual control

of erase and view is carried out from the front panel. The initial beam position can be set at any one of nine positions by means of internal switches, each of these positions being adjustable $\pm 10\%$ of full scale both horizontally and vertically. The time taken for the beam to settle within one spot diameter of the final position is 6 μ s or 4 μ s/cm whichever is the greater. Spot positional stability is quoted as being 0.1% or less of full scale/hour with a 75 Ω source impedance at between 20 to 30°C ambient temperature. Spot drift will not exceed 0.4, of full scale at the specified source impedance throughout the temperature operating range of the instrument (0 to 50°C). Resolution in the vertical axis is 500 stored line pairs and 400 stored line pairs in the horizontal axis (screen size 21cm x 16.3cm). Tektronix U.K. Ltd., Beaverton House, Station Approach, Harpenden, Herts.

W.W. 308 for further details

A. F. Millivoltmeter

THE Si451 a.f. millivoltmeter is the first of a new range of equipment to be produced by J. E. Sugden & Co. Ltd, Bradford Rd, Cleckheaton, Yorkshire. The four position range switch (1-10-100-1000 mV) operates in conjunction with a



scale switch that multiplies the setting of the range by a factor of 1, 2, 5, 10 or 20. The calibration of the instrument can be varied so that it indicates r.m.s. through to peak-to-peak by means of a front panel mounted potentiometer. Using the three controls mentioned so far, the pointer can be positioned at any convenient point on the scale—a useful feature when making relative measurements. A dB scale is incorporated in which 0 dB = 1 mW into 600 Ω . The input impedance is 1.1 M Ω and the frequency response is within 0.5 dB between 20 Hz and 20 kHz. The 3.5 inch meter movement carries four scales—1, 2, 5, and decibels and an auxiliary socket provides an output of up to 3 V at f.s.d. for feeding an oscilloscope. All internal ferrous material is cadmium plated and passivated and outer surfaces are p.v.c. clad with the exception of the front panel. The cost of the instrument is £30.

W.W. 309 for further details

Laser Range

A RANGE of argon ion and krypton ion lasers have been introduced by Nutronic Lasers, a division of Solid State Nutronics Ltd. Operating in the blue-green region of the spectrum, these lasers will supply outputs of 25 mW and 200 mW when operated in the fundamental transverse mode. When filled with Krypton the output power is less than stated above. The lasers have been designed to offer a stable 1,000 hour operational life (or 1 year) and employ a water cooled discharge tube, d.c. excitation and variable output. The output

wavelengths when filled with argon are 0.4880, 0.5145, 0.4965, 0.4579 and 0.5017 μ m; devices producing 0.4727, 0.4658 and 0.4545 μ m are available using an alternative mirror system. Delivery is from stock, 60 days maximum. Nutronic Lasers, Solid State Nutronics Ltd, 5A Voltaire Road, London S.W.4.

W.W. 310 for further details



Log Plotting Unit for X-Y Recorders

LOGARITHMIC or a.c. plotting facilities can be added to any x-y recorder by means of an accessory available from Electronic Associates Ltd. The model 5.46.0001 is a self-contained unit which accepts two plug-in modules and provides power for their operation in an x-y plotter. Accurate logarithmic plots of linear a.c. or d.c. functions are provided when the 12.1384 log module is plugged in, and automatic presentations of high-frequency sine-wave signals are provided when the 12.1134 a.c. module is used. The 12.1384 generates logarithmic plots of an input a.c. or d.c. voltage function in either the arm or pen axis, and when used in the accessory unit provides d.c.-log, a.c.-log, or log-log recording. The 12.1134 a.c. module enables the user to record sine-wave signals generated by a.c. amplifiers, transducers, audio-measuring devices and analogue computers. It can also be used in either the arm or pen axis. Electronic Associates Ltd., Victoria Road, Burgess Hill, Sussex.

W.W. 311 for further details

Cartridge Tape Recorder

A CARTRIDGE tape recorder that was inspired by the EXPO '67 "talking chair" equipment developed by the Rola Division of Plessey Components (Australia) has now been placed on the market. The recorder, known as the CT80, is supplied in rack mounted, desk-top mounted, recessed, and flush mounted versions. Each version operates with either three, five or seven-inch cartridge containers and all are available as either record-and-play or playback-only models. An optional "trip cue" attachment is available that allows cue tones of different frequencies to be recorded at various intervals along the tape—either while making the recording or at a later date. On subsequent replay, these "trip cues" are used to operate associated relays performing such functions as operating a slide projector, starting a film projector or separate tape unit, or activating warning lights. The desk-top and recessed versions are intended primarily for radio stations and dimen-




sions of the desk-top model are 7.375 inches high, 12.5 inches wide, and 11.5 inches deep. The rack-mounted CT80 unit is designed to fit into a standard 19 inch equipment rack and occupies 8.75 inches of vertical space. The Liaison Office Plessey Australia, The Plessey Company Ltd., Ilford, Essex.

W.W. 312 for further details

Plug-in Programmer

THE LATEST addition to the Sealectro range is a plug-in programme board for use with a 28 x 50 hole matrix. Programme pins are held in a single plug-in unit enabling a complete programme to be changed in one operation without the need to manipulate individual pins. With this arrangement programmes are semi-permanent although



individual pin positions in the plug-in unit can be altered if desired. The new unit is drawer mounted and requires just under 5.25 inches of vertical space in a standard 19 inch rack. Sealectro Ltd, Walton Rd, Farlington, Portsmouth, Hampshire.

W.W. 313 for further details

Rotary Stud Switch

TYPE 01 subminiature rotary stud switch with a fully adjustable stop mechanism is made by Radiatron, 7 Sheen Park, Richmond, Surrey. There are up to 12 positions and four poles per wafer. The diameter is 0.6in. Wafer material is ceramic and it has an insulation in terms of resistance of $10^{12} \Omega$ (between wafer and earth), while contact resistance is $4 M\Omega$. Maximum static load per contact is 3 A, and the switching rating is 200 V at 0.1 A. Life expectancy is said to be up to 10^6 rotations.

W.W. 314 for further details

Pulsed Carrier Generator

THE RADA-Pulser 5071B performs three functions. It will operate as a conventional r.f. signal generator providing c.w. signal between 10 and 250 MHz in five overlapping bands with a setting accuracy of 1 per cent. It contains a video generator



that will supply pulses that can be varied from 100 ns to 100 μ s in width at a repetition rate of between 50 and 5,000 pulses per second with rise and decay times of less than 20 ns. The third mode of operation entails combining the former two functions using an internal diode switch and buffer stage, the output now taking the form of a pulsed r.f. carrier of variable frequency and repetition rate with a fast risetime (10 ns). The output attenuator allows 102.5 dB of control in 0.5 dB steps. A 2.5 V (into 50 Ω) sync pulse is available, preceding the output pulse by 40 ns. Kay Electric Company, Maple Avenue, Pine Brook, New Jersey 07058. U.S.A.

W.W. 315 for further details

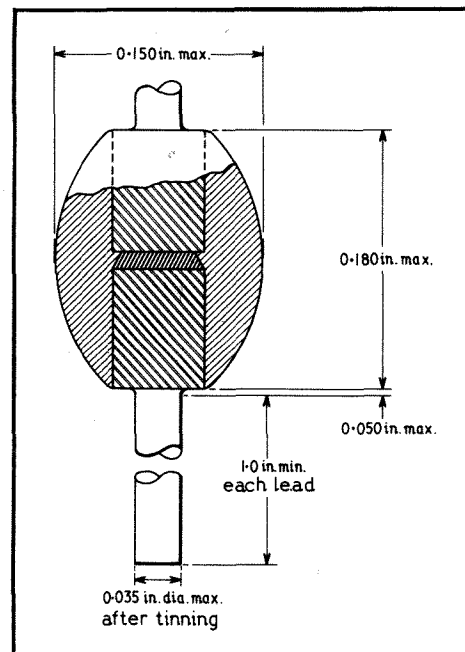
Wire-wound Resistors

RESISTORS wound to customers requirements for industrial or amateur use are available from the Planet Instrument Co., 25 Dominion Avenue, Leeds 7. Present facilities allow any value from 1 Ω to 20 k Ω to be wound. Four-lead meter shunts in the range 0.1 to 20 Ω are also available. Tolerances can be 0.5% or 1% with a maximum power handling of 1 W. Orders for individual components are handled.

W.W. 316 for further details


Transient Voltage Protected Rectifier

THE rectifier type A14D announced by the General Electric Company (USA) is a 1 amp device intended for general purpose, domestic and light



industrial applications. The large transient voltages associated with such applications can be safely dissipated within the device, the reverse avalanche rating being 1,000 W for 20 μ s. This surge capability together with the 400 V rating make this device suitable for 250 r.m.s. applications. Higher and lower voltage units are available. The 1 amp rating holds good at up to 75°C ambient temperature, the maximum surge current being 100 A. Other features include a miniature glass encapsulation and dual heatsink construction. The devices are available from Jermyn Industries, Vestry Estate, Sevenoaks, Kent.

W.W. 317 for further details



Speaker Enclosure

THE "Standard" loudspeaker system introduced with the Ravensbourne stereo amplifier earlier this year by Rogers Developments Ltd has been joined by a new, lower cost, enclosure called the Compact. The main drive unit is 8 inches in diameter with a 15 tesla (15,000 gauss) magnet and with a 25 Hz resonance. The tweeter is the type HF1300 by Rola Celestion. A crossover unit operating at 2.5 kHz employs air cored inductors and paper foil capacitors. The cabinet finish is in teak veneer with gold Tygan fret material. Frequency response is stated as being 50-14,000 Hz, the impedance 8-16 Ω and power handling capacity 10-15 W. Overall dimensions are 22 x 11.5 x 8.625 inches and the price is about £30. Rogers Developments Ltd, Rodevco Works, 4/14 Barmeston Road, Catford, London S.E.6.

W.W. 318 for further details

Press-fit Terminal

A NEW press-fit feed-through terminal is now available from Sealectro Ltd, Farlington, Portsmouth, Hants. Designated press-fit part no. FT-SM-56-L1 the component is manufactured from Teflon and has a gold plated brass lug which extends 0.370 inches above the 0.172 inch shoulder. The terminal is 0.0625 inches in diameter and has a central hole 0.040 inches in diameter.

W.W. 319 for further details

X-Band Hot Carrier Diodes


HOT carrier diodes are silicon epitaxial surface-passivated devices that use a metal-semiconductor junction rather than a p-n semiconductor junction. With a metal-semiconductor junction (Schottky barrier) the diode has no minority carriers and hence charge storage effects are virtually eliminated. The response, therefore, to a change in bias is much faster than with p-n junctions. A series of such diodes is being produced by Hewlett-Packard Ltd. One of these devices, type HP 2511, is encapsulated in a hermetically sealed metal-ceramic package designed for use with stripline techniques and is suitable for coaxial mixer and detector applications. Package inductance and capacitance are typically 0.35 nH and 0.21 pF respectively—low values that render the diode suitable in broadband applications. The noise figure, when the device is used in a conventional s.s.b. mixer, is less than 6 dB at a carrier fre-

quency of 3 GHz. The HP 2511 can withstand 15×10^{-7} Joules and the peak power dissipation (1 μ s pulses with a 1% duty factor) is 4 W. Power dissipation on c.w. is 200 mW. Mounted in a symmetrical microminiature ceramic package for waveguide, coaxial and stripline applications the diodes in the HP 2700 series are intended for use at frequencies both above and below and X-band. The package size is less than 0.06 inch in diameter and 0.05 inch in height, package inductance and capacitance are in the region of 0.3 nH and 0.13 pF. The symmetrical design allows the diodes to be inserted with either polarity into the circuit, meeting the need for forward or reverse pairs in balanced mixer configurations. The s.s.b. noise figure of the HP 2701 is less than 6 dB with a carrier frequency of 9.375 GHz. Allowable c.w. power dissipation is 100 mW. Hewlett Packard Ltd, 224 Bath Road, Slough, Bucks.

W.W. 320 for further details

Digital Test Meter

POWER FOR this instrument may be obtained from one of three separate sources; from the mains—100/140 V or 200/270 V, 50-60 Hz; from an internal 12 V accumulator which will give five hours of continuous operation on one charge (charging unit built in); or from ten U2 dry cell batteries giving 25 hours of intermittent operation. Weight without dry cells is 6.5 lb and the instrument measures $9 \times 8 \times 5$ inches. The display con-



sists of three cold-cathode type digital indicators and neons to show polarity of input and permissible over-ranging. The instrument is protected against incorrect use and overloads by a system of diodes, fuses and warning lamps. The Digt-test will measure 100 mV to 1,000 V d.c. in 5 ranges; 300 mV to 300 V a.c. (r.m.s.) in 4 ranges; 100 μ A to 1 A d.c. in 5 ranges; 300 μ A to 300 mA a.c. (r.m.s.) in 4 ranges; 100 Ω to 1 M Ω in 5 ranges. Accuracy is between 0.5 per cent and 2 per cent depending on range and function selected. The price is £158. Kynmore Engineering, 19 Buckingham Street, London W.C.2.

W.W. 321 for further details

Tape Reader

THE DDR40 tape reader has been designed by Data Dynamics to provide a low-cost unit for a wide range of applications in the business machine, data processing and industrial fields. The DDR40 is constructed on a modular basis and operates asynchronously at speeds up to 40 characters per second. Back spacing is available as a standard feature and the equipment will handle all standard grades and widths of paper tape. Reading is by means of a moulded brush system feeding into a set of gated amplifiers. Bi-directional drive is achieved by the use of a high torque stepping motor operating from a solid-state drive package. The DDR40 is fully compatible with the Data Dynamics range of Teletype page printers. Prices




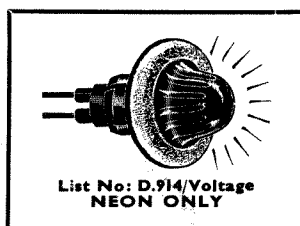

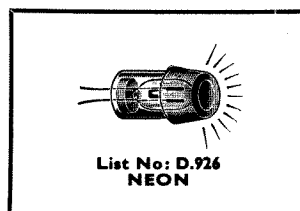
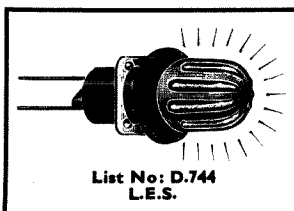

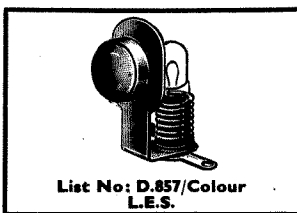

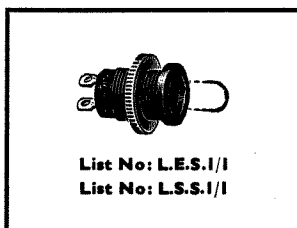
Wireless World, March 1968



THE HOUSE OF BULGIN
AT YOUR SERVICE

L.E.S. AND NEON MINIATURE SIGNAL LAMPS

Bulgin Miniature Signal Lamps, whether L.E.S. or Neon, conform to the highest electrical standards and are manufactured from approved grades of material, that guarantee long and useful life. Here we show only a small selection from our extensive range all of which are only slightly larger than the lamps they hold.




Send for Leaflet 1502/C

A. F. BULGIN & CO. LTD.,
Bye Pass Rd., Barking, Essex.
Tel: RIPpleway 5588 (12 lines)

MANUFACTURERS AND SUPPLIERS OF RADIO AND ELECTRONIC COMPONENTS TO

ADMIRALTY	MINISTRY OF WORKS	B.B.C.
WAR OFFICE	MINISTRY OF AVIATION	G.P.O.
AIR MINISTRY	MINISTRY OF SUPPLY	I.T.A.
HOME OFFICE	RESEARCH ESTABLISHMENTS	N.P.L.
CROWN AGENTS	U.K.A.E.A.	D.S.I.R.

WW-099 FOR FURTHER DETAILS



for the DDR40 range from £50 for a basic reader to £120 for a free-standing unit complete with electronics and power supply unit. Data Dynamics Ltd, Data House, Arundel Road, Uxbridge, Middlesex.

W.W. 322 for further details


Sealed Push-Button Microswitch

A SERIES of panel-mounted sealed push-button microswitches has been introduced by the Plessey Components Group's Microswitch Unit at Titchfield, Hants. Known as the 76.2510 Series, the microswitches incorporate an "O" ring panel seal and an oil-proof diaphragm actuator seal which protects the component from pressures of up to 3.46 kg/cm² (15 lb/sq.in). A one- or two-pole or changeover switch is fitted as a detachable assembly. Compression of the actuator tabs enables the basic switch assembly to be removed, thereby facilitating easy installation and wiring.

W.W. 323 for further details

Low Drift Electrometer

ZERO DRIFT on the model 602 electrometer from Keithley Instruments of America is less than 1 mV per day and the input impedance is 10¹⁴ Ω. As a voltmeter the instrument has nine ranges with f.s.d.s of 1 mV to 10 V at an accuracy of ±1% f.s.d. excluding noise and drift; zero offset is less than 300 μV/degree F after a 30 minute warm up period has elapsed. As an ammeter there are 28 ranges with f.s.d.s of 10⁻¹⁴ to 0.3 A (accuracy varies between ±2% and ±4% of f.s.d. depending on range selected), offset current is less than 5 x 10⁻¹⁵ A. As an ohmmeter 23 ranges are available from 100—10¹³ Ω, accuracy




is between ±3% and ±5% depending on range. As a coulombmeter 13 ranges are included from 10⁻¹³ to 10⁻⁶ coulombs, accuracy ±5% of f.s.d., drift due to offset current is not greater than 5 x 10⁻¹⁵ coulomb/sec. The instrument can also be used as a variable input resistance unity-gain amplifier with an accuracy of 50 parts per million or 100 μV exclusive of zero offset. In addition voltage and current recorder outputs are provided. Keithley Instruments Inc., 28775 Aurora Rd., Cleveland, Ohio 44139.

W.W. 324 for further details

Transient Measuring Voltmeter

TRANSIENTS of the order of 1 μs may be detected and measured on the Peak Lok model 440A voltmeter manufactured by the La Jolla division of Control Data Corporation, situated in California, U.S.A. The voltmeter reads positive, negative or bipolar (highest of either positive or negative) peaks, holding the reading indefinitely or until reset by a push button or electrical signal. Nine input ranges from 0.1 V to 1000 V are




provided and the response is d.c. to 1 MHz. There is no limitation on the input risetime and no recovery period is required. Accuracy on the taut-band meter is 1.5% of f.s.d. while an electronic output of 0 to +5 V (at up to 2 mA) is accurate to 1%. Applications of this instrument include the detection of momentary overloads; in product control, the determination of maximum weight or other parameter during a production run; in quality control reading peak strain of a sample during a vibration test. For those who require a portable instrument a battery operated option is available. The equipment is distributed in the U.K. by Claude Lyons Ltd, Instruments Division, Hoddesdon, Herts.

W.W. 325 for further details

Crosshatch and Dot Generator

THE TPG55 generator will provide (1) a dot pattern for static convergence tests; (2) a grid pattern for dynamic convergence tests; (3) a grey scale for tracking checks; and (4) a raster for purity adjustments. It provides either an r.f. output of several millivolts tunable over bands III, IV and V or a video signal of about 1 V into 75 Ω (negative sync). The signal characteristics are as



specified by the B.B.C. except that there are no equalizing pulses before and after the field pulse sync. group. The TPG55 measures 12 x 7.75 x 8.5 inches; weight with battery is under 9lb; and the price is £88 10s. The power supply needed for mains operations is extra costing £4 5s. Rank Bush Murphy Ltd, Welwyn Garden City, Herts.

W.W. 326 for further details


Parametric Amplifiers

TWO parametric amplifiers have been announced by Mullard for use at S- and X-band frequencies. Neither of the amplifiers requires cooling and both have a noise figure of 3 dB. Type CL9010 is for use at S-band frequencies in the range 2.7 to 3.3 GHz with a bandwidth of 15 MHz; type CL9060 is an X-band amplifier that operates in the range 7 to 12.4 GHz with a bandwidth of 50 MHz. Because of their compact size—15 x 9 x 9 inches—the amplifiers can be mounted directly behind a radar aerial. Mullard Ltd., Mullard House, Torrington Place, London W.C.1.

W.W. 327 for further details

PIN Diode Modulator

THIS variable r.f. reflection type attenuator (Sanders Type 6503/1) consists of a length of coaxial line containing a shunt p-i-n diode assembly to which negative bias is applied in order to increase the attenuation of the line. In this way attenuation of up to 35 dB can be achieved with a bias of 100 mA. Insertion loss is 2 dB and the specification is guaranteed to within the frequency limits 0.5 to 12.4 GHz. However, the makers state that the device is useful down to 100 MHz. The unit is fitted with one male and one female 50 Ω type N stainless steel connector and bias is applied via a silver-plated brass b.n.c. connector. Typical applications include



sweep or signal generator levelling, as a chopper for low-level signal detection, as a pulse or square-wave modulator for laboratory or system use, or as a protection device for wideband receivers. Musto & Steele Ltd, c/o Marconi Instruments—Sanders Division, Gunnels Wood Road, Stevenage.

W.W. 328 for further details

H O M E G R O W N

69 F Tantalum Capacitors are now made in Britain by EMIHUS Microcomponents Limited at their Glenrothes factory.

What does this mean to you? Plenty!

You are now assured of a regular and reliable source of supply—no import problems.


Then, the EMIHUS 69 F Tantalum Capacitors are smaller and less expensive than similar capacitors obtainable in Britain. And these EMIHUS 69 F Capacitors give the lowest leakage

current of all and are manufactured under the

strictest quality control conditions.

Approval to DEF 5134 A-4 is pending.

For full details write or 'phone to:



EMIHUS MICROCOMPONENTS LIMITED

Sales Office:

Heathrow House, Bath Road, Cranford, Hounslow, Middx.

Tel: 01-759-9584/5 9961/2 Telex: 23613.



WW-100 FOR FURTHER DETAILS

FAM EML 10

RECEPTION SETS R220/R220

These comprise two crystal controlled AM receivers and can be operated independent of each other on one spot frequency in the band 60-100 Mc/s., with built-in monitor speaker. They are housed in one metal cabinet, size 21½ x 12½ x 18½ in. and ready for immediate mains operation (200-250 v. 50 c/s.). Supplied BRAND NEW in original crate, complete with spares and manual. £20. Carr. 50/-.

POWER UNIT TYPE 24 FOR R.216 RECEIVER. A.C. operated 100-125 or 200-250 volts 50 c/s. BRAND NEW AND BOXED. £9/19/6. Carr. 10/6.

FILTER VARIABLE BAND PASS No. 1. Dual channel unit, each channel has variable slot frequency of 500-900 c/s., 1,200-1,600 c/s., and band pass facility. 600 ohms input and output, monitor input and high impedance output jacks. Standard rack mounting 3½ in. deep panel. Mains operation 200/250 v. 50 c/s. BRAND NEW. £5/19/6. Carr. 10/6.

HRO TUNING METER. 0-1 ma. New and boxed 25/-. Post 2/-.

BC-221 FREQUENCY METERS

Complete with crystal and valves. In perfect working order but **WITHOUT** calibration charts. £9/19/6. Carr. 10/6.

X'TALS

100/1,000 Kc/s. 10X size 3-pin, as used in Class D Wavemeter. Brand New, boxed. 21/- each. Post 1/-.

200 kc/s American G.E.C. ½ in. pins suitable for crystal calibrators, etc. Brand new, boxed, 7/6 each. Post 1/-.

V.H.F. SIGNAL GENERATOR

MARCONI TF-801A/1. Covers 10 to 310 Mc/s. (4 bands). DIRECTLY calibrated. Int. Mod. at 400, 1,000 and 5,000 c/s. Attenuated or force output. Guaranteed overhauled, accurate and in perfect working order. £35. Carr. £1.

BEAT FREQUENCY OSCILLATORS.

MARCONI TF-195M. Covers 10 cps. to 40 kc/s. in two sweeps. 0 to 20 kc/s. and 20 to 40 kc/s. Output 2 watts into 600 or 2,500 ohms. Panel meter indicates output voltage. A.C. mains operation 100 to 250 volts. First class condition. Fully tested. £20. Carr. 30/-.

AMERICAN HEADSET TYPE HS-30-U 600 impedance. BRAND NEW and boxed, 15/-, postage 2/6.

DISTORTION FACTORMETER

MARCONI TF-142E. This instrument measures the percentage of total harmonic distortion in the fundamental frequency range 100 to 8,000 c/s. The lowest scale engraving is 0.05%. Will handle 2 watts (continuous) and will give satisfactory readings with only 1 mW input. Mains operated. Output impedance 600 ohms. Very good condition. £29. Carr. 20/-.

MICROAMMETERS

R.C.A. 0-500 microamps. 2½ in. circular flush panel mounting. Dials are engraved 0-15, 0-600 volts. As used in the American version of the No. 19 set. BRAND NEW and boxed 15/-. P. & P. 1/6.

AR-88 SPARES

Knobs, Medium size, Set of 8	10/-
Knobs, Large size	5/6
Condenser (3 x 4 mfd.). Post 4/6	12/6
Mains Trans. (L.F.) (postage 9/-)	42/6
Escutcheons (Windows)	8/6

MINIATURE RELAYS

240 v. A.C. coils. Contact assembly "makes" and 1 C.O. 5 amps. Size 2 x 17½ x 1 in. Unused and removed from brand new equipment 8/6 post paid.

MOVING COIL PHONES. Finest quality Canadian with chamois ear-muffs and leather-covered headband. With lead and jack plug. Noise excluding and supremely comfortable. 22/6. As above but complete with moving coil microphones 25/-. DLR-5 Low impedance headphones with attached throat microphone. 12/6. All these items BRAND NEW. Postage extra 2/6.

CINTEL NUCLEONIC SCALERS

Nos. 36402 and 36411. Unused with handbook. List Price £300/£320. Our Price £65.

CRT Type 89D as used in the Cossor 1035 Oscilloscope. Brand New 59/6. P. & P. 4/6.

ADVANCE TEST EQUIPMENT

H1B Audio Signal Generator	£30 0
J1B Audio Signal Generator	£30 0
J2B Audio Signal Generator	£35 0
TT18 Transistor Tester	£37 10
VM76 AC/DC Valve Voltmeter	£72 0
VM77 AC Millivoltmeter	£40 0
VM78 AC Millivoltmeter (transistorised)	£40 0
VM79 UHF Millivoltmeter (transistorised)	£125 0

These are current production, manufactured in U.K. by Advance Electronics Ltd. (not discontinued models). Showing a saving of approximately 33½% on nett trade price. BRAND NEW, all in original sealed carton. Carr. 10/- extra per item. Special offer of 10% discount for schools and technical colleges, etc.

WIRELESS SET No. 76

A compact CW only crystal controlled transmitter. Consists of a Pierce crystal oscillator (807) and a Power Amplifier (807). Both are cathode keyed by means of a relay. Six switched crystal channels are available in the frequency range of 2 to 12 Mc/s. (Crystals not included.) Aerial current is indicated on a panel meter and two spare valves are supplied. Operates from 12 v. car battery via internal rotary transformer. RF output 9 watts. Contained in steel case 12 x 12 x 8 in. Weight 30 lbs. Ideal for 80 or 40 meters or cheap enough for breakdown. Good condition and working order. Circuit included. £4/5/-. Carr. 10/-.

HRO RECEIVER £30

The octal valve version. In mint condition. Complete with all nine general coverage coil sets covering 50 kc/s. to 30 Mc/s. Instruction Booklet and circuit, but less external power supply. Carriage 30/-. Complete manual available at 30/- extra.

PRICES NOW REDUCED CINTEL EQUIPMENT-ELECTROLYTIC CAPACITANCE AND INCREMENTAL INDUCTANCE BRIDGE No. 36601

A modern instrument, all solid state, which accurately measures the capacity of electrolytic condensers from 0.1µF to 1,000µF under operating conditions. Leakage current and polarizing voltage are separately metered. Inductances from 100 mH to 100 H can also be measured with current up to 100 mA. A.C. mains operation. Unused with handbook. List price £220. Our Price £70.

WIDE RANGE CAPACITANCE BRIDGE. No. 1864. A matching instrument to the above. All solid state. Mains operation. Measures from 0.002pF to 100µF. Unused with handbook. List Price £250. Our Price £75.

MARCONI TEST EQUIPMENT

PORTABLE FREQUENCY METER TYPE TF.1026 SERIES
 TF.1026/4 2,000/4,000 Mc/s., TF.1026/5 1,800/2,200 Mc/s.,
 TF.1026/6 3,800/4,200 Mc/s., TF.1026/7 1,700/2,100 Mc/s.,
 TF.1026/9 2,425/2,525 Mc/s. £40 each.

WIDE BAND MILLIVOLTMETER TYPE TF.1371
 100µv to 300 mv in five ranges. 30 c/s. to 30 mc/s. £45.

VACUUM TUBE VOLTMETER TYPE TF.1300
 A.C. measurement 0.05 to 100 v., 20 c/s. to 300 Mc/s. D.C. measurement 0.1 to 300 v. Each over 5 ranges. Will also measure ohms, 50Ω to 5mΩ in 2 ranges. £45.

SENSITIVE VALVE VOLTMETER TYPE TF.1100
 100µv to 300 v. A.C. in 12 ranges. 10 c/s. to 10 Mc/s. Can also be used as a wide-band amplifier. £50.

DELAY GENERATOR TYPE TF.1415.
 Provides sweep-delaying facilities when used in conjunction with the TF.1330 (series) or similar oscilloscope. Alternatively, it may be used independently as a general purpose delay generator. £35.

TF.867.A Standard Signal Generator	£200
TF.890.A/1. R.F. Test Set	£150
TF.1020.A/2 R.F. Power Meter	£50
TF.1066.B/2 U.H.F. F.M. Signal Generator	£200
TF.1067 Heterodyne Frequency Meter	£65
TF.1102 Amplitude Modulator	£40
TF.1221 Heterodyne Unit	£125
TF.1274 V.H.F. Bridge Oscillator	£40
TF.1275 V.H.F. Bridge Detector	£40
TF.1350/1 Power Unit for TF.1346/1	£40
TF.1400 Double Pulse Generator	£100

Detailed technical specifications supplied upon request. Offered BRAND NEW at fraction of original cost.

PCR-I RECEIVERS

Covers 860-2080 metres, 190-570 metres, 5.6-18 Mc/s. 1 R.F. and 2 I.F. stages, 6 valves. Internal speaker, requires external Power supply. Circuit supplied. Fully tested prior to despatch. £7/19/6. Carr. 10/6. Fuller details upon request. Brand new external Power Supply Units, Vibrator Unit for operation from 12v. car battery, for caravans or boats 15/6 or A.C. Mains Units £2. Carr. 5/6.

AR.88 VIBRATOR POWER SUPPLY

UNIT. Operates from 6-8 volt D.C. supply. Output 300 volts, 90 ma. Brand new, boxed, complete with leads. 15/-, postage 7/6.

ADVANCE POWER UNIT TYPE DC4.

12 volts D.C. 4 amps output. A.C. Mains operation 200-245 volts 50 c/s. Brand new. Boxed, £20. Carriage 10/6.

INDUSTRIAL METER, Iron clad. 0-300

volts A.C. 50 c/s. Moving iron, 6in. scale FI. mtg. Brand new, boxed, 59/6, postage 7/6.

SIGNAL GENERATOR CT-218 (FM/AM). MARCONI TF 937.

Covers 85 Kc/s. to 30 Mc/s. in 8 switched ranges. Effective length of film scale is 50ft. Output level variable in 1 dB steps from 1µV to 100mV (75Ω). Also IV Outputs down to 0.1µV from an outlet at 7.5Ω. Int. mod. at 400 c/s., 1 Kc/s., 1.6 Kc/s. and 3 Kc/s. FM at frequencies above 394 Kc/s. Variable mod. depth and deviation. Crystal calibrator 200 Kc/s. and 2 Mc/s. Monitor speaker for beat detection. Fully metered, blower cooled, Panclimatic. A.C. mains 100 to 150 and 200 to 250 volts, 45 to 100 c/s. 17 x 20½ x 17½ in. Weight 117 lbs. Fully tested and guaranteed. Fraction of original cost. £65. Carr. 50/-.

T.C.C. METALPACK CONDENSERS.


0.1 mfd. 500 v. D.C. wkg. at 70°C. Brand new, polythene wrapped, 7/6 doz., or £2 per 100.
T.C.C. METALMITE 350 v. D.C. wkg. 0.1 mfd. (CP37N): 0.05 mfd. (CP35N): 0.91 mfd. (CP.32N) all at 5/6 doz. or 32/6 per 100.
SPRAGUE METAL CASED CONDENSERS 0.01 mfd. 1,000 v. D.C. wkg., 5/6 doz. or 32/6 per 100.

T.C.C. VISCONAL CONDENSERS.

8 mfd. 800 v. D.C. wkg. at 71°C. CP 152 v. Size 3 x 1½ x 5in. high. BRAND NEW (boxed), 8/6 each. **DUBILIER.** 4 mfd. 600 v. wkg. CP 130T or similar 1½ x 1½ x 4½ in. high. BRAND NEW (boxed), 4/6 each. All post paid.

STANDARD TRANSFORMERS

Vacuum impregnated, interleaved. E.S. screen, universal mounting. Size 4 x 3½ x 2½ in. ALL BRAND NEW. 24/- each. Post 4/6.
Type 1. 250-0-250 v. 80 mA. 6.3 v. 3.5 a., 6.3 v. 1 a., tapped at 2 a.
Type 2. As above but 350-0-350 v. 80 mA.
Type 3. 30 v. 2 a., tapped at 12, 15, 20 and 24 v. to give 3-4-5-6-8-9-10 v., etc.
Type 5. 0-6-9-15 v. 4 a. Ideal for chargers.



LOW CAPACITANCE BRIDGE

MARCONI TF. 1342. Range 0.002 pF. to 1,111 pF. Accuracy 0.2%. Three terminal transformer ratio arm bridge allows "in situ" measurements. Internal oscillator frequency 1,000 c/s. 12 x 17 x 8½ in. Weight 15½ lbs. A.C. mains 200 to 250 and 100 to 150 v. 40-100 c/s. With leads and handbook. **ABSOLUTELY BRAND NEW.** List Price £120. Our Price £45.

CHARLES BRITAIN (Radio) LTD.
11 UPPER SAINT MARTIN'S LANE
LONDON, W.C.2. 01-836 0545

Near Leicester Sq. Station. (Opposite Thorn House)
 Shop hours 9-6 p.m. (9-1 Thursday). Open all day Saturday.

VIKING AMPLIFIER

50 WATT AMPLIFIER

An extremely reliable general purpose valve amplifier. Its rugged construction yet space age styling and design makes it by far the best value for money.

TECHNICAL SPECIFICATIONS
4 electronically mixed channels, with 2 inputs per channel, enables the use of 8 separate instruments at the same time. The volume controls for each channel are located directly above the corresponding input sockets.

SENSITIVITIES AND INPUT IMPEDANCES

CHANNEL 1 4mV. AT 470K. } These 2 Channels (4 inputs) are suitable for
CHANNEL 2 4mV. AT 470K. } microphone or guitars.
CHANNEL 3 200mV. AT 1m. } Suitable for most high output instruments
CHANNEL 4 200mV. AT 1m. } (gram, tuner, organ etc).
INPUT SENSITIVITY RELATIVE TO 10V OUTPUT.

TONE CONTROLS ARE COMMON TO ALL INPUTS.

BASS BOOST +12 dB AT 60 Hz/s. **BASS CUT** -13 dB AT 60 Hz/s. **TREBLE BOOST** +11 dB AT 15 KHz/s. **TREBLE CUT** -12 dB AT 15 KHz/s.
WITH BASS AND TREBLE CONTROLS CENTRAL -3 dB POINTS ARE 30 Hz/s. AND 20 KHz/s.

POWER OUTPUT

FOR SPEECH AND MUSIC 50 WATTS RMS. 100 WATTS PEAK.
FOR SUSTAINED MUSIC 45 WATTS RMS. 90 WATTS PEAK.
FOR SINE WAVE 38.5 WATTS RMS. NEARLY 80 WATTS PEAK.
TOTAL DISTORTION AT RATED OUTPUT 3.2% AT 1 KHz/s.
TOTAL DISTORTION AT 20 WATTS 0.15% AT 1 KHz/s.
OUTPUT TO MATCH INTO 8 OR 15 OHMS SPEAKER SYSTEM.

NEGATIVE FEED BACK 20 dB AT 1 KHz/s.


SIGNAL TO NOISE RATIO 60 dB.

MAINS VOLTAGES. Adjustable from 200-250 V A.C. 50-50 Hz/s. A protective fuse is located at the rear of unit.
VALVE LINE UP: Double purpose ECC83 x 3, EL34 x 2 and GZ 34.



'ELEGANT SEVEN' MK III SPECIAL OFFER

- ★ De luxe wooden cabinet size 12½ × 8½ × 3½ in.
- ★ Horizontal easy to read tuning scale printed grey with black letters, size 1½ × 2 in.
- ★ High "Q" ferrite rod aerial.
- ★ I.F. neutralization on each separate stage.
- ★ D.C. coupled push pull output stage with separate A.C. negative feedback
- ★ Room filling output 350 mW.
- ★ Ready etched and drilled printed circuit board back printed for foolproof construction.
- ★ Fully comprehensive instructions and point-to-point wiring diagram.
- ★ Car aerial socket.
- ★ Fully tunable over medium and long wave. 168-535 metres and 1,250-2000 metres.
- ★ All components, ferrite rod and tuning assembly mount on printed board.
- ★ 5in. P.M. Speaker.
- ★ Parts list and circuit diagrams 2/6 free with parts.



ONLY **£4.9.6** Plus 7/6 P. & P.

Buy yourself an easy to build 7 transistor radio and save at least £10. Now you can build this superb transistor superhet radio for under £4/10/- No one else can offer such a fantastic radio with so many de luxe star features.

Power supply kit to purchasers of "Elegant Seven" parts, incorporating mains transformer, rectifier and smoothing condenser. A.C. mains 200/250 volts. Output 9 v. 100 mA. 9/6 extra.




FIRST QUALITY PVC TAPE

Size	Std.	850ft.	9/-	5in. L.P.	850ft.	10/6	ON EACH
7in.	Std.	1,200ft.	11/6	3in. T.P.	600ft.	10/6	1/6.
3in.	L.P.	240ft.	4/-	5in. T.P.	1,800ft.	25/6	
5½in.	L.P.	1,200ft.	11/6	5½in. T.P.	2,400ft.	32/6	4 OR MORE
5½in.	D.P.	1,800ft.	18/6	7in. T.P.	3,600ft.	42/6	POST FREE.
7in.	L.P.	1,800ft.	18/6	4in. T.P.	900ft.	15/-	

PRICE
27 gns.
P. & P. 20/-

STAR SR 150 COMMUNICATIONS RECEIVER

Frequency range 535 kc/s—30 Mc/s four wave bands, four valve plus metal rectifier superhe circuit incorporates B.F.O. band spread tuning, "S" meter external telescopic aerial—ferrite aerial, built-in 4in. speaker, easy to read dial. For 240v. A.C. operation, complete brand new with full instruction manual. £17/17/- + 10/- p. & p.



NEW! The DORSET TRANSISTOR PORTABLE RADIO with BABY ALARM Facilities

Special offer—Power Supply Kit to purchasers of Dorset Portable Radio parts incorporating mains transformer, rectifier and smoothing condenser, AC mains 200/250v. output 9v. 100mA. 9/6 extra. 600 milli-watt solid state 7 transistor plus diode and thermistor. Completely modularised high quality portable radio featuring complementary N.P.N. and P.N.P. output stage.

PRICE:
£5.5.0 Plus 7/6 P. & P.
Circuit and parts list 2/6, free with parts.

The comprehensive easy-to-follow drawings supplied make this the easiest-ever transistor radio set of parts, with the following features:

- ★ Simple connections to only 6 tags on the R.F./I.F. module, 3 I.F. stages, osc. coil and 3 transistors which, with their associated components are completely wired.
- ★ Only 4 connections on the A.F. module to complete the 4 transistor 600 milli-watt solid state amplifier.
- ★ Pre-aligned R.F./I.F. module built and tested.
- ★ A.F. module built and tested.
- ★ Fully tunable over M.W. and L.W. bands. M.W. 540-1,640 Kc/s. (557-183 metres). L.W. 150-275 Kc/s. (2,000-1,100 metres).
- ★ Intermediate Frequency 470 Kc/s.
- ★ Sensitivity: M.W. at 1 Mc/s 10 microvolts plus or minus 3 dB. L.W. at 200 Kc/s. 40 microvolt plus or minus 4 dB.
- ★ High Q internal ferrite rod aerial on both wavebands.
- ★ Class "B" modularised output stage with thermistor controlled heat stabilization. Class "B" output stage ensures long battery life. Current drain is proportional to the output level. Total current drain of the receiver under no signal conditions is 10-12 mA. At reasonable listening level 20-30 mA.
- ★ Extension sockets for car aerial input, tape recorder output (independent of volume control) and Ext. Speaker.
- ★ All components (except speaker) mount on the printed circuit board. Easy to follow instructions. Size of cabinet 12in. long, 8in. high and 3in. deep.
- ★ Fingertip controls.

BRESGÉS Geared Motor

240 V. A.C. Mains 50 Hz. 0.49 amp (65 watt). Ungeared speed 2,750 R.P.M. Geared speed 80 R.P.M. Constant Gear ratio 35:1. Reversible. Spindle dia. 12 mm. (0.473in.). Spindle length 1½in. 7½in. long x 4½in. wide x 4½in. deep. Cost £20, our price £7/19/6. 7/6 P. & P.

RADIO AND T.V. COMPONENTS (ACTON) LTD

21A HIGH STREET, ACTON, LONDON, W.3.

SHOP HOURS 9 a.m. to 6 p.m. EARLY CLOSING WEDNESDAY.

Terms C.W.O. Goods not despatched outside U.K. All enquiries stamped add. envelope.

323 EDGWARE ROAD, LONDON, W.2. Early closing Thursday.

PERSONAL SHOPPERS ONLY.

All orders by post must be sent to our Acton address.

FOUR PLUS FOUR Stereo Amplifier

A superb High Quality, yet inexpensive stereo amplifier. Due to great demand we are now able to offer this precision made instrument at a fantastically low price. Its quality, reliability and styling has in no way been marred by its low price.

SPECIFICATIONS. Elegant styled cabinet (sizes 16in. wide, 5in. high, 8½in. deep) in black rexine and wood-grained sides. Brushed aluminium front panel with contrasting black/silver knobs.

CONTROLS. Stereo/Mono switch. Gram/Aux. switch. Volume left. Volume right. Treble (cut and lift). Bass (cut and lift). Separate on/off switch. Neon pilot indicator.

INPUTS AND OUTPUTS (per channel). Gram, Aux., Tape out and Speaker out. A switched mains socket is also provided at the rear of unit.

Employs Mullard valves throughout. ECC83 and 2 × ECL 86. With a metal bridge rectification.

TECHNICAL SPECIFICATIONS

Gram sensitivity 40 mV. at 1 KHz. Aux. sensitivity 50 mV. at 1 KHz. (sensitivities are given for rated output). 4 watts R.M.S. per channel (3 watts R.M.S. in monoral position). Output matches into standard 3 ohms speaker system. Suitable 10in. x 6in. speakers are available at 29/6 each + 5/- P. & P.

Bass control at 100 Hz lift +9dB, cut -10 dB.

Treble control at 10 KHz. Lift +8dB, cut -13dB.

Total harmonic distortion 0.35% at 3 watts and 2% for rated output at 1 KHz.

Negative feedback 13dB at 1 KHz. Mains supply 220-250 v. A.C. 50-60 Hz. PRICE 13 gns. P. & P. 15/-.

600 mW SOLID STATE 4-TRANSISTOR AMPLIFIER

Frequency response -3dB points 90 c/s. and 12 kc/s. Price 15/- plus 1/- P. & P. 7 × 4 speaker to suit, 13/6, plus 2/- P. & P.

Features NPN and PNP Complementary Symmetrical Output Stage. 2½ × 2½ × 3½ in. Speaker output impedance 12 ohms.

2½ WATT ALL TRANSISTOR AMPLIFIER

A.C. mains 240v. Size 7in. × 4½in. × 1½in.

Frequency response 100 c/s—10 Kc/s.

Semi conductors, two OC 75's, two AC 128's and two stabilizers AA129.

Tone and volume controls on flying leads. £2/10/- + P. & P. 3/6.

Suitable 8in. × 5in. 10,000 line high flux speaker. 18/6 plus 2/- P. & P.

BSR TAPE DECKS 200/250 v. A.C. mains

Type TD2. Tape speed 3½ twin track, £6/19/6.

Type TD10, 2-track, 3 speed, plus rev. counter, £7/19/6.

Type TD10, 4-track, 3 speed, plus rev. counter, £9/5/- P. & P. on each type 7/6.

3 TO 4 WATT AMPLIFIER

3-4 watt Amplifier, built and tested. Chassis size 7 × 3½ × 1½ in. Separate bass, treble and volume control. Double wound mains transformer, metal rectifier and output transformer for 3 ohms speaker. Valves ECC81 and 6V6, £2/5/- plus 5/6 P. & P.



M. I. P. PYROMETER Temperature Range

50°F—230°F and 10°C—110°C

Built in a robust case, (5½in. x 4in. x 1½in.)

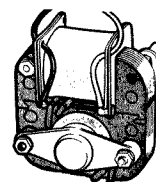
Complete with probe and batteries.

Only £5.0.0. Plus 5/- P. & P.

A very useful instrument, directly calibrated in centigrade and Fahrenheit on an easy to read moving coil meter.

Particularly suitable where heatrise plays an important part in the functions of:— Instruments, Cars, Cooling or Heating Systems, etc.

AC MAINS MOTOR



1400 R.P.M. Price 9/6 P. & P. 230/250 V. 3/-

LIND-AIR LTD (ELECTRONICS)

LONDON'S LEADING COMPONENT SHOPS

25 & 53 TOTTENHAM COURT ROAD, LONDON, W.1 Tel: 01-580 4534/7679
 Open 9-6 p.m. Monday to Saturday inclusive. Open Thursday until 7 p.m.

★ ALL POST ORDERS TO DEPT. WW368, 25 TOTTENHAM CT. ROAD, LONDON, W.1 ★

COMPLETE HI-FI STEREO SYSTEM ONLY 59 GNS. CARR. 20/-

ALL TRANSISTOR 6 WATTS PER CHANNEL STEREO HI-FI SYSTEM OFFERING A PERFORMANCE EQUAL TO IF NOT BETTER THAN SIMILAR SYSTEMS COSTING UP TO DOUBLE THE PRICE. Modern styling plus advanced circuitry using latest silicon transistors throughout. The famous GARRARD 3000 Record Carriage fitted lightweight tubular arm with SONOTONE 9TAHC STEREO/MONO DIAMOND CARTRIDGE will play all sizes of records. (4 speeds 78, 45, 33 $\frac{1}{3}$, 16 $\frac{2}{3}$ r.p.m.) Will play up to 9 records automatically, also provision for manual play. Amplifiers and controls are mounted below record player and incorporate Bass, Treble, Volume and Balance controls and On/Off, Gram/Radio, Mono/Stereo slide switches. TWO IDENTICAL LOUDSPEAKER SYSTEMS each incorporating separate bass speakers and high frequency units with crossover network provide full frequency reproduction and are complete with 10ft. leads and plugs for connection to amplifier. Will fit easily on to bookshelves, room dividers or existing furniture. BRIEF SPEC. Player/Amplifier unit, Teak finish, size 16 $\frac{1}{2}$ x 14 x 2 $\frac{1}{2}$ in. 200/250v. A.C. operation. Inputs for Radio Tuner/Tape Recorder also outputs for Tape Recorder. Loudspeaker Systems. Teak finish. Size (each) 13 x 7 x 8in. Supplied complete with instruction booklet. Ready to plug in and play. SEND YOUR ORDER NOW OR CALL AND HEAR THIS MARVELLOUS HI-FI STEREO SYSTEM. Only 59 gns. plus 20/- Carriage and Insurance. (Rosewood finish 3 gns. extra.) (Perspex Cover 3 gns. extra.)



GARRARD DECKS

- | | | | |
|---|----------|------------------|-------------|
| Model 3000 with Sonotone 9TAHC Stereo Cartridge | £9 19 6 | Mono Cartridge | 17/6 extra. |
| AT90 Mk. I less cartridge | £10 19 6 | Stereo Cartridge | 22/6 extra. |
| AT90 Mk. II less cartridge | £12 19 6 | | |
| SP85 Mk. II less cartridge | £10 19 6 | | |
| LAB80 Mk. II less cartridge | £24 19 6 | | |

TEAK FINISH PLINTHS with perspex cover 8 $\frac{1}{2}$ gns. (For LAB80 8 $\frac{1}{2}$ gns.). P. & P. 5/- Agents for Thorens Dual, Goldring. Prices on request.

TRANSISTOR F.M. TUNER ONLY £6-7-6 P&P 4/-



6 Transistor, FM tuner Frequency range 88-108 Mc/s. Size 6 x 4 x 2 $\frac{1}{2}$ in. Ready built for use with most amplifiers. 9 v. battery operation. Complete with instructions. ONLY FROM LIND-AIR!

LINEAR AMPLIFIERS

- Latest A.C. Mains Models offering highest quality at modest cost.
- L750.** All Transistor 12 watts Stereo. Inputs for Tuner, Gram, Mike. Separate Bass, Treble, Balance and Volume controls. £15/15/- Carr. 7/6. Teak case £3/10/- extra.
- PTA15** (as illus.) All Transistor. 15 watts Mono. Inputs for Tuner, Gram, Mike, Guitar Bass, Treble and Two volume controls. £15/15/- Carr. 7/6. Teak case, £3/10/- extra.
- L745.** 3 VALVE 5 watts Mono. Inputs for Tuner, Gram, Mike, Bass, Treble and Volume controls. £26/19/6 Carr. 5/6. Metal cover 15/- extra. Full details sent on request.

MOTOR BARGAINS

- Ideal for model makers, record players, tape decks, etc.
- 3.3 D.C. Motor.** 10,900 r.p.m. at 230 mA. 1 $\frac{1}{2}$ in. x 1in. dia. Shaft 1 $\frac{1}{2}$ in. long x 3/64 dia., 9/6. P. & P. 2/-.
- 9 v. D.C. Gram-deck replacement motor.** 2in. x 1 $\frac{1}{2}$ in. dia. Shaft 1 $\frac{1}{2}$ in. long x 3/32in., 17/6. P. & P. 2/-.
- 200/250 v. A.C. Tape Deck Motor.** 50 c/s. 50 watts, single phase. Belt drive pulley. Take up and rewind. 3in. dia. Two are used together with capstan motor. Easy mounting 27/6. P. & P. 5/6.

MULTIMETERS

- TTC1001 (as illus.) 20,000 o.p.v. £3/19/6. C1000, 1,000 o.p.v. £2/2/- Caby NH 200 20,000 o.p.v. £3/10/- Caby B40 4000 o.p.v. £2/10/-
- TMK500 30,000 o.p.v. £2/19/6. TTC Model 1030 50,000 o.p.v. £2/19/6. TOC Model 1031 100,000 o.p.v. £12/19/6. Also stockists of Avo, Nombrex, Eagle etc. Test equipment. P. & P. 3/6.

AERIALS TV UHF VHF STEREO

- ORISTA** Room Aerial Band I/II/III. Cream or black. 25/-.
- VENMASTER** Table Top VHF/UHF. Tunable Aerial. Chrome or grey. 70/-.
- YAGAL** All Channel Table Top Aerial, BBC1/2/ITV/VHF. 65/-.
- BLISS LOFT AERIAL.** HILO V + 5 for vertical. Band I/III. With mounting arm and bracket, 49/-.
- NEW MAJOR.** 10-element BBC2 Aerial for loft or outdoor fixing. With roller bracket for up to 2in. dia. mast, 42/6.
- VANTENA** Table Top V Aerial, BBC/ITV, 25/-.
- H1 HUNTER.** 13 element BBC2 Aerial as above, 53/-.
- H1 EXPLORER.** 18 element BBC 2 Aerial, as above, 64/6.
- LOFT SIX.** 6 element BBC2 Aerial for loft or outdoor fixing. With arm and bracket, 34/6.
- J-BEAM.** 4-element outdoor Band II VHF/FM Stereo Aerial. With mast 87/-.
- Please add 4/- postage.

PROFESSIONAL ELECTRIC INSTANT HEAT SOLDER GUN

Ideal for model makers, home repairs, electronics, radio, TV, etc. Unique features include interchangeable tips, extension bars, comfortable grip with trigger control "U" shaped 3 $\frac{1}{2}$ in. bit to minimise wear. Light beam is automatically directed on to end of bit when ON/OFF trigger is in use. 85 watt element with special ventilation. Complete with 2-pin, 5 amp. plug 230-250 volts. Spares available. 49/6 plus 2/6 P.P.

SINCLAIR PRODUCTS

- MICROMATIC RADIO KIT ONLY 49/6. P. & P. 2/6. MICROMATIC RADIO BUILT. ONLY 59/6. P. & P. 2/6. MICRO FM KIT—£5/19/6 complete. P. & P. 2/6. Z12 HI-FI AMPLIFIER £4/9/6. P. & P. 2/6. STEREO 25 Contr. Unit £2/19/6. P. & P. 2/6. PZ4. Mains Power Supply Unit £4/19/6. P. & P. 2/6.

MAGNAVOX-COLLARO 363 TAPE DECKS

The very latest 3-speed model—1 $\frac{1}{2}$, 3 $\frac{1}{2}$, 7 $\frac{1}{2}$ i.p.s. available with either 2 track or 4 track head. Features include: Pause control; digital counter; fast forward and rewind; new 4 pole fully screened induction motor; interlocking keys. Size of top plate 13 $\frac{1}{2}$ x 11 x 5 $\frac{1}{2}$ in. deep below unit plate. For 200/250 v. A.C. mains 50 c.p.s. operation. New unused and fully guaranteed.

2 track model. £10/10/0 4 track model £13/9/6
 Carriage and Packing 7/6.

MARTIN TAPE AMPLIFIERS

FOR USE WITH ABOVE TAPE DECKS.
 2 track model. £14/19/6; 4 track model. £15/19/6. Carriage and packing 7/6.

23 WATT AMPLIFIER

An ideal basis for building your own portable record player. Just add speaker and turntable and you will have an above-average model for a mere fraction of the cost. 2-3 watt printed circuit, with control panel on flying lead. On, OFF, TONE CONTROL AND VOLUME, colourful escutcheon. Bimur valves: E280, ECL82 and composite installation booklet. Price £3/17/6 P. & P. 3/6.

STEREO HEADPHONES

- Selection from stock:—
 TTC G1110, 16 ohms £3 19 6
 AKAI ASE85, 8 ohms £5 19 6
 CORAL E102, 16 ohms £4 19 6
 Eagle SE1, 16 ohms £3 19 6
 TTC Stethoscope, 8 ohms £2 9 6
 P. & P. 4/6 each.
 Also stockists of Koss, Beyer, etc.

AUTO TRANSFORMERS

- Input 0-200, 220, 600 v. £6 9 6
 240 v. Output 110 v. 1,000 w. £9 9 0
 100 w. ... £1 7 6 2,000 w. £15 15 0
 75 w. ... £1 17 0 3,000 w. £25 19 0
 100 w. ... £2 5 0 4,000 w. £34 18 0
 150 w. ... £2 15 0 0.30 v. 1 amp. 30/-
 200 w. ... £3 5 0 0.30 v. 1 amp. 17/9
 300 w. ... £4 5 0 0.30 v. 2 amp. 37/6
 400 w. ... £4 19 6 0.30 v. 3 amp. 42/-
 500 w. ... £5 9 6 Post Extra.

MAINS TRANSFORMERS

- Input 200-250 v. 50 c/s.
 24 v. 3 amp. £2 12 6 24 v. 8 amp. £5 5 0
 24 v. 5 amp. £3 15 0 24 v. 12 amp. £6 15 0
 Post extra.
 Mains and Output Transformer Lists available, on request.

EAGLE SUBSTITUTION BOXES

Om.S. 9 Capacitance ranges .0001, .0010, .0022, .0047, .01, .022, .047, .1, .22 mfd. With leads and clips. 29/6. P. & P. 2/-.


Om.G. Two Resistance ranges. Low: 15 ohm to 10 Kohm (1 watt resistors). High: 15 K ohm to 10 meg. ohm (1 watt resistors). Selects 24 separate resistances. With leads and clips, 42/6. P. & P. 2/-.

TRANSISTORS - VALVES - DIODES

TRANSISTORS	VALVES	DIODES
V13020P 8/-	EZ80 6/6	
V60201P 6/-	EZ81 6/6	
V6030 10/-	PCC84 8/6	
OC3 6/-	PC186 11/6	
OC16 20/-	PC182 10/6	
OC23 15/-	PC186 11/6	
OC28 12/6	K766 27/6	
OC32 17/6	K788 27/6	
OC24 10/-	DY86 9/6	
OC25 9/6	EBC33 9/6	
OC29 15/-	DK96 9/6	
OC35 12/6	BCY38 9/6	
OC38 12/6	BCY39 12/6	
OC41 5/-	DL96 8/6	
OC42 5/-	DP96 3/-	
OC44 5/-	PY81 7/6	
OC45 2/6	PL81 9/6	
OC68 19/6	PY33 10/6	
OC70 4/-	PL36 15/6	
OC71 4/-		DIODES
OC72 5/-	ACY22 4/6	OAS 4/6
OC73 6/6	AF102 13/-	OAS 3/6
OC75 6/6	AF114 7/6	OA71 3/6
OC76 5/-	AF115 6/6	OA81 2/6
OC77 7/-	AF116 7/6	OA96 1/9
OC78 5/-	AF117 5/6	OA200 3/3
OC78D 5/-	AF118 17/6	OA202 4/3
OC81 5/-	AF124 10/6	OA203 4/-
OC81D 5/-	AF125 10/-	OA210 7/6
OC82 10/-	AF126 10/-	OA9 4/6
OC123 11/6	AF127 9/6	OA10 3/-
OC139 4/-	AF139 10/-	OA47 3/-
OC140 10/-	AF186 17/6	OA70 2/6
OC170 6/-	AF211 17/6	OA79 2/6
OC171 7/-	AF212 12/6	IN91 3/6
OC200 7/6	ABY26 6/6	IN233 7/6
OC201 12/6	MAT100 7/9	IN254 4/-
OC202 13/6	MAT10 8/6	IN255 6/6
OC203 10/6	MAT120 7/9	IN537 6/6
OC204 15/-	MAT121 8/6	IN647 5/6
OC205 15/-		IN2374 15/-
OC206 19/6		IN2375 25/-
OC71 19/6		IN2379 3/6
ST71 15/-		INU59 3/6
ST72 10/-		DY87 9/6
ST73 10/-		ECC83 8/6
ST140 4/-		ECC81 5/6
ST141 6/-		EABCS0 8/6
V628 6/-		UL84 8/6
V64E 6/6		UF41 10/6
V68E 7/-		UY41 8/6
V1100A 6/-		
V1520P 10/-		
V1530P 10/-		

We have a complete range of new and old types of Valves, Transistors and Diodes. FULLY DETAILED LIST AVAILABLE ON REQUEST.

FRAHM vibrating reed FREQUENCY METERS



are widely used as standards in many industries because:—

- 1) They are accurate (to $\pm 0.3\%$ or $\pm 0.1\%$ as specified)
- 2) They are not voltage or temperature sensitive, within wide limits
- 3) They are unaffected by waveform errors, load, power factor or phase shift
- 4) They will operate on A.C., pulsating or interrupted D.C., and super-imposed circuits
- 5) They need only low input power
- 6) They are compact and self-contained
- 7) They are rugged and dependable

FRAHM Vibrating Reed Frequency Meters are available in miniature switchboard and portable forms, in ranges from 10 to 1700 cps. Descriptive literature on these meters, and on FRAHM Resonant Reed Tachometers, freely available from the sole U.K. distributors:—

ANDERS METER SERVICE

ANDERS ELECTRONICS LTD. 48/56 BAYHAM PLACE, BAYHAM STREET LONDON NW1 TEL: 01-387 9092. *MINISTRY OF AVIATION APPROVED*

WW-101 FOR FURTHER DETAILS

TELETON COMES TO THE U.K.

Already highly successful in Belgium, Germany, Switzerland, Holland, France, and Italy, we now proudly present the finest integrated Solid-State Hi-Fidelity Equipment for your approval. Ultra-modern designs have been created according to European technical standards and popular requirements. These outstanding products are supplied exclusively to us by MITSUBISHI Shoji Kaisha of Japan.

Superbly styled in oiled walnut, TELETON Tuner/Amplifiers include AM/FM Multiplex facilities, comprehensive filters, four inputs and up to fifty watts RMS output, at prices to suit even the most modest pocket.

As an example of unsurpassed value, the TELETON SRQ 302X Solid-State AM/FM Multiplex Stereo Tuner with integrated Amplifier (20 watts RMS) is available in a matt oiled-walnut case—price only 64 gns. retail!


There are over fifty TELETON products from which to choose, and these include Stereo Tape Recorders, Radios, Cassette Recorders, Transceivers, Memopacks and Stereo Loudspeaker Systems. Centralised bulk purchasing power enables us to compete most favourably with any Company in the U.K. and our home-based Service Department implements a full 12 months Warranty.

TELETON home-entertainment units are obtainable from most high-class specialist dealers, or from selected wholesalers. Representative brochures and price lists are available to bona-fide trade enquirers, and a comprehensive display of the products may be seen in our Showroom by arrangement.

Telephone or write for further details to:—
TELETON ELEKTRO (U.K.) CO., LTD.,
66-68 Margaret Street,
London, W.1.
Telephone: 01-636 6491

WW-102 FOR FURTHER DETAILS

Space problems



Stabilised Power Units for tight spaces

Especially designed for tight spaces, three compact silicon modules, developed from the successful TSU-0500 Series.


Model 13027 10—12V at 1A £25

Model 13028 10—12V at 1½A £30

Model 13028A 4—6V at 1½A £30

Measures only 5½" × 3⅛" × 2¼"


Full details on request from



**A-P-T
ELECTRONIC
INDUSTRIES LTD.**

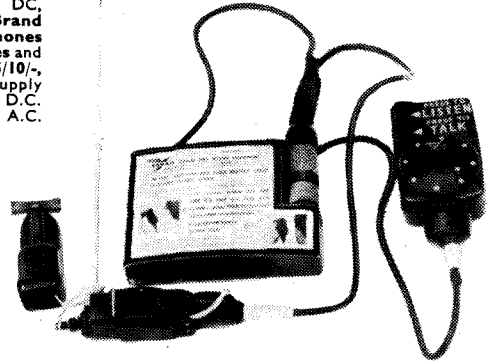
Chertsey Road,
Byfleet, Surrey
Telephone: 41131

WW-103 FOR FURTHER DETAILS




TRANS/RECEIVER TWO-TWO

This is one of the Latest Releases by the Govt. of an extremely recent R/T set covering 2-8 Mc/s. in two switched Bands, containing 13 Valves (3 EL32s in TX Output) which can be used for Morse CW or R/T. Also has Netting Trimmer, BFO, RF & EF Controls, Switched Meter for checking all parts of set, Size 17in. x 8in. x 12in. Power required LT 12 volts DC, HT 325 Volts D.C. **Supplied Brand New and Boxed with Headphones & Mike, also Two Spare Valves and Circuit of set. Few only at £5/10/-, Carr. 30/-.** New Plug in Power Supply made by us for either 12 volts D.C. Input £5/10/- or 200/250 Volts A.C. £3/17/6.



LARGE QUANTITY OF SARAH V.H.F. TRANS/RECEIVERS AVAILABLE FOR IMMEDIATE EXPORT.

General information. This set is normally carried in the life jacket of Airmen, it is a complete miniature lightweight radio Trans/Receiver, which is used to give a Beacon plus two way speech communication in the event of finding themselves in the sea. It comprises a Transmitter-Receiver, a speech unit, a coding unit and a power supply either Battery OR Transistor. These three items are permanently interconnected and all units are completely sealed and watertight using a combined speaker/Mike, Press to talk or listen buttons, Fold up aerial, a total of three Valves are used, power required 6.3 Volts LT 90 Volts and 435 Volts DC RT. Frequency 243 Mc/s. Transmitter output pulse power—Beacon 15 Watts, Talk 3 Watts. **Supplied in maker's boxes in Grade I condition singly at 45/-, post 5/- with circuit. New batteries if available 7/6 each.**



FAMOUS ARMY SHORT-WAVE TRANSRECEIVER MK. III

This set is made up of 3 separate units: (1) a two valve amplifier using a 6V6 output valve; (2) (some only, not built in the very latest models) a V.H.F. transreceiver covering 229-241 Mc/s using 4 valves; (3) the main short wave transmitter/receiver covering in two switched bands, just below 2 Mc/s-41 Mc/s, and 41 Mc/s-8 Mc/s (approx. 160-37.5 metres) using 9 valves. For R.T., C.W. and M.C.W. The receiver is superhetrodyne having 1 R.F. stage, frequency changer, two I.F. (465 Kc/s) signal detector, A.V.C. and output stage. A B.F.O. included for C.W. or single side-band reception. T.X. output valve 807, other valves octal bases. Many extras, e.g. netting switch, quick flick dial settings, squelch, etc. Power requirements LT 12 volts, HT receiver 275 volts D.C. HT transmitter 500 volts D.C., size approx. 17½ x 7½ x 11ins. Every set supplied in new or as new condition in carton with book including circuits, only £4/10/- or Grade 2 slightly used 50/- or Grade 3 used but complete, 35/-, Carr. ALL 15/-. WE MAKE A MAINS 200/250 VOLT POWER UNIT in louvered metal case to plug direct into set power socket to run (1) receiver, 70/- post 5/-, (2) TX and RX, £8/10/-, post 7/6, (3) 12 volt D.C. P.U. (original) fair condition, 40/-, Carr. 5/-. A charge of 10/- to unpack and test the receiver of these sets is made only if requested. Headphones & Mike, 15/-, new and boxed.

This is a modern self contained tunable V.H.F. low powered frequency modulated transreceiver for R.T. communication up to 8-10 miles. Made for the Ministry of Supply at an extremely high cost by well-known British makers, using 15 midget B.G. 7 valves, receiver incorporating R.F. amplifier. Double superhet and A.F.C. Slow motion tuning with the dial calibrated in 41 channels each 200 kc/s apart. The frequency covered is 39 mc/s-48 mc/s. Also has built-in Crystal calibrator which gives pips to coincide with marks on the tuning dial. Power required L.T. 4½ volts, H.T. 150 volts, tapped at 90 volts for receiver. Every set supplied complete with valves and crystals. New in carton, complete with adjustable whip aerial, and circuit. **Price £4 10s 0d, carriage 10s.**

V.H.F. TRANSRECEIVER MK. I/I

JOHN'S RADIO OLD CO-OP, WHITEHALL ROAD, DRIGHLINGTON, BRADFORD. Tel.: DRIGHLINGTON 2732

WE SUPPORT EVERYTHING!



We are the TOWER PEOPLE

Floodlights, aerial arrays, flue stacks; we support them all cheaply, handsomely and efficiently.

We are accredited manufacturers of the 'Tubewrights' range of tubular steel tripoles, towers and headframes. Heights from 20ft. to 155ft. Alternatively we will design towers for any special requirement. **Warning!** We are habit-forming. Customers tend to standardise on our towers.

Unifab Structures — the Tower People — provide uplift, easy on £. s. d.

Unifab Structures Ltd

Gale Road,
Kirkby Industrial Estate,
Liverpool.
Phone: 051-546 3401.

WW-104 FOR FURTHER DETAILS

Looking for one like this?



6mm tubular midget
flange S6/8 cap
over-all length
14.5 mm.

It is one of the many Vitality Instrument and Indicator Lamps that are made in an unusually large number of types, ratings and sizes. It may be just what you need for an existing or new project. If not, another from the hundreds of Vitality types and ratings may well be. Catalogue 66, free and post-free, details them all.


**Many a product owes its success to the intelligent addition of an indicator light.*

VITALITY BULBS

VITALITY BULBS LTD MINIATURE AND SUB-MINIATURE LAMP SPECIALISTS
BEETONS WAY, BURY ST. EDMUNDS, SUFFOLK. TEL. BURY 2071. S.T.D. 0284 2071

WW-105 FOR FURTHER DETAILS

YOURS FREE FOR 7 DAYS



A COMPLETE PROGRAMMED COURSE FOR YOU TO LEARN BASIC ELECTRICITY (5 vols.) ELECTRONICS (6 vols.)

You'll find it easy to learn with this outstandingly successful NEW PICTORIAL METHOD—the essential facts are explained in the simplest language, one at a time, and each is illustrated by an accurate, cartoon-type drawing. The books are based on the latest research

into simplified learning techniques. This has proved that the PICTORIAL APPROACH to learning is the quickest and soundest way of gaining mastery over these subjects. Each Chapter has a unique PROGRAMMED supplement for you to test and check your knowledge before proceeding.

The series will be of exceptional value in training mechanics and technicians in Electricity, Radio and Electronics.

WHAT READERS SAY

"After reading section on Filter Circuits once, I understood more about them than in a whole year from the obscurities of other manuals." L. G. West Wickham. "I must say they are the best books on the subject as they explain in simple language what other books make hard going of." C. B. Hartlepoons. "They have a wonderful system of imparting the subject to the beginner." H. C. L. Leicester. "What a contrast to the many text books I have attempted to struggle through." J. G. Rugby.

A TECH-PRESS PUBLICATION.

To The SELRAY BOOK CO. 60 Hayes Hill, Hayes, Bromley, Kent.

Please send me WITHOUT OBLIGATION TO PURCHASE, one of the above sets, on 7 DAYS FREE TRIAL. I will either return set, carriage paid in good condition within 7 days or send BASIC ELECTRICITY Cash Price 70/- BASIC ELECTRONICS. Cash Price 84/-. All prices include P & P.

Deferred Terms readily available. This offer applies to UNITED KINGDOM ONLY Overseas customers Cash with order.

Tick Set required (Only one set allowed on free trial.)

BASIC ELECTRICITY BASIC ELECTRONICS

Signature (If under 21 signature required of parent)

NAME
BLOCK LETTERS

FULL POSTAL ADDRESS

POST NOW FOR THIS OFFER!

WW-106 FOR FURTHER DETAILS

BI-PAK

ONCE ONLY OFFER
2N2926 GREEN & ORANGE 5 for 10/-

IN914 TESTED DIODES 12 for 10/-

OA202 SILICON DIODES
150P IV 200 mA 15 for 10/-

AF RED SPOTS
FULLY TESTED 10,000 ONLY
20 for 10/- FANTASTIC VALUE

BI-PAK'S FAMOUS BY100
100% 800PIV 550mA
BRAND NEW 3/- EACH

UNIUNCTION TRANS. 7/6
UT46 EQVT. 2N2646

BC107-8-9 4/6 Each

BSY95A 3/- Each or
4 for 10/-

ORP12-60 8/- Each

SET OF 4 TRANS.

COMPLETE WITH CIRCUIT AND
BUILDING INST. FOR RADIO
ALL BOXED 5/- BOX

6 VHF TRANS. 667
EQVT. AF116/117 10/-

BRAND NEW ALL MARKED *

20 GERM DIODES

EQVT. OA70-79-81
AEI CG64H
SUB-MIN. 10/-

25 PNP

GERM TRANS.
TOP VALUE 20/-

OA182 GOLD

BONDED DIODE
EQVT. 8 for 10/-
OAS

SEMICONDUCTORS

SALE

200 DIODES 10/-

SILICON, GERM & ZENERS SUB-MIN GLASS
ASSORTED UNTESTED IDENTIFICATION CHART FREE

100 TRANS. 10/-

PNP. GERM-UNTESTED SUPER-VALUE

8 RADNOR HOUSE
93-97 REGENT ST.
LONDON, W.1

1 AMP SCR'S
BRAND NEW MARKED
CRS1/400 12/6 EACH

7 AMP SCR'S
200 PIV STUD 9/6 EACH
TYPE

OC81 10 FOR 10/-
OC71 10 FOR 10/-
BRAND NEW MARKED

OVER 1/2 MILLION DEVICES MUST BE CLEARED THIS MONTH
TO MAKE ROOM FOR THE NEW 1968 STOCKS NOW AWAITING
DELIVERY TO OUR WAREHOUSE

LOOK SALE PRICE FOR THESE 10/- PAKS 8/-

QUALITY TESTED-VALUE

IMPORTANT NOTICE

WE HAVE NOT CHANGED OUR NAME OR AMALGAMATED WITH ANY OTHER PAK FIRM

You can only obtain our advertised stock by sending to:-

BI-PAK SEMICONDUCTORS, 8 RADNOR HOUSE, 93-97 REGENT STREET, LONDON, W.1

C.W.O. PLEASE ADD 1/- P.P.

OC44
6 FOR 10/-

2N706
10 FOR 10/-
MARKED

MATS
100/120
4 FOR 10/-

2G371-
DI476
15 FOR 10/-

IS130
DIODES
30 FOR 10/-

AEY11
TUNNEL DIODE
10/-

- 4 OA10 Diodes Mullard
- 5 2G417 Eqvt. AF117
- 8 OA70 Diodes Mullard
- 4 OA47 Photo-conductive Diodes
- 12 Assortment Germ. Diodes Marked
- 4 AC126 Germ. PNP Trans.
- 5 1 Amp. Germ. Recl. 200 PIV
- 1 ORP61 Photo-conductive cell
- 4 Silicon Rects. 100 PIV 750mA
- 3 AF117 Trans. Mullard Type
- 7 OC81 Type Trans.
- 3 OC171 Trans. Mullard Type
- 2 GET9 Power Trans 50 VCB 8A
- 25 Trans. Heatsinks fit TO18, S012, etc.
- 2 2S701 Sil. Trans. Texas NPN
- 2 Zeners Z2A150F. 15V 1 watt
- 3 12 Volt Zeners 400mW
- 2 Drift Trans. 2N1225 Germ. PNP 100 Mc/s
- 6 Matched Trans. OC44/46/81/81D
- 3 1W 5.6 Zeners
- 16 White Spot RF Trans. PNP
- 5 Silicon Rects. 3 A 100-400 PIV
- 2 10 A Silicon Rects. 100 PIV
- 2 OC140 Trans. NPN Switching
- 1 12 A SCR 100 PIV
- 3 Sil. Trans 2S303 PNP
- 4 Zener Diodes 250mW 3-12V
- 3 200 Mc/s Sil. Trans. NPN BSY26/27
- 3 Zener Diodes 400mW 33V 5% Tol.

- 4 High Current Trans. OC42 Eqvt.
- 2 Power Transistors 1 OC26 1 OC35
- 5 Silicon Rects. 400 PIV 250mA
- 4 OC75 Transistors Mullard Type
- 1 Power Trans. OC20 100V
- 1 Low Noise Trans. NPN 2N929/30
- 1 Sil. Trans. NPN VCB 100 ZT86
- 8 OA81 Diodes
- 4 OC72 Transistors Mullard Type
- 4 OC77 Transistors Mullard Type
- 5 Metal Alloy Transistors Mat Type
- 4 Sil. Rects. 400 PIV 500mA
- 5 GET884 Trans. Eqvt. OC44
- 3 GET883 Trans. Eqvt. OC45
- 3 VHF Sil. Epoxy Trans. NPN 100 Mc/s
- 2 2N708 Sil. Trans. 300 Mc/s NPN
- 5 GT41/45 Germ. Trans. PNP Eqvt. OC71
- 3 GT31 LF Low Noise Germ. Trans. PNP
- 8 OA95 Germ. Diodes Sub-min IN69
- 3 NFN Germ. Trans. NKT773
- 2 OC22 Power Trans. Germ.
- 2 OC25 Power Trans. Germ.
- 2 OC73 Mullard Trans.
- 4 AC128 Trans. PNP High Gain
- 2 AC127/128 Comp. pair PNP/NPN
- 3 2N1307 PNP Switching Trans.
- 20 Germ. Diodes General Purpose
- 7 CG62H Germ. Diodes Eqvt. OA71
- 3 AF116 Mullard Type Trans.

TRANSISTOR BARGAIN SALE! NEW STOCK AT UNBEATABLE PRICES!

OC44, OC45, OC81D now only 1/6 each! £8/0/- per 100.
 OC71, OC72 equivalent 1/- each! £3/0/- per 100.
 ASY22 Switching Transistors 2/6 each! £10/0/- per 100.
 2N753 N.P.N. Silicon Planar, 300mW, 250 Mc/s. High speed switching ... 2/6 each!
 BSY28 N.P.N. Silicon Planar, Epitaxial, 300mW, 300 Mc/s ... 2/6 each!
 BSY68 N.P.N. Silicon Planar, Epitaxial, 800mW, 100 Mc/s ... 2/6 each!
 AF212 P.N.P. Germanium Alloy Diff. low noise V.H.F. amplifier ... 2/6 each!
 Complete sets of transistors for radio:—
 2G344A/2G345A/2G345B/2G371A/2G378A/2G378A + diode ... 15/- only!
 OC44/OC45/OC45/OC81D/OC81D/OC81D-diode ... 10/- each!
 Light sensitive transistors similar to OCP71 ... 2/- each!
 UNMARKED, UNTESTED TRANSISTORS TO CLEAR ... 7/6 for 50!
 Silicon diodes. Make excellent detectors. Also suitable for keying electronic organs. 1/- each.
 20 for 10/-.
 BY 100 type rectifiers. SPECIAL REDUCED PRICE! ONLY 2/6 each. 24/- doz.

ELECTROLYTIC CONDENSERS! FANTASTIC SELECTION!

50µF 450 volts .. 1/3	20 + 4	275 volts .. 10d-
50µF 275 volts .. 1/3	32 + 32	275 volts .. 1/6
500µF 30 volts .. 1/2	8 + 8	450 volts .. 1/9
800µF 15 volts .. 1/2	8 + 16	450 volts .. 1/9
500µF 25 volts .. 10d-	50 + 50	275 volts .. 2/-
	40 + 40 + 20	275 volts .. 2/1
16/16/16, 350 v .. 2/2	100/100, 50v .. 3/2	250µF, 50v .. 10d-
50/50/50, 350v .. 2/7	10,000µF, 12v .. 4/6	12,500µF, 30v .. 16/-
1,000µF, 70v .. 3/2	1,250µF, 50v .. 4/-	30,000µF, 30v .. 25/-
3,000µF, 35v .. 3/9	150/350, 300v .. 4/-	1,000µF, 15v .. 1/6
1,500µF, 50v .. 4/-	250/250, 325v .. 4/-	1,000µF, 18v .. 1/-
	2000/2000, 25v .. 4/6	500µF, 15v .. 10d-

0.25µF .. 3 volt	5µF .. 50 volt	30µF .. 10 volt
1µF .. 6 volt	5µF .. 70 volt	32µF .. 1.5 volt
1µF .. 10 volt	5µF .. 3 volt	40µF .. 3 volt
1µF .. 15 volt	5µF .. 12 volt	40µF .. 6.4 volt
1µF .. 40 volt	5µF .. 15 volt	50µF .. 6 volt
1µF .. 50 volt	5µF .. 150 volt	50µF .. 9 volt
1.25µF .. 16 volt	5µF .. 3 volt	50µF .. 12 volt
2µF .. 3 volt	5µF .. 6 volt	6µF .. 2.5 volt
2µF .. 9 volt	5µF .. 25 volt	6µF .. 9 volt
2µF .. 15 volt	5µF .. 350 volt	10µF .. 3 volt
2µF .. 50 volt	5µF .. 50 volt	100µF .. 6 volt
2µF .. 70 volt	5µF .. 275 volt	100µF .. 9 volt
2µF .. 150 volt	10µF .. 6 volt	150µF .. 12 volt
2µF .. 350 volt	10µF .. 10 volt	150µF .. 25 volt
1µF .. 350 volt	10µF .. 12 volt	200µF .. 3 volt
2.5µF .. 16 volt	10µF .. 25 volt	200µF .. 4.3 volt
2.5µF .. 25 volt	12µF .. 3 volt	200µF .. 18 volt
3µF .. 3 volt	12µF .. 20 volt	200µF .. 16 volt
3µF .. 12 volt	12.5µF .. 40 volt	250µF .. 2.5 volt
3µF .. 25 volt	16µF .. 30 volt	250µF .. 12 volt
3µF .. 400 volt	16µF .. 150 volt	250µF .. 9 volt
3.2µF .. 6 volt	20µF .. 3 volt	250µF .. 25 volt
3.2µF .. 6.4 volt	20µF .. 6 volt	320µF .. 2.5 volt
3.2µF .. 64 volt	20µF .. 9 volt	350µF .. 9 volt
4µF .. 4 volt	20µF .. 15 volt	350µF .. 10 volt
4µF .. 12 volt	25µF .. 6 volt	400µF .. 2.5 volt
4µF .. 25 volt	25µF .. 12 volt	400µF .. 15 volt
4µF .. 64 volt	25µF .. 15 volt	500µF .. 4 volt
4µF .. 100 volt	25µF .. 25 volt	500µF .. 6 volt
5µF .. 6 volt	30µF .. 6 volt	500µF .. 2.5 volt
5µF .. 25 volt	30µF .. 6 volt	750µF .. 12 volt

All at 9/- per dozen. 20 per 10/- (our selection).

PAPER CONDENSERS

0.001µF .. 500 volt	0.02µF .. 600 A.C.	0.25µF .. 350 volt
0.001µF .. 1000 volt	0.02µF .. 350 volt	0.5µF .. 350 volt
0.002µF .. 500 volt	0.1µF .. 350 volt	0.5µF .. 500 volt
0.005µF .. 750 volt	0.1µF .. 750 volt	

All at 15/- per 100. 3/- per dozen.

MULLARD POLYESTER CAPACITORS. ALL HALF PRICE

0.0022µF 400 volts .. 4d.	0.15µF 400 volts .. 7d.
0.0018µF 400 volts .. 4d.	0.22µF 160 volts .. 7d.
0.0015µF 400 volts .. 4d.	0.27µF 160 volts .. 8d.
0.001µF 400 volts .. 4d.	0.056µF 125 volts .. 7d.
0.01µF 400 volts .. 4d.	1µF 125 volts .. 1/6
68pF Tubular pulse ceramic 6d. each	
120pF Disc pulse ceramic 6d. each	

VERY SPECIAL VALUE! Silver Mica, Ceramic, Polystyrene Condensers. Well assorted. Mixed types and values. 10/- per 100.

RESISTORS. Give-away offer! Mixed types and values. 1 to 1 watt. 6/6 per 100 or 55/- per 1,000.
 Also 1 to 3 watt close tolerance. Mixed values, 7/6 per 100. 55/- per 1,000.
WIRE-WOUND RESISTORS. 1 watt, 3 watt, 6 watt, 6d. each. 7 watt and 10 watt 9d. each.

CONNECTING WIRE THIN, P.V.C. INSULATED
 10yds 1/-; 100yds. 7/6; 500yds 25/- (post 4/6); 1,000yds 40/- (post 6/-).

VALVES. BRAND-NEW AND BOXED. ROCK-BOTTOM PRICES!

DY87 .. 5/10	EY86 .. 5/10	PCL86 .. 7/4
EAB080 .. 6/1	EY87 .. 5/10	PFL200 .. 10/2
ECC82 .. 6/5	FAB080 .. 6/2	PL35 .. 8/6
ECC83 .. 6/5	PC97 .. 5/10	PL81 .. 7/4
ECL50 .. 6/2	PCC84 .. 6/5	PL83 .. 7/4
ECL86 .. 7/4	PCF80 .. 7/4	PL84 .. 5/-
EF90 .. 6/2	PCF86 .. 8/9	PL500 .. 10/7
EF85 .. 6/2	PCL82 .. 7/4	PY32 .. 7/10
EF183 .. 8/2	PCL83 .. 8/6	PY81 .. 5/10
EF184 .. 8/2	PCL84 .. 7/4	PY82 .. 4/1
EY61 .. 5/10	PCL85 .. 7/4	PY800 .. 5/10

A further 10% discount will be given on lots of 50 of any one type.

Signal Injector Kit, 10/-; Signal Tracer Kit, 10/-.

NEEDLES FOR RECORD PLAYERS. HALF PRICE!
 All types below at 3/6 each!
 TCSLP, GC2LP, GC8LP, BF40LP, GP87LP, GP37, GP59, TCS Stereo LP, Studio O LP.
CARTRIDGES
 SONOTONE MONO, 10/-; ACOS 15/-; ACOS STEREO SAPPHIRE 20/-; DIAMOND 25/-
 All complete with needles!

VEROBOARD
 1in. x 2 1/2in., 1 1/2in. x 5in., 3 1/2in. x 3 1/2in., 3/3; 3 1/2in. x 5in., 5/8; 3 1/2in. x 3 1/2in., 3/11;
 Terminal Pins, 36 for 3/-; Spot Face Cutter, 7/3.
Special Offer—Cutter and 5 boards, 2 1/2in. x 1in., 9/6.
 Pin Insert Tool 9/6.

ORDERS BY POST—TO G. F. MILLWARD, 17 PEEL CLOSE, DRAYTON BASSETT, STAFFS.


PLEASE INCLUDE APPROPRIATE POSTAGE COSTS
No Enquiries without stamped addressed envelope please

For customers in the Birmingham area, goods may be obtained from: Rock Exchanges, 231 Alum Rock Road, Birmingham 8 (Post Orders to Drayton).

It's Ampex. It's 91 gns

The new Ampex 753 Tape Deck (complete with pre-amplifiers) gives you these important new features:

- off-tape monitoring
- sound-on-sound
- sound-with-sound
- echo control
- rigid block construction—tapes align with heads to one thousandth of an inch, and the 753 finds every sound on the tape.
- deep-gap heads give three years' peak performance—few other makes give more than one year.
- stereo 4-track
- dual-capstan drive
- 3 speeds
- digital counter
- fast wind
- solid state throughout
- vertical or horizontal operation
- available in teak case.



For further information and list of UK dealers send coupon below, or write to Ampex Great Britain Ltd., (Dept. WW3), Acre Road, Reading, Berks.

Please send me 753 details and dealer list.

Name _____

Address _____

AMPEX

CA-9 WW3

WW-107 FOR FURTHER DETAILS

SUPERIOR QUALITY NEW RESISTORS

High Stability Carbon Film Low Noise
 1W 5% E24 series 5.1Ω to 330kΩ 1/10 doz. mixed; 14/6 per 100 mixed.
 1W 10% E12 series 1Ω to 4.7Ω only, as above but 1/4 extra per resistor.
 1W 10% E12 series 4.7Ω to 10MΩ 1/9 doz. mixed; 13/6 per 100 mixed.
 1W 5% E24 series 4.7Ω to 10MΩ 2/2 doz. mixed; 17/- per 100 mixed.
 1W 10% E12 series 10Ω to 10MΩ 4d. each; 3/3 doz. mixed.
 1/6 per 100 less when ordered in 100's of one ohmic value.
 PLEASE state your choice of values in mixed quantities.

Quality carbon Skeleton Pre-sets, fit 0.1in. matrix: 100, 250, 500 1k, 2k, 2.5k, 5k, 10k, 20k, 25k, 50k, 100k, 250k, 500k, 1M, 2M, 2.5M 5M 10MΩ.
 All values available in horizontal or vertical mounting, 1/- each.
Volume Controls: 100, 250, 500Ω and series to 10MΩ linear, 2/3 each. 5k, 10k, 25kΩ and series to 5MΩ log., 2/3 each.
Electrolytics: 5, 10, 25, 50µF 10V 9d. 50V Ceramics: .01, .02, .05µF, 5d.
 Mullard electrolytics, sub-min. C426, whole series stocked.

PICK OF THE NEW SEMICONDUCTORS

Silicon, many types including:
 BC107 45V β125-500, 4/- BC167 50V β125-500, 3/-
 BC108 20V β125-900, 3/11 BC168 20V β125-900 2/4
 BC109 20V β240-900 4/- BC169 20V β240-900 2/9
 BC109 and BC169 are low noise types. BC167, -8, -9 are plastic.
 Best value in High Power: 2N3055 117V 100V, 16/6.
 Best value in Field Effect: MPF105, gm: 2 to 6mA/V, 10/-.
 Also: 2N3702, -3, -4, -5, 4/- each. 2N3707, 5/-, 262926 from 2/6.

Germanium, many types including:
 Low noise: 2G308, 6/9; 2G309, 7/9; NKT275, 3/8.
 General purpose old-timers: 2N1304 (NPN), 2N1305 (PNP), 4/- each.
 Best in High Power: NKT403, 16/3; 2N2147, 16/9.

Miniature Silicon Diodes: IS940, 30V 75mA., 1/3.
Other Diodes: OA47 (gold bonded), 1/9; OA91 (115V 50mA), 1/3.

PEAK SOUND PRODUCTS


CIR-KIT No. 3 Pack, 12/6; adhesive copper: 5ft. x 1/2in. or 1in., 2/-; 100ft., 30/-.
 Perforated board 0.1in. matrix, 5in. x 3 1/2in., 4/-; 2 1/2in. x 3 1/2in., 2/6.
 Transistorised Stereo Amplifier Kit type SA8-8, £10/10/-.
 Cabinet, £3; Power Supply Kit, £3. Post free and 15% discount!

ALL GOODS BRAND NEW NO SURPLUS FAST DELIVERY

DISCOUNTS: 10% over £3; 15% over £10. P. & P. 1/-; free over £1.
 Send 1/- for 1968 Catalogue. Contains data and equivalents.

ELECTROVALUE

6 MANSFIELD PLACE, ASCOT, BERKSHIRE.



CONVECTOR HEATER

Just screw it together. Uses 1,250 watt copper clad element which gives off black heat. Will last a lifetime. Ideal for bedroom, it's so safe. Complete in stove enamelled case. **29/6**, easily worth double. Carriage & ins. 8/6.

MINIATURE WAFER SWITCHES



4 pole, 2 way—3 pole, 3 way—4 pole, 3 way—2 pole, 4 way—3 pole, 4 way—2 pole, 6 way—1 pole, 12 way. All at 3/6 each, 36/- dozen, your assortment.

WATERPROOF HEATING ELEMENT

26 yards length 70W. Self-regulating temperature control, 10/- post free.


See in the Dark INFRA-RED BINOCULARS



These infra-red binoculars when fed from a high voltage source will enable objects to be seen in the dark, provided the objects are in the rays of an infra-red beam. Each eye tube contains a complete optical lens system as well as the infra-red cell. These optical systems can be used as lenses for T.V. cameras—light cells, etc. (details supplied). The binoculars form part of the Army night driving (Tabby equipment). They are unused and believed to be in good working order but sold without a guarantee. Price **23/17/6**, plus 10/- carr. and ins. Handbook 2/6.

SPECIAL BARGAINS

50 OHM 50 WATT WIRE WOUND POT-METER. 8/6 each.
1 MEG MINIATURE. Pot-meter Morganite standard. 1in. spindle 1/- each, 9/- per dozen.
1 MEG MINIATURE Pot-meter Morganite preset screw-driver control. 9d. each, 8/- per dozen.
FE-SET 100K by Welwyn with intricate bakelite knob, 1/- each, 9/- per dozen.
100K POT-METER. Miniature type with double pole switch and standard 1in. spindle, by Morganite. 2/- each, 18/- per dozen.
BLANKETSTAT GLASS. Enclosed, normally closed circuit, will open should blanket overheat. 4/6 each.
THERMAL RELAY. Can be used to delay the supply of HT while heaters warm up, or enable 15 amp. loads to be controlled by miniature switches or relays. Regular list price over 22, price 7/6 each.
SIEMENS HIGH SPEED RELAY. Twin 1000 ohm coils. Platinum points changeover contacts—Ex equipment. 8/6 each.
TOGGLE SWITCH BARGAIN. 10 amp. 250 v. normal one hole fitting. 2/9 each, or 30/- per doz.
ELECTRIC LOCK. 24 v. coil, but rewirable to other voltages. 4/6 each.
COMPRESSION TRIMMERS. Twin 100 pF. 1/- each, 9/- per dozen.
PRECISION WHEATSTONE BRIDGE. Opportunity to build cheaply. 100K wire wound pot. 15 w. rating, only 5/-.
SHEET FAKOLIN. Ideal for transistor projects. 12 panels each 5in. x 8in. 5/-.
3in. FM LOUDSPEAKER. 3 ohm. 12/6. 80 ohm. 13/6.
TRANSISTOR FERRITE SLAB AERIAL with medium and long wave coils. 7/6 each.
SLIDE SWITCH. Sub miniatures double pole changeover. 2/- each. 18/- per dozen.
Vacuum Cleaner Flex. Non-kinkable fibbed rubber, most pliable but very tough, 24/36 Cores. Normally 1/9 per yard, offered at 25 per 100 yard coil, post and insurance 8/6.
Sub-Miniature Silicon Diodes. General purpose type with gold-plated leads, 1/- each or 7/6 per dozen.
MESSAGE TAPES. 225ft. Tape on 3in. spools, normally 4/6 each, we offer 4 tapes for 12/6.
WHITE CIRCULAR FLEX. Ideal for lighting drops, twin made by BICC. Usually 8d. yd. 100 yd. coil for 30/-, plus 6/- postage.
EDGEWISE CONTROL Morganite, as fitted many transistor radios, 2K or 5K with switch. 2/6 each or 24/- per dozen.
12V INVERTER. Full transistorised for operating a 20-watt fluorescent tube, size 6in. long x 1 1/2 x 1 1/2. 23/10/-, post and insurance 3/-.
SILICON RECTIFIER equiv. BY100 750 mA. 400 V. 10 for 20/-.
MINIATURE PICKUP for 7in. records made by Cosmocode, crystal cartridge with sapphire stylus only. 3/9 or 26/- doz.
TELESCOPIC AERIAL for radio or transmitter, chrome plated, 6 section extends from 7 1/2in. to 47in. 7/6 each, 24 doz.
MIDGET NEONS for mains indicators, etc. 1/3 each or 12/- doz.
MIDGET RELAY twin 250 ohm coils, size approx. 1 1/2in. x 1in. x 1in. 4 pairs change-over contacts. 7/6 each.
P.O. TYPE RELAY. Twin 200 ohm coils, size approx. 3in. x 2in. x 1 1/2in. 4 pairs changeover contacts. 8/6 each.
PRINTED CIRCUIT BOARD, EDGE CONNECTOR, solder terminations. 32 contacts, standard spacing for veroboard, etc. 6in. long but easily cut. 7/6 each, 80/- doz.
1,000 W. FIRE SPIRAL, replacement for most fires. 1/3 each, 12/- doz.



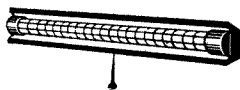
PP3 Eliminator. Play your pocket radio from the mains! Save 2s. Complete component kit comprises 4 rectifiers—mains dropper resistances, smoothing condenser and instructions. Only 6/6 plus 1/- post.

PHOTO-ELECTRIC KIT

All parts to make light operated switch/burglar alarm/counter, etc. Kit comprises printed circuit. Laminated Boards and chemicals. Latching relay Infra-red sensitive Photocell and Hood, 2 Transistors, cond., Terminal block. Plastic case. Essential data, circuits and P.C. chassis plans of 10 photo-electric device including auto. car parking light, modulated light alarm. Simple invisible ray switch—counter—stray light alarm—warbling tone electronic alarm—projector lamp stabiliser, etc., etc. Only 39/6, plus 2/- post and insurance.

INFRA-RED HEATERS

Make up one of these latest type heaters. Ideal for bathroom, etc. They are simple to make from our easy-to-follow instructions

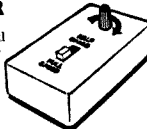


uses silica enclosed elements designed for the correct infra-red wave length (3 microns). Price for 750 watts element, all parts metal casing as illustrated. 19/6, plus 4/6 post and ins. Pull switch 3/- extra.



DRILL CONTROLLER

Electronically changes speed from approximately 10 revs. to maximum. Full power at all speeds by finger-tip control. Kit includes all parts, case, every thing and full instructions. 19/6, plus 2/6 post and insurance. Or available made up 32/6, plus 2/6 P & P



THIS MONTH'S SNIP FOOD MIXER


Famous Dutch made food mixer, 3 speed interchangeable beaters, 220-240 volt. Normally 7 gns. Our price 59/6, plus 6/6 postage.



SUPERTONE D.C.V.

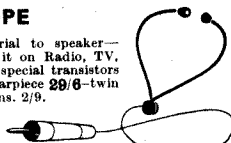
Saves you work—It's partly built

Like its predecessors this latest Companion has full performance—such as only a good wooden cabinet and biflux speaker can give, and due to its being partly built you will have it going in an evening. Note these features.
● 7 Transistors, superhet circuit.
● Two-tone Cabinet, size 11 x 8 x 3in.
● All circuit requirements—Push-pull output—A.V.C. and feed back, etc.
● Printed circuit board all wired only connections, e.g. to Volume control W.C. Switch and Tuning Condenser.
● Pre-aligned IF stages complete with full instructions.
Price only 24/9/6 plus 6/6 post and insurance.



RADIO STETHOSCOPE

Easiest way to fault find—traces signal from aerial to speaker—when signal stops you've found the fault. Use it on Radio, TV, amplifier, anything—complete kit comprises two special transistors and all parts including probe tube and crystal earpiece 29/6—twin stetoset instead of earpiece 7/6 extra—post and ins. 2/9.




CASSETTE LOADED DICTATING MACHINE

Battery operated and with all accessories. Really fantastic offer a British made £31 outfit for only 28/19/6 brilliantly designed for speed and efficiency—cassette takes normal spools, drops in and out for easy loading—all normal functions—accessories include—stethoscopic ear-piece—crystal microphone has on/off switch—telephone pick-up—tape reference pad—DON'T MISS THIS UNREPATABLE OFFER—SEND TODAY 28/19/6 plus 7/6 post and insurance. Footswitch 18/6 extra. Spare Cassettes at 7/6 each, three for 21.




THE "TECHNICAL" RECORD PLAYER

4 speed, gram. motor with lightweight pick-up, motor electronically balanced and free from wow and flutter. Speed change by push button—16, 33, 45, 78 r.p.m. Price 39/6, 2 Valve amplifier 32/6. Elliptical speaker, 9/6. Cartridge extra mono 10/6, stereo 15/6 plus 4/6 post and insurance. DON'T MISS THIS TERRIFIC BARGAIN.



OZONE AIR CONDITIONER

For removing smells and generally improving oppressive atmosphere. In neat hammer finish box. Uses Philips ozone lamp and mains unit. Lamp easily replaceable. Only 39/6 plus 6/6 carr. and ins.

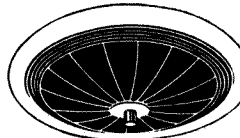


TUBULAR HEATERS

New and unused made by G.E.C.—rated at 60 watts per ft.—these are ideal in airing cupboards bedrooms, offices, stores, greenhouses, etc., curtains or papers can touch them without fear of scorching or fire. Supplied complete with fixing brackets and available in the following sizes. Prices which are about 1/3 of list price include carriage by B.R.S. 8ft. 30/-; 10ft. 36/-; 12ft. 42/-.

CIRCULAR FLUORESCENT

Bring sunshine into your home. 150 watts of light but uses only 40 w. Beautiful fittings with glass, non-plastic centre, fluorescent tube and choke control. Regular price 24/15/-. Special budget price 65/- plus 10/- carr. and ins. Please state colour of glass centre, white, pink, blue, red, black, yellow or cream. Also whether plug into lamp holder or ceiling mounting model 80 watt model 99/6. 10/- carr. and ins.




SOLID STATE IGNITION

Big things are claimed of Electronic ignition systems and if you would like to try for yourself a circuit was described in "Practical Electronics" (Sept. 1968). This requires a silicon controlled rectifier, four transistors and other components available as a kit. Price 26/15/- post free.

BATTERY OPERATED TAPE DECK

With Capstan control. This unit is extremely well made and measures approx. 6 x 4 x 2 1/2in. deep. Has three piano key type controls for Record, Playback and Rewind. Motor is a special heavy duty type intended for operation off 4 1/2 volts. Supplied complete with 2 spools ready to install. Record, Replay head is the sensitive M4 type intended for use with transistor, amplifier. Price 24/15/-. Post and insurance 4/6.



FLUORESCENT CONTROL KITS

Each kit comprises seven items—Choke, 2 tube ends, starter, starter holder and 2 tube clips, with wiring instructions. Suitable for normal fluorescent tubes or the new "Grolux" tubes for fish tanks and indoor plants. Chokes are super-silent, mostly resin filled. Kit A—15-20 w. 19/6. Kit B—30-40 w. 17/6. Kit C—80 w. 17/6. Kit D—125 w. 22/-. Kit E—65 w. 19/6. Kit MF1 is for 6in., 9in. and 12in. miniature tubes. 19/6. Postage on Kits A and B 4/6 for one or two kits then 4/6 for each two kits ordered. Kits C, D and E 4/6 on first kit then 3/6 for each kit ordered. Kit MF1 3/6 on first kit then 3/6 on each two kits ordered.

MAINS TRANSISTOR POWER PACK

Designed to operate transistor sets and amplifiers. Adjustable output 6 v., 9 v., 12 volts for up to 600 mA. (class B working). Takes the place of any of the following batteries: PP1, PP3, PP4, PP6, PP7, PP9, and others. Kit comprises: mains transformer rectifier, smoothing and load resistors, condensers and Instructions. Retail snip at only 16/6, plus 3/6 postage.


DOOR INTERCOM

Know who is calling and speak to them without leaving bed or chair. Outfit comprises microphone with call push button connectors and master intercom. Simply plugs together. Originally sold at £10. Special snip price 79/6, plus 3/6 postage.



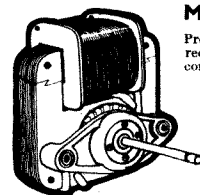
GEARED MOTOR HALF REV. PER MINUTE

Made by famous Smith Electric, mains operated and quiet powerful. Size 3 1/2 x 2 1/4 x 1 1/2in. deep. Secondary use as process timer. Internal switch can be made to break circuit within a period up to 2 mins. 17/6. P. & P. 2/6 unless ordered with other goods.



MAINS MOTOR

Precision made—as used in record decks and tape recorders—ideal also for tractor fan-blower, heater, etc. New and perfect. Snip at 28. Postage 3/- for first one then 1/- for each one ordered. 12 and over post free.



RELAY SWITCHES. These enable micro switches, delicate thermostats or other low current devices to control up to 30 amps.—ideal to switch thermal storage heaters—motors, etc., made by the famous A.E.I. group these are listed at 25s each—you can buy if you hurry at a very keen price of 39/6 each and we will include diagrams and data. Mounted on panel size approximately 6 x 7 1/2in. deep.

ALL PRICES GREATLY REDUCED

Type	Price	Type	Price	Type	Price
2N1727	15/-	0A5	5/-	OC75	8/-
2N1728	10/-	0A10	6/-	OC78	8/-
2N1742	25/-	0A47	3/-	OC77	7/-
2N1747	25/-	0A70	2/-	OC78	3/-
2N1748	10/-	0A79	2/6	OC78D	3/-
AC107	9/-	0A81	2/6	OC81	3/-
AC127	4/-	0A85	2/6	OC81D	3/-
AC17	6/6	0A90	2/6	OC82	3/-
AC18	5/6	0A91	2/6	OC82D	3/-
AC19	6/6	0A200	3/6	OC83	4/6
AC20	5/6	0A202	4/3	OC84	4/6
AC21	6/6	OC20	12/6	OC139	8/6
AC22	4/6	OC22	10/-	OC140	12/6
AF14	4/6	OC23	8/-	OC170	8/-
AF15	4/-	OC24	15/-	OC171	9/-
AF16	4/-	OC25	8/-	OC200	9/6
AF17	4/-	OC26	7/6	OC201	12/6
AF18	4/-	OC28	8/-	OC202	13/6
AF19	12/6	OC29	17/6	OC203	12/6
AF186	17/6	OC36	10/-	OCP71	15/-
AF212	15/-	OC36	15/-	ORP12	8/6
AS221	15/-	OC38	12/6	ORP60	10/-
BC107	14/6	OC42	6/6	SB078	6/6
BY100	4/6	OC44	3/-	SB251	8/6
BZ13	7/6	OC45	3/-	SB251	10/-
MAT100	6/6	OC46	3/-	ST140	3/6
MAT101	7/6	OC70	3/-	ST141	4/6
MAT120	6/6	OC71	3/-		
MAT121	6/6	OC72	3/-		

SIMMERSTAT HEATER REGULATOR

Suitable to control elements, heater, soldering irons and boiling rings up to 2,500 watts. Complete adjustable, normal price 55/- each. Special Snip. Price 12/6, plus 2/- post and ins.



GANGED POTS

Standard type and size with good length of spindle—made by Morganite. List price is 10/- each but if you act quickly you can have them at 12/- doz. (or 1/6 each if less than doz.). Following valves in stock all "lin"—100K—100K—500K—500K all new and unused. Post 2/9 on 1st doz. then 1/- per doz, 6 doz. or more post free.

When postage is not definitely stated as an extra then orders over £3 are post free. Below £3 add 2/9. Semi-conductors add 1/- post. Over £1 post free. S.A.E. with enquiries please.

ELECTRONICS (CROYDON) LIMITED

(Dept. W.W.), 102/3 TAMWORTH RD., CROYDON, SURREY (Opp. W. Croydon Stn.)

also at 266 LONDON ROAD, CROYDON, SURREY. S.A.E. WITH ENQUIRIES PLEASE

MULLARD

AA111	2/-	BFY50	6/-	OC82	4/6
AC107	14/6	BFY51	5/-	OC82D	4/3
AC127	6/-	BFY52	6/-	OC83	3/6
AC128	4/-	BF184	8/-	OC84	4/-
AC176	6/-	BSX79	3/-	OC123	7/-
AD149	11/-	BTY79-400R	27/6	OC139	12/-
AD161	7/6	BTY87-150R	23/-	OC140	12/-
AD162	7/6	BTY91-150R	35/-	OC169	6/-
ACY17	5/-	BSX36-100	3/-	OC170	4/-
ACY20	3/6	BTY87-500R	47/-	OC171	6/-
ACY21	4/-	BYZ10	11/-	OC200	6/-
ACY22	2/6	BYZ12	7/6	OC201	10/-
AFZ11	10/-	BYZ13	5/-	OC202	13/-
AFZ12	11/9	BZY93 C24	12/-	OC203	8/-
AF114	4/9	BY100	5/-	OC204	11/-
AF115	4/9	BYX20-200	8/-	OC205	10/8
AF116	4/9	GET102	5/4	OC206	10/8
AF117	4/9	GET103	4/4	ORP12	9/-
AF118	9/-	GET111	10/-	ORP60	8/-
AF186	12/-	GET573	10/-	ORP63	9/-
AF239	12/-	OC19	5/-	ORP93	18/-
ASY26	5/-	OC20	33/-	ORP90	19/6
ASY28	5/-	OC22	13/-	OA5	3/-
ASZ21	4/-	OC23	25/-	OA10	4/-
ASZ29	6/6	OC24	19/-	OA47	1/6
ATZ10	38/6	OC25	7/-	OA79K	1/6
BA115	2/6	OC26	12/-	OA79K	1/6
BC107	5/-	OC28	12/-	OA81K	1/6
BC108	5/-	OC29	15/-	OA85K	1/6
BC109	5/-	OC35	9/6	OA90K	1/6
BCY10	20/-	OC36	13/-	OA91K	1/6
BCY12	22/-	OC41	3/6	OA95K	1/6
BCY30	7/-	OC42	4/-	OA200	2/-
BCY31	13/-	OC44	3/-	OA202	2/-
BCY32	8/-	OC45	3/-	OA210	7/6
BCY33	6/-	OC71	3/-	SX631	7/-
BCY34	8/-	OC72	4/6	SX636	10/-
BCY38	19/-	OC73	3/-	SX200C	12/-
BCY39	10/-	OC75	5/-	SZ20C	13/-
BCY40	16/-	OC76	3/-	618V	95/-
BCY71	15/-	OC81	3/-	618C	95/-
BCZ11	10/-	OC81D	3/-	SVC1	19/9



J.E.D.E.C.

2N3819FET 11/-
2N3926 6/-
1B40K10 18/-
1B100-M05 54/-

SINCLAIR

ADT140 12/6
ST141 5/-
ST140 3/-



INTEGRATED CIRCUITS

Epoxy TO5 10 lead
µL 900 Buffer @ 9/-
µL 914 Dual Gate @ 9/6
µL 923 J-K Flip Flop @ 12/6
4-page reprint on IC usage circuits data, etc. 2/6

PLANAR BARGAIN

2N2926Y 3/-
or 4 for 10/-
Over 2,000 transistor and diode types ex stock.

Resistors: 1/2 Watt 5% Miniature type, low noise—high stability. 10, 12, 15, 18, 22, 27, 33, 39, 47, 56, 68, 82 & decades to 820K. 1-25 pieces 4d. 25-99 3d. 100 pieces or over, 2d. each.
10% tolerance, 1/2 Watt, 1 Meg-8.2 Meg., same price.
Preset potentiometers, Standard or Sub-miniature types, 20% tolerance. Lin. vertical or horizontal.
100, 250, 500 ohm, 1k, 2.5k, 5k, 10k, 25k, 50k, 100k, 250k, 500k, 1 Meg. 2.5 Meg. 5 Meg. All at 1/6d. each. Discounts for quantities over 12 of 1 value.



LST COMPONENTS
7 COPTFOLD ROAD
BRENTWOOD ESSEX
BRENTWOOD 7904
24 HOUR POSTAL SERVICE

WIRELESS WORLD DIGITAL COMPUTER

Send for our complete part list. Competitive prices for all components. Transistors, Diodes, Resistors, Capacitors, Neons, Veroboard, etc.

FAIRCHILD AF 11 20W SOLID STATE AMPLIFIER KIT £8.8.0d Complete

Includes Printed circuits board, Semiconductors, Resistors, Capacitors, Heat sink and short circuit protection components. S.A.E. for details

1968 CATALOGUE over 40 pages AVAILABLE SHORTLY

POST & PACKING 9d. per order
EXPORT ENQUIRIES WELCOME

TRANSISTOR MANUALS
R.C.A. 27/6d.
G.E. 29/9d.

RETAIL AND WHOLESALE
SUPPLIED.

GUARANTEE: All the above-listed semi-conductor devices are Brand New, First Grade, and guaranteed. We will replace at no charge any device found to be faulty. Further, all devices carry the Manufacturer's name or Trade Mark, type number and batch number. We do not offer for sale devices often described as "new and tested" or bearing re-marked type numbers, these often have a short and unreliable life. L.S.T. COMPONENTS.

TRANSISTOR STEREO 8 + 8



A really first-class Hi-Fi Stereo Amplifier Kit. Uses 14 transistors giving 8 watts push pull output per channel (16W. mono). Integrated pre-amp. with Bass, Treble and Volume controls. Suitable for use with Ceramic or Crystal cartridges. Output stage for any speakers from 3 to 15 ohms. Compact design, all parts supplied including drilled metal work. Cir-Kit board, attractive front panel, knobs, wire, solder, nuts, bolts—no extras to buy. Simple step by step instructions enable any constructor to build an amplifier to be proud of. Brief Specifications: **Freq. response ±3dB. 20-20,000 c/s.** Bass boost approx. to +12dB. Treble cut approx. to -16dB. Negative feedback 18dB. over main-amp. Power requirements at 25V. at .6 amp.

PRICES:
Amplifier Kit, 29/10/- (Built and Tested 219/10/- P. & P. 4/6
Power Pack Kit, 22/10/- (Built and Tested 23/- P. & P. 4/-
Cabinet (as illus.), 22/10/- P. & P. 5/6

(Special Offer—£14/10/-, post free if all above kits ordered at same time or built and tested for £18/- post free.)
Circuit diagram, construction details and parts list (free with kit) 1/6 (S.A.E.).

HSL "FOUR" AMPLIFIER KIT

3-VALVE 4 WATT USING ECC83, EL84, EZ80 VALVES for A.C. mains 200/240 v. ★ Heavy duty double-wound mains transformer with electrostatic screen. ★ Separate bass, treble and volume controls, giving fully variable boost and cut with minimum insertion loss. ★ Heavy negative feedback loop over 2 stages ensure high output at excellent quality with very low distortion factor. ★ Suitable for use with guitar, microphone or record player. ★ Provision for remote mounting of controls or direct on chassis. ★ All this builds on to a chassis size only 7 1/2 in. wide x 4 in. deep. Overall height 4 1/2 in. ★ All components and valves are brand new. ★ Very clear and concise instructions enable even the inexperienced amateur to construct with 100% success. ★ Supplied complete with valves, output transformer (3 ohms only), screened lead, wire, nuts, bolts, solder, etc. (No extras to buy). **PRICE 79/6.** P. & P. 6/-. Comprehensive circuit diagram, practical layout and parts list 2/6 (free with kit).


VIBRATORS Large selection of 2, 4, 6, 12, and 32 volt. Non sync. 8/6; Sync. 10/- P. & P. 1/6 per vibrator. S.A.E. with all enquiries.

S.T.C. SILICON AVALANCHE HALF-WAVE RECTIFIERS

Type RAS, 508 AF, 6 amps. 960 P.I.V. lin. long x 1/4 in. dia. approx. List 50/- OUR PRICE 8/6. Post free.

10/14 WATT HI-FI AMPLIFIER KIT

A stylishly finished mono-aural amplifier with an output of 14 watts from 2 EL84s in push-pull. Super reproduction of both music and speech, with negligible hum. Separate inputs for mike and gram allow records and announcements to follow each other. Fully shrouded section wound output transformer to match 3-15Ω speaker and 2 independent volume controls, and separate bass and treble controls are provided giving good lift and cut. Valve line-up: 2 EL84s, ECC83, EF86, and EZ80 rectifier. Simple instruction booklet 1/6 (Free with parts). **All parts sold separately. ONLY 27/9/6.** P. & P. 8/6. Also available ready built and tested complete with standard input sockets. 29/5/- P. & P. 8/6.



3-VALVE AUDIO AMPLIFIER MODEL HA34

Designed for Hi-Fi reproduction of records. A.C. mains operation. Ready built on plated heavy gauge metal chassis, size 7 1/2 in. w. x 4 in. d. x 4 1/2 in. h. Incorporates ECC83, EL84, EZ80 valves. Heavy duty, double wound mains transformer and output transformer matched for 3 ohm speaker, separate bass, treble and volume controls. Negative feedback line. Output 4 1/2 watts. Front panel can be detached and leads extended for remote mounting of controls. The HA34 has been specially designed for us and our quantity order enables us to offer them complete with knobs, valves, etc., wired and tested for only 24/5/-. P. & P. 6/-.
BRAND NEW 3 OHM LOUDSPEAKERS
5 in. 12/6; 6 1/2 in. 15/-; 8 in. 22/6; 10 in. 27/6; 7 x 4 in. 18/-; 10 x 6 in. 27/6; E.M.I. 8 x 6 in. with high flux magnet 21/-; E.M.I. 13 1/2 x 8 in. with high flux ceramic magnet 42/- (15 ohm 45/-). P. & P. 5 in. 2/-; 6 1/2 in. 2/6; 8 in. 2/6; 10 and 12 in. 3/6 per spkr.

BRAND NEW 12 in. 15w. H/D Speakers, 3 or 15 ohm. Current production by well-known British maker. Offered below list price at 89/6. P. & P. 5/-. Guitar models: 2w. 25/5/-; 3w. 28/8/-.

E.M.I. 3 1/2 in. HEAVY DUTY TWEETERS
Powerful ceramic magnet. Available in 3, 8 or 15 ohms, 15/- P. & P. 2/6.

DE LUKE QUALITY PORTABLE RECORD PLAYER CABINET
Uncut motor board size 14 1/2 x 12 in., clearance 2 in. below. 5 1/2 in. above. Will take amplifier above and any B.S.R. or GARRARD Autochanger or single Player Unit (except AT60 or SP25). Size 18 x 15 x 8 in. PRICE 23/9/6. Carr. 9/6.

DE LUKE QUALITY PORTABLE RECORD PLAYER CABINET
Uncut motor board size 14 1/2 x 12 in., clearance 2 in. below. 5 1/2 in. above. Will take amplifier above and any B.S.R. or GARRARD Autochanger or single Player Unit (except AT60 or SP25). Size 18 x 15 x 8 in. PRICE 23/9/6. Carr. 9/6.

HARVERSON SURPLUS CO. LTD.

170 HIGH ST., MERTON, LONDON, S.W.19 Tel: 01-540 3985
S.A.E. all enquiries. Open all day Saturday (Wednesday 1 p.m.)

HIGH GAIN 4-TRANSISTOR PRINTED CIRCUIT AMPLIFIER KIT Type TA1

● Peak output in excess of 1 1/2 watts. ● All standard British components. ● Built on printed circuit panel, size 8 x 3 in. ● Generous size driver and output transformers. ● Output transformer tapped for 3 ohm and 15 ohm speakers. ● Transistors (GET 114 or 81 Mullard OC81D and matched pair of OC81 07a). ● 9 volt operation. ● Everything supplied, wire, battery clips, solder, etc. ● Comprehensive easy to follow instructions and circuit diagram 2/6 (Free with Kit). All parts sold separately. **SPECIAL PRICE 45/-.** P. & P. 3/-. Also ready built and tested 52/6. P. & P. 3/-.
FM/AM TUNER HEAD
Beautifully designed and precision engineered by Dornier and Wadsworth Ltd. Supplied ready fitted with twin .0005 tuning condenser for AM connection. Prealigned FM section covers 86-102 Mc/s. I.F. output 10.7 Mc/s. Complete with ECC85 (6L12) valve and full circuit diagram of tuner head. Another special bulk purchase enables us to offer these at 27/6 each. P. & P. 3/-. Order quickly! Limited number also available with precision geared 3:1 reduction drive. 30/- P. & P. 3/-.
MATCHED PAIR AM/FM I.F. Comprising 1st I.F. and 2nd I.F. discriminator. (465 Kc/s/10.7 Mc/s.). Size 1 in. x 1 1/2 in. x 2 1/2 in. H. Will match above tuner head. 11/- pair. P. & P. 2/-.
4-SPEED RECORD PLAYER BARGAINS
Mains models. All brand new in maker's original packaging.
LATEST B.S.R. MODELS
TU19 Single Player with mono Cart. 23 9 6
GU7 Single Player with mono Cart. 24 13 8
UA25 Changer with mono Cart. 26 7 6
All plus Carriage and Packing 6/6.
LATEST GARRARD MODELS
All types available 1000, 2000, 3000, AT60, etc. Send S.A.E. for latest bargain price list.

QUALITY RECORD PLAYER AMPLIFIER MK. II

A top-quality record player amplifier employing heavy duty double wound mains transformer. ECC83, EL84, EZ80 valves. Separate bass, treble and volume controls. Complete with output transformer matched for 3 ohm speaker. Size 7 in. w. x 3 in. d. x 5 in. h. Ready built and tested. **PRICE 75/-.** P. & P. 6/-. ALSO AVAILABLE mounted on board with output transformer and speaker ready to fit into cabinet on right. **PRICE 97/6.** P. & P. 7/6.

DE LUKE QUALITY PORTABLE RECORD PLAYER CABINET

Uncut motor board size 14 1/2 x 12 in., clearance 2 in. below. 5 1/2 in. above. Will take amplifier above and any B.S.R. or GARRARD Autochanger or single Player Unit (except AT60 or SP25). Size 18 x 15 x 8 in. PRICE 23/9/6. Carr. 9/6.

PLEASE NOTE: P. & P. CHARGES QUOTED APPLY TO U.K. ONLY. P. & P. ON OVERSEAS ORDERS CHARGED EXTRA.

ANNOUNCING OUR NEW STANDARD RANGE OF BRAND NEW MULTI-TAPPED TRANSFORMERS. MOST TYPES FULLY SHROUDED AND TERMINAL BLOCK CONNECTIONS. ALL PRIMARIES 220-240 VOLTS.

*Denotes Unshrouded Types.

No.	SEC. TAPS	AMPS.	PRICE	CARR.
1A	25-33-40-50	15	£8 15 6	10/6
1B	25-33-40-50	10	£6 12 6	8/6
1C	25-33-40-50	6	£5 10 6	8/6
1D	25-33-40-50	3	£3 5 6	7/6
2A	4-16-24-32	12	£5 19 6	7/6
2B	4-16-24-32	8	£4 10 6	7/6
2C	4-16-24-32	4	£2 19 6	6/-
2D	4-16-24-32	2	£1 19 6	5/-
3A*	25-30-35	40	£14 0 0	15/-
3B*	25-30-35	20	£8 17 6	9/6
3C	25-30-35	10	£5 19 6	7/6
3D	25-30-35	5	£3 12 6	6/6
3E	25-30-35	2	£2 12 6	6/6
4A*	12-20-24	30	£10 15 0	10/-
4B	12-20-24	20	£6 15 0	8/6
4C	12-20-24	10	£4 7 6	7/6
4D	12-20-24	5	£2 19 6	6/6
5A	3-12-18	30	£7 19 6	7/6
5B	3-12-18	20	£5 19 6	7/6
5C	3-12-18	10	£3 12 6	6/6
5D	3-12-18	5	£2 9 6	6/6
6A	48-56-60	2	£3 2 6	5/6
6B	48-56-60	1	£2 5 0	5/6
7A*	6-12	50	£8 10 0	9/6
7B	6-12	20	£4 19 6	7/6
7C	6-12	10	£3 5 0	6/6
7D	6-12	5	£2 7 6	5/6
8A	12-24	1	£1 7 6	5/6
9A	15-30	1 1/2	£1 2 6	5/6
10A	9-15	2	£1 2 6	5/6
11A	6.3	15	£2 2 6	5/6

Note: By using the intermediate taps many other voltages can be obtained.

Example: Range one 7-8-10-15-17-25-33-40-50V.
Range two 4-8-12-16-20-24-32V.
Range three 3-6-9-12-15-18V.

Send 6d. stamp for out latest price list giving full details of our range of L.T. transformers, L.T. and H.T. smoothing chokes, capacitors, L.T. supply units, rectifiers, instruments, electric motors.

Samson's Electronics Ltd.
9 & 10 CHAPEL STREET, LONDON, N.W.1.

01-723 7851 01-262 5125

LATEST PURCHASE. BRAND NEW TWICKENHAM HEAVY DUTY L.T. TRANSFORMERS.

PRI tapped 110-220-235-255 volts. Sec. No. 1, 55 volts, 24 amps. Sec. No. 2, 14 volts 10 amps. Sec. No. 3, 60 volts, 2 amps. All winding very conservatively rated. Tropically finished. Terminal connections. Size H9. W. 7 1/2 D 7 inches, weight 65 lbs. Fraction of maker's price, £9/19/6, carr. 15/- Brand New L.T. Smoothing Chokes. 6 MH. 24 amps, tropically finished, Size H6 W 4 1/2 D5 inches. Weight 18 lbs. 75/-, carr. 7/6. 2 MH. 24 amps, tropically finished. Size H 5 1/2, D 4, D 3 1/2 ins. Weight 9 lbs. 45/-, carr. 5/-.

ZENITH HIGH VOLTAGE TRANSFORMER
Oil Filled.

PRI 240 volts. Sec. 20,000 volts. 75 mA. Size, H 2 1/2 in. plus Bin. insulated terminals. W. 2 3/4 in., D, 1 1/2 in. One only £29/10/- ex warehouse.

HEAVY DUTY ISOLATION TRANSFORMER

PRI 220-240 volts. Sec. tapped 70, 140, 210, 280 volts. 7 1/2 kVA. Size 17 x 13 x 10 inches, £35 ex warehouse. One Only.

SPECIAL OFFER OF WODEN TRANSFORMERS BRAND NEW

No. 1. PRI tapped 200-250 v. E.S. Sec. Tapped 8-15-25-28-30-33-35 v. 15 amps. Tropically finished table top connects. £5/17/6. Carr. 10/-.
No. 2. PRI 240 v. E.S. Sec. No. 1. 50 v. 4 A. Sec. No. 2. 18-0-18 v. 1 A. 55/-, P.P. 7/6.
No. 3. PRI tapped 200-250 v. E.S. Sec. 1. 315-0-315 v. 110 mA. Sec. 2. 175-0-175 25 mA. Sec. 3. 5 v. 1.9 A. Sec. 4. 6.3 v. 3.1 A. Sec. 5. 6.3 v. CT4A. Sec. 6.3 v. CT12A. Sec. 6.3 v. 1A. "C" Core table top connections. 50/-, P.P. 7/6.

BERCO REGAVOLT VARIABLE TRANSFORMERS TYPE 31A.

Input max. 250 v., output 0-250 v. Current rating. Mounted on heatsink. 1 amp. max. Unmounted. 0.75 amp. Size 3in. dia., D. 2in. Spindle length 1 1/2 in. £3/5/-. P.P. 5/-.

PARVALUX GEARED MOTORS

Shunt wound 220-240 volts D.C. rating. Cont. lbs./ins. 8, r.p.m. 150, overall size 6 1/2 x 3 1/2 x 3 1/2 ins. £3/15/-. P.P. 7/6. F.V.V. bridge. Selenium Rectifier, direct mains in 220 D.C., out 750 mA. 8/6.

AIRFLO A.C. 220-240 v. BLOWERS

Capacity 80 cu. ft. 2 1/2 in. dia. outlet. Overall size 6 x 6 x 7 ins. Brand new. 65/-, Carr. 5/-.

SPECIAL OFFER OF BRAND NEW H.T. TRANSFORMERS

Fraction of maker's price. All tapped primaries 200-250 v. Table top connections. Enclosed type. GARDNERS

No. 1. Sec. 500-0-500 v. 200 mA. 6.3 v. 4 A. 6.3 v. 3 A. 6.3 v. 2 A. 5 v. 2 A. 85/-, P.P. 7/6.
No. 2. Sec. 450-0-450 v. 180 mA. 6.3 v. 3 A. 6.3 v. 3 A. 6.3 v. 3 A. 5 v. 3 A. 75/-, P.P. 7/6.
No. 3. Sec. 350-0-350 v. 180 mA. 6.3 v. 3 A. 6.3 v. 2.5 A. 6.3 v. 2.5 A. 6.3 v. 2 A. 6.3 v. 0.5 A. 5 v. 2.8 A. 75/-, P.P. 7/6.
No. 4. Sec. 450-0-450 v. 95 mA. 6.3 v. 3 A. 6.3 v. 3 A. 6.3 v. 2 A. 5 v. 3 A. 85/-, P.P. 7/6.
No. 5. Sec. 400-0-400 v. 85 mA. 250 v. 50 mA. 6.3 v. 5 A. 6.3 v. 4.75 A. 6.3 v. 0.5 A. 6.3 v. 0.2 A. 75/-, P.P. 7/6.
No. 6. Sec. 250-0-250 v. 50 mA. 6.3 v. 2 A. 6.3 v. 2 A. 5 v. 2.5 A. 37/6. P.P. 5/-.
No. 7. Sec. 300 v. 37.5 mA. 300 v. 37.5 mA. 47/6. P.P. 5/-. 4kV D.C. wkg. 4 v. 1 A. 4 kV. D.C. wkg. 4 v. 0.3 A.
No. 8. Sec. 225 v. 100 mA. 6.3 v. 2.5 A. 6.3 v. 1 A. 37/6. P.P. 5/-.
No. 9. Sec. 45 v. 87 mA. 6.3 v. 4.5 A. 6.3 v. 1.5 A. 6.3 v. 1 A. 6.3 v. 0.2 A. 29/6. P.P. 4/-.
No. 10. Sec. tapped 450-470 v. 275 mA. 42/6. P.P. 5/-.

GARDNERS LOW TENSION ISOLATION TRANSFORMERS

PRI 6.3 v. Sec. 2-0-2 v. 4 amps, 5,000 v. wkg. Potted type, 17/6. P.P. 3/6.

MARCONI AUDIO TESTER, TYPE TF89

This directly calibrated AF oscillator from 50c/s to 12kc/s has a maximum output of 300mW into 600 ohm and is fitted with an output level meter and 600 ohm ladder attenuator of 0-50dB. An alternative 5,000 ohm outlet is provided and the level in each case is continually variable. AF measurements: the voltmeter may be used for AF inputs (external) over the ranges of 0 to 80V in 4 ranges, providing a very useful facility. Supplied in excellent condition and working order for only £18.10.0. Power supply 240V a.c. (internal).

COSSOR DOUBLE BEAM OSCILLOSCOPES TYPE 1035

An attractive end of contract run enables us to offer these fine professional scopes in perfect working order at only £25 each plus 25/- P. & P. Brief technical spec.: 4in. flat face C.R.T.; bandwidth 20c/s to 10Mc/s; time-base repetitive, triggered or single stroke 15µsec to 150msec; size 16in. x 11in. x 19in. Also Cossor 1049 DC Coupled DB Scope same size and appearance as 1035. Price £30 plus 25/- P. & P.

DIGITAL VOLTMETER

For the first time ever, we proudly present a three digit a.c./d.c. voltmeter for less than £100! Manufactured by the world-famous Hawker Siddeley Group at its Gloucester Works, the Digimeter Type B.I.E. 2123 is a fully transistorised multi-range instrument possessing the following distinctive features:

Electrical Characteristics: D.C. ranges: 10mV to 400V in four ranges (1,000V for positive voltages). Accuracy: the greater of ±0.1% of ±1 digit. A.C. ranges: 100mV to 250V r.m.s. in three ranges. Accuracy: the greater of ±0.5% or ±1 digit over the frequency range 30c/s to 10kc/s. Range change is manual. Input impedance: D.C.-15MΩ on two lower ranges. 1MΩ on two higher ranges. A.c.-a.c. coupled, approximately equivalent to a shunt impedance of 8KΩ in series with the parallel impedances 180KΩ and 550pF. Input characteristics: Single ended, floating. The potential between terminal connected to OV and earth should not exceed 400V d.c. or 250V a.c. Input filter: 55dB attenuation at 50c/s. Conversion time: 300msec.

Sampling rate: 1 reading per 2sec. or manually controlled.

Power Supply: 100/120V; 200/250V 50 c/s.

Mechanical Characteristics: Dimensions: 10 1/2 in. high x 7 in. wide x 13 in. deep. Weight: 15 lbs.

Display details: Three digit with decimal point indication. Character height 1 in.

At the price we can offer these instruments no laboratory can afford to be without one! They are ideally suited to production and inspection application.

Brand new in manufacturer's packing. With Handbook. **£92.10.0**

Carriage extra at cost.

IMMEDIATE DELIVERY!

SOLARTRON LABORATORY OSCILLOSCOPE TYPE 711/S2

This magnificent scope will take pride of place in any service dept., college or university, offered at one-fifth of manufacturer's price, in perfect working order and excellent condition, £80 plus carriage. Brief specification: bandwidth DC-7Mc/s; sensitivity 3mV/cm to 100V/cm; sweep velocity 0.33cm/sec to 3.3cm/µsec; X expansion variable up to X 10; size 16in. x 13in. x 27in. deep.

MARCONI AF ABSORPTION WATTMETER TYPE TF938/CT44

Designed to measure the power output of all audio equipment in the range of 10 micro watts to 6 watts in 3 ranges. Impedance 2.5 to 20Ω switched in 11 ranges. Indication to large 5in. meter, a small portable modern instrument. Price £25 plus P. & P. 12/6.

SOLARTRON CALIBRATING UNIT AT203

Providing an output range 10µV to 10V, in the frequency range of DC to 300kc/s. An extremely useful instrument of high accuracy for calibrating meters, and research work where the voltage output must be easily selected and of high standard. Offered in first class condition, fully tested, for 240V a.c. supply at £50.

P. F. RALFE

Radio & Electrical Supplies
423 GREEN LANES, HARRINGAY,
LONDON, N.4. MOUNTVIEW 6939

SPECIAL OFFER OF COLVERN 10 TURN HELIPOTS TYPES CLR26/1001/9

Values: 1 000Ω and 100kΩ. Brand new stock. Price 30/-, P. & P. 1/6.

POWER RHEOSTATS

3 ohms 8.5A, 35/-, P. & P. 3/6.
7.5 ohms 5.5A, 35/-, P. & P. 3/6.
50 ohms 1.5A, 12/6, P. & P. 1/6.
3kΩ 75W, 12/6, P. & P. 1/6.
All heavy duty types Torodial wound on ceramic formers.

COMMUNICATIONS RECEIVERS

Marconi CR150/3. 2-60Mc/s. Double-conversion, crystal calibrator, etc. C/w case in as new condition. Only £35. Mains P.S.U. £5.
ARBBD, like new, 540kc/s-32Mc/t £55.
Murphy B40 640kc/s-30.5Mc/s. Recond. to maker's specification, £37.
Redifon R50M 94Kc/s-32Mc/s in 8 bands, perfect condition, £75.

INDUSTRIAL POWER AMPLIFIER

Output 175 watts can be supplied with variable frequency oscillator 10c/s to 14kc/s. C/w with all usual facilities for, 19in. rack mounting supply volts 250V a.c. Price £75 plus carriage.

CAPACITANCE BRIDGE ELECTROLYTIC

B.P.L. Cat. No. ZD00506. Measures capacitance under full working loads (variable voltage selection), easy to operate. C/W voltmeter, leakage current meter, balance indicator, discharge switch, etc. Range 2 mfd. to 2,200 mfd. A modern instrument in new condition, and guaranteed accurate. Price £35, P. & P. 20/-.

STC MOVING COIL STUDIO MICROPHONES TYPE 4035A

A limited quantity of these superb low impedance microphones for sale at approx. one-third of maker's price. C/w type 4069A, jack plug in as new little used condition. Price £7/10/-. P. & P. 3/6.

WESTON RF AMP METERS 0-3A

Two inch flush round panel mounting, black scale, white pointer. These first grade meters are offered new at 25/-, P. & P. 2/6.

AUDIOTRINE HIGH FIDELITY LOUDSPEAKERS

Heavy cast construction. Latest high efficiency ceramic magnets. Treated cone surround giving low fundamental resonance. Indicates Tweeter Cone providing extended frequency range. Impedance 3 or 15 ohms. Response 40-18000 c.p.s. Highly recommended models capable of outstanding results. Exceptional value.

HF510 5in. 8 watt	£2 9/9	HF120 12in. 15 watt	£3 9/9
HF800D 8in. 8 watt	£2 19/9	HF120D 12in. 15 watt	£3 19/9
HF811D 8in. 10 watt	£2 19/9	HF128 12in. 15 watt	£4 9/9
HF101D 10in. 15 watt	£5 19/9	HF128D 12in. 15 watt	£5 0/0



RECORD PLAYING UNITS

Ready for plugging in to Amplifier or Tape Recorder. On Credit Terms.

RP2 Consisting of Garrard SP25 Mk. II with heavy cast turntable and fitted Goldring CS90 high compliance ceramic Stereo/Mono cartridge with diamond stylus, plinth and cover. Normally approx. **£29**. Carr. 15/-. ONLY **22 Gns.**

RP3 As above but with Goldring Lenco GL68 Transcription unit and CS90 Cartridge. Normally approx. **32 Gns.** Carr. 15/-. ONLY **27 1/2 Gns.**

RP3M with Pickering Magnetic Cartridge. Normally approx. **39 Gns.** Carr. 15/-. ONLY **35 1/2 Gns.**

AUDIOTRINE PLINTHS

For Record Playing units. Teak finish cut for Garrard 1,000, 2,000, 3,000 AT60, SP25 or Goldring GL68. Available with clear Perspex cover as illustrated. **66/-** £5/19/11 complete. Carr. 8/6 or slightly deeper type cut for TA12 but Perspex cover sold separately at 3 Gns. Limited number, slightly damaged but repaired by manufacturer. **39/9** to clear.

HIGH FIDELITY LOUDSPEAKER UNITS

Cabinets of latest styling Satin Teak or Walnut, acoustically lined (and ported where appropriate). Credit Terms available

DORSET Size 16x11x9in. Response 45-18,000 c.p.s. Rating 8-10 watts. Fitted Audiotrine HF810D speaker. **£8.19.9**

DORCHESTER Size 24x15x10in. Fitted Audiotrine HF101D Speaker. Rating 15 watts. Impedance 3 or 15 ohms. Frequency response 30-20,000 c.p.s. **12 1/2 Gns.**

GLOUCESTER Size 25x16x10in. 12in. High flux. 12,000 line speaker. Cross-over unit and Tweeter. Rating 10 watts. Smooth response 40-20,000 c.p.s. Impedance 15 ohms. Outstanding value. **12 1/2 Gns.**

STANTON Mk. III. Size 18x11x10in. Rating 10 watts. Incorporating Audiotrine HF815 Speaker with rolled rubber surround and 15,000 line magnet. Handsome Scandinavian design pressurised cabinet. Response 30-20,000 c.p.s. Impedance, 3 or 15 ohms. The deep excursions of the cone produce powerful bass notes. High Flux tweeter extends frequency range above audibility. Excellent transient response ensures smooth realistic output. **16 Gns.**

TA6 6 WATT HIGH FIDELITY SOLID STATE AMPLIFIER

Employing latest type Transistors. 200-250 v. A.C. mains operated. Frequency Response 30-20,000 c.p.s. -2dB Harmonic Distortion 0.3%. Separate Bass and Treble "lift" and "cut" controls. 3 input sockets for Mike, Gram, Radio or Tape Input Selector Switch. Output 3-15 ohm speakers. Max. Sensitivity 5mV. Fully enclosed enamelled case, 9 1/2 x 2 1/2 x 5 1/2 in. Attractive brushed silver finish plate 10 1/2 x 3 1/2 in. and matching knobs. Complete kit of parts with full wiring diagrams and instructions. Or factory built with 12 mths. guarantee. Post paid 8 gns. Carr. 7/6

R.S.C. A11T 15 WATT HIGH FIDELITY AMPLIFIER DUAL PURPOSE SOLID STATE CIRCUITRY P.A. or HI-FI

3 input sockets. 2 vol. controls for mixing purposes. Input Selector Output for speakers between 3 and 15 ohms. Separate Bass and Treble Controls. Suitable for Gram, Radio, Tape, Microphone, or Guitar P.U. For Vocal and Instrumental groups. Frequency response 20-40,000 c.p.s. -3 d.b. Hum Level -80 d.b. Harmonic Distortion 0.2% at 10 watts R.M.S. Operation on 200-250 v. A.C. mains. Size 9 1/2 x 2 1/2 x 5 1/2 in. Complete Kit of parts with comprehensive wiring diagrams and instructions. **9 Gns.** Carr. 9/6. Or Factory built with 12 mths. guarantee. **13 Gns.** Carr. 9/6. Terms: Deposit £4 and 9 monthly payments **25/6** (Total £15/9/6).

R.S.C. SUPER 15 HI-FI AMPLIFIER

FULLY TRANSISTORISED 200/250 v. A.C. Mains. OUTPUT 10 WATTS R.M.S. cont. into 15 ohms. 15 WATTS R.M.S. cont. into 3-4 ohms.

LATEST NULLARD TRANSISTORS. AD149, AD149, OC127Z, OC81Z, OC44, OC44, OC81Z, OC44, AC107, 5 POSITION INPUT SELECTOR SWITCH

EQUALISATION to Standard R.I.A.A. and C.C.I.R. Characteristics for Gram and Tape Heads.

FULL TAPE MONITORING FACILITIES

SENSITIVITIES: Magnetic P.U. 4 mV. Crystal or Ceramic P.U. 400 mV. Frequency 4.5 mV. Tape Head 2.5mV. Radio/Aux. or Ceramic P.U. 110mV.

FREQUENCY RESPONSE: ±2 dB 20-20,000 c.p.s.

TREBLE CONTROL: +15dB to -14dB at 10 Kc/s. NEG. FEEDBACK: 52dB

BASS CONTROL: +12dB to -15dB at 50 c/s. HUM LEVEL: -75dB.

HARMONIC DISTORTION at 10 Watts R.M.S. 1.000 c.p.s. 0.25%. Carr. 12/6.

Complete Kit of parts with full constructional details and point to point wiring diagrams. Supplied factory built **15 1/2 Gns.** Carr. 12/6. Terms: Deposit 4 Gns. and 9 monthly payments **31/1** (Total **£18/3/9**).

Or fitted in beautiful walnut or Teak veneered cabinet as illustrated **3 1/2 Gns.** extra.

ALL COMPONENTS, ETC. ARE OF A HIGH STANDARD AND SUPPLIED BY LEADING BRITISH MANUFACTURERS. **£34/18/6**.

R.S.C. SUPER 30 STEREO AMPLIFIER

FULLY TRANSISTORISED 200/250 v. A.C. Mains. OUTPUT 10 WATTS R.M.S. cont. into 15 ohms. 15 WATTS R.M.S. cont. into 3-4 ohms.

LATEST NULLARD TRANSISTORS. AD149, AD149, OC127Z, OC81Z, OC44, OC44, OC81Z, OC44, AC107, 5 POSITION INPUT SELECTOR SWITCH

EQUALISATION to Standard R.I.A.A. and C.C.I.R. Characteristics for Gram and Tape Heads.

FULL TAPE MONITORING FACILITIES

SENSITIVITIES: Magnetic P.U. 4 mV. Crystal or Ceramic P.U. 400 mV. Frequency 4.5 mV. Tape Head 2.5mV. Radio/Aux. or Ceramic P.U. 110mV.

FREQUENCY RESPONSE: ±2 dB 20-20,000 c.p.s.

TREBLE CONTROL: +15dB to -14dB at 10 Kc/s. NEG. FEEDBACK: 52dB

BASS CONTROL: +12dB to -15dB at 50 c/s. HUM LEVEL: -75dB.

HARMONIC DISTORTION at 10 Watts R.M.S. 1.000 c.p.s. 0.25%. Carr. 12/6.

Complete Kit of parts with full constructional details and point to point wiring diagrams. Supplied factory built **15 1/2 Gns.** Carr. 12/6. Terms: Deposit 4 Gns. and 9 monthly payments **31/1** (Total **£18/3/9**).

Or fitted in beautiful walnut or Teak veneered cabinet as illustrated **3 1/2 Gns.** extra.

ALL COMPONENTS, ETC. ARE OF A HIGH STANDARD AND SUPPLIED BY LEADING BRITISH MANUFACTURERS. **£34/18/6**.

BRADFORD 10 North Parade (Half-day Wed.) Tel. 25349

BRISTOL 14 Lower Castle St. (Half-day Wed.) Tel. 22904

BIRMINGHAM 30/31 Gt. Western Arcade opp. Snow Hill Station 021-236 1279. No half-day

DERBY 26 Osmaston Rd., The Spot (Half-day Wed.) Tel. 41361

DARLINGTON 13 Post House Wynd (Half-day Wed.) Tel. 680-43

EDINBURGH 133 Leith Street (Half-day Wed.) Tel. Waverley 5766

GLASGOW 326 Argyle St. (No half-day) Tel. CITY 4158

403 Sauchiehall St. (Opp. Locarno) Tel. 332-1572

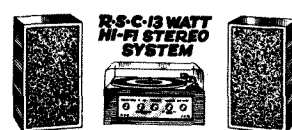
HULL 91 Paragon Street (Half-day Thursday) Tel. 20505

SENSATIONAL VALUE IN HIGH FIDELITY STEREO SYSTEMS

Extremely attractive cabinets finished in Satin Teak or Veneer. Tinted Perspex "hinged" lid Special Inclusive Price

69 1/2 Gns. Carr. 30/-

Fully wired consisting of (1) The Garrard SP25 Mk. II PLAYER UNIT 4-speed with heavy turntable. HYDRAULIC LOWERING device, etc., etc. Fitted Goldring CS 90 P.U. Cartridge. Ready wired on Plinth (baseboard). Fitted plugs for instant use. (2) SUPER 30 AMPLIFIER fully wired and fitted in cabinet above. (3) PAIR OF STANTON Mk. III LOUDSPEAKER UNITS. Performance comparable with equipment at twice the cost and saving over £18 on above units. H.P. Terms available. Send S.A.E. for leaflet.



Inc. Garrard SP25 Mk. II 4 - speed Player Unit (with heavy turntable mounted on plinth with leads and plugs and fitted Goldring CS90 high compliance ceramic cartridge with diamond stylus. Assembled TA12 Stereo Amplifier in cabinet and pair of Dorset Speaker Units. Total for above saving £12. Special inclusive price **46 Gns.** Carr. 25/-

Perspex cover **59/9** extra with above only. Or Dep. **£7/8/0** and 9 mthly. payments **25/3/0** (Total **£53/13/0**).

HI-FI LOUDSPEAKER ENCLOSURES

All types of pleasing modern design, acoustically lined and beautifully finished in light Teak or Walnut veneer.

JES. Size 20 x 11 x 9in. Gives pleasing results with any 8in. Hi-Fi Speaker. **4 Gns.**

SES. For optimum performance with any Hi-Fi 8in. speaker. Size 22 x 15 x 9in. **5 Gns.**

SE10. For 12in. Hi-Fi Speaker. Size 24 x 15 x 10in. **6 Gns.**

SE12. For outstanding performance with any 12in. Hi-Fi speaker. Cut for tweeter. **7 Gns.** Size 25 x 16 x 10 1/2 in.

LINEAR LP/I TAPE PRE-AMPLIFIER

Switched Equalisation. Positions for Recording at 1 1/2in., 3 1/2in., 7 1/2in. per sec. and Playback. EM84 Recording Level Indicator. Designed primarily as the link between a Magnavox Tape Deck and Hi-Fi amplifier suitable most Tape Decks. Terms available. **10 1/2 Gns.**

INTEREST CHARGES REFUNDED

on H.P. and Credit Sale Accounts settled in 3 months

R.S.C. STEREO/20 HIGH FIDELITY AMPLIFIER

PROVIDING 10/14 WATT ULTRA LINEAR PUSH-PULL OUTPUT ON EACH CHANNEL. SUITABLE FOR "MIKE" GRAM, RADIO OR TAPE

7 Valves ECC83 (2), ECC86 (4), EZ81. Frequency Response: ±2dB 20-20,000 c.p.s. Hum Level: 65dB down. Sensitivity: 20 millivolts max. Harmonic Distortion: (each channel): 0.2%. Four-position tone compensation and Input Selector Switch. Stereo/Mono switch. Neon panel indicator. Handsome Perspex Frontplate. Separate Bass and treble controls. Output transformers point-to-point wiring diagrams and instructions.

Outputs for 3 and 15 ohm spkrs. Or factory assembled, with our usual 12 months' guarantee **19 Gns.** Carr. 12/6. Or send Dep. **£4/10/0** and 9 mthly. p'ments of **£2** (Total **£22/10/0**). Send S.A.E. for leaflet.

ALL LEADING MAKES HI-FI EQUIPMENT AND FURNITURE IN STOCK

R.S.C. TFM1 TRANSISTORISED VHF/FM RADIO TUNER

Total cost of parts with detailed wiring diagrams and instructions. Carr. 10/- **12 1/2 Gns.**

Or factory built **16 1/2 Gns.** Or in Teak finished cabinet as illustrated **17 1/2 Gns.**

Terms: Deposit **25** and 9 monthly payments **£2** Total **£23**

matching our Super 15 and 30 amplifiers and of the same high standard of performance reliability. The pre-tuning head facilitates speed and simplicity of construction. Printed circuitry. Only first grade components used. A quality product at half the cost of comparable units. Stereo version available. All parts **19 Gns.** Assembled **25 1/2 Gns.** In cabinet **29 Gns.** Carr. 10/-

★ High Sensitivity. ★ 200-250 v. A.C. Mains operation. ★ Sharp A.M. Rejection... ★ Drift free reception... ★ Output ample for any amplifier (approx. 500 m.v.). ★ Simple alignment instructions. ★ Output available for feeding tuning meter. ★ Output for feeding Stereo Multiplexer. ★ Tuner head using Silicon Planar Transistors. ★ Designed for standard 80 ohm co-axial input. Visually

★ 3 input sockets. ★ 2 vol. controls for mixing purposes. ★ Input Selector Output for speakers between 3 and 15 ohms. ★ Separate Bass and Treble Controls. Suitable for Gram, Radio, Tape, Microphone, or Guitar P.U. For Vocal and Instrumental groups. Frequency response 20-40,000 c.p.s. -3 d.b. Hum Level -80 d.b. Harmonic Distortion 0.2% at 10 watts R.M.S. Operation on 200-250 v. A.C. mains. Size 9 1/2 x 2 1/2 x 5 1/2 in. Complete Kit of parts with comprehensive wiring diagrams and instructions. **9 Gns.** Carr. 9/6. Or Factory built with 12 mths. guarantee. **13 Gns.** Carr. 9/6. Terms: Deposit £4 and 9 monthly payments **25/6** (Total £15/9/6).

★ 3 input sockets. ★ 2 vol. controls for mixing purposes. ★ Input Selector Output for speakers between 3 and 15 ohms. ★ Separate Bass and Treble Controls. Suitable for Gram, Radio, Tape, Microphone, or Guitar P.U. For Vocal and Instrumental groups. Frequency response 20-40,000 c.p.s. -3 d.b. Hum Level -80 d.b. Harmonic Distortion 0.2% at 10 watts R.M.S. Operation on 200-250 v. A.C. mains. Size 9 1/2 x 2 1/2 x 5 1/2 in. Complete Kit of parts with comprehensive wiring diagrams and instructions. **9 Gns.** Carr. 9/6. Or Factory built with 12 mths. guarantee. **13 Gns.** Carr. 9/6. Terms: Deposit £4 and 9 monthly payments **25/6** (Total £15/9/6).

★ 3 input sockets. ★ 2 vol. controls for mixing purposes. ★ Input Selector Output for speakers between 3 and 15 ohms. ★ Separate Bass and Treble Controls. Suitable for Gram, Radio, Tape, Microphone, or Guitar P.U. For Vocal and Instrumental groups. Frequency response 20-40,000 c.p.s. -3 d.b. Hum Level -80 d.b. Harmonic Distortion 0.2% at 10 watts R.M.S. Operation on 200-250 v. A.C. mains. Size 9 1/2 x 2 1/2 x 5 1/2 in. Complete Kit of parts with comprehensive wiring diagrams and instructions. **9 Gns.** Carr. 9/6. Or Factory built with 12 mths. guarantee. **13 Gns.** Carr. 9/6. Terms: Deposit £4 and 9 monthly payments **25/6** (Total £15/9/6).

★ 3 input sockets. ★ 2 vol. controls for mixing purposes. ★ Input Selector Output for speakers between 3 and 15 ohms. ★ Separate Bass and Treble Controls. Suitable for Gram, Radio, Tape, Microphone, or Guitar P.U. For Vocal and Instrumental groups. Frequency response 20-40,000 c.p.s. -3 d.b. Hum Level -80 d.b. Harmonic Distortion 0.2% at 10 watts R.M.S. Operation on 200-250 v. A.C. mains. Size 9 1/2 x 2 1/2 x 5 1/2 in. Complete Kit of parts with comprehensive wiring diagrams and instructions. **9 Gns.** Carr. 9/6. Or Factory built with 12 mths. guarantee. **13 Gns.** Carr. 9/6. Terms: Deposit £4 and 9 monthly payments **25/6** (Total £15/9/6).

★ 3 input sockets. ★ 2 vol. controls for mixing purposes. ★ Input Selector Output for speakers between 3 and 15 ohms. ★ Separate Bass and Treble Controls. Suitable for Gram, Radio, Tape, Microphone, or Guitar P.U. For Vocal and Instrumental groups. Frequency response 20-40,000 c.p.s. -3 d.b. Hum Level -80 d.b. Harmonic Distortion 0.2% at 10 watts R.M.S. Operation on 200-250 v. A.C. mains. Size 9 1/2 x 2 1/2 x 5 1/2 in. Complete Kit of parts with comprehensive wiring diagrams and instructions. **9 Gns.** Carr. 9/6. Or Factory built with 12 mths. guarantee. **13 Gns.** Carr. 9/6. Terms: Deposit £4 and 9 monthly payments **25/6** (Total £15/9/6).

★ 3 input sockets. ★ 2 vol. controls for mixing purposes. ★ Input Selector Output for speakers between 3 and 15 ohms. ★ Separate Bass and Treble Controls. Suitable for Gram, Radio, Tape, Microphone, or Guitar P.U. For Vocal and Instrumental groups. Frequency response 20-40,000 c.p.s. -3 d.b. Hum Level -80 d.b. Harmonic Distortion 0.2% at 10 watts R.M.S. Operation on 200-250 v. A.C. mains. Size 9 1/2 x 2 1/2 x 5 1/2 in. Complete Kit of parts with comprehensive wiring diagrams and instructions. **9 Gns.** Carr. 9/6. Or Factory built with 12 mths. guarantee. **13 Gns.** Carr. 9/6. Terms: Deposit £4 and 9 monthly payments **25/6** (Total £15/9/6).

★ 3 input sockets. ★ 2 vol. controls for mixing purposes. ★ Input Selector Output for speakers between 3 and 15 ohms. ★ Separate Bass and Treble Controls. Suitable for Gram, Radio, Tape, Microphone, or Guitar P.U. For Vocal and Instrumental groups. Frequency response 20-40,000 c.p.s. -3 d.b. Hum Level -80 d.b. Harmonic Distortion 0.2% at 10 watts R.M.S. Operation on 200-250 v. A.C. mains. Size 9 1/2 x 2 1/2 x 5 1/2 in. Complete Kit of parts with comprehensive wiring diagrams and instructions. **9 Gns.** Carr. 9/6. Or Factory built with 12 mths. guarantee. **13 Gns.** Carr. 9/6. Terms: Deposit £4 and 9 monthly payments **25/6** (Total £15/9/6).

★ 3 input sockets. ★ 2 vol. controls for mixing purposes. ★ Input Selector Output for speakers between 3 and 15 ohms. ★ Separate Bass and Treble Controls. Suitable for Gram, Radio, Tape, Microphone, or Guitar P.U. For Vocal and Instrumental groups. Frequency response 20-40,000 c.p.s. -3 d.b. Hum Level -80 d.b. Harmonic Distortion 0.2% at 10 watts R.M.S. Operation on 200-250 v. A.C. mains. Size 9 1/2 x 2 1/2 x 5 1/2 in. Complete Kit of parts with comprehensive wiring diagrams and instructions. **9 Gns.** Carr. 9/6. Or Factory built with 12 mths. guarantee. **13 Gns.** Carr. 9/6. Terms: Deposit £4 and 9 monthly payments **25/6** (Total £15/9/6).

★ 3 input sockets. ★ 2 vol. controls for mixing purposes. ★ Input Selector Output for speakers between 3 and 15 ohms. ★ Separate Bass and Treble Controls. Suitable for Gram, Radio, Tape, Microphone, or Guitar P.U. For Vocal and Instrumental groups. Frequency response 20-40,000 c.p.s. -3 d.b. Hum Level -80 d.b. Harmonic Distortion 0.2% at 10 watts R.M.S. Operation on 200-250 v. A.C. mains. Size 9 1/2 x 2 1/2 x 5 1/2 in. Complete Kit of parts with comprehensive wiring diagrams and instructions. **9 Gns.** Carr. 9/6. Or Factory built with 12 mths. guarantee. **13 Gns.** Carr. 9/6. Terms: Deposit £4 and 9 monthly payments **25/6** (Total £15/9/6).

★ 3 input sockets. ★ 2 vol. controls for mixing purposes. ★ Input Selector Output for speakers between 3 and 15 ohms. ★ Separate Bass and Treble Controls. Suitable for Gram, Radio, Tape, Microphone, or Guitar P.U. For Vocal and Instrumental groups. Frequency response 20-40,000 c.p.s. -3 d.b. Hum Level -80 d.b. Harmonic Distortion 0.2% at 10 watts R.M.S. Operation on 200-250 v. A.C. mains. Size 9 1/2 x 2 1/2 x 5 1/2 in. Complete Kit of parts with comprehensive wiring diagrams and instructions. **9 Gns.** Carr. 9/6. Or Factory built with 12 mths. guarantee. **13 Gns.** Carr. 9/6. Terms: Deposit £4 and 9 monthly payments **25/6** (Total £15/9/6).

★ 3 input sockets. ★ 2 vol. controls for mixing purposes. ★ Input Selector Output for speakers between 3 and 15 ohms. ★ Separate Bass and Treble Controls. Suitable for Gram, Radio, Tape, Microphone, or Guitar P.U. For Vocal and Instrumental groups. Frequency response 20-40,000 c.p.s. -3 d.b. Hum Level -80 d.b. Harmonic Distortion 0.2% at 10 watts R.M.S. Operation on 200-250 v. A.C. mains. Size 9 1/2 x 2 1/2 x 5 1/2 in. Complete Kit of parts with comprehensive wiring diagrams and instructions. **9 Gns.** Carr. 9/6. Or Factory built with 12 mths. guarantee. **13 Gns.** Carr. 9/6. Terms: Deposit £4 and 9 monthly payments **25/6** (Total £15/9/6).

★ 3 input sockets. ★ 2 vol. controls for mixing purposes. ★ Input Selector Output for speakers between 3 and 15 ohms. ★ Separate Bass and Treble Controls. Suitable for Gram, Radio, Tape, Microphone, or Guitar P.U. For Vocal and Instrumental groups. Frequency response 20-40,000 c.p.s. -3 d.b. Hum Level -80 d.b. Harmonic Distortion 0.2% at 10 watts R.M.S. Operation on 200-250 v. A.C. mains. Size 9 1/2 x 2 1/2 x 5 1/2 in. Complete Kit of parts with comprehensive wiring diagrams and instructions. **9 Gns.** Carr. 9/6. Or Factory built with 12 mths. guarantee. **13 Gns.** Carr. 9/6. Terms: Deposit £4 and 9 monthly payments **25/6** (Total £15/9/6).

★ 3 input sockets. ★ 2 vol. controls for mixing purposes. ★ Input Selector Output for speakers between 3 and 15 ohms. ★ Separate Bass and Treble Controls. Suitable for Gram, Radio, Tape, Microphone, or Guitar P.U. For Vocal and Instrumental groups. Frequency response 20-40,000 c.p.s. -3 d.b. Hum Level -80 d.b. Harmonic Distortion 0.2% at 10 watts R.M.S. Operation on 200-250 v. A.C. mains. Size 9 1/2 x 2 1/2 x 5 1/2 in. Complete Kit of parts with comprehensive wiring diagrams and instructions. **9 Gns.** Carr. 9/6. Or Factory built with 12 mths. guarantee. **13 Gns.** Carr. 9/6. Terms: Deposit £4 and 9 monthly payments **25/6** (Total £15/9/6).

★ 3 input sockets. ★ 2 vol. controls for mixing purposes. ★ Input Selector Output for speakers between 3 and 15 ohms. ★ Separate Bass and Treble Controls. Suitable for Gram, Radio, Tape, Microphone, or Guitar P.U. For Vocal and Instrumental groups. Frequency response 20-40,000 c.p.s. -3 d.b. Hum Level -80 d.b. Harmonic Distortion 0.2% at 10 watts R.M.S. Operation on 200-250 v. A.C. mains. Size 9 1/2 x 2 1/2 x 5 1/2 in. Complete Kit of parts with comprehensive wiring diagrams and instructions. **9 Gns.** Carr. 9/6. Or Factory built with 12 mths. guarantee. **13 Gns.** Carr. 9/6. Terms: Deposit £4 and 9 monthly payments **25/6** (Total £15/9/6).

★ 3 input sockets. ★ 2 vol. controls for mixing purposes. ★ Input Selector Output for speakers between 3 and 15 ohms. ★ Separate Bass and Treble Controls. Suitable for Gram, Radio, Tape, Microphone, or Guitar P.U. For Vocal and Instrumental groups. Frequency response 20-40,000 c.p.s. -3 d.b. Hum Level -80 d.b. Harmonic Distortion 0.2% at 10 watts R.M.S. Operation on 200-250 v. A.C. mains. Size 9 1/2 x 2 1/2 x 5 1/2 in. Complete Kit of parts with comprehensive wiring diagrams and instructions. **9 Gns.** Carr. 9/6. Or Factory built with 12 mths. guarantee. **13 Gns.** Carr. 9/6. Terms: Deposit £4 and 9 monthly payments **25/6** (Total £15/9/6).

★ 3 input sockets. ★ 2 vol. controls for mixing purposes. ★ Input Selector Output for speakers between 3 and 15 ohms. ★ Separate Bass and Treble Controls. Suitable for Gram, Radio, Tape, Microphone, or Guitar P.U. For Vocal and Instrumental groups. Frequency response 20-40,000 c.p.s. -3 d.b. Hum Level -80 d.b. Harmonic Distortion 0.2% at 10 watts R.M.S. Operation on 200-250 v. A.C. mains. Size 9 1/2 x 2 1/2 x 5 1/2 in. Complete Kit of parts with comprehensive wiring diagrams and instructions. **9 Gns.** Carr. 9/6. Or Factory built with 12 mths. guarantee. **13 Gns.** Carr. 9/6. Terms: Deposit £4 and 9 monthly payments **25/6** (Total £15/9/6).

★ 3 input sockets. ★ 2 vol. controls for mixing purposes. ★ Input Selector Output for speakers between 3 and 15 ohms. ★ Separate Bass and Treble Controls. Suitable for Gram, Radio, Tape, Microphone, or Guitar P.U. For Vocal and Instrumental groups. Frequency response 20-40,000 c.p.s. -3 d.b. Hum Level -80 d.b. Harmonic Distortion 0.2% at 10 watts R.M.S. Operation on 200-250 v. A.C. mains. Size 9 1/2 x 2 1/2 x 5 1/2 in. Complete Kit of parts with comprehensive wiring diagrams and instructions. **9 Gns.** Carr. 9/6. Or Factory built with 12 mths. guarantee. **13 Gns.** Carr. 9/6. Terms: Deposit £4 and 9 monthly payments **25/6** (Total £15/9/6).

★ 3 input sockets. ★ 2 vol. controls for mixing purposes. ★ Input Selector Output for speakers between 3 and 15 ohms. ★ Separate Bass and Treble Controls. Suitable for Gram, Radio, Tape, Microphone, or Guitar P.U. For Vocal and Instrumental groups. Frequency response 20-40,000 c.p.s. -3 d.b. Hum Level -80 d.b. Harmonic Distortion 0.2% at 10 watts R.M.S. Operation on 200-250 v. A.C. mains. Size 9 1/2 x 2 1/2 x 5 1/2 in. Complete Kit of parts with comprehensive wiring diagrams and instructions. **9 Gns.** Carr. 9/6. Or Factory built with 12 mths. guarantee. **13 Gns.** Carr. 9/6. Terms: Deposit £4 and 9 monthly payments **25/6** (Total £15/9/6).

★ 3 input sockets. ★ 2 vol. controls for mixing purposes. ★ Input Selector Output for speakers between 3 and 15 ohms. ★ Separate Bass and Treble Controls. Suitable for Gram, Radio, Tape, Microphone, or Guitar P.U. For Vocal and Instrumental groups. Frequency response 20-40,000 c.p.s. -3 d.b. Hum Level -80 d.b. Harmonic Distortion 0.2% at 10 watts R.M.S. Operation on 200-250 v. A.C. mains. Size 9 1/2 x 2 1/2 x 5 1/2 in. Complete Kit of parts with comprehensive wiring diagrams and instructions. **9 Gns.** Carr. 9/6. Or Factory built with 12 mths. guarantee. **13 Gns.** Carr. 9/6. Terms: Deposit £4 and 9 monthly payments **25/6** (Total £15/9/6).

★ 3 input sockets. ★ 2 vol. controls for mixing purposes. ★ Input Selector Output for speakers between 3 and 15 ohms. ★ Separate Bass and Treble Controls. Suitable for Gram, Radio, Tape, Microphone, or Guitar P.U. For Vocal and Instrumental groups. Frequency response 20-40,000 c.p.s. -3 d.b. Hum Level -80 d.b. Harmonic Distortion 0.2% at

R.S.C. COLUMN SPEAKERS

Covered in two-tone Rexine/Vynair ideal for vocalists and Public Address. 15 ohm matching.
Type C4S. 25-30 WATTS. Fitted four 8in. high flux 7 watt speakers. Overall size approx. 42 x 10 x 5in. Or Deposit 44/- and 9 monthly payments of 50/- (Total £26/3/-).
Type C41E. 40 WATTS. Fitted four 12in. 12,000 line 10 watt speakers. Overall size approx. 22 Gns. 66 x 14 x 9in. Carr. 15/-.
 Or Deposit 23/13/- and 9 monthly payments of 50/- (Total £26/3/-).

12in. HIGH QUALITY LOUDSPEAKERS

In teak veneered cabinets.
10 Watt Model. Gauss 12,000 lines, 5 Gns. 3 or 15 ohms.

20 Watt Model. 15 ohm. Size 18 x 18 x 10in. Gauss 12,000 lines. 8 Gns.

Terms available. Rexine covered, 10/- extra.
30 Watt Model. Rexine covered 10 gns.

LOUDSPEAKERS Limited number at fraction of list price. 15 ohms impedance. Brand new, guaranteed. Terms available.

12in. 20 WATT DUAL CONE £5.11.9

12in. 30 WATT DUAL CONE £6.19.9

Normally £13 approx. Carr. 10/-.
15in. 40 WATT Carr. 15/- 12 Gns.
 Massive units. Usually 18 gns.

R.S.C. A10 30 WATT HIGH FIDELITY AMPLIFIER

Highly sensitive. Push-Full high output with Pre-amp/Tone Control stages. Performance figures equal to most expensive amplifiers available. Hum level -70 dB. Frequency response ±3 dB 30-20,000 c/s. Sectionally wound ultra linear output transformer with 807 output valves. All first grade components. Valves EF86, EF86, ECC83, 807, 807, 6Z234. Separate Bass and Treble Controls. Sensitivity 12 millivolts so that any kind of Microphone or Pick-up is suitable. Designed for Clubs, Schools, Theatres, Dance Halls or Outdoor Functions, etc. For use with Electronic Organ, Guitar, String Bass, etc., Gram., Radio or Tape. Two inputs with associated volume controls. 200-250 v. 50 c/s. A.C. mains. For 3 and 15 ohms speakers. Complete kit of parts with point-to-point wiring diagrams and instructions. Carr. 12/6. Supplied factory built with EL34 output valves. 12 months' guarantee for 15 gns. Terms: Deposit 24/13/- and 9 monthly payments of 28/9 (Total £17/11/0). Twin-handled perforated cover can be supplied for 25/- . Send s.a.e. for leaflet.

R.S.C. GRAM AMPLIFIER KIT

4 watts output. Negative feedback. Controls: Vol., Bass, Treble and Mains Switch. For 200-250v.A.C. mains. Fully isolated chassis. Circuit etc. supplied. 59/11

POWER PACK KIT

Consisting of mains transformer. Metal Rectifier. Electrolytics, smoothing choke, chassis and circuit. 200/250 v. A.C. mains. Output 250 v. 60 mA. 6"3 v. 2a. Supplied with case in lieu of chassis 26/11. Or assembled 39/11. 22/11

R.S.C. BATTERY/MAINS CONVERSION UNITS

Type BM1. An all dry battery eliminator. Size 5 1/2 x 4 1/2 x 2 1/2 in. approx. Completely replaces batteries supplying 1.5 v. and 90 v. where A.C. mains 200/250 v. 50 c/s is available. Complete kit with diagram 47/9 or ready for use 59/11.

R.S.C. 6/12v CAR BATTERY CHARGER KITS

For 200-250 v. A.C. mains with variable charge rate selector. Complete kit with Ammeter and 4 amp 49/9.

6 amp Heavy Duty 69/9

All types factory built 10/- extra.

R.S.C. MAINS TRANSFORMERS

FULLY GUARANTEED. Interleaved and Impregnated. Primaries 200-250 v. 50 c/s. Screened.

MIDGET CLAMPED TYPE 2 1/2 x 2 1/2 x 2 1/2 in.

250v. 60mA, 6.3v. 2a. 14/11

250-0-250v. 60mA, 6.3v. 2a. 15/11

FULLY SHEATHED UPRIGHT MOUNTING

250-0-250v. 100mA, 6.3v. 4a, 0-5-6.3v. 3a. 19/9

250-0-250v. 100mA, 6.3v. 4a, 0-5-6.3v. 3a. 33/9

300-0-300 v. 100mA, 6.3v. 4a, 0-5-6.3v. 3a. 33/9

300-0-300v. 130mA, 6.3v. 4a, c.t., 6.3v. 1a. For Mullard 510 Amplifier. 41/9

350-0-350v. 100mA, 6.3v. 4a, 0-5-6.3v. 3a. 33/9

350-0-350v. 150mA, 6.3v. 4a, 0-5-6.3v. 3a. 45/9

425-0-425v. 200mA, 6.3v. 4a, c.t., 5v. 3a. 67/9

425-0-425v. 200mA, 6.3v. 4a, 6.3v. 4a, 5v. 3a. 69/9

450-0-450v. 250mA, 6.3v. 4a, c.t., 5v. 3a. 79/9

TOP SHEATHED DROP-THROUGH TYPE

250-0-250v. 70mA, 6.3v. 2a, 0-5-6.3v. 2a. 19/9

250-0-250v. 100mA, 6.3v. 3a. 21/9

250-0-250v. 100mA, 6.3v. 2a, 6.3v. 1a. 22/9

350-0-350v. 80mA, 6.3v. 2a, 0-5-6.3v. 2a. 23/9

250-0-250v. 100mA, 6.3v. 4a, 0-5-6.3v. 3a. 32/9

300-0-300v. 100mA, 6.3v. 4a, 0-5-6.3v. 3a. 32/9

300-0-300v. 130mA, 6.3v. 4a, 0-5-6.3v. 1a. Suitable for Mullard 510 amplifier. 39/9

350-0-350v. 100mA, 6.3v. 4a, 0-5-6.3v. 3a. 32/9

350-0-350v. 150mA, 6.3v. 4a, 0-5-6.3v. 3a. 39/11

FILAMENT or TRANSISTOR POWER PACK Types

6.3v. 1.5a. 6/9. 6.3v. 2a., 7/9. 6.3v. 3a. 9/9. 6.3v. 6a. 19/9.

12v. 1a. 8/9. 12v. 3a. or 24v. 1.5a., 19/9. 0-9-18v. 1 1/2a., 15/9.

0-12-25-42v. 2a., 27/9.

CHARGER TRANSFORMERS 0.9-15v. 1 1/2a., 13/11. 2 1/2a., 16/11. 3a., 18/11. 5a., 21/11. 6a., 25/11. 8a., 31/11.

AUTO (Step UP/Step DOWN) TRANSFORMERS

0-110/120v.-200-230-250v. 50-80 watts 14/9

150 watts 29/11. 250 watts 49/9. 500 watts 99/9

OUTPUT TRANSFORMERS

Standard Pentode 5,000Ω or 7,000Ω to 3Ω 7/9

Push-Pull 8 watts EL84 to 3Ω or 15Ω 11/9

Push-Pull 10 watts 6V6 ECL86 to 3, 5, 8 or 15Ω 21/9

Push-Pull EL84 to 3 or 15Ω 10-12 watts 19/9

Push-Pull Ultra Linear for Mullard 510, etc. 35/9

Push-Pull 15-18 watts, sectionally wound 6L6, KT66, etc., for 3 or 15Ω 29/9

Push-Pull 20 watts high quality sectionally wound EL34, 6L6, KT66, etc., to 3 or 15Ω fully shrouded... 55/9

SMOOTHING CHOKES

150mA, 7-10H, 250Ω 12/9

100mA, 10H, 200Ω 9/11

80mA, 10H, 350Ω 7/9

60mA, 10H, 400Ω 4/11



HI-FI CENTRES LTD.

AMERICAN

TEST & COMMUNICATIONS EQUIPMENT

- AN/ARC-33 suitable for navigation or Scope conversion, price from £5. S.A.E. for details.
- AN/VRC-19 Transceivers 225/399.9 Mc/s. F.M. Transceivers. 152/174 Mc/s. £10.
- AN/URC-4 & AN/URC-11 "Handy-Talkies"
- AN/ARN-6 & AN/ARN-44 Compass Receivers
- AN/TRC-8 U.H.F. Radio Relay Sets.
- AN/FPN-13 X band Radar Beacons.
- CU-168/FRR 2/32 Mc/s Antenna Couplers
- AN/PSM-2A "Megger" Insulation Testers 500V 0-1,000 Meg.
- AN/URM-30 Test Set for AN/URC-4s.
- AN/PSM-6 Multimeters 1K-20 kΩ/PV.
- AN-URM-61 Signal Generator 1-8/4 Gc/s.
- TS-47 Test Oscillator 40/500 Mc/s. £25.
- T-216/GR Xtl Synthesizer Signal Generator 225/399.9 Mc/s.
- AN/UPM-11A X Band Range Calibrators.
- AN/USM-24A Measuring Oscilloscopes.
- TS-413C/U Signal Generators 75 Kc/40 Mc/s.
- TS-497B/UUR Signal Generator 2/400 Mc/s.
- TS-147A/UP Radar Test Sets.
- TS-917A/CG (Stelma TDA-2) Telegraph Distortion Analysers.
- ME-22/PCM Decibel Meters-45/+25 DBM
- Tektronix 541, 543 & 545 spare Tubes Type 5BHP2A. Price £14.
- AN/APN-9 Loran Receiver Indicators,
- AN/UPM-19B Test Set for AN/APW-11
- I-177B Valve Tester,
- I-193C Relay Test Sets.
- LA-239 Measuring Oscilloscope,
- BC-614() Speech Amplifier.

NEW GENERAL CATALOGUE

★ AN/103 1/- ★

SUTTON ELECTRONICS

Salthouse, Nr. Holt, Norfolk. CLEY 289.

Learn at home... First Class Radio and TV Courses



After brief, intensely interesting study—undertaken at home in your spare time—YOU can secure a recognised qualification or extend your knowledge of Radio and TV. Let us show you how.

FREE GUIDE

The New Free Guide contains 120 pages of information of the greatest importance to both the amateur and the man employed in the radio industry. Chambers College provides first-rate postal courses for Radio Amateurs' Exam., R.T.E.B. Servicing Cert., C. & C. Telecoms., A.M.I.E.R.E. Guide also gives details of range of certificate courses in Radio/TV Servicing, Electronics and other branches of engineering, together with particulars of our remarkable terms of

"Satisfaction or Refund of Fee"

Write now for your copy of this valuable publication. It may well prove to be the turning point in your career.

Founded 1885—Over 150,000 successes

CHAMBERS COLLEGE

(Incorp. National Inst. of Engineering)

(Dept. 855F), 148 Holborn, London, E.C.1.

NEW BOOKS

JANUARY

- Controlled Guidance Systems 35/-**
by Hal Hellman
- Tape Recording for the Hobbyist 26/-**
by Arthur Zuckerman
- Know Your Sweep Generators 26/-**
by Robert G. Middleton

FEBRUARY

- Bridges and Other Null Devices 26/-**
by Rufus P. Turner
- ABC's of Vacuum Tubes 20/-**
by Donald A. Smith
- ABC's of Transistors 20/-**
by George B. Mann
- Fet Circuits 25/-**
by Rufus P. Turner

MARCH

- Transistorized Amateur Radio Projects 25/-**
by Charles Caringella
- ABC's of Radio and TV Broadcasting 20/-**
by Farl J. Waters

- Fundamentals of Digital Magnetic Tape Units 21/-**
by the Field Engineering Department, UNIVAC Data Processing Division, Sperry Rand Corporation

- Radio and TV Trouble Clues 16/-**
by the Howard W. Sams Engineering Staff

Please send for a complete catalogue of over 100 titles dealing with Electronics and allied subjects.

FOULSHAM-SAMS

TECHNICAL BOOKS

(W. FOULSHAM & CO. LTD.)

YEOVIL RD., SLOUGH, BUCKS, ENGLAND



LOOK — TRANSISTORS 1/- EACH

SILICON ★ PLANAR ★ N.P.N. ★ P.N.P.
All these types available

2N929	2S131	2N696	2N2906
2S901	2S512	2N697	2N2904
2N2411	2S102	2N1507	2S731
2N726	2S103	2N1613	2S732
2N703	2S104	2N1711	2S733
2N706A	2N2220	2N1893	
2N3011			

ALL TESTED AND GUARANTEED TRANSISTORS—UNMARKED. Manufacturers over-runs for the new PRE-PAK range.

PRE-PACKS

No.	DESCRIPTION	PRICE
A.1.	6—Silicon rectifiers BY100 type	20/-
A.3.	20—Mixed marked and tested trans.	20/-
A.15.	2—Power Comp. Pair. AD161/2	20/-
A.19.	5—Zener diodes inc. Book of Instructions	20/-
B.1.	50—Unmarked untested, trans., new	10/-
B.2.	4—Solar cells, inc. Book of Instructions	10/-
B.3.	4—OA5 gold bonded, diodes Mullard	10/-
B.5.	7—Matched set, OC44, 45/81D/81 + diode	10/-
B.6.	15—Red spot AF. trans. or white spot RF	10/-
B.8.	2—Power trans. OC26/35 type	10/-
B.9.	1—Light sensitive cell, ORP12 type	9/-
B.10.	10—50V trans, germ. PNP latest type	10/-
B.44.	1—Tunnel diode, AEY11, 1050 Mc/s.	10/-
B.21.	2—Sil. recs. 10 amp., 50-100 PIV	10/-
B.42.	5—Switching trans. TK22C STC	10/-
C.2.	1—Uni junction, 2N2160 or 2N2846	15/-
C.1.	2—RF power trans., OC22 and BUY11	15/-
C.31.	4—Sil. recs. 800 PIV 1 amp. top hat	15/-
C.32.	2—Power trans. TK 400A/NK7404 VCB84 IC 8 amp.	15/-
D.18.	1—ORP60 type light sensitive cell	5/-

BRAND NEW SAVE £'s WE TELL YOU DON'T TAKE UNTESTED ★ TEST THEM ★ WHAT TYPES ★ CHANCES ON TRANSISTORS YOURSELF THEY ARE UNKNOWN LOTS

25	BSY 95 A NPN SILICON	TRANSISTORS 10/-	10	4 AMP. STUD SILICON	RECTIFIERS 10/-
10	1000 PIV. 1 AMP. MIN. SILICON.	DIODES 10/-	25	BC107-8-9 NPN SILICON	TRANSISTORS 10/-
25	BSY 26-27 NPN SILICON	TRANSISTORS 10/-	40	IN914-6 SUB. MIN. SILICON	DIODES 10/-
10	10 WATT SILICON ALL VOLTAGES	ZENERS 10/-	50	MIN. GERMANIUM HIGH QUALITY	DIODES 10/-
25	BFY50-51-52 NPN SILICON	TRANSISTORS 10/-	25	2N706-A NPN SILICON	TRANSISTORS 10/-

TRANSISTORS	PRICE	BSY25	10/-	OC171	4/-	POWER TRANSISTORS	
AC107	6/-	BSY26	5/-	OC200	5/-	OC20	10/-
AC126	2/6	BSY27	5/-	OC201	8/-	OC23	10/-
AC127	2/6	BSY28	5/-	OC44	1/11	OC25	8/-
AC128	3/-	BSY29	5/-	OC45	1/9	OC26	5/-
ACY17	5/-	BSY95A	5/-	2N711	10/-	OC28	7/6
AF114	4/-	OC41	2/6	2N1302	4/-	OC35	5/-
AF115	3/-	OC71	2/6	2N1303	4/-	OC36	7/6
AF116	3/-	OC73	2/6	2N1304	5/-	DIODES	
AF117	4/-	OC81	2/6	2N1305	5/-	AA42	2/-
AF118	3/6	OC81D	2/6	2N1306	6/-	OA10	2/-
AF119	3/6	OC83	4/-	2N1307	6/-	OA79	1/9
AF178	10/-	OC139	2/6	2N1308	8/-	OA81	1/9
ASY66	2/-	OC140	5/-	2N1309	7/6	OA182	2/-
BCZ11	7/6	OC170	2/6	2S903	2/6	IN914	1/6
BFY50	15/-						


'FREE' ★ ★ LARGE RANGE — LOW PRICE GREAT NEWS ★ ★
Packs of your own choice to the value of 10/- with all orders over £4. SILICON CONTROLLED RECTIFIERS. SEND FOR FULL RANGE AND CIRCUIT DIAGRAMS. **FREE OF CHARGE.** We now give a written guarantee with all our semi-conductors.

FIRST EVER LOGIC KITS. Learn for yourself how computers work, even make one for yourself. Full instructions for noughts and crosses machine, binary counters, timers, etc. L1 5 gns., L2 10 gns. No need to purchase both kits, you can start with L.2 which incorporates L.1. **DETAILS FREE**

MAKE A REV. COUNTER FOR YOUR CAR. THE 'TACHO-BLOCK.' This encapsulated block will turn any 0-1mA meter into a perfectly linear and accurate **20/- each** rev counter for your car. State 4 or 6-cylinder.

NO CONNECTION WITH ANY OTHER FIRM. MINIMUM ORDER 10/-. CASH WITH ORDER PLEASE. Add 1/- post and packing per order. OVERSEAS ADD EXTRA FOR AIRMAIL.

NO EXCUSES! NO DELAYS! FROM STOCK! VARIABLE VOLTAGE TRANSFORMERS




INPUT 230 v. A.C. 50/60 BRAND NEW. Keenest prices in the country. All Types (and spares) from 1/2 to 50 amp. available from stock.

0-260 v. at 1 amp.	£5 10 0
0-260 v. at 2.5 amps.	£6 15 0
0-260 v. at 4 amps.	£9 0 0
0-260 v. at 5 amps.	£9 15 0
0-260 v. at 8 amps.	£14 10 0
0-260 v. at 10 amps.	£18 10 0
0-260 v. at 12 amps.	£21 0 0
0-260 v. at 15 amps.	£25 0 0
0-260 v. at 20 amps.	£37 0 0
0-260 v. at 37.5 amps.	£72 0 0
0-260 v. at 50 amps.	£92 0 0

20 DIFFERENT TYPES AVAILABLE FOR IMMEDIATE DELIVERY.

Double Wound Variable Transformers
Fully isolated, low tension Secondary winding. Input 230 v. A.C. **OUTPUT CONTINUOUSLY VARIABLE 0-36 v. A.C.**
0-36 v. at 5 amp. **£9.12.6—**
p. & p. 8/6
0-36 v. at 20 amp. **£21.0.0—**
15/- p. & c.
These fully shrouded Transformers, designed to our specifications, are ideally suited for Educational, Industrial and Laboratory use.

5 Amp. AC/DC VARIABLE VOLTAGE OUTPUT UNIT
Input 230 v. A.C. Output 0-260 v. A.C. Output 0-240 v. D.C. Fitted large scale ammeter and voltmeter. Neon indicator, fully fused. Strong attractive metal case 15in. x 8 1/2 in. x 6 in. Weight 24 lb. Infinitely variable, smooth stepless voltage variation over range. Price **£30** P. & C. £2.
7 Amp. A.C./D.C. Mk. II Variable Output Power Unit
Input 230 v. A.C. Output continuously VARIABLE from 0 to 260 v. A.C. OR 0 to 230 v. D.C. at 7 a. Robustly constructed in metal case, complete with safety fuse, neon indicator, voltmeter and ammeter. Size 17in. x 12in. x 7in. Weight 36 lb. Price **£39/10/-**. Carriage 40/-.



OPEN TYPES
Designed for Panel Mounting.
Input 230 v. A.C. 50/60 Output variable.
0-260 v.
1/2 amp. £3 10 0
1 amp. £5 10 0
2 1/2 amp. £6 12 6
P. & P. 7/6
1 AMP. 1/2 AMP.

PORTABLE
Input 230 v. A.C. Output variable 0-260 v. A.C. at 1.5 amp. Fitted in beautifully finished steel case. Complete with voltmeter, pilot lamp, fuse, switch, carrying handle. **£9/5/-**. P. & C. 10/-.
Also 2.5 amp. as above. **£11/7/6**. P. & C. 10/-.

CONSTANT VOLTAGE TRANSFORMER
Input 185-250 v. A.C. Output constant at 230 v. A.C. Capacity 250 watt. Attractive metal case. Fitted red signal lamp. Rubber feet. Weight 17lbs. Price **£11/10/-**, P. & P. 10/-.

L.T. TRANSFORMERS
All primaries 220-240 volts

Type No.	Sec. Taps	Price	Carr.
1	30, 32, 34, 36 v. at 5 amps.	£4/5/-	6/-
2	30, 40, 50 v. at 5 amps.	£6/5/-	6/6
3	10, 17, 18 v. at 10 amps.	£4/10/-	4/6
4	6, 12 v. at 20 amps.	£5/17/6	6/6
5	17, 18, 20 v. at 20 amps.	£6/12/6	6/6
6	6, 12, 20 v. at 20 amps.	£6/5/-	7/6
7	24 v. at 10 amps.	£4/15/-	5/6

INSULATION TESTERS (NEW)
Test to I.E.E. Spec. Rugged metal construction, suitable for bench or field work, constant speed clutch. Size L. 8in., W. 4in., H. 6in. Weight 6lb. 500 volts, 500 megohms. Price **£22** carriage paid. 1,000 volts, 1,000 megohms, **£28** carriage paid.

36 volt 30 amp. A.C. or D.C. Variable L.T. Supply Unit
INPUT 220/240 v. A.C. OUTPUT CONTINUOUSLY VARIABLE 0-36 v.
Fully isolated. Fitted in robust metal case with Voltmeter, Ammeter, Panel Indicator and chrome handles. Input and Output fully fused. Ideally suited for Lab. or Industrial use. **£55** plus 40/- p. & c. Similar in appearance to above illustration.

SERVICE TRADING COMPANY →

SERVICE TRADING CO

LIGHT SENSITIVE SWITCHES

Kit and parts including ORP.12 Cadmium Sulphide Photocell. Relay Transistor and Circuit. Now supplied with new Siemens High Speed Relay for 6 or 12 volt operations. Price 25/-, plus 2/6 P. & P. ORP 12 and Circuit 10/- post paid.



A.C. MAINS MODEL


incorporates mains transformer rectifier and special relay with 3 x 5 amp. mains c/o contacts. Price inc. circuit 47/6, plus 2/6 P. & P.

PHOTO ELECTRONIC COUNTER

Can be set for counts of up to 500 per minute. 210-250 v. A.C. powered. Kit of Components, including photo cell, high speed non-resettable counter, transformer, relay, etc., together with clear circuit diagram, £3/2/6, plus 3/6 P. & P. With resettable counter, £4/2/6, P. & P. 3/6.

UNIVERSAL DEMONSTRATION TRANSFORMERS

Stenzyl Type



A complete composite apparatus, comprising a robustly built Transformer and electro-magnet with removable coils and pole pieces, coil tapped for 230 v., 220 v., 110 v., 115 v., 6, 12, 36, 110 v. A.C. These coils are also used for D.C.

experiments. Complete with all accessories as shown. £19 plus 15/- carr. Leaflet on request.

PHOTO MULTIPLIER

Type CV337, this supersedes Type 931A, complete with special P.T.F.E. base and divider network, 57/6, incl. P. & P.

RESETTABLE HIGH SPEED COUNTERS

3 figure, 24 v. D.C. operation (illustrated).

Similar to above, but may be pre-set to any number up to 999 reducing to zero. Either type 32/6, P. & P. 2/6.

4 figure, 1,000 ohm coil, 36-48 v. D.C. operation. £3/10/-, P. & P. 1/6.



LATEST HIGH-SPEED MAGNETIC COUNTERS (NON-RESETTABLE)

4 figure, 10 impulses per second. Type 100A, 500 ohm coil. Type 100B, 2,300 ohm coil. Either 15/- each, plus 1/6 P. & P.

230 VOLT A.C., GEARED MOTORS

Type D15G 5 r.p.m. 1.7lb. inch, £2/9/6, P. & P. 3/-
Type B16G 80 r.p.m. 2.6lb. inch, £2/2/-, P. & P. 3/-
Type D16G 13 r.p.m. 1.45lb. inch, £2/17/6, P. & P. 3/-

PRECISION FLATPOT

Manufactured by M.E.C. 50 k., 45 turn. Fly leads. all metal sealed construction. 10/6. Plus 1/6 P. & P.

SEMI-AUTOMATIC "BUG" SUPER SPEED MORSE KEY

7 adjustments, precision toolled, speed adjustable 10 w.p.m. to as high as desired. Weight 2 1/2 lb., £4/12/6, post paid.



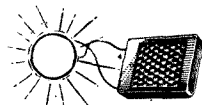
TRANSISTORISED MORSE OSCILLATOR. Fitted 2 1/2 in. Moving Coil Speaker. Uses type PP3 or equiv. 9 v. battery. Complete with latest design Morse key. 22/6, plus 1/6 P. & P.

SUPER POWER ALLOY MAGNET

These fantastic ex WD magnets weighing only 4lbs. will lift well over 100 lbs. Fitted with swivelled handle and keeper. Size 4in. x 3 1/2 in. x 1 1/2 in. Packed in original makers' cases of two. Price 30/- per pair, plus 7/6 P. & P.



34R SILICON SOLAR CELL



4 x .5 volt unit series connected, output up to 2 v. at 20 mA. in sunlight, 30 times the efficiency of selenium. As used in power Earth Satellites, 39/6. P. & P. 1/6d.

"SOLAR CELL AND PHOTO-CELL EXPERIMENTERS' GUIDE"

Teaches the principles of light sensitive devices and their application. 26/- post paid.

Postage and Carriage shown below are inland only. For Overseas please ask for quotation. We do not issue a catalogue or list.

BYZ13 200 PIV 7/- BYZ12 400 PIV 8/-
BYZ11 600 PIV 9/- BYZ10 800 PIV 10/-

NICKEL CADMIUM BATTERY

Sintered Cadmium Type 1.2 v. 7AH. Size: height 3 1/2 in., width 2 1/2 in. x 1 1/2 in. Weight: approx. 13 ozs. Ex-R.A.F. Tested 12/6. P. & P. 2/6.

100 WATT POWER RHEOSTATS



(NEW) Ceramic construction, winding embedded in Vitreous Enamel, heavy duty brush assembly designed for continuous duty.

AVAILABLE FROM STOCK IN THE FOLLOWING 11 VALUES:

1 ohm 10a., 5 ohm 4.7a., 10 ohm 3a., 25 ohm 2a., 50 ohm 1.4a., 100 ohm 1a., 250 ohm .7a., 500 ohm .45a., 1,000 ohm .280mA., 1,500 ohm .230mA., 2,500 ohm .2a. Diameter 3 1/2 in. Shaft length 3 1/2 in. dia. 27/6. P. & P. 1/6.

50 WATT 1/5/10/25/50/100/250/500/1,000/1,500/2,500 ohm, 21/-, P. & P. 1/6.


25 WATT 10/25/50/100/250/500/1,000/1,500/2,500 ohm, 14/6. P. & P. 1/6.

DRY REED SWITCHES

New special offer of Dry Reed Switches, 1/2 amp. contact, 1 1/2 x 1 1/2 in., 4 for 10/-, post paid.

VENNER ELECTRIC TIME SWITCH

200-250 v. A.C. 20 amp. contacts twice on, twice off, at any manually pre-set time. Spring reserve (in case of power cut) fully tested, £3/9/6. P. & P. 4/6. Or complete in weather-proof metal case (illustrated), £3/19/6. Plus 4/6 P. & P. Can be supplied with solar dial, on at dusk—off at dawn. Prices as above.



RADIO ALTIMETER

This precision Instrument, built to highest Ministry specification, is based on a 24 v. D.C. LOW INERTIA (Integrating) Motor. The Motor, fitted with gold brushes and drawing only 800 microamp at 24 v. D.C. drives two precision pots with platinum wipers through close tolerance gear-trains, including miniature slipping clutch, combined with two sub-miniature pots for calibrating the electrical bridge circuit. The 3in. calibrated dial, with a number aperture indicating one rev. per revolution of pointer with maximum of 5 revs., gives an effective scale length of approx. 30in. Offered at fraction of Manufacturer's price: 32/6, plus 6/- P. & P.



SANWA MULTI RANGE METERS

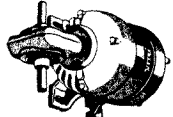
Acknowledged throughout the world as the ultimate in test meters.

NEW MODEL U-500 MULTI-TESTER, 20,000 O.P.V. MIRROR SCALED WITH OVERLOAD PROTECTION. Ranges: D.C. volts: 100mV., 0.5 v., 5 v., 250 v., 1,000 v. A.C. volts: 2.5 v., 10 v., 50 v., 250 v., 1,000 v. D.C. current: 5µA., 0.5mA., 5 mA., 50 mA., 250mA. Size: 5 1/2 x 3 1/2 x 1 1/2 in. Complete with batteries £6.10.0 Post paid. Three other models available from stock. Descriptive leaflet on request.



GEARED MOTORS

Input 230/250 A.C. Output 135 r.p.m. 8lb./in. Reversible. British made to BSS170. Used but individually tested and guaranteed. 65/-, P. & P. 6/6.



VAN DE GRAAF ELECTROSTATIC GENERATOR

fitted with motor drive for 230 v. A.C. giving a potential of approx. 50,000 volts. Supplied absolutely complete including accessories for carrying out a number of interesting experiments, and full instructions. This instrument is completely safe, and ideally suited for School demonstrations. Price £6/6/-, plus 4/-, P. & P. Lft. on req.



SANGAMO WESTON

Dual range voltmeter. 0-5 and 0-100 v. D.C. FSD 1 mA. In carrying case with tests prods and leads. 32/6. P. & P. 3/6.



AUTO TRANSFORMERS.

Step up, step down. 110-200-220-240 v. Fully shrouded. New. 300 watt type, £3 each. P. & P. 4/6. 500 watt type, £4/2/6 each. P. & P. 6/6. 1,000 watt type, £5/5/- each. P. & P. 7/6.

SLIDER RESISTANCES

200 ohm 1.25 amp. 37/6. P. & P. 3/6.
5 ohm 10 amp. 37/6. P. & P. 3/6.

230 v. A.C. RELAY. 2 c/o 2 amp. contacts., 9/6 ex new equip. P. & P. 1/6.

THYRISTOR 400 piv, 5 amp., 14/6 post paid.

THYRISTOR 400 piv, 8 amp., 28/6 post paid.

Condenser 5,000 m/d 50 v. 1 1/2 x 4 1/2 in., 12/6. New.

LATEST TYPE SELENIUM BRIDGE RECTIFIERS

30 volt 3 amp., 11/-, plus 2/6 P. & P.
30 volt 5 amp., 16/-, plus 2/6 P. & P.

MOVING COIL HEADPHONE AND MIKE

Soft rubber ear-pieces with M/C Mike fitted 5-way plug as on No. 19 set. New, in maker's packing, 16/6, plus 3/6 C. & P.

A.C. AMMETERS 0-1, 0-5, 0-10, 0-15, 0-20 amp. F.R. 2 1/2 in. dia. All at 21/- each.


A.C. VOLTMETERS 0-25 v., 0-50 v., 0-150 v. M.I. 2 1/2 in. Flush round all at 21/- each. P. & P. extra.

0-300 v. A.C. Rect. M-Coil 2 1/2 in. 29/-

0-300 v. A.C. Rect. M-Coil 3 1/2 in. Type W23 55/-

Latest type VARLEY MINIATURE RELAY


In Transparent Case. 4 c/o 700 ohm, 14/6. Base 4/-, 2 c/o 700 ohm coil. Size 3/4 x 3/4 x 1 1/2 in. 15/-, inc. base. VARLEY TYPE VP4 (similar to illus.), 5,800 ohm 4 c/o. New, 12/6, less base. Similar to above. Mfd. by GRUNER 4 c/o, 2,400 ohm coil. New, 10/-, less base.



UNISELECTOR SWITCHES

NEW 4 BANK 20 WAY

25 ohm coil, 24 v. D.C. operation. £4/17/6, plus 2/6 P. & P.



8-BANK 25-WAY FULL WIPER

24 v. D.C. operation, £6/10/-, Plus 4/- P. & P.

STANDARD SIZE UNISELECTOR SWITCHES USED

75 ohm coil, 24 v. D.C., 6 bank 25 position, 5 non-bridging, 1 bridging wiper. 6 bank arranged to give 3 bank, 50 positions ex-equipment, 35/- each. P. & P. 2/6.

MINIATURE UNISELECTOR SWITCH

3 banks of 11 positions, plus homing bank. 40 ohm coil. 24-36 v. D.C. operation. Carefully removed from equipment and tested. 22/6, plus 2/6 P. & P.



AIR BLOWER

Highly efficient blower unit fitted with totally enclosed 200/250 v. A.C. 50 cycles, 5/8 h.p. motor, producing 2,800 r.p.m. outlet 2 1/2 x 1 1/2, used, but in first class condition and tested. Price £3/15/-, P. & P. 7/6.



ULTRA VIOLET BULBS

Easy to use source of U.V. for dozens of practical and experimental uses.

12 volt 36 watt A.C./D.C. SBC, 6/6. P. & P. 1/-

12 volt 60 watt A.C./D.C. SBC, 8/6. P. & P. 1/-

Transformer to suit the above. Input 200-240 v. A.C. 12 volt 36 watt, 21/-, P. & P. 2/6. Input 200-240 v. A.C. 12 volt 60 watt, 27/-, P. & P. 3/6.

Set of 4 Colours FLUORESCENT PAINT. Red, yellow, green and cerise. In 1 oz. jars. Ideal for use with the above Ultra Violet Bulbs, 11/- plus 2/6 P. & P.

NEW SOUNDPOWER OPERATED EX-ADMIRALTY HEAD AND BREAST SETS

Two such sets connected up will provide perfect intercom. No batteries required. Will operate up to 1/2 mile. Price 17/6 each, plus P. & P. 4/6, or 32/6 per pair. P. & P. 6/-.



SPECIAL OFFER OF FIRST GRADE GUARANTEED TRANSISTORS.

OC83—3 for 12/6. OC81—4 for 10/-. OC81D—4 for 10/-. OC45—3 for 10/-. OC44—3 for 10/-. Post paid.

20-WAY STRIP containing standard Post Office telephone Jack Sockets. Overall size 1 1/2 in. x 3 1/2 in. x 1/2 in. NEW PRICE 15/- each. P. & P. 2/6.

S.T.C. SILICON POWER RECTIFIERS

RS300 Series. All types 1.5 amp. wire ended.
RS310, 100 v. P.I.V. 4/-, RS350, 500 v. P.I.V. 8/-
RS330, 300 v. P.I.V. 6/-, RS360, 600 v. P.I.V. 9/-
RS340, 400 v. P.I.V. 7/-, RS380, 800 v. P.I.V. 10/-
4 can be used to make 3 amp. bridge. Not Seconds. Brand New Stock. Post paid.

ALL MAIL ORDERS. ALSO CALLERS AT:

57 BRIDGMAN ROAD,
LONDON, W.4. Phone: 995 1560
Closed Saturdays.

SERVICE TRADING CO.

SHOWROOMS NOW OPEN

Many Bargains for the caller.

AMPLE PARKING


PERSONAL CALLERS ONLY

9 LITTLE NEWPORT STREET,
LONDON, W.C.2.

Tel.: GER 0576



STOCKISTS



MODEL 8 MK. III

Suppliers of Elliott, Cambridge and Pye instruments

LEDON INSTRUMENTS LTD

76-78 DEPTFORD HIGH STREET, LONDON, S.E.8

Tel.: 01-692 2689

E.I.D. & G.P.O. APPROVED

CONTRACTOR TO H.M. GOVT

WW-108 FOR FURTHER DETAILS




MULTIMINOR MK. IV

REPAIR SERVICE 7-14 DAYS

We specialise in repair, calibration and conversion of all types of instruments, industrial and precision grade to BSS.89.

Release notes and certificates of accuracy on request.


THERE'S A
TRANSIPACK[®]
STATIC INVERTER or
NO-BREAK POWER SUPPLY
to suit you —



BEST

- DESIGN
- PERFORMANCE
- DELIVERY

SINE AND SQUARE WAVE
—UP TO 80 K.V.A.—



**INDUSTRIAL
INSTRUMENTS
LIMITED**

STANLEY RD., BROMLEY, KENT
Tel. 01-460 9212. Telegrams: Transipack, Bromley

WW-109 FOR FURTHER DETAILS

ADVANCE TEST EQUIPMENT

VM76 Valve Voltmeter
R.F. measurements in excess of 100 MHz and d.c. measurements up to 1,000V with accuracy of $\pm 2\%$. D.c. range—300 mV-1 kV f.s.d. A.c. range—300 mV-300 V r.m.s. Resistance in 8 ranges, 0.02-500 Megohms.
Manufacturer's price £90: Our price £72

VM77C: A.C. Millivoltmeter
1 mV-300 V full scale in 12 ranges. Freq. range 15 c/s-4.5 Mc/s. Input impedance 10 Megohms 20 pf. Calibrated in r.m.s. volts for sine wave input and dB. 100-250 V a.c. input.
Manufacturer's price £55: Our price £40

VM78: A.C. Millivoltmeter
Transistorised. 1 mV-300 V in 12 ranges. Freq. 1 c/s-1 Mc/s. Input impedance 2 Megohms 60 pf. Calibrated in r.m.s. for sine wave and input dB.
Manufacturer's price £70: Our price £55

TT1S: Transistor Tester (CT472)
Suitable for measuring medium and low powered transistors. Current gain (B) can be measured in range 10 to 500 for p.n.p. and n.p.n. types, either in circuit using the clip-on probes provided. Small, compact instrument.
Manufacturer's price £57: Our price £37/10/-

VM79: UHF Millivoltmeter
Transistorised. A.c. range 10 mV-3 V f.s.d., 10 ranges. D.c. current range 0.01 μ A-0.3 mA f.s.d. 10 ranges. Resistance 1 Ohm-10 Megohms in 7 decade ranges. Complete with probe.
Manufacturer's price £180: Our price £125

J1B: Audio Signal Generator
15 c/s-50 kc/s in 3 ranges. Output 600 Ohms, 0.1 mW-1 W (0.25-24 V), variable. Attenuation 20 dB-600 Ohms (Attenuator is incorporated), output 10 mW (2.5 V). 100-250 V a.c.
Manufacturer's price £46: Our price £30

J2B: Audio Signal Generator
Same specification as for the J1B except that this model has an additional 2 in. meter calibrated 0-40 V a.c.
Manufacturer's price £50: Our price £35

H1B: Audio Signal Generator
15 c/s-50 kc/s in 3 ranges. Sine wave 200 μ V-20 V r.m.s. Square wave 1.4 mV-140 V peak to peak (approx.). 100-250 V a.c.
Manufacturer's price £42: Our price £30

Special offer of 10% discount for schools and Technical Colleges, etc. These were manufactured in U.K. by Advance Electronics Ltd. BRAND NEW, all in original sealed carton. Carr. 10/- extra per item.

S.A.E. for all enquiries. If wishing to call at Stores, please telephone for appointment.

W. MILLS

3-B TRULOCK ROAD, TOTTENHAM, N.17

Phone: Tottenham 9213

SIGNAL GENERATORS:

MARCONI TF-144G: freq. 85 Kc/s-25 Mc/s, internal and external modulation, power supplies 200/250 v. A.C. (secondhand cond), price £25 ea.; or available in transit case, complete with spares, in first class condition, £30 ea., carr. on both 30/- ea.

TS155c/UP (as new): price £75 each, carr. £1.

CT53. Freq. range 8.9-300 Mc/s. with Calibration chart. Output 1 μ V-100 mV. internal square wave and sinewave modulation at 100 c/s., external modulation 50 c/s-10 Kc/s., 230 v. A.C. Complete with chart, etc., price £27/10/- ea., carr. £1.

MARCONI TF801A/1 Freq. 10-300 Mc/s., 4 bands, output 200 mV, Attenuator 0-110dB. Input 75 ohms. £65 each, carr. £1.

MARCONI TF516-F/1: Covering 10-18 Mc/s., 33-58 Mc/s., 150-300 Mc/s. £12/10/- each, carr. £1.

MARCONI CT218: price £65 each, carr. 30/-.
CT.480 and 478: 1.3-4.2 Mc/s., F.M. or A.M., price £75 each, carr. 30/-.

HRO RECEIVER. Model 5T. This is a famous American High Frequency superhet, suitable for CW, and MCW., reception crystal filter, with phasing control. AVC and signal strength meter. Freq. range 50 kc/s. to 30 mc/s., with set of nine coils. Receiver only in working order, £18/10/-. carr. 15/- each. Set of nine coils, £12/10/-. available only with set. Power unit for HRO 100/240 v. A.C., £2/15/-. carr. 10/-.

SPECIAL OFFER: Complete HRO SET (Receiver, Coils and Power Unit) for £30, plus 30/- carr.

HRO-M-SETS available with UX type valves; secondhand cond., with 5 coil and power unit, £20 each, carr. 30/-.

COMMAND RECEIVERS: Model 3-6 Mc/s. and 6-9 Mc/s., as new, price £5/10/- each, post 5/-.

BC-433G COMPASS RECEIVER: Freq. 200-1,750 Kc/s. in 3 bands, suitable for aircraft, boats, etc. Complete with 15 valves, power supply input 24 v. D.C. at 2 amps. Receiver only £5 each. Carr. 15/-.

RECEIVER TYPE S.27: UHF: freq. 35-143 tunable Mc/s., AM/FM 100/250 A.C. £25 secondhand cond., £50 as new, 30/- carr.

AIRCRAFT RECEIVER TYPE 1392: freq. 100-150 Mc/s. tunable, with power unit for 200/250 v. A.C. mains. In serviceable cond., £10 each, carr. 25/-.

ROTARY TRANSFORMERS: 24 v. input, 175 v. at 40mA output, 25/-, plus 2/- post. 12 v. input, 225 v. at 100 mA output, 25/-, plus 3/- post (All the above are D.C. only).

ROTARY CONVERTERS: Type 8a, 24 v. D.C., 115 v. A.C. @ 1.8 amps. 400 c/s 3-phase, £6/10/- each, 8/- post. Converter 12 v. D.C. input, 110 v. A.C. 60 c/s output, £15 each, £1 carr.

AVO MULTIRANGE No. 1 ELECTRONIC TEST SET: £25 each, carr. £1.

AVOMETERS: Model 47A, £9/19/6 each, 10/- post. Model 7x, £13/10/- each, 10/- post. Excellent secondhand cond. (Meters only). (Batteries and Leads extra-at cost).

OSCILLOSCOPE Type 13A, 100/250 v. A.C. Time base 2 c/s.-750 Kc/s. Bandwidth up to 5 Mc/s. Calibration markers 100 Kc/s. and 1 Mc/s. Double Beam tube. Reliable general purpose scope, £22/10/- each, 30/- carr.

COSSAR 1035 OSCILLOSCOPE, £30 each, 30/- carr.
COSSAR 339 OSCILLOSCOPE, double beam, £10 each, 30/- carr.

RELAYS: Relay Unit (with 9 American relays) 24 v. D.C., 250 ohm coils, heavy duty, M. & B. 30/- each, 4/- post. GPO Type 600, 10 relays @ 300 ohms with 2M and 10 relays @ 50 ohms with 1M., £2 each, 6/- post.

CALIBRATION TACHOMETER Mk. II: Maxwell Bridge Type 6C/869, £25 each, £2 carr.

ROTAX VARIAC & METER UNIT: Type 5G.3281. Reading 0-40 v., 0-40 mA and 0.5 amps., all on 275 deg. scales, £30 each, £2 carr.

MARCONI IMPEDANCE BRIDGE, TF-373: inductance 5 μ H-100H in 5 ranges capacity 5pF-100 μ F in 5 ranges, resistance .05 meg.-1 meg., power supply 250 v. A.C., £37/10/- each, carr. 15/-.

HEWLETT PACKARD TYPE 400C: 115 v./230 v. input 50/60 c/s. Freq. range 20 c/s-2 Mc/s. Voltage range: 1mV-300 v. in 12 ranges. Input impedance 10 megohms. Designed for rack mounting, £30 each, carr. 15/-.

TCS MODULATION TRANSFORMERS, 20 watts, pr. 6,000 C.T., sec. 6,000 ohms. Price 25/-, post 5/-.

AR88 SPARES. Antenna Coils L5 and 6 and L7 and 8. Oscillator coil L55. Price 10/- each, post 2/6. By-pass Capacitor K.98034-1, 3 x 0.05 mfd. and M.98034-4, 3 x 0.01 mfd., 3 for 10/-, post 2/6. Trimmers, 95534-502, 2-20 p.f. Box of 3, 10/-, post 2/6. Block Condenser, 3 x 4 mfd., 600 v., £2 each, 4/- post. Filter Choke, L45 and 50, K901433-501, 25/- each, 4/- post.

CONDENSERS. 10 mfd. 1,000 v., 12/6, post 2/6. 8 mfd., 1,200 volts, 12/6, post 3/-. 8 mfd. 600 volts., 8/6 post 2/6. 0.25 mfd., 2 kv., 4/- post 1/6.

AUTOMATIC PILOT UNIT Mk. 2. This complex unit of diodes and valves, relays, magnetic clutches, motors and plug-in amplifiers, with many other items, price £7/10/-. £1 carriage.

TELEPHONE EQUIPMENT:

DESK TELEPHONES with dial, in excellent secondhand cond. £2/10/- a pair, 10/- post.

TELEPHONE WIRE: 220 yds., £1 a roll, post 6/-.

GPO TERMINAL BLOCKS, 7/6 each, **FUSE AND PROTECTOR,** 7/6 each. Post on both 2/6.

TELEPHONES (PORTABLE) TYPE "F". Suitable for all outdoor activities up to a range of 5 miles. Price £7/10/- each, as new, complete with carrying case. Price £5/10/- each, secondhand. Carr. 10/-.

TELEPHONE EXTENSION CORD. Brown, 3-way; come in lengths of 6ft. and 14ft., 7/6 and 15/- respectively. Post 2/6.

NIFE BATTERIES: 6 v. 75 amps., new, in cases, £15 each, £1 carr.; 6 v. 160 amps., new in cases, £25 each, £1/10/- carr.; 4 v. 160 amps, new, in cases, £20 each, £1/10/- carr.

L.R.7 Cells, only 1.5 v. 75 amps., new, £3 each, 12/- carr.
The above batteries are low resistance designed to give a heavy surge for starting and can be stored for long periods without any effect to their performance.

WAVE GUIDES FLEXIBLE CG-182/APM40. Length 18 inches. Price £2 each, post 4/-.

MACHMETERS: Range 0 : 1 and 0 : 1.2, 6A/3384 and 5325 respectively, price 30/- each, postage 5/-.

FUEL INDICATOR Type 113R: 24 v. complete with 2 magnetic counters 0-9999, with locking and reset controls mounted in a 3in. diameter case. Price 30/- each, postage 5/-.

DRY BATTERIES, No. 1. HT 90 v. and 7 $\frac{1}{2}$ v. size 2 $\frac{1}{2}$ in. x 3 $\frac{1}{2}$ in. x 5in., 5/- each, or 5 for £1, post 4/- and 7/6 respectively.

BATTERY NO. 4 (suitable for bells, etc.). 4 $\frac{1}{2}$ V., size 4 $\frac{1}{2}$ in. x 6in. x 2 $\frac{1}{2}$ in., 5/- each, post 3/-.

UNISELECTORS (ex equipment): 10 Bank 50 Way, alternate wipe, £2/5/- ea. 6 Bank, 25 Way, alternate wipe, £2/2/6 ea. 8 Bank, 25 Way, £2/5/- ea. 6 Bank, 25 Way, £2 ea. 4 Bank, 25 Way, 35/- ea. All the above are 75 ohm coil. Postage 4/- per uniselector.

FREQUENCY METERS: 1M 13 or BC-221; 125-20,000 Kc/s., £25 each, carr. 15/- TS.175/U, £75 each, carr. £1. TS323/UR; 20-450 Mc/s., £75 each, carr. 15/- FR-67/U: This instrument is direct reading and the results are presented directly in digital form. Counting rate: 20-100,000 events per sec. Time Base Crystal Freq.: 100 Kc/s. per sec. Power supply: 115 v., 50/60 c/s., £100 each, carr. £1.

CT.49 ABSORPTION AUDIO FREQUENCY METER: freq. range 450 c/s-22 Kc/s., directly calibrated. Power supply 1.5 v.-22 v. D.C. £12/10/- each, carr. 15/-.

AMERICAN EQUIPMENT: Power supply, PP893/GRC 32A; Filter D.C. Power Supply F-170/GRC 32A; Cabinet Electrical CY 1288/GRC 32A; Antenna Box Base and Cables CY 728/GRC; Mast Erection Kits, 1186/GRC; Receiver type 27 8B; Directional Antenna CRD.6; Comparator Unit, CM.23; Directional Control CRD.6, 567/CRD and 568/CRD; Azimuth Control Units, 260/CRD. Test Set URM.44, complete with Signal Generator TS.622/U, £100 each, £2 carr.

CATHODE RAY TUBE UNIT: With 3in. tube, colour green, medium persistence complete with nu-metal screen, £3/10/- each, post 7/6.

TRANSMITTER/RECEIVER TCS-12: Freq. 1.5 Mc/s-12 Mc/s., output 25 W, complete stations available with antenna equipment, mast, and petrol generator. Trans-receiver, complete with 12 v. D.C. Power Unit and A.T.U., £25 each, carr. £2/10/-. Petrol Generator Unit for the above £20 each, carr. £3. Complete aerial systems, £10 each, carr. £2.

TACAN. Trans./Receiver, same as ARN21, British made, STC, TR9171 complete with five 2C39As with associated valve-holders. As new price, £25. Used condition, £15, carriage £1.

APNI ALTIMETER TRANS./REC., suitable for conversion 420 Mc/s., complete with all valves 28 v. D.C. Dynamotor and 3 relays, 11 valves, price £3 each, carr. 10/-.

GEARED MOTORS: 24 v. D.C., current 150 mA, output 1 r.p.m., 30/- each 4/- post. Assembly unit with Letcherbar Tuning Mechanism and potentiometer, 3 r.p.m., £2 each, 5/- post.

MOTORIZED ACTUATOR: 115 v. A.C. 400 c/s. single phase, reversible, thrust approx. 3 inches complete with limit switches, etc. Price £2/10/- each, postage 5/- (ex equipment).

Actuator Type SR-43: 28 v. D.C. 2,000 r.p.m., output 26 watts, 5 inch screw thrust, reversible, torque approx. 25 lbs., rating intermittent, price £3 each, post 5/-.
A.C. Motor 115 v. 50 c/s. 1/300 H.P., 3,000 r.p.m. Capacitor 1mfd., 25/- post 3/-.
Dalmotor SC5, 28 v. D.C. at 45 amps; 12,000 r.p.m. output 750 W. (approx. 1 h.p.), brand new, £2/10/- each, post 7/6.

FRACTIONAL MOTORS & FANS: Low inertia Motor 5UD/5361, Type 903, 24 v. input D.C., £2/10/- each, 5/- post.

Model PM84: 28 v. D.C. @ 2 amps., 4,500 r.p.m., output 40 watts continuous duty complete with magnetic brake. Price £2 each, postage 4/-.

Model SR-2: 28 v. D.C. 7,000 r.p.m., duty intermittent, output 75 watts, price 25/- each, postage 4/-.

A.C. Motor 115 v. 50 c/s. 1/300 H.P., 3,000 r.p.m. Capacitor 1mfd., 25/- post 3/-.
Dalmotor SC5, 28 v. D.C. at 45 amps; 12,000 r.p.m. output 750 W. (approx. 1 h.p.), brand new, £2/10/- each, post 7/6.

S.A.E. for all enquiries. List available 6d.
If wishing to call at Stores, please telephone for appointment.

W. MILLS

3-B TRULOCK ROAD, TOTTENHAM, N.17

Phone: Tottenham 9213

BENTLEY ACOUSTIC CORPORATION LTD.

38 CHALCOT ROAD, CHALK FARM, LONDON, N.W.1
THE VALVE SPECIALISTS Telephone PRIMROSE 9090
47 NORFOLK ROAD, LITTLEHAMPTON, SUSSEX. Littlehampton 2043

Please forward all mail orders to Littlehampton
ALL GOODS LISTED BELOW IN STOCK

OA2	5/-	6B87	10/6	6X4	3/6	20P2	11/6	306	18/-	DM71	9/9	ECH94	8/6	EY91	3/-	PCF80	7/-	SP42	12/6	U191	12/-	AC167	12/-	BFY51	4/6	GET896	4/6	OC42	6/9
OA22	6/-	6B86	7/-	6X5GT	3/3	20L1	13/-	307	11/6	DW4/350	11/6	ECL180	6/-	EZ26	5/3	PCF84	8/-	TDD24	12/6	U281	8/9	AC168	7/6	BFY52	5/6	GET897	4/6	OC43	12/6
OZ4	4/6	6B77	5/6	6Y76	12/6	20P1	17/6	956	2/-		8/6	ECL82	6/-	EZ41	6/6	PCF86	8/-	TDD4	7/6	U282	12/3	AC176	11/6	BF154	5/-	GET898	4/6	OC44	2/-
LA3	2/6	6C6	3/6	6B6	10/6	20P3	17/-	1821	10/6	DW4/500	10/6	ECL85	9/-	EZ80	3/9	PCF80	8/6	TH4B	10/-	U301	12/6	AC177	5/6	BF159	5/-	GET899	4/6	OC45	1/9
LA5	5/-	6C9	10/9	7B7	7/-	20P4	17/6	5763	10/6			ECL86	12/-	EZ81	4/3	PCF82	9/6	TH233	6/9	U329	12/6	AC178	3/6	BF163	4/6	GET900	4/6	OC46	8/6
1A7GT	7/6	6CD6G	19/6	7C5	40/-	20P5	17/-	7475	2/6	DY86	5/6	ECL84	12/-	EZ90	3/6	PCF85	9/6	TP260	7/6	U403	6/6	AC179	5/3	BF167	2/6	GET901	4/6	OC47	3/6
IC5	4/9	6C86	6/-	7C6	6/-	25A6G	7/6	A1834	20/-	DY97	5/9	ECL86	7/9	EY94/6006G	6/6	PCF86	10/6	TY860	11/6	U404	7/6	AC179	4/9	BF173	2/6	GET902	4/6	OC48	25/6
1D5	6/-	6C84	12/-	7H7	6/-	25L6G	4/9	AC044	14/-	ES0F	24/-	ECLL80	6/-	EY94/8008G	6/6	PCF88	12/6		11/6	U405	6/6	AC180	4/9	BF184	12/6	GET903	4/6	OC49	25/6
1D6	4/6	6B3	7/6	7R7	12/6	25Y6	6/-	AC0PEN	6/-	ES8F	24/-	ECLL80	6/-	GZ30	7/6	PC181	9/-	UAB090	5/3	VMP4G	17/6	AC181	4/9	BF184	4/6	GET904	4/6	OC50	2/9
1FD1	6/-	6D6	3/-	7V7	5/-	25Y5G	6/6	AC0PEN	19/6	ES8CC	12/-	EP22	6/6	GZ32	9/-	PC182	6/6	UAF42	9/6	VP2	3/6	AC182	3/6	BF185	3/6	GET905	4/6	OC51	2/-
1FD9	3/3	6F1	9/6	7Y4	6/6	26Z4G	6/6	AC0PEN	19/6	E180F	17/6	EP36	3/6	GZ33	12/6	PC183	10/3	UB41	10/6	VP2B	9/6	AC182	4/6	BF100	3/6	GET906	4/6	OC52	2/6
1G6	6/-	6P6G	4/-	9BW6	9/6	26Z5	7/-	DD	19/6	EAO0	1/6	EP37A	7/-	GZ34	10/-	PC184	3/3	UBC41	6/6	VP4	14/6	AD140	8/-	BF101	11/6	MI	2/10	OC73	18/-
1H5GT	7/-	6F12	3/3	9D7	7/6	25Z6G	8/6	AC0PEN	4/9	EAO76	13/-	EP39	5/6	GZ37	14/6	PC185	8/3	UBC81	6/6	VP44	14/6	AD149	8/-	BF105	10/6	M3	2/10	OC74	8/-
LL4	2/6	6F13	3/3	10C1	9/-	30C1	7/-	AC/PEN	(5)	EAC80	6/6	EP40	8/6	HL2	7/6	PC186	8/3	UBF90	5/6	VP4B	11/-	AF102	12/-	BF114	8/-	OA5	1/9	OC75	2/6
LL5	5/-	6F14	15/-	10D2	12/-	30C12	12/-	AC/PEN	18/6	EAC91	5/6	EP41	9/6	HL23	7/6	PC187	15/-	UBF89	6/9	VP13C	7/-	AF114	4/-	BF234	4/-	OA9	2/6	OC76	2/6
LLN5	4/6	6F15	10/9	10D1	7/-	30C17	13/-	AC/PEN	(7)	EAF42	7/6	EP42	3/6	HL23DD5	10/6	PC188	15/-	UBF89	6/9	VP26	2/6	AF115	3/-	BF236	4/-	OA10	6/9	OC77	2/6
1N6GT	7/6	6F17	12/6	10D2	11/6	30C18	9/6	AC/TH1	19/6	EB41	4/9	EP50	2/6	HL33DD	11/6	PC189	15/-	UBF89	6/9	VP26	2/6	AF116	3/-	BF238	4/-	OA47	2/6	OC78	3/6
1R5	4/9	6F18	9/6	10P1	15/-	30F5	11/6	AC/TH1	19/6	EB91	2/3	EP54	6/6	HL43DD	12/6	PEN44	4/-	UBC85	6/6	VP150	5/-	AF118	3/-	BF238	4/-	OA73	3/6	OC79	8/6
1R4	4/9	6P23	11/6	10P9	9/-	30FL1	15/-	AC/TH1	19/6	EB91	2/3	EP54	6/6	HL43DD	12/6	PEN44	4/-	UBC85	6/6	VP150	5/-	AF118	3/-	BF238	4/-	OA73	3/6	OC79	8/6
1R5	3/3	6P24	10/6	10P8	9/-	30FL12	15/-	AC/TH1	19/6	EB91	2/3	EP54	6/6	HL43DD	12/6	PEN44	4/-	UBC85	6/6	VP150	5/-	AF118	3/-	BF238	4/-	OA73	3/6	OC79	8/6
1U4	5/6	6P28	10/6	10P11	10/6	30FL14	12/6	AC/VP211	19/6	EB91	2/3	EP54	6/6	HL43DD	12/6	PEN44	4/-	UBC85	6/6	VP150	5/-	AF118	3/-	BF238	4/-	OA73	3/6	OC79	8/6
1U5	5/6	6P32	8/6	10P13	14/6	30L1	6/6	AC/VP211	19/6	EB91	2/3	EP54	6/6	HL43DD	12/6	PEN44	4/-	UBC85	6/6	VP150	5/-	AF118	3/-	BF238	4/-	OA73	3/6	OC79	8/6
2D21	5/6	6G6G	2/6	10P14	16/6	30L15	14/6	ATP4	2/3	EB91	2/3	EP54	6/6	HL43DD	12/6	PEN44	4/-	UBC85	6/6	VP150	5/-	AF118	3/-	BF238	4/-	OA73	3/6	OC79	8/6
3A4	3/6	6H6GT	1/6	12A6	5/-	30L17	13/-	AZ1	8/-	EB91	2/3	EP54	6/6	HL43DD	12/6	PEN44	4/-	UBC85	6/6	VP150	5/-	AF118	3/-	BF238	4/-	OA73	3/6	OC79	8/6
3A5	8/-	6J5G	3/9	12A6C	8/6	30P4	11/6	AZ1	7/6	EB91	2/3	EP54	6/6	HL43DD	12/6	PEN44	4/-	UBC85	6/6	VP150	5/-	AF118	3/-	BF238	4/-	OA73	3/6	OC79	8/6
3B7	5/9	6J6GT	4/6	12AD6	9/6	30P4M	AZ1	AZ1	6/6	EB91	2/3	EP54	6/6	HL43DD	12/6	PEN44	4/-	UBC85	6/6	VP150	5/-	AF118	3/-	BF238	4/-	OA73	3/6	OC79	8/6
3D6	3/9	6J6	4/6	12AE6	7/6	30P12	11/6	CL33	19/6	EB91	2/3	EP54	6/6	HL43DD	12/6	PEN44	4/-	UBC85	6/6	VP150	5/-	AF118	3/-	BF238	4/-	OA73	3/6	OC79	8/6
3Q4	5/9	6J7G	4/6	12AT6	4/6	30P12	11/6	CL33	19/6	EB91	2/3	EP54	6/6	HL43DD	12/6	PEN44	4/-	UBC85	6/6	VP150	5/-	AF118	3/-	BF238	4/-	OA73	3/6	OC79	8/6
3Q5GT	6/6	6J7GT	8/6	12AT7	3/6	30P19	11/6	CY1C	7/6	EB91	2/3	EP54	6/6	HL43DD	12/6	PEN44	4/-	UBC85	6/6	VP150	5/-	AF118	3/-	BF238	4/-	OA73	3/6	OC79	8/6
384	4/9	6K6GT	5/-	12AU6	4/9	30P11	15/6	CY13	7/6	EB91	2/3	EP54	6/6	HL43DD	12/6	PEN44	4/-	UBC85	6/6	VP150	5/-	AF118	3/-	BF238	4/-	OA73	3/6	OC79	8/6
3V4	5/9	6K7G	1/6	12AU7	4/9	30P13	15/6	D15	15/6	EB91	2/3	EP54	6/6	HL43DD	12/6	PEN44	4/-	UBC85	6/6	VP150	5/-	AF118	3/-	BF238	4/-	OA73	3/6	OC79	8/6
3R4G	8/9	6K7GT	4/6	12AV6	5/9	30P14	15/6	D63	5/6	EB91	2/3	EP54	6/6	HL43DD	12/6	PEN44	4/-	UBC85	6/6	VP150	5/-	AF118	3/-	BF238	4/-	OA73	3/6	OC79	8/6
5U4G	4/9	6K8G	3/6	12AX7	4/6	30P15	15/6	D7	2/3	EB91	2/3	EP54	6/6	HL43DD	12/6	PEN44	4/-	UBC85	6/6	VP150	5/-	AF118	3/-	BF238	4/-	OA73	3/6	OC79	8/6
5V4G	4/9	6K8GT	7/6	12AY7	9/6	30A5	15/6	DAC32	7/6	EB91	2/3	EP54	6/6	HL43DD	12/6	PEN44	4/-	UBC85	6/6	VP150	5/-	AF118	3/-	BF238	4/-	OA73	3/6	OC79	8/6
5Y3GT	5/-	6L1	10/6	12BA6	5/-	35L6GT	6/3	DAF91	3/6	EB91	2/3	EP54	6/6	HL43DD	12/6	PEN44	4/-	UBC85	6/6	VP150	5/-	AF118	3/-	BF238	4/-	OA73	3/6	OC79	8/6
5Z3	7/6	6L18	7/6	12BB6	5/6	35W4	4/6	DAF96	6/-	EB91	2/3	EP54	6/6	HL43DD	12/6	PEN44	4/-	UBC85	6/6	VP150	5/-	AF118	3/-	BF238	4/-	OA73	3/6	OC79	8/6
5Z4G	7/6	6L19	19/6	12B1	17/6	35Z3	10/6	DDC90	8/6	EB91	2/3	EP54	6/6	HL43DD	12/6	PEN44	4/-	UBC85	6/6	VP150	5/-	AF118	3/-	BF238	4/-	OA73	3/6	OC79	8/6
6/30L2	12/6	6LD20	6/6	125GT	2/6	35Z4GT	4/6	DD4	12/6	EB91	2/3	EP54	6/6	HL43DD	12/6	PEN44	4/-	UBC85	6/6	VP150	5/-	AF118	3/-	BF238	4/-	OA73	3/6	OC79	8/6
6A8G	7/6	6N7GT	7/6	125GT	6/6	35Z5GT	5/6	DD41	12/6	EB91	2/3	EP54	6/6	HL43DD	12/6	PEN44	4/-	UBC85	6/6	VP150	5/-	AF118	3/-	BF238	4/-	OA73	3/6	OC79	8/6
6A7C	3/-	6P1	12/-	12K5	8/-	50A5	21/6	DDT4	7/6	EB91	2/3	EP54	6/6	HL43DD	12/6	PEN44	4/-	UBC85	6/6	VP150	5/-	AF118	3/-	BF238	4/-	OA73	3/6	OC79	8/6
6A7G	9/6	6P25	12/-	12K7GT	9/6	50B5	6/3	DP33	3/6	EB91	2/3	EP54	6/6	HL43DD	12/6	PEN44	4/-	UBC85	6/6	VP150	5/-	AF118	3/-	BF238	4/-	OA73	3/6	OC79	8/6
6AK5	4/9	6P26	12/-	12K8GT	9/6	50C5	5/9	DP91	2/6	EB91	2/3	EP54	6/6	HL43DD	12/6	PEN44	4/-	UBC85	6/6	VP150	5/-	AF118	3/-	BF238	4/-	OA73	3/6	OC79	8/6
6AK6	6/-	6P28	25/6	12Q7GT	6/6	50C6DG	4/1/-	DP96	6/-	EB91	2/3	EP54	6/6	HL43DD	12/6	PEN44	4/-	UBC85	6/6	VP150	5/-	AF118	3/-	BF238	4/-	OA73	3/6	OC79	8/6
6AL5	2/3	6Q7G	5/-	128A7GT	5/6	50L6GT	6/6	DP97	10/-	EB91	2/3	EP54	6/6	HL43DD	12/6	PEN44	4/-	UBC85	6/6	VP150	5/-	AF118	3/-	BF238	4/-	OA73	3/6	OC79	8/6
6AM4	16/6	6Q7GT	8/9		6/9	72	6/6	DH63	5/6	EB91	2/3	EP54	6/6	HL43DD	12/6	PEN44	4/-	UBC85	6/6	VP150	5/-	AF118	3/-	BF238	4/-	OA73	3/6	OC79	8/6
6AM6	3/6	6R7G	5/6	128C7	4/6	50A2	8/6	DH76	3/6	EB91	2/3	EP54	6/6	HL43DD	12/6	PEN44	4/-	UBC85	6/6	VP150	5/-	AF118	3/-	BF238	4/-	OA73	3/6	OC79	8/6
6AQ6	4/6	68A7GT	7/6	128H7	3/6	90AG	6/7	DH77	9/6	EB91	2/3	EP54	6/6	HL43DD	12/6	PEN44	4/-	UBC85	6/6	VP150	5/-	AF118	3/-	BF238	4/-	OA73	3/6	OC79	8/6
6AR6	20/-	68C7	6/6	128J7	5/-	90AV	6/7	DH81	10/6	EB91	2/3	EP54	6/6	HL43DD	12/6	PEN44	4/-	UBC85											

THE ELECTRONIC COMPONENTS CATALOGUE THAT SETS THE STANDARD

**Used and
acclaimed by:-**

**SCIENTISTS
ENGINEERS
TECHNICIANS
TEACHERS &
STUDENTS**

This new, better-than-ever edition of the famous Home Radio Catalogue is the result of ten years of most careful selecting, compiling and indexing.



Of course, no catalogue is ever really finalised. As soon as we have one edition off the press, our researchers get busy finding out what is the latest and best in the world of Radio and Electronics—ready for the next printing.

This new edition is without doubt the finest, most comprehensive we have ever produced—it has 256 pages, over 7,000 items listed, over 1,300 illustrations. It really is a *must* for anyone interested in radio and electronics. With each catalogue we supply our unique Bargain List, a Book Mark giving Electronic Abbreviations, an Order Form and an addressed envelope. All this for only 7/6 plus 2/- post and packing. By the way, every catalogue contains 5 vouchers, each worth 1/- when used as directed. *Send the attached coupon today, with your cheque or P.O. for 9/-.* You'll be glad you did!

BLOCK CAPITALS please

Write CATALOGUE on top of envelope

NAME

ADDRESS


HOME RADIO LTD., Dept. WW, 187 London Rd., Mitcham, CR4 2YQ

LAFAYETTE LA-224T TRANSISTOR STEREO AMPLIFIER



19 transistors, 8 diodes, IHF music power 30 watts at 8 ohms. Response 30-20,000±2. dB at 1 w. Distortion 1% or less. Inputs 3 mV and 250 mV. Output 3-16 ohms. Separate L and R. volume controls. Treble and bass controls. Stereo phone jack. Brushed aluminium, gold anodised extruded front panel with complementary metal case. Size 10 1/2 in. x 3 1/2 in. x 7 1/2 in. Operation 115/230 volt A.C. £25. Carr. 7/6.

TE-65 VALVE VOLTMETER



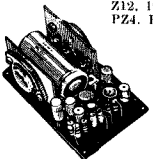
High quality instrument with 28 ranges. D.C. volts 1.5-1,500 v. A.C. volts 1.5-1,500 v. Resistance up to 1,000 megohms. 220/240 v. A.C. operation. Complete with probe and instructions £15. P. & P. 6/-. Additional Probes available: R.F. 35/- H.V. 42/6.

AVOMETERS



Supplied in excellent condition fully tested and checked. Complete with prods, leads and instructions. Model 47A £9/19/6 Model 7 £13/10/0 Model 8 £18/0/0 Model 9 £20/0/0 P. & P. 7/6 each.

SINCLAIR EQUIPMENT




Z12. 12 watt amplifier 89/6 PZ4. Power supply Unit 99/6 STEREO 25. Pre-amplifier £9/19/6 Q.14 Speakers £8/19/6 Micromatic Radio Kit 49/6 Built 59/6 Micro FM Radio Kit £5/19/6 ALL POST PAID.

SPECIAL OFFER

2 Z12 amps. PZ4 Power Supply, Stereo 25. Pre-amplifier £22

NOMBEX Transistorised Equipment

ALL Post Paid With Battery



Model 22 P.S.U. 0-15v. D.C. £14. Model 30 Audio Generator 10 c/s-100 Kc/s £19/10/-. Model 31 R.F. Generator 150 Kc/s-350 Mc/s £12/10/-. Model 27 Signal Generator 150Kc/s-350 Mc/s £10/10/-. Model 62 C.R. Bridge £9. Model 66 Inductance Bridge £18. Model 61 P.S.U. 0.5-15v. D.C. £6/10/-.


AMERICAN RECORDING TAPES

First grade quality American tapes. Brand new and guaranteed. Discounts for quantities. 3in. 225ft. L.P. Acetate 4/- 3in. 600ft. T.P. Mylar 10/- 5in. 600ft. Std. plastic 8/6 6in. 900ft. L.P. acetate 10/- 5in. 1,200ft. D.P. Mylar 15/- 5in. 1,800ft. T.P. Mylar 35/- 6in. 1,200ft. L.P. acetate 12/6 5in. 1,800ft. D.P. Mylar 22/6 5in. 2,400ft. T.P. Mylar 45/6 7in. 1,200ft. Std. acetate 12/6 7in. 1,800ft. L.P. acetate 15/- 7in. 1,800ft. L.P. Mylar 20/- 7in. 2,400ft. D.P. Mylar 25/- 7in. 3,600ft. T.P. Mylar 58/6



Postage 2/- Over £3 post paid.

TRIO COMMUNICATION RECEIVER MODEL 9R-59DE




4 band receiver covering 550 Kc/s to 30 Mc/s. continuous and electrical band spread on 10, 15, 20, 40 and 80 metres. 8 valve plus 7 diode circuit. 4/8 ohm output and phone jack. SSB-CW • ANL • Variable BF • 8 meter • Sep. band spread dial • IF 455 Kc/s • audio output 1.5 W. • Variable RF and AF gain controls. 115/250 V. A.C. Mains. Beautifully designed. Size: 7 x 15 x 10in. With instruction manual and service data. £3/10/0. Carriage 12/6.

T.E.40 HIGH SENSITIVITY A.C. VOLTMETER



10 meg. input 10 ranges: .01/.03/1/3/10/30/100/300 v. R.M.S. 4 cps-1.2 Mc/s. Decibels-40 to +50 dB. Supplied brand new complete with leads and instructions. Operation 230 v. A.C. £17/10/-. Carr. 5/-.

★ TRANSISTORISED FM TUNER ★



6 TRANSISTOR HIGH QUALITY TUNER SIZE ONLY 6in. x 4in. x 2 1/2in. 3 I.F. stages. Double tuned discriminator, ample output to feed most amplifiers. Operates on 9 volt battery. Coverage 88-108 Mc/s. Ready built ready for use. Fantastic value for money. £8/7/6. P. & P. 2/6. STEREO MULTI-PLEX ADAPTORS. 5 Gns.

SILICON RECTIFIERS

200 v. P.I.V. 200mA	2/6
200 v. P.I.V. 6 amp.	5/6
400 v. P.I.V. 3 amp.	7/6
1,000 v. P.I.V. 5 amp.	7/6
400 v. P.I.V. 6 amp.	5/6
400 v. P.I.V. 8 amp.	5/6
1,000 v. P.I.V. 650 mA.	6/6
800 v. P.I.V. 500mA.	5/6
800 v. P.I.V. 5 amp.	7/6
400 v. P.I.V. 500mA.	3/6
70 v. P.I.V. 1 amp.	3/6
150 v. P.I.V. 165mA.	1/-
150 v. P.I.V. 25 amp.	10/-
700 v. P.I.V. 100 amp.	35/-
Discount for quantities. Post extra.	

THYRISTOR SILICON CONTROL RECTIFIERS

400 P.I.V. 3 amp.	7/6
100 P.I.V. 5 amp.	13/6
200 P.I.V. 5 amp.	15/6
400 P.I.V. 5 amp.	17/6

S.T.C. 1 WATT ZENER DIODES


BRAND NEW. LIST 17/6 each Available 2.4/2.7/3.3/3.9/4.3/13/16/18/20/30/33 v. 5/- each type. P. & P. extra.

LAFAYETTE HI-FI STEREO HEADPHONES




★ Air cushioned headband
★ Soft rubber ear pads
★ Frequency response, 25 to 15,000 cycles. ★ High sensitivity. Impedance 8 ohms per phone. Supplied complete with all cables, wires, overhead junction box and 3-connection plug 79/6. P. & P. 2/6.

PRINTED CIRCUITS



Five assorted printed circuit boards with transistors, diodes, resistors, condensers, etc. Guaranteed minimum 20 transistors. Ideal for experimenters. 5 Boards for 10/- P. & P. 2/-.


SOLATRON CD711S.2.



DOUBLE BEAM OSCILLOSCOPE

An extremely high quality oscilloscope originally costing £400. Switched beam. Identical Y1, Y2 Amplifiers D.C. to 9 Mc/s. Sensitivity 3mV/CM to 100 V/CM. Time base 10μs/sec. to 2.5 Mc/s. Z Modulation. 110/200/250 V. A.C. Supplied in good working order. £65. carriage £2, or available as received from Ministry unserviced £50. carriage £2. (Handbooks £2 extra.)

ADMIRALTY B.40 RECEIVERS



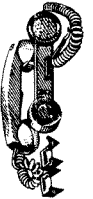
Just released by the Ministry. High quality 10 valve receiver manufactured by Murphy. Coverage in 5 bands 650 Kc/s-30 Mc/s. I.F. 500 Kc/s. Incorporates 2 R.F. and 3 I.F. stages, bandpass filter, noise limiter, crystal controlled B.F.O. calibrator. I.F. output, etc. Built-in speaker. Output for phones. Operation 150/230 volt A.C. Size 19 1/2 x 13 1/2 x 16in. Weight 114 lb. Offered in good working condition. £22/10/-. Carr. 30/-. With circuit diagrams. Also available B41 L.F. version of above. 15 Kc/s-700 Kc/s. £17/10/-. Carr. 30/-.

F.M. WIRELESS MICROPHONE




94-104 Mc/s. Transistorised Operates from 9 v. battery. Complete with additional secret tie-clip microphone. List £12/10/-. ONLY £8/15/-, P. & P. 2/6.

TRANSISTORISED TWO-WAY TELEPHONE INTERCOM



Operative over amazingly long distances. Separate call and press to talk buttons. 2-wire connection. 1000s of applications. Beautifully finished in ebony. Supplied complete with batteries and wall brackets. £5/19/6 pair. P. & P. 3/6.

AVO CT.38 ELECTRONIC MULTIMETERS




High quality 97 range instrument which measures A.C. and D.C. Voltage. Current, Resistance and Power output. Ranges D.C. volts 250mV-10,000 v. (10 megΩ-110megΩ input). D.C. current 10μA 25 amps. Ohms: 0-1,000 megΩ. A.C. volt 100 mV-250 v. (with R.F. measuring head up to 250 Mc/s). A.C. current 10μA-25 amps. Power output 50 micro-watts-5 watts. Operation 0/110/200/250 v. C. Supplied in perfect condition complete with circuit lead and R.F. probe £25. Carr. 15/-.

AVO CALIBRATION TEST UNIT TYPE CT.155.

For use with CT.38 Multimeter. Gives 7 standard voltages 250 mV/1 v./2.5 v./10/25/250 v. A.C. and 250 millivolts D.C. from internal standard cell. Operation 0/110/200/250 v. A.C. Brand new £7/10/-. P. & P. 10/6.

MARCONI TEST EQUIPMENT

EX-MILITARY RECONDITIONED. TF 144G STANDARD SIGNAL GENERATORS, 85 Kc/s-25 Mc/s. £25. Carr. 30/- TF. 320Q. "Q" METER. BRAND NEW, COMPLETE WITH ALL ACCESSORIES, £75. Carr. 30/- TF. 195M. BEAT FREQUENCY OSCILLATOR. 0-40 kc/s. 200/250 v. A.C. £20. Carr. 30/-.



All above offered in excellent condition fully tested and checked. TF. 1100 VALVE VOLTMETER, Brand New, £50. TF. 1267 TRANSMISSION TEST SET, Brand New, £75. TF. 675F/1 PULSE GENERATOR, Brand New, £45.

Variable Voltage TRANSFORMERS



Brand new, guaranteed and carriage paid. High quality construction. Input 230 v. 50-60 cycles. Output full variable from 0-260 volts. Bulk quantities available. 1 amp.—£5/10/-; 2.5 amp.—£8/15/-; 5 amp.—£9/15/-; 8 amp.—£14/10/-; 10 amp.—£18/10/-; 12 amp.—£21/-; 20 amp.—£37/-.

POWER RHEOSTATS



High quality ceramic construction. Windings embedded in vitreous enamel. Heavy duty brush wiper. Continuous rating. Wide range available ex-stock. Single hole fixing. 1in. dia. shafts. Bulk quantities available. 25 WATT. 10/25/50/100/250/500/1000/1500/2500 or 5000 ohms, 14/6. P. & P. 1/6. 50 WATT. 10/25/50/100/250/500/1000/2500 or 5000 ohms, 21/- P. & P. 1/6. 100 WATT. 1/5/10/25/50/100/250/500/1000 or 2500 ohms, 27/6. P. & P. 1/6.

ARF-100 COMBINED AF-RF SIGNAL GENERATOR



AF. SINE WAVE 20-200,000 cps. Square wave 20-30,000 cps. P/P HIGH IMP. 21 v. P/P 600Ω 3.8 v. P/P.

R/F. 100 kc/s-300 Mc/s. Variable R.F. attenuation. Int./Ext. Modulation. Incorporates dual purpose meter to monitor. AF output and % mod. on R.F. 220/240 v. A.C. £27/10/-. Carr. 7/6.

TE-20RF SIGNAL GENERATOR



Accurate wide range signal generator covering 120 kc/s-260 Mc/s. on 6 bands. Directly calibrated. Variable R.F. attenuator. Operation 200/240 v. A.C. Brand new with instructions £12/10/-. P. & P. 7/6. S.A.E. for details.

LELAND MODEL 27 BEAT FREQUENCY OSCILLATORS

0-20 Kc/s. Output 5K or 500 ohms. 200/250 v. A.C. Offered in excellent condition, £12/10/-. Carriage 10/-.



T.M.C. 1000 SERIES KEY SWITCHES

Brand New with knobs as follows. 1 way, 2 c/o 7/6; 1 way, 2 c/o 2b, 7/6; 1 way 4 c/o, 8/-; 2 way, 3m, 3m, 8/6; 2 way, 2 c/o, 2 c/o, 8/6; 2 way, 2 c/o, 4 c/o, 10/- Post extra. Quantities available.

TE22 SINE SQUARE WAVE AUDIO GENERATORS



Sine: 20 cps to 200 kc/s. on 4 bands. Square: 20 cps to 30 kc/s. Output impedance 5,000 ohms, 200/250 v. A.C. operation. Supplied brand new and guaranteed with instruction manual and leads, £15. Carr. 7/6.

LAFAYETTE TE-46 RESISTANCE CAPACITY ANALYSER




2 pf-2,000 mfd. 2 ohms-200 meg-ohms. Also checks impedance turns ratio, insulation, 200/250 v. A.C. Brand New. £15. Carr. 7/6.

G. W. SMITH & Co. (Radio) Ltd.
3-34, Lisle St., W.C.2.
ALSO SEE OPPOSITE PAGE

MULTIMETERS for EVERY purpose!

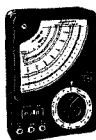

MODEL AS-100D. 100K Ω /VOLT 5in., mirror scale. Built-in meter protection. 0/3/12/60/120/300/600/1,200 v. D.C. 0/6/30/120/300/600 v. A.C. 0/10 μ A/6/60/3/0MA/12 Amp. 0/2K/200K/2M/200M Ω . -20 to +17 dB. £12/10/-. P. & P. 3/6.



MODEL TE-12. 20,000 O.P.V. 0/0.6/30/120/600/1,200/3,000/6,000 v. D.C. 1/6/30/120/600/1,200 v. A.C. 0/60 μ A/6/60/600 MA. 0/6/K/600K/6 Meg./60. Meg. Ω 50 PF. 2 MFD. £5/19/6. P. & P. 3/6.




MODEL TE-70. 80,000 O.P.V. 0/3/15/60/300/600/1,200 v. D.C. 0/6/30/120/600/1,200 v. A.C. 0/30 μ A/3/30/300 mA. 0/16K/160K/1.6M/16 Meg. Ω . £5/10/-. P. & P. 3/-.



MODEL TE-10A. 200K Ω /Volt, 5/25/50/250/500/2,500 v. D.C. 10/50/100/500/1,000 v. A.C. 0/50 μ A/2.5 mA./250 mA. D.C. 0/6K/6 meg. ohm. -20 to +22 dB. 10-0, 100 mfd. 0.100-0.1 mfd. 69/6. P. & P. 2/6.

MODEL PT-34. 1,000 O.P.V. 0/10/50/250/500/1,000 v. A.C. and D.C. 0/1/100/500 mA. D.C. 0/100 K Ω 39/6. P. & P. 1/6.



MODEL ZQM TRANSISTOR CHECKER

It has the fullest capacity for checking on A, B and Ico. Equally adaptable for checking diodes, etc. Spec.: A: 0.7-0.9967. B: 5-200. Ico: 0/50 micro-amps. 0.5 mA. Resistance for diode 200 Ω +1 MEG. Supplied complete with instructions, battery and leads. £5/19/6. P. & P. 2/6.



SOLARTRON MONITOR OSCILLOSCOPE TYPE 101.

An extremely high quality oscilloscope with time base of 10 μ sec. to 20 msec. Internal Y amplifier. Separate mains power supply 200/250V. Supplied in excellent condition with cables, probe, etc., as received from Ministry. £8/19/6. Carriage 30/-

R.C.A. AR88 SPEAKERS

8", 3 ohm speakers in metal case. Black crackle finish to match our 88 Receivers. Available Brand New and Boxed with leads. 59/6. Carr.-7/6.

HOSIDEN HS-606 2-WAY STEREO HEADSETS

Each headphone contains a 2 $\frac{1}{2}$ in. woofer and a $\frac{1}{2}$ in. tweeter. Built-in individual level controls. 25-18,000 c.p.s. 8 Ω Imp. with cable and stereo plug. £5/19/6, P. & P. 2/6.

NEW MODEL 500. 30,000 O.P.V. with overload protection Mirror scale. 0/.5/2.5/10/25/100/250/500/1,000 v. D.C. 0/2.5/10/25/100/250/500/1,000 v. A.C. 0/50 μ A/5/50/500 mA. 12 amp. D.C. 0/60/K/6. Meg./60 Meg. Ω . £8/17/6. Post paid.



MODEL TE 60. 20,000 O.P.V. 0/10/50/100/500/1,000 v. A.C. 0/5/25/50/250/500/1,000 v. D.C. 0-50 μ A. 5/50/500 mA. 0/6K/60K/600K/6 Meg. £4/17/6. P.P. 3/-.

PROFESSIONAL 20,000 o.p.v. LAB. TYPE MULTITESTER

With automatic overload protection. Mirror scale. Ranges 0/10/50/200/500/1,000 v. D.C. and A.C. 0-500 μ A. 10 mA. 250 mA. Current 0/20K, 200K, 2 megohm. Decibels -20 to +22dB. £5/10/-. P. & P. 2/6.



TE-51. NEW 20,000 Ω /VOLT MULTIMETER 0/6/60/120, 1,200 v. A.C. 0/3/30/60/300/600/3,000v. D.C. 0/60 μ A/12/300 mA. D.C. 0/60K/6 MEG. OHM 85/-. P. & P. 2/6.



MODEL 250J. 2,000 O.P.V. 0/10/50/500/2,500 v. D.C. 0/10/50/500/2,000 v. A.C. 0/2 Meg. Ω . 0/250 mA. -20 to +36 dB. 49/6. P. & P. 2/6.

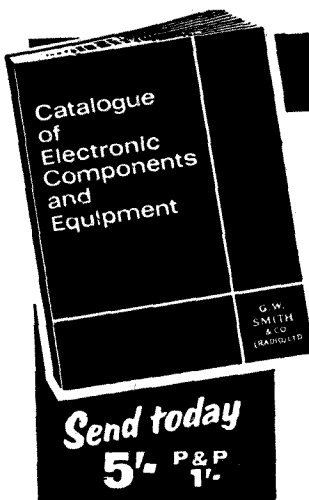
AUTO TRANSFORMERS

0/115/230v. Step up or step down. Fully shrouded. 500 W. £3/10/0, P. & P. 6/6
1,000 W. £5/10/0, P. & P. 7/6
1,500 W. £6/10/0, P. & P. 8/6
3,000 W. £7/10/0 P. & P. 12/6
7,500 W. £15/10/0, P. & P. 20/-.

DUBILIER NITROGEN CONDENSERS. Brand new. 8 mfd. 800v. 8/6, P. & P. 2/-; 2 mfd. 5,000 v. 42/6, P. & P. 5/-.

GARRARD DECKS TWO SPECIAL OFFERS!
Brand new and guaranteed. A70 Mk. II less cartridge £12 12 0 Carr. 7/6
LAB 80 Mk. II less cartridge. £23 10 0 Carr. 7/6

CATALOGUE




- ★ ELECTRONIC COMPONENTS
- ★ TEST EQUIPMENT
- ★ COMMUNICATION EQUIPMENT
- ★ HI-FI EQUIPMENT

We are proud to introduce our first comprehensive catalogue of Electronic Components and Equipment. Over 150 pages, fully illustrated, listing thousands of items, many at bargain prices. Free discount coupons with every catalogue. Everyone in electronics should have a copy. Send for your copy now.

Send today
5/- P&P
1/-

CLEAR PLASTIC PANEL METERS

First grade quality. Moving Coil panel meters, available ex-stock. S.A.E. for illustrated leaflet. Discounts for quantity. Available as follows: Type MR, 38P, 1 21/32in. square fronts.



100-0-100 μ A	32/6	200mA	25/-	100V D.C.	25/-
500-0-500 μ A	25/-	300mA	25/-	150V D.C.	25/-
1-0-1mA	25/-	500mA	25/-	300V D.C.	25/-
1mA	25/-	750mA	25/-	500V D.C.	25/-
2mA	25/-	1A D.C.	25/-	750V D.C.	25/-
5mA	25/-	2A D.C.	25/-	15V A.C.	25/-
10mA	25/-	5A D.C.	25/-	50V A.C.	25/-
20mA	25/-	3V D.C.	25/-	150V A.C.	25/-
50mA	25/-	10V D.C.	25/-	300V A.C.	25/-
100mA	25/-	20V D.C.	25/-	500V A.C.	25/-
500 μ A	27/6	50V D.C.	25/-	'S'Meter 1 mA	29/6
50-0-50 μ A	35/-				

POST EXTRA. Larger sizes available—send for lists


NEW RANGE OF "SEW" EDGEWISE METERS

MODEL PE70. Dimensions 3 17/32 x 1 11/32 x 2 $\frac{1}{2}$ in. deep overall. Available as follows:

50 microamp	57/6	200 microamp	52/6
50-0-50 microamp	55/-	500 microamp	49/6
100 microamp	55/-	1 milliamp	45/-
100-0-100 microamp	52/6	300 volt A.C.	45/-
		VU meter	62/6

Post extra.

LAFAYETTE MODEL HA-500 SSB/AM/CW 80 THROUGH 6 METER RECEIVER



New outstanding Ham Bands only receiver covering the 80/40/20/15/10/6 metre bands. Incorporates 10 valves, product detector, two mechanical filters, S Meter, dual conversion on all bands, crystal calibrator, V.F.O. noise limiter, aerial trimmer, I.F.s 2,608 Mc/s. and 455 Kc/s. Output 8 ohms and 500 ohms. Operations 220/240 volts A.C. Supplied brand new and guaranteed with handbook 42 Gns. Carr. 10/- 100 Kc/s. crystal, 35/-.

TWO-WAY RADIOS

SUPERB QUALITY, BRAND NEW & GUARANTEED


3 TRANSISTORS £6/15/- PAIR. 13 TRANSISTOR 500 MW
4 TRANSISTORS £8/19/6 PAIR. 2-channel 30 Gns. PAIR.
6 TRANSISTOR £8/12/6
6 TRANSISTOR DE-LUXE
LAFAYETTE £12/10/- PAIR.
10 TRANSISTOR £22/10/- PAIR.



POST EXTRA.


UNR-30 4 BAND COMMUNICATION RECEIVER

Covering 550 Kc/s-30 Mc/s. Incorporates variable BFO for CW/SSB reception. Built in speaker and phone jack. Metal cabinet. Operation 220/240v. A.C. Supplied brand new, guaranteed with instructions. £12/10/-. Carr. 7/6.



NEW LAFAYETTE MODEL HA700 AM/CW/SSB AMATEUR COMMUNICATION RECEIVER

8 valves, 5 bands incorporating 2 MECHANICAL FILTERS for exceptional selectivity and sensitivity. Frequency coverage on 5 bands 150-400 Kc/s., 550-1,600 Kc/s. 1.6-4.0 Mc/s. 4.8-14.5 Mc/s., 10-5-30 Mc/s. Circuit incorporates R.F. stage, aerial trimmer, noise limiter, B.F.O. product detector, electrical bandspread, S meter, slide rule dial. Output for phones, low to 2K Ω or speaker 4 or 8 ohms. Operation 220/240 volt A.C. Size 7 $\frac{1}{2}$ in. x 15in. x 10in. Supplied brand new and guaranteed with handbook. 38 GNS. Carr. 10/- S.A.E. for leaflet.

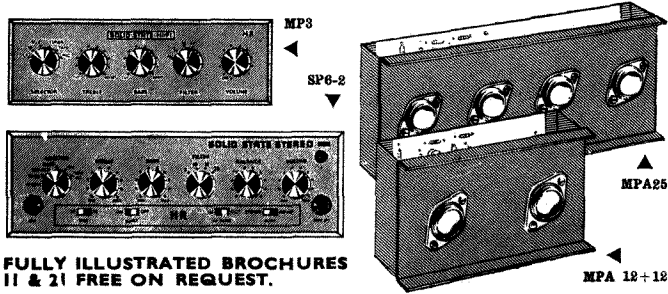


G.W. SMITH & CO (RADIO) LIMITED

Phone: GERRARD 8204/9155
Cables: SMITHEX LESQUARE
3-34 LISLE STREET, LONDON, W.C.2

OPEN
9 a.m. to
6 p.m. every
day Monday
to Saturday.
Trade supplied.

**NEW SOLID STATE HIGH FIDELITY EQUIPMENT
POWER AMPLIFIERS—PRE-AMPLIFIERS
POWER SUPPLIES—BRITISH MADE**



FULLY ILLUSTRATED BROCHURES
11 & 21 FREE ON REQUEST.

We PROUDLY PRESENT THIS RANGE OF AUDIO EQUIPMENT developed from DINSDALE Mk. II—each unit or system will compare favourably with other professional equipment selling at much higher prices.

Brief details are below:—

SYSTEM	COMPRISING	SYSTEM PRICE
★ A	5 watt mono for 3 to 5 ohm speakers	£10.3.0
★ 1	12 watt mono for 3 to 5 ohm speakers.	£13.17.6
★ 2	12 watt mono for 12 to 16 ohm speakers.	£14.12.6
★ 4	24 watt mono two channel for 12 to 16 ohm speakers.	£20.15.0
★ 8	20 watt mono/stereo for 12 to 16 ohm speakers.	£24.0.0
★ 9	24 watt mono/stereo for 3 to 5 ohm speakers.	£26.15.0
★ 14	40 watt mono/stereo for 7½ to 16 ohm speakers.	£29.10.0

VHF FM TUNER



87/105 Mc/s Transistor Superhet. Gearing tuning. Terrific quality and sensitivity. For valve or transistor amplifiers. 4 x 3½ x 2½ in. Complete with dial plate. 5 Mullard Transistors, Plus 4 Diodes. (Cabinet Assembly 20/- extra).


TOTAL COST TO BUILD £6.19.6 P.P. 2/6

FM STEREO DECODER



7 Mullard Transistors. Printed Circuit Design with Stereo Indicator. For use with any valve or transistor FM. Uses pot cores to Mullard design and ger. and silicon transistors. As used by B.B.C. and G.P.O. Complete Kit Price **£5.19.6 P.P. 2/6**

BUILD A QUALITY TAPE RECORDER



using **MARTIN RECORDAKITS**
★ **TWO-TRACK.** Deck £10/10/0. Martin Amplifier, £14/19/6. Cabinet and speaker 7 gns. Complete kits with microphone, 7in. 1,200ft. tape, spare spool. Today's Value £45. **29 gns. P.P. 15/-**
★ **FOUR-TRACK.** Deck £13/10/0. Martin Amplifier £15/19/6. Cabinet and speaker 7 gns. Complete kits with microphone, 7in. 1,200ft. tape, spare spool. Today's Value £50. **32 gns. P.P. 15/-**

MW/LW QUALITY TRANSISTOR RADIO TUNER



Fully tunable superhet with excellent sensitivity and selectivity. Complete with front panel, 9 volt operated. For use with any amplifier or tape recorder. **TO BUILD £3.19.6**

MANUFACTURERS
We wish to Purchase large quantities of **NEW TRANSISTORS & DEVICES**— Please write or phone (01) 723-1008/9, EXTN. 4.

QUARTZ CRYSTALS


1 Mc/s. HC6U sub-min. 20/-
6/12 volt 80C oven Cathodeon 22/6
1 Mc/s. plus 100 kc/s. 3 pin .. 22/6
Send for list of 500 types. 1/- post paid

NUMICATORS

Mullard Z520M with base 22/6
Hivac YN3 wire leads. 15/-
931A photo mult. with base.. 60/-
Z801u Tube 15/-

MAYFAIR PORTABLE ORGAN

BELGRAVIA CONCERT ORGAN details on request **BROCHURE 10**



TOTAL COST 99 gns
Deferred terms available **SEND FOR BROCHURE 9**

★ Fully TRANSISTORISED POLYPHONIC British design.
★ Build this superb Instrument **STAGE BY STAGE** in your own home.
★ A Truly portable instrument for all enthusiasts.
★ Call in for a **DEMONSTRATION**

ORGAN COMPONENTS

We carry a comprehensive stock of organ components for TRANSISTOR AND VALVE FREE PHASE designs: complete details on request.

AUTO-BAN TRANSISTOR CAR RADIO British Made

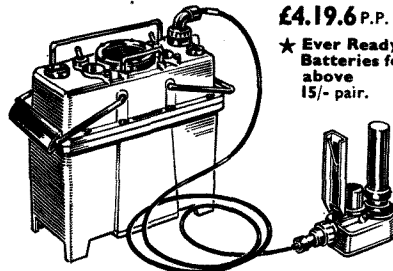
BUY NOW!



6-Transistor MW/LW Car Radio. 12 volt operated. 3 watt output. Push-button wavechange. Supplied built, boxed, ready to use with Speaker and Baffle. Car fixing kit and manufacturers' current guarantee. Special Bargain Offer. Positive or Negative Earth. **LIST PRICE 12 GNS.** De-luxe Push-button version **£9.19.6** £11/10/6. P.P. 4/6. Send for details on our range of Car Radios.

PORTABLE GEIGER COUNTERS FOR MEASUREMENT OF RADIO-ACTIVITY

Supplied complete with instructions, haversack, cables and probe. List price £70. **BRAND NEW.**



£4.19.6 P.P. 10/-
★ Ever Ready Batteries for above 15/- pair.

GARRARD RECORD DECKS



COMPLETE RANGE FROM £5.19.6
SEND FOR ILLUSTRATED BROCHURE

Full details on advertised products free on request.

SALFORD 193A XTAL CHECKER

110/250v A.C. In new condition. **£12.10.0 plus carriage 10/-**

TRANSISTORS SEMICONDUCTORS

SEND FOR NEW 1968 FREE LIST No. 86 of 1,000 TRANSISTOR DEVICES

We have the
★ **LARGEST RANGE—OVER 1000 TYPES**
★ **COMPETITIVE PRICES**
★ **1st GRADE STOCKS**
★ **FULLY GUARANTEED**

24-PAGE ILLUSTRATED BROCHURE LISTING 2,000 DEVICES. Data and circuits including Valve and Quartz Crystal Lists. 1/- post paid.

BUILD THESE PW/PE DESIGNS

I.C. F.M. TUNER (with CA3014) .. 89/6
ANTI-DAZZLE MIRROR 79/6
EXPLORER 24/5/-
with drilled chassis and cabinet
STABILISED POWER SUPPLY. 49/6
PHOTO FLASH SLAVE UNIT .. 42/6
SOLID STATE IGNITION 28/19/6
SWITCHED F.M. TUNER..... 77/6
THYRISTOR POWER CONTROLLER*
Parts LIST and PRICES ON REQUEST*

CATALOGUE

LATEST EDITION 240 PAGES. 6,000 ITEMS. 1,000 ILLUSTRATIONS.

- ★ 20 pages of transistors and semi-conductors devices, Valves and Crystals.
- ★ 150 pages of components and equipment.
- ★ 50 pages of microphones, decks and Hi-Fi equipment.



The most **COMPREHENSIVE—CONCISE—CLEAR COMPONENTS CATALOGUE** in G.T. BRITAIN. Complete with 10/- worth **DISCOUNT VOUCHERS.**

FREE WITH EVERY COPY. Send today 8/6 POST PAID

HENRY'S RADIO LTD.




303 EDGWARE ROAD LONDON, W.2

WE CAN SUPPLY FROM STOCK MOST OF THE PARTS SPECIFIED IN CIRCUITS IN THIS MAGAZINE. SEND LIST FOR QUOTATION.
PHONE 01-723 1008/9
OPEN MON.-SAT. 9 a.m.-6 p.m., THURS. 9 a.m.-1 p.m.

IMMEDIATE DESPATCH

FULL SPARES AND SERVICE AVAILABLE



20 Amp. LT. SUPPLY UNIT

As supplied to Min. of Defence and Crown Agents for overseas Govt. **LATEST DESIGN HEAVY DUTY 12/24 VOLT D.C.**

Output: Adjustable up to **20 AMPS. CONTINUOUS** at 12/24 volts. **FULLY FUSED**, Neon indicator, 0-20 amp. meter. Size 16 x 12 x 20in high, in heavy gauge steel cabinet. Grey Hammer finish—Weight 50 lb. Input: 220/230/240 v. A.C. 50 cycles. **ONLY £32.10.0** Plus 40/- C. & P. G.B. (Inland)

30 Amp. LT. SUPPLY UNIT

UP TO 18 v. D.C. WITH SMOOTH STEPLESS VARIATION

Designed for CONTINUOUS use at max. loading

★ Fitted voltmeter and ammeter. ★ Instantaneous overload cut-out. Input: Mains A.C. Robust construction, 2 tone finish, steel case.

£55.0.0

C. & P. 40/- G.B. (Inland). Entirely suitable for plating plants, Laboratory supplies, etc.

5 AMP. A.C. & D.C. VARIABLE SUPPLY UNIT

Specification: Output: 0-260 v. A.C. 0-240 v. D.C.

★ Smooth stepless voltage variation from 0-Max. ★ Current consistent throughout the controlled range.

★ Ammeter and voltmeter fitted, and neon indicator.


★ Fully fused input and output.

Strong steel case, with carrying handle and rubber feet. 11 x 7 x 14in. high. Made in England.


£30.0.0

C. & P. 40/- Gt. Britain (Inland).

CURRENT PRODUCTION — BUY DIRECT FROM MANUFACTURER



VARIABLE VOLTAGE TRANSFORMERS



Modern styling for modern equipment

'SLIDE-TRANS' & 'SLIDUP' MODELS

Fully rated current consistent at all points along the winding


AVAILABLE ONLY FROM I.M.O.

- ★ SMOOTH CONTINUOUS ADJUSTMENT
- ★ ALL MODELS SHROUDED FOR SAFETY (IDEAL FOR EDUCATIONAL AUTHORITIES)
- ★ BENCH OR PANEL MOUNTING
- ★ UP TO 260v. AVAILABLE FROM ALL MODELS

All models 230v. A.C. 50/60 c.p.s. input

1 Amp.	£5 . 15 . 0
2.5 Amp.	£6 . 17 . 6
5 Amp.	£9 . 19 . 0
8 Amp.	£14 . 15 . 0
10 Amp.	£18 . 10 . 0
12 Amp.	£21 . 10 . 0
20 Amp.	£38 . 10 . 0

C. & P. EXTRA



TRANSISTORISED MEGOHMMETER

★ PUSH BUTTON TO READ

500 v. - 1,000 Megohms. Superb, portable instrument. Supplied c/w batteries, probes and carrying case.

ONLY £25.0.0 C. & P. 7/6.



36 FT. AERIAL MAST

NEW LATEST PATTERN TUBULAR MAST

Check these vital points:

★ Made from 6 x 1 1/2in. Sheradized steel sections, for durability and strength.

★ Extra strong locating base.

★ Top cap fitted with pulley and halyard.

★ 2 sets (8) Rotproof Guys.

★ Rustproofed Steel Picketing Stakes.

ONLY £15.0.0

ex works

Carrr. 20/- Returnable wood case 40/-.

PORTABLE VARIABLE A.C. POWER SUPPLY UNIT

Designed for engineers whose requirements call for a visual indication of volts applied.

OUTPUT: 0-260 v. 1 1/2 amps.

INPUT:


230 v. A.C. 50/60 c.p.s.

Fitted with fuse, voltmeter, safety indicator

on-off switch and lead.

Size 8 x 5 x 5in. high.


PRICE £9.2.6. C. & P. 12/6



CONSTANT VOLTAGE TRANSFORMERS

BEAT WINTER!

AUTOMATIC MAINS STABILISER



ONCE AGAIN WE CAN EXPECT THE USUAL VOLTAGE DROPS DUE TO THE COLD WEATHER

★ No attention **VARIABLE HIGH**
★ No Maintenance **VOLTAGE SAMPLING**
★ No Moving Parts **TESTER**
★ Corrected Wave

Input: 190-250 v. A.C. Output: 240 v. A.C.

Accuracy: ±1%. Capacity: 250 watts.

Maintain "spot-on" test-gear readings at all times

Weight: 21 lb. Fitted signal lamp and switch.

Size: 11 x 6 1/2 x 6in. high.

£12.10.0

C. & P. 20/-

VARIABLE HIGH VOLTAGE SAMPLING TESTER

DIELECTRIC BREAKDOWN TESTER

★ Range: Infinitely variable up to 3,000 volts 0.1 amp.

★ Entirely suitable for continuous testing.

★ Automatic safety cut-out. Input: Mains voltage.

Input and test leads with clips.

Model T30 C. & P. 25/-

£15

LATEST SOLID STATE VARIABLE VOLTAGE CONTROLS

★ COMPLETELY SEALED
★ COMPACT AND COMPLETE

★ PANEL MOUNTING

230 A.C. Input 25-230 volts output

5 amp. model £8

10 amp. model £13/5/-



PORTABLE TRANSISTOR TESTER

SUITABLE FOR PRODUCTION & LABORATORY USE

SPECIFICATION:


Alpha 0.7 to 0.997

Beta 5-300

ICO 0-50µA. 5mA.

Capable of measuring GERMANIUM AND SILICON DIODES.

DESIGNED WITH RESISTANCE SCALE 200 ohms to 1 Megohm as an ADDED FEATURE. Housed in heavy duty plastic case, c/w internal battery.



Only **£6.19.6**
Plus 7/6 C. & P.

I.M.O.
(ELECTRONICS) LTD.

(Dept. W.W.7), 313 Edgware Road, London, W.2.

01-723 2233/4

VAN DAM ELECTRONICS—ROTTERDAM, HOLLAND

Snellemansstraat 11

MOS-FIELD EFFECT TRANSISTORS

3N128	N	20	20	8.0	—	5-30	0.05	100	5,000-12,000	800	5.8/0.2	£1 0 4
3N140	N dualgate	20	20	8.0(8)	—	5-30	1	150	6,000-18,000	300	—	£1 2 2

Thyristors	PIV Volts	If cont A	If peak A	Ig peak A	Pc-G W	Igt mA	Vgt Volts	Iho mA	Price
C106-Y1	30	2	25	0.2	0.1	0.5	0.5-0.8	8	16 10
TIC31	400	4	125	2	5	25	0.25-3.5	25	£2 0 0
2N4441	50	8	80	2	5	30	0.7-1.5	40	19 4
2N4442	200	8	80	2	5	30	0.7-1.5	40	£1 6 9
2N4443	400	8	80	2	5	30	0.7-1.5	40	£1 17 0
2N4444	600	8	80	2	5	30	0.7-1.5	40	£3 15 0
MCR2304-6	400	8	100	2	5	20	0.2-1.5	25	£2 5 3
MCR2305-6	400	8	100	2	5	20	0.2-1.5	25	£2 8 2
Triac's									
40527 no diode	400	2.5	25	0.5	0.15	10	2.2	5	£1 17 0
40430 no diode	400	6	80	1	0.2	20	1.0-2.2	30	£2 5 3
40432 with diode	400	6	100	1	0.2	—	20-40	30	£2 12 5
MAC2-6	400	8	100	2	10	30	0.9-2.0	30	£4 11 7

Trigger diode: MPT32 for Triac types: 40527, 40430 and MAC2-5. 11/4.

Silicon Diodes

	PIV Volts	If cont A	If peak A	Ir mA	Vf Volts	Price
ESK1/10	800	1(0.8)	50	0.1	1.2	3 2
ESK1/02	125	1(0.8)	50	0.1	1.2	3 0
ESK1/06	400	1(0.8)	50	0.1	1.2	3 1
ESK1/12	900	1(0.8)	50	0.1	1.2	3 3
1N4001	50	1(0.7)	30	0.05	1.1	4 8

LINEAR INTEGRATED CIRCUITS

- CA 3000 Differential amplifier, TO-5. Bandwidth 0-30 Mhz. Gain 37 dB/10 Mhz. Max. Output 6, 4 volt peak-peak. Price £3/18/-.
- CA 3012 High Frequency Amplifier, TO-5. Bandwidth 100 Khz-20 Mhz. Gain 55-61 dB/10, 7 Mhz. Price £1/18/-.
- CA 3018 Includes: 2 single transistors, TO-5 1 cascade pair Application = High Frequency Amplifier/Mixer/Oscillator
Gain cascade pair = 1500-3500 Gain single transistor = 30-67. Price £1/19/-.
- CA 3020 Low frequency amplifier Bandwidth 6 Mhz, TO-5. Gain max. 52-58 dB. Sensitivity 35 mV. Output max. 700 mW.
Input Impedance 40 Kohm. Output impedance 65 + 65 ohm (push pull). Price £2/6/6.
- PA 222 Low Frequency Amplifier. Bandwidth 20 Khz (dual in line). Gain typ. 50 dB. Sensitivity 65 mV. Output max 1 Watt.
Input impedance 40-55 Kohm. Output impedance 22 ohm (single ended push pull). Price £2/19/-.
- MC 1429 G Differential amplifier TO-5. Bandwidth 0-250 Khz. Differential gain 45-75 dB. Max. Output swing 5 Volt pp. Price £3/13/-.
- MC 1430 P (dual in line) Differential input, single ended output. Bandwidth 1, 3 Mhz. Gain 75 dB max. Offset Voltage 2-10 mV.
Input impedance 5-15 Kohm. Output Impedance 25-50 ohm. Output voltage max. 2.5 Volt pp. Price £4/13/-.
- uA 702 c TO-5 Differential input, single ended output gain max. 2000-6000. Bandwidth 0-30 Mhz. Price £3/4/3.
- uA 703 TO-5 High Frequency Amplifier, bandwidth 150 Mhz. Gain 36 dB/10, 7 Mhz. Gain 20 dB/100 Mhz. Price £2/16/-.
- MIC 709 c TO-5 Differential amplifier, bandwidth 0-500 Khz. Voltage gain 45,000 typ. Output voltage max. 13 V pp. Price £4/6/-.

DIGITAL INTEGRATED CIRCUITS. (All circuits dual-in-line)

RTL-series (resistor-transistor-logic)

MC 717 P	4 x 2 input gate	£1 3 0
MC 718 P	dual 3-input gate	£1 1 4
MC 719 P	dual 4-input gate	£1 3 0
MC 788 P	dual buffer	£1 9 1
MC 789 P	6 x inverter	£1 6 0
MC 790 P	dual J/K Flip-Flop	£2 3 0
MC 792 P	triple 3-input gate	£1 6 0

DTL-series (diode-transistor-logic)

MC 830 P	dual 4-input gate	£1 13 5
MC 831 P	clocked flip-flop	£3 4 3
MC 832 P	dual buffer	£1 15 6
MC 844 P	dual 4-input gate	£1 15 6
MC 845 P	clocked flip-flop	£3 4 3
MC 846 P	quad 2-input gate	£1 15 6

RTL-series (TO-5 case)

uA 923/926 J-K flip flop	£1 1 5
--------------------------	--------

SPECIAL OFFERS:

Kit: Complete Decade Counter. Max. counting frequency 10 Mhz. Noise immunity 1 Volt or better. Required input: square wave 3.5 Volt. Output 3, 5 Volt. Including Printed Circuit, Integrated Circuits. Diode Matrix, Nixie drivers, Nixie tube with socket. Circuit diagram, mounting schematic, etc. Price £11/2/-.

Silicon Transistors: BC 171 b Vce 45 Volt. Ic 100 mA. Pc 200 mW. Hfe 250-500 Ft. 300 Mhz. Price 2/6

BC 172 c same items except Hfe 470-900. Vce 20 Volt. Price 2/6.

Both types pro 100 pieces. Price £10/15/-.

The noted prices include all taxes etc.

Lasky's Radio

DON'T MISS THIS!

HAVE YOU GOT YOUR COPY OF OUR GREAT "35th Birthday" CATALOGUE? FREE!

Printed in large 16x11in. modern magazine format the "Birthday Pictorial" contains thousands of different items from our vast stocks of Radio, Hi-Fi, TV, Test Gear, Components, Communications and other equipment.

PLUS many bargain offers and prices exclusive to Lasky's

AND in addition every copy of the "Birthday Pictorial" is numbered and automatically enters you in our great "Birthday Draw" with over £100 in Gift Vouchers to be won.

All goods shown in the "Birthday Pictorial" are available over the counter from any of our branches—or by post to any address in the U.K. or overseas—bringing the benefits of shopping at Lasky's to you in your home.

SECOND REPRINT ISSUE NOW AVAILABLE

—just send your name, address and 6d stamp for postage only.
A MUST FOR EVERY ELECTRONICS & HI-FI ENTHUSIAST!




COMMUNICATION RECEIVERS

TWO GREAT NEW TRIO RECEIVERS

MODEL JR-500SE

This high performance receiver is made especially to cover the amateur bands and utilizes a crystal controlled double heterodyne circuit for extra sensitivity and stability. **Brief spec.:** Covers all the amateur bands in 7 separate ranges between 3.5 and 29.7 Mc/s. Circuit uses 7 valves, 2 transistors and 5 diodes plus 8 crystals, output 8 and 500 ohm and 500 ohm phone jack. **Special features:** Crystal controlled oscillator • Variable BFO • VFO • AVC • ANL • 8 meter • SSB-CW • Stand-by switch • Special double gear dial drive with direct reading down to 0 kHz. • Remote control socket for connection to a transmitter. Audio output 1 watt. For use on 115/250 V A.C. Mains. Superb modern styling and control layout—finished in dark grey. Cabinet size 7x13x10in. Weight 18 lb. Fully guaranteed, complete with instruction manual and service data.




Carriage and Packing 12/6.

Lasky's Price £61.19.0

MODEL 9R-59DE

Brief Spec.: 4 band receiver covering 550 Kc/s to 30 Mc/s continuous and electrical band spread on 10, 15, 20, 40 and 80 metres. 8 valve plus 7 diode circuit. 4/8 ohm output and phone jack. **Special features:** SSB-CW • ANL • Variable BFO • 8 meter • Sep. band spread dial • IF frequency 455 Kc/s • audio output 1.5 W • Variable RF and AF gain controls. For use on 115/250 V A.C. Mains. Beautifully designed control layout finished in light grey with dark grey case. Size: 7x15x10in. Weight 19 lb. Fully guaranteed, complete with instruction manual and service data.



Carriage and Packing 12/6.


Lasky's Price £36.15.0

CONSTRUCTORS BARGAINS

THE SKYROVER DE LUXE

7 transistor plus 2 diode superhet, 6 waveband portable receiver covering the full Medium Waveband and Short Waveband 31-94M and also 4 separate switched band spread ranges, 13M, 16M, 19M, and 25M, with Band Spread Tuning for accurate Station Selection. The coil pack and tuning heart is factory assembled, wired and tested. Superhet 470 Kc/s. Mullard Transistors. Uses 4 U2 batteries. 5in. Ceramic Magnet P.M. Speaker, 500 MW Output. Telescopic Aerial and Ferrite Rod Aerial. Tone Circuit in wood cabinet, size 11½x6½x3in. covered with washable material, plastic trim and handle. Car aerial socket fitted.

Can now be built for **£8.19.6** Post 5/- extra.
H.P. Terms: 60/- dep., 11 mths. at 12/9. Total H.P.P. £10/0/3.



Data 2/6. Refunded if you purchase parcel. Four U2 batts. 3/4 extra. All components avail. separately. A simple additional circuit provides coverage of the 1100/1950M. Long Waveband. All necessary components with construction data. **Only 10/- extra. Post Free. This conversion is suitable for receivers already constructed.**

LASKY'S PRECISION PANEL METERS

Made in Japan by HIOKI. Fully guaranteed. Sizes are of front panel. Special quotes for quantities. Add 1/6 post on each.


Type MK-38A	Type MK-45A	Type KR-52	Type KR-65	Type MK-65A
1 1/2in. sq.	2 1/2in. sq.	3 1/2x4 1/2in.	3 1/2x3in.	3in. sq.
1 mA DC ... 29/6	1 mA DC ... 25/-	1 mA DC ... 47/6	1 mA DC ... 36/-	1 mA DC ... 36/-
5 mA DC ... 22/6	5 mA DC ... 25/-	5 mA DC ... 32/6	5 mA DC ... 35/-	5 mA DC ... 35/-
300V DC ... 22/6	300V DC ... 25/-	300 V DC ... 32/6	300 V DC ... 35/-	300 V DC ... 35/-
50µA ... 36/-	500µA ... 25/-	50µA ... 56/-	50µA ... 59/6	500µA ... 37/6
500µA ... 27/6	1 mA S Meter 35/-	100µA ... 47/6	100µA ... 49/6	1 mA S Meter, 37/6
1 mA S Meter 29/6		500µA ... 37/6	500µA ... 42/6	
		1 mA S Meter 39/6	1 mA S Meter 39/6	

TEST EQUIPMENT

TMK Model 500

A compact and reliable instrument designed for use in the production, servicing and maintenance of electronic, radio and T.V. equipment. Measures a wide range of voltages, currents, resistance and audio power. **Specification:** Movement sensitivity 30µA. D.C. volts range: 0-0.25, 1, 2.5, 10, 25, 100, 250, 500, 1,000 volts at 30K OPV. A.C. volts ranges: 0-2.5, 10, 25, 100, 250, 500, 1,000 volts at 15K OPV. dB scale: 6 ranges -20 to +56dB. D.C. current: 0-50µA, 5, 50, 500mA. 12A. Resistance ranges: 0-60K, 6, 60M/c. Test buzzer for continuity testing. Size 6½in. x 3½in. x 2½in.

Lasky's Price £8.17.6 Post Free



Model C-1000 Mili Tester

A really tiny meter with "big" meter performance. **Brief Specification:** Movement sensitivity 400µA; DC volts ranges: 0-10, 50, 250, 1,000 volts, +3% fsd at 1K OPV. AC volts ranges: 0-10, 50, 250, 1,000 volts +4% fsd at 1K OPV. DC current: 0-1, 100 mA. Resistance range: 0-150K ohms. Size 2½in. x 3½in. x 1in.

Lasky's Price 39/6 Post 2/6



TRANSISTOR

SIGNAL

INJECTOR

MODEL C-3003


Self-contained 1½in. dia. 5in. long, with light and test probe. For fault finding in radios, amplifiers, etc. Complete with batteries and extension probe.



Lasky's Price 29/6 Post Free

FIELD STRENGTH METER

Designed for checking the radiation from adjacent transmitter. A sensitive and compact unit that requires no battery or other power supply. Frequency range: 1 to 250 Mc/s. Telescopic aerial extends to 9½ in. In metal case. Size: 3½ x 2½ x 2 in., with 1½in. square meter, also earpiece for audible check. Magnet in base, for attaching the meter to metal shelf, car body, etc.




Lasky's Price 45/- Post 2/6

NEW SPECIALISED TEST GEAR

RF SIGNAL GENERATOR

Model TE-20




A new high quality factory tested and calibrated RF Signal Generator offering a full frequency range cover of 120 Kc/s to 200 Mc/s in 6 bands plus one harmonic band. Dual High/Low RF output terminals provided and separate variable Audio output. Etched circular scale—accuracy ± 2%—read against hair-line on perspex cursor. Power "on" pilot light fitted. **Brief Specification:** Frequency range (6 fundamental bands) A. 120-320 Kc/s, B. 320-1,000 Kc/s, C. 1-3.4 Mc/s, D. 3.2-11 Mc/s, E. 11-36 Mc/s, F. 36-130 Mc/s. Harmonic Band 130-260 Mc/s. Frequency accuracy ± 2%. Output—RF (high) 100,000µV max. RF (low) 100µV max. Audio output 400 c.p.s., 8V approx. (adjustable). Power requirements 105/125 V, 50/60 c/s A.C. Valve line-up: 12BH7A, 6AR5 and selenium rectifier. Strong metal case size: 7x10x5½in., finished in grey crackle with leather carrying handle. Complete with test leads and instruction book.

Lasky's Price £12.10.0 Post 5/-

AUDIO GENERATOR Model TE-22

A new factory tested and calibrated low distortion Sine wave and Square wave Audio Generator suitable for use with most oscilloscopes. **Brief Specification:** Frequency range—Sine wave 20 c/s to 200 Kc/s in 4 switched ranges 20-200 c/s, 200-2 Kc/s, 2 Kc/s-20 Kc/s, 20 Kc/s-200 Kc/s. (Two scales 10-90 and 20-200 on etched circular dial with hair-line cursor) Square wave range 60 c/s to 30 Kc/s, (read on same scales as Sine waves). Frequency response 60 c/s-150 Kc/s ± 1.5 dB. Distortion less than 2%. Output voltage: load impedance 1 M/ohm-7 V. (max.), load impedance 10 K/ohm-5 V. (max.). Variable output amplitude control. Valve line-up: 6BM8, 12AT7, 6X4. Power requirements 105/125 V, or 220/240 V, 50/60 c/s A.C. Strong metal cabinet size 7x10½x5½in., finished in grey crackle with leather carrying handle. Power "on" pilot light fitted. Complete with test leads and instruction book.



Lasky's Price £15.0.0 Post 5/-

VALVE VOLT METER — Model TE-65

An essential item for all service workshops and laboratories. An extremely sophisticated instrument permitting a far more accurate degree of measurement than normal test meters and also compared to any other Peak-Peak VVM at present available. **Brief Specification:** D.C.V. range 0-1.5, 5, 15, 50, 150, 500, 1,500 V. A.C.V. (2 ranges) 0-1.5, 5, 15, 50, 150, 500, 1,500 V. R.M.S., 0-1.4, 4, 14, 40, 140, 400, 1,400, 4,000 V.P.-P. Resistance: ×10, 100-1K-10K-100K-1M-10M (0.2 ohms-1,000 M/ohms). Decibels -10 db to +65 db. Power requirements 105/125 V, 220-240 V, 50/60 c/s A.C. Valve line-up: 12AU7, 6AL5. Strongly made, cabinet size: 8½ x 6 x 5½in. with carrying handle. Complete with standard probe and instruction book.

Lasky's Price £15.0.0 Post 5/-

Branches

207 EDGWARE ROAD, LONDON, W.2 Tel.: 01-723 3271

Open all day Saturday, early closing 1 p.m. Thursday

33 TOTTENHAM CT. RD., LONDON, W.1 Tel.: 01-636 2605

Open all day 9 a.m. - 6 p.m. Monday to Saturday

152/3 FLEET STREET, LONDON, E.C.4 Tel.: FLEet St. 2833

Open all day Thursday, early closing 1 p.m. Saturday

ALL MAIL ORDERS AND CORRESPONDENCE TO: 3-15 CAVELL ST., TOWER HAMLETS, LONDON, E.1 Tel.: 01-790 4821

High Fidelity Audio Centres

42 TOTTENHAM CT. RD., LONDON, W.1 Tel.: 01-580 2573

Open all day Thursday, early closing 1 p.m. Saturday

118 EDGWARE ROAD, LONDON, W.2 Tel.: 01-723 9789

Open all day Saturday, early closing 1 p.m. Thursday


WW-110 FOR FURTHER DETAILS

BARGAIN OPPORTUNITIES FROM



Amplifiers

IN KIT FORM AND COMPLETE
MULLARD
10-10
STEREO



Valve amplifier to exact Mullard spec. With pre-amp, tapped o/p transformer 3 and 15Ω all controls, H.T. and L.T. outlet, mono, stereo and speaker phase switching. Complete with escutcheon, knobs, plugs, etc. Ready built.
£20.0.0
(p. & p. 12/6)
In kit form with chassis, knobs, plugs, etc.
£17.10.0
(p. & p. 12/6)

MULLARD 5-10 MONO

5 valve 10 watt basic amplifier, complete with valves and instructions.
£9.19.6
(p. & p. 7/6)
With passive network and control panel
£11.19.6
(p. & p. 7/6)
2 valve pre-amp and control assembly, complete kit with valves and instructions.
£6.12.6
(p. & p. 6/-)

SPECIAL MULLARD 2+2 PRE-AMP

Stereo pre-amp and control unit. Complete with valves and instructions. S.A.E. brings details. BUILT—13 gns. (P. & P. 7/6).

SHOPPING BY POST

Please send cash with Order or pay C.O.D. Please mention "Wireless World." POSTAGE. Unless stated add 1/- on 1/2 lb. orders, 1/9 on 1lb., 3/6 on 2lb., 5/- on 6lb., 6/6 on 10lb., 8/- on 14lb. Over, 10/6.

SAVE ON THIS FINE 'PEAK-SOUND' STEREO AMP.



AMPLIFIER KIT, £9/10/-
(P. & P. 4/-)
POWER PACK KIT, £2/10/-
(P. & P. 4/-)

14 Transistor Kit builds into superb hi-fi amp. 8W per channel (16W mono) with integrated pre-amp to take high quality ceramic p.u. Unusually easy to build by following the instructions (1/6 purchased separately and refunded when kit is bought). This makes one of the best and most economical stereo transistor amps. we have ever offered. When built the SA 8-8 equals the best in modern styling.

MODERN SLIMLINE WOOD CABINET (p. & p. 5/-) **£2/10/-**
COMPLETE ASSEMBLY, £14/10/- post free if ordered at same time.

NEW "CIR-KIT"

Now incorporates 0.1in. matrix board with improved "Cir-Kit" strip. Easier than ever to use. No drilling necessary. 5ft. spool of "Cir-Kit", 1/2in. or 3/4in., 2/-, "Cir-Kit" Matrix Board, 5in. x 3 1/2in., 4/-; 3 1/2 x 2 1/2in., 2/6; 3 1/2in. x 2in., 1/6.

FREE TAPE WALLETS

With each reel of tape we give you FREE a beautifully made wallet in simulated leather with space for two reels of tape. Professional quality full frequency tape with metallised leader/stop foils.
5 1/2in. reel, 1200ft., 17/6. 5in. reel 900ft., 12/6. 7in. reel 1800ft., 22/6. P. & P. 1/6 per reel, inc. free wallet.

ALL SINCLAIR LINES AS ADVERTISED

FOR ONLY 6d.

You can obtain the latest TRS 8-page printed list of genuine bargains, including many difficult to find items. Send 6d. today to TRS.

7 VALVE AM/FM RG CHASSIS

Powerful high performance instrument for keen enthusiasts. Long, med. and F.M. Permeability tuning on F.M. Large clear dial, A.V.C. good neg. feedback. Magic eye. 3W output. A.C. 220/250 v. Circuit diagrams available. Aligned, tested and ready for use (Carr. and ins. 7/6). S.A.E. brings full details. £13/19/6.

GARRARD UNITS AND PLINTHS

AT KEENEST PRICES—SEE LATEST TRS LIST

LM3000 Record Player with 9T.A. Stereo Cartridge. Brand new as from factory.

AT.60 Mk. II De-luxe Auto-changer, diecast turntable. Less cartridge.

SP.25 De-luxe single record player, diecast turntable. Less cartridge.

Garrard Plinth. Ideal mounting for the Garrard Units offered here. Will readily suit any hi-fi set-up. In fine Teak. Complete with useful soft plastic dust cover. Carriage and pack, 5/-, 75/-.

Garrard clear-view rigid perspex cover, 57/6. (carriage 3/6)

CARTRIDGES

MONO
17/6.
TC8/M crystal, 25/-.
Acos GP 91-1, 19/6.
STEREO
Ronette 105S, 32/-.
Ditto with diamond, 47/6.
DECCA DERAM—diamond stylus. List 94/6. Our price 79/6.

SPECIAL SPEAKERS AND ENCLOSURE OFFER

Owing to demand for our previously advertised £4/15/6d enclosure, it is now offered as an even better bargain as a "Pack Flat" kit which easily assembles to a fine professional looking enclosure. All wood accurately machined. State if for 10in., or 8in. unit. Holes for bass unit and tweeter included.
72/6
Now (Part P. & P. 5/-)

15 OHM UNITS Suitable for above

Goodmans 8in. Axiette	£6 0 0
Goodmans 8in. Twin Axiette	£6 16 0
Goodmans Axiom 10	£7 5 0
W.B. HF.812	£4 12 6
WB HF1012	£5 15 0
E.M.I. 3in. Tweeter 3 or 15Ω	17 6

X-overs from 16/9

At the above prices while stocks last.

TRS RADIO COMPONENT SPECIALISTS

70 BRIGSTOCK RD., THORNTON HEATH, SURREY.

Telephone: THO 2188 Hours 9 a.m.-6 p.m. (1 p.m. Wednesday) Few doors from Thornton Heath Stn. (Southern, Victoria Section)
Established 1946

VALVES SAME DAY SERVICE NEW! TESTED! GUARANTEED!

SETS 1R5, 185, 1T4, 884, 3V4, DAF91, DF91, DK91, DL92, DL94. Set of 4 for 16/9. DAF96, DF96, DK96, DL96 4 for 25/-.

1A7GT 7/6	10F1 9/9	DF96 6/-	EF97 7/6	PCL85 8/3	UCC85 6/6
1HG7 7/6	10P13 10/6	DH77 4/-	EF183 6/6	PCL86 8/6	UCR80 8/3
1N6GT 7/9	12A7 3/9	DH81 12/6	EP184 6/6	PENA4 6/9	UCR42 9/9
1R6 5/6	12A06 4/9	DK32 7/9	EH90 6/6	PEN36C15/-	UCH81 8/6
184 4/9	12A07 4/9	DK91 5/6	EL33 8/9	PF1200 13/-	UCL82 7/6
186 3/9	12AX7 4/9	DK92 9/9	EL34 9/6	PL36 9/6	UCL83 9/9
1T4 2/9	12K8GT 7/6	DK96 7/-	EL41 9/6	PL81 6/9	UF41 10/6
3A5 6/9	20F2 10/6	DL33 6/9	EL84 4/9	PL82 6/6	UF80 7/-
384 4/9	20L1 14/6	DL35 5/-	EL90 5/-	PL83 7/-	UF89 6/9
3V4 5/9	20P1 9/-	DL92 4/9	EL95 5/-	PL84 6/3	UL41 8/3
5U4G 4/6	20P3 14/9	DL94 5/9	EM34 13/9	PL600 13/-	UL44 20/-
5Y4G 8/-	20P4 17/-	DL96 5/9	EM80 5/6	PL604 13/6	UL84 6/6
5Y9GT 5/-	25U4GT11/6	DY86 5/9	EM81 6/9	PX25 10/6	UY41 7/-
5Z4G 7/6	30C1 6/6	EY87 5/9	EM84 6/3	PY32 9/6	UY85 5/9
6J0L2 11/9	30C15 11/6	EABC80 6/6	EM87 7/6	PY33 9/6	VP4B 10/6
6AL5 2/3	30C17 12/6	EAF42 8/6	EY51 7/-	PY80 5/3	VP1321 21/-
6AM6 3/6	30C18 9/-	EB91 2/3	EY86 6/3	PY81 5/3	Z77 8/6
6AQ5 4/9	30C6 12/-	EB93 7/-	EZ40 7/6	PY82 5/3	Transistors
6AT6 4/6	30FL1 12/6	EB94 5/-	EZ41 7/6	PY83 5/9	AC107 10/-
6AU6 5/6	30FL14 12/6	EBF80 6/-	EZ80 4/6	PY88 7/3	AC127 6/-
6BA6 4/6	30L1 5/6	EBF89 5/9	EZ81 4/9	PY800 6/9	AD140 15/6
6BE6 4/3	30L15 14/-	ECC81 3/9	KT61 8/9	PY801 6/9	AF102 18/-
6BQ6G 15/-	30L17 13/-	ECC82 4/9	KT81 15/-	R19 6/6	AF115 6/-
6B36 6/9	30P4 12/-	ECC83 7/-	N78 14/9	R20 12/9	AF116 6/6
6BR7 7/9	30P12 11/-	ECC84 6/3	PC86 9/6	TH21C 9/6	AF117 5/-
6FL 7/9	30P19 12/-	ECC85 4/9	PC88 9/6	U25 11/6	AF118 8/6
6FL3 3/6	30PL1 12/6	ECC86 7/-	PC97 5/6	U26 11/6	AF124 7/6
6FL4 9/-	30PL13 14/6	ECC87 6/9	PC900 7/9	U47 13/6	AF125 7/6
6F23 12/6	30PL14 14/6	ECC88 9/4	PC84 5/9	U49 13/6	AF126 7/-
6K7G 1/6	35L8GT 8/-	ECH35 6/-	PC89 10/6	U52 4/6	AF127 7/-
6K8G 4/3	35W4 4/6	ECH42 10/-	PCC189 9/9	U78 3/6	OC22 9/9
6K8GT 7/6	35Z4GT 4/6	ECH81 5/9	PCF80 6/9	U191 11/-	OC25 9/6
6L18 8/6	6063 12/6	ECH84 6/6	PCF82 6/-	U301 13/6	OC26 5/-
6V6G 3/6	AZ31 9/-	ECL80 7/3	PCF86 9/9	U801 18/-	OC44 3/9
6V8GT 6/6	DC90 4/9	ECL82 6/9	PCF89 11/6	UABC80 6/3	OC45 3/3
6X4 3/6	B729 12/6	ECL86 8/3	PCF801 7/9	UAF42 7/9	OC71 3/6
6X5GT 5/9	CCH35 9/-	EF39 3/9	PCF802 9/6	UB41 6/6	OC72 4/9
7B6 10/9	DAC32 7/3	EF41 9/6	PCF805 9/-	UBC41 7/9	OC75 5/9
7B7 7/9	DAF91 3/9	EF80 4/9	PCF806 11/6	UBF80 6/-	OC81 3/6
7C5 15/6	DAF96 8/-	EF85 5/6	PCF808 12/6	UBF89 6/9	OC81D 3/6
7C6 9/9	DC96 4/9	EF86 6/3	PCL82 7/3	UCB21 9/-	OC82 3/6
7H7 5/6	DF33 7/9	EF89 5/3	PCL83 9/-	UC92 5/-	OC82D 5/-
7Y4 6/6	DF91 2/9	EF91 3/6	PCL84 7/6	UCC84 7/9	OC170 5/-

READERS RADIO


85 Torquay Gardens, Redbridge, Ilford, Essex. 01-550 7441

Postage on 1 valve 9d. extra. On 2 valves or more, postage 6d. per valve extra. Any parcel Insured against Damage in Transit 6d. extra.

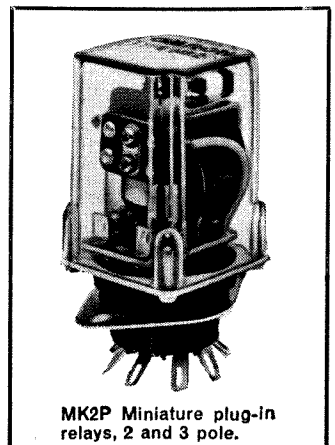
KEYSWITCH RELAYS

vive la difference—
vive le keyswitch

It's just a little difference, but it means a lot! With Keyswitch relays, the extra attention given to details, the stringent testing at every stage of manufacture means you can be that little bit more sure of the outcome. Relays to BPO 3000 specification—miniature or sub-miniature relays (all from stock)—it's the same difference. Get to know Keyswitch relays, you'll find you can trust them.



Type P33 plug-in version of the Keyswitch BPO 3000 Type Relay.




MK2P Miniature plug-in relays, 2 and 3 pole.

always to price Δ always to specification Δ always on time

KEYSWITCH RELAYS LTD CRICKLEWOOD LANE LONDON NW2 Telephone: 01-452 3344 Telex 262754

WW-111 FOR FURTHER DETAILS

OUTSTANDING SINCLAIR DESIGNS FOR THE ECONOMY MINDED



A BRILLIANTLY EFFICIENT LOUDSPEAKER

When Sinclair Radionics decided to design and manufacture a new loudspeaker, it was required from the start that its performance should be worthy of to-day's best high fidelity standards and be so reasonably priced that the greatest numbers could afford it. By using ultra-low resonant materials to form its acoustically contoured housing, outstandingly brilliant performance resulted. Furthermore, the unusual form of the Q.14 meant it could be used as a free-standing shelf speaker, as a wall-corner sound radiator or flush mounted singly or in multiple units on a flat surface such as a wall. The correctness of the design of the Q.14 has amply proven itself since within a few months of its introduction, it is already amongst the four most demanded loudspeakers irrespective of price. Independent laboratory tests have already shown that the Q.14 has amazingly good performance characteristics. As a judge of good sound yourself, your ear will confirm this instantly. At its price, there is nothing to stop you changing to Sinclair at once.

- **RESPONSE**—Exceptionally smooth from 60 to 16,000
- **MAXIMUM LOADING**—In excess of 14 watts.
- **IMPEDANCE**—15 ohms.
- **SIZE AND FINISH**—9½in. square × 4½in. deep. Matt black with solid aluminium bar embellishment.
- **ALL-BRITISH MANUFACTURE**

Tested and guaranteed in fitted carton. (Your money and postage refunded if not satisfied).

£6.19.6

SINCLAIR MICROMATIC



the
smallest
radio
in the
world

PLAYS
ANYWHERE

As easy to take with you as the wrist watch you wear. The Micromatic is amazingly powerful and better than ever in quality now that its output feeds to the hi-fi quality magnetic earpiece supplied with it. It tunes over the medium wave band to bring in RADIO 1 and many other stations to make it the best of all personal radios ever. This smaller-than-a-matchbox radio is in a tiny black case with aluminium front panel and matching slow-motion tuning control. Very easy to build, or available ready built.

Complete kit with ear piece, instructions, etc. **49/6** Ready built with earpiece. **59/6**
MALLORY MERCURY CELL RM.675 (2 required) each 2/9.

YOUR SINCLAIR GUARANTEE

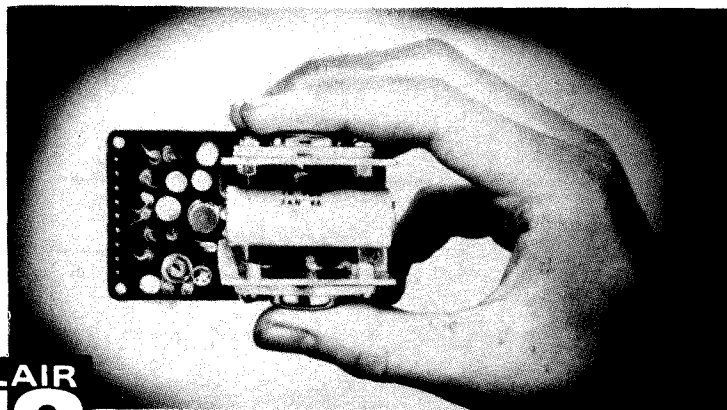
Should you not be completely satisfied with your purchase when you receive it from us, your money will be refunded in full at once and without question. **FULL SERVICE FACILITIES AVAILABLE TO ALL SINCLAIR PURCHASERS.**

If you prefer not to cut this page, please quote WW368 when writing your order.

SINCLAIR RADIONICS LIMITED
22 NEWMARKET RD., CAMBRIDGE
Tel: OCA3 52996

sinclair

IDEAL FOR
BATTERY
OPERATION




**SINCLAIR
Z.12**

COMBINED 12 WATT HI-FI AMP & PRE-AMP

No contractor's transistor amplifier has ever achieved such success as the Sinclair Z.12. It favours the user in so many ways—with fantastic power-to-size ratio, with far greater adaptability, with freedom to operate it from batteries or mains power supply unit (the new PZ.4 is ideal for this) and with the opportunity to obtain superb stereo reproduction for very little outlay. Countless thousands of Z.12s are in use throughout the world in hi-fi installations, electronic guitars and organs, P.A. installations, intercom, systems etc. This true 12-watt amplifier is supplied ready built, tested and guaranteed together with the Z.12 manual which details a number of control circuits enabling you to match the Z.12 to your precise requirements. For complete listening satisfaction, use your Z.12 system with Q.14 loudspeakers. It assures superb quality with substantial saving in outlay.

Built, tested and guaranteed.

89/6



SINCLAIR STEREO 25

De luxe pre-amp/control unit for Z.12 or other stereo systems. Brushed and polished aluminium front panel 6½in. × 2½in. Ready built.

£9.19.6

PZ4 STABILISED HEAVY DUTY POWER UNIT

Designed specially for Z.12 assemblies. 18 V. D.C. at 1.5 amps. A.C. mains.

89/6

To: SINCLAIR RADIONICS LTD., 22 NEWMARKET ROAD, CAMBRIDGE

Please send **POST FREE**

NAME

ADDRESS


For which I enclose cash/cheque/money order.

W.W.368

WW-112 FOR FURTHER DETAILS

NEW FROM

OLSON



**INSTRUMENT
CASES
AND
CHASSIS**

27

**SIZES AND STYLES
AVAILABLE FROM STOCK**

WE ALSO PROVIDE ADDITIONAL SERVICE FOR THE ELECTRONIC INDUSTRY WITH SHEETMETAL WORK ENGRAVING COIL WINDING, ASSEMBLY AND WIRING OF ELECTRONIC EQUIPMENT PROTOTYPES OR PRODUCTION RUNS.

**OLSON ELECTRONICS LTD., FACTORY NO.8
5-7 LONG ST. LONDON E2. TEL: 01-739-2343**

WW-113 FOR FURTHER DETAILS

transistor television receivers

T. D. Towers, M.B.E., M.A., B.Sc., M.I.E.E.
A.M.I.E.R.E.

This book covers virtually every aspect of transistors in television receivers, with examples drawn from the United Kingdom, U.S.A., France, Germany, Russia and Japan. Although transistor sets may never entirely displace valve operated, mains-driven, large screen sets, for personal-portable sets the transistor has no rival.

194 pp. 188 illustrations. 55s net 56s 3d by post.

'For the designer, and the interested serviceman, this is a book packed with information.'

RADIO AND ELECTRICAL RETAILING

'He (the author) has done the job so thoroughly that his book—the first in the field—is likely to remain first in the field for quite a while.'

MUSIC TRADES REVIEW

... gives the reader a clear perspective of the subject and provides an important chapter on servicing methods.'

ELECTRICAL AND RADIO TRADING

available from leading booksellers

ILIFFE BOOKS LTD

Dorset House, Stamford St., London, S.E.1.


All overseas enquiries & orders please address to:

COLOMOR (ELECTRONICS) LTD.

170 Goldhawk Rd., London, W.12.

Tel. (01) 743 0899

MARCONI SIGNAL GENERATOR TYPE TF 801B/3/S



Frequency range 12-485 Mc/s in five ranges. Directly calibrated frequency dial. Output waveform: C.W. sine wave A.M., pulse A.M. (from ext. source only). Internal modulation frequency 1,000 c/s. Output: a, normal—continuously variable directly calibrated from 0.1 μ v-0.5 v.; b, high—up to 1 v. modulated for 2 v. unmodulated, output impedance 50 ohms. Fine frequency tuning control, carrier on/off switch, built-in crystal calibration for 2 Mc/s and 10 Mc/s. Stabilised voltage supply. In excellent "as new" condition. Laboratory checked and guaranteed. £115. Carr. 30/- including necessary connectors, plugs and instruction manual.

MARCONI SIGNAL GENERATOR TF 801A/1. 10-300 Mc/s. in 4 bands. Internal at 400 c/s. 1 kc/s. External 50 c/s to 10 kc/s. Output 0-100 db below 200 mV from 75 ohms source. Completely new with accessories and instruction book. £85. P. & P. 20/-.

MARCONI SIGNAL GENERATOR TYPE TF 144G. 85 kc/s.-25 Mc/s. Excellent laboratory tested condition, with all necessary accessories with instruction manual, £45. P. & P. 15/-.

SIGNAL GENERATOR PORTABLE TS 13/AP. with self-contained wavemeter and power monitor. Freq. 9305-9445 Mc/s. Peak power output, C.W. pulsed 50 μ W per $\frac{1}{2}$ F.S.D. Pulsing 1-2 μ sec. wide, delay 5,200 μ sec. PRR 350-4,000 c/s. £50. P. & P. 20/-.


BC 221 FREQUENCY METERS. 125-20,000 kc/s. Accuracy 0.01%. Complete with individual Calibration book. In brand new condition with headphones and instruction book. £45. P. & P. 20/- Mains P.S.U. for above, £11/10/-. Carriage 5/-.

TEST SET TS 12AP STANDING WAVE INDICATOR EQUIPMENT. Used for testing 3 cm. circuit components. Should be used with a suitable signal source such as above described TS 13 Signal Generator. £25. P. & P. 10/-.

MARCONI VIDEO OSCILLATOR TF 885A. Sine wave output 25 c/s to 5 Mc/s in 2 bands, Squarewave output 50 c/s to 150 c/s in 2 bands. Freq. accur. $\pm 2\%$ ± 2 c/s. Power supply 100/125/200/250 v. A.C. £75. Carriage 40/-.

SIGNAL GENERATOR TYPE TS 418. Signal frequency 400-1,000 Mc/s. direct calibration. Pulse rate 40-400 c (X1 or X10), pulse delay variable, less than 3 μ sec. to more than 300 μ sec. Pulse width variable less than 1 μ sec. to more than 10 μ sec. Polarity—internal or external sources, positive or negative pulses. AM & CW. Output attenuator 0.2 μ v to 200mV continuously variable. In fully tested condition, £150. Carriage paid.

BOONTON STANDARD SIGNAL GENERATOR MODEL 80. Frequency 2-400 Mc/s. in 6 ranges. AM., 400 and 1,000 c/s. and external modulation. Provision for pulse modulation. Piston type attenuator 0.1 μ -100 mV separate meter for modulation level and carrier level. Precision flywheel tuning. 117 v. A.C. input. With instruction manual, £95. Carriage 30/-.



PRECISION VHF FREQUENCY METER TYPE 183. 20-300 Mc/s with accuracy 0.03% and 300-1,000 Mc/s with accuracy 0.3%. Additional band on harmonics 5.0-6.25 Mc/s with accuracy $\pm 2 \times 10^{-4}$. Incorporating calibrating quartz 100 kc/s $\pm 5 \times 10^{-6}$ 120/220 v. A.C. mains. £85. Carriage £2.

UHF OSCILLATOR TF 924/1 TOGETHER WITH P.S.U. TM 4230. 2,100-3,750 mc/s. (14.28-8.00 c/ms.) Klystron Oscillator with automatic tracking. Output power 10-50 mw Reflector modulation can be applied. £210. Carriage paid.

PHASE MONITOR ME-63/U. Manufactured recently by Control Electronics Inc. Measures directly and displays on a panel meter the phase angle between two applied audio frequency signals within the range from 20-20,000 c.p.s. to an accuracy of $\pm 1.0^\circ$. Input signals can be sinusoidal or non-sinusoidal between 2 and 30 v. peak. In excellent condition together with hand-book and necessary connector. £45. Carriage 30/-.

V.H.F. CIRCUIT MAGNIFICATION METER TYPE TF 886B. Apart from directly reading Q in the range 20-260 mc/s (in 4 bands) this instrument may be used for indirectly measuring induction of coils, phase defects of capacitors, dielectric losses, etc. by resonance methods. Magnification ranges 5-50; 50-500; 200-1,200. Test Circuit Capacitor 7.5 to 100pF calibrated in 1pF divisions, with 2pF interpolating dial calibrated in 0.2pF divisions. Power supply 200 to 250 v. and 100 to 150 v. £90. Carriage 30/-.

NOISE GENERATOR MARCONI TYPE TF 1106. The TF 1106 provides standard noise outputs for determining the noise factor of A.M. & F.M. receivers at any frequency from 1 to 200 mc/s. It is calibrated directly in noise factor, making measurements a routine operation. Noise output calibration 0-30 in four ranges. Accuracy ± 0.5 dB. Frequency range 1-200 mc/s. Output impedance 52 or 71 ohms. Power supply 100-125 v. or 200-250 v. £55.

AVO VALVE TESTER, with instruction book, £35. Carriage 30/-.

END OF RANGE ITEMS Offered at special low prices as only a few left, all are in fully tested guaranteed condition.

VALVE VOLTMETER TS 428B/1. £10/10/-.

P. C. RADIO LTD.
170 GOLDHAWK ROAD, W.12
SHEPHERD'S BUSH 4946

VALVES



THE VALVE WITH A GUARANTEE


AC/HL 6/-	EC91 3/-
AL60 5/-	EC93 12/-
AR 5/-	EC94 4/-
AR3 3/-	EC95 4/3
ARF12 9/6	EC96 5/3
ART1 6/-	EC97 6/3
ATP4 2/6	EC98 5/4
AZ31 10/6	EC99 7/-
BD78 40/-	EC99A 2/6
BL63 10/-	EC100 9/9
BT35 15/-	EC101 7/6
BT45 150/-	EC102 7/6
BT85 10/-	EC103 11/-
CV102 1/-	EC104 10/6
CV103 4/-	EC105 5/9
CY316	EC106 8/6
(matched pairs) 150/-	EC107 8/6
CV181	EC108 10/9
(single) 50/-	EC109 9/3
CY31 7/6	EC110 3/6
D41 3/3	EF24 8/-
D77 8/-	EF39 6/-
DA100 8/6	EF40 5/3
DAF96 6/-	EF41 10/-
DD41 4/-	EF40 4/6
DET20 2/-	EF80 5/3
DET25 10/-	EF85 7/6
DF91 3/-	EF86 6/9
DF92 2/6	EF89 6/9
DF93 7/8	EF91 5/-
DK92 9/6	EF92 2/6
DK96 7/8	EF95 5/9
DL63 8/-	EF138 7/-
DL92 4/-	EF184 6/-
DL93 4/-	EH90 7/6
DL94 8/6	EL31 15/-
DL96 8/6	EL32 3/9
DL810 9/6	EL34 11/-
EY86 6/9	EL35 5/-
EY87 7/-	EL38 17/6
EY88 18/-	EL41 9/3
EY89 8/-	EL42 11/-
EY90 10/-	EL50 8/-
EY92 5/-	EL51 7/-
EY93 10/-	EL54 4/9
EY94 18/-	EL55 8/6
EY95 2/6	EL56 2/6
EY96 8/6	EL57 2/6
EY97 8/6	EL58 2/6
EY98 8/6	EL59 2/6
EY99 8/6	EL60 2/6
EY100 8/6	EL61 2/6
EY101 8/6	EL62 2/6
EY102 8/6	EL63 2/6
EY103 8/6	EL64 2/6
EY104 8/6	EL65 2/6
EY105 8/6	EL66 2/6
EY106 8/6	EL67 2/6
EY107 8/6	EL68 2/6
EY108 8/6	EL69 2/6
EY109 8/6	EL70 2/6
EY110 8/6	EL71 2/6
EY111 8/6	EL72 2/6
EY112 8/6	EL73 2/6
EY113 8/6	EL74 2/6
EY114 8/6	EL75 2/6
EY115 8/6	EL76 2/6
EY116 8/6	EL77 2/6
EY117 8/6	EL78 2/6
EY118 8/6	EL79 2/6
EY119 8/6	EL80 2/6
EY120 8/6	EL81 2/6
EY121 8/6	EL82 2/6
EY122 8/6	EL83 2/6
EY123 8/6	EL84 2/6
EY124 8/6	EL85 2/6
EY125 8/6	EL86 2/6
EY126 8/6	EL87 2/6
EY127 8/6	EL88 2/6
EY128 8/6	EL89 2/6
EY129 8/6	EL90 2/6
EY130 8/6	EL91 2/6
EY131 8/6	EL92 2/6
EY132 8/6	EL93 2/6
EY133 8/6	EL94 2/6
EY134 8/6	EL95 2/6
EY135 8/6	EL96 2/6
EY136 8/6	EL97 2/6
EY137 8/6	EL98 2/6
EY138 8/6	EL99 2/6
EY139 8/6	EL100 2/6
EY140 8/6	EL101 2/6
EY141 8/6	EL102 2/6
EY142 8/6	EL103 2/6
EY143 8/6	EL104 2/6
EY144 8/6	EL105 2/6
EY145 8/6	EL106 2/6
EY146 8/6	EL107 2/6
EY147 8/6	EL108 2/6
EY148 8/6	EL109 2/6
EY149 8/6	EL110 2/6
EY150 8/6	EL111 2/6
EY151 8/6	EL112 2/6
EY152 8/6	EL113 2/6
EY153 8/6	EL114 2/6
EY154 8/6	EL115 2/6
EY155 8/6	EL116 2/6
EY156 8/6	EL117 2/6
EY157 8/6	EL118 2/6
EY158 8/6	EL119 2/6
EY159 8/6	EL120 2/6
EY160 8/6	EL121 2/6
EY161 8/6	EL122 2/6
EY162 8/6	EL123 2/6
EY163 8/6	EL124 2/6
EY164 8/6	EL125 2/6
EY165 8/6	EL126 2/6
EY166 8/6	EL127 2/6
EY167 8/6	EL128 2/6
EY168 8/6	EL129 2/6
EY169 8/6	EL130 2/6
EY170 8/6	EL131 2/6
EY171 8/6	EL132 2/6
EY172 8/6	EL133 2/6
EY173 8/6	EL134 2/6
EY174 8/6	EL135 2/6
EY175 8/6	EL136 2/6
EY176 8/6	EL137 2/6
EY177 8/6	EL138 2/6
EY178 8/6	EL139 2/6
EY179 8/6	EL140 2/6
EY180 8/6	EL141 2/6
EY181 8/6	EL142 2/6
EY182 8/6	EL143 2/6
EY183 8/6	EL144 2/6
EY184 8/6	EL145 2/6
EY185 8/6	EL146 2/6
EY186 8/6	EL147 2/6
EY187 8/6	EL148 2/6
EY188 8/6	EL149 2/6
EY189 8/6	EL150 2/6
EY190 8/6	EL151 2/6
EY191 8/6	EL152 2/6
EY192 8/6	EL153 2/6
EY193 8/6	EL154 2/6
EY194 8/6	EL155 2/6
EY195 8/6	EL156 2/6
EY196 8/6	EL157 2/6
EY197 8/6	EL158 2/6
EY198 8/6	EL159 2/6
EY199 8/6	EL160 2/6
EY200 8/6	EL161 2/6
EY201 8/6	EL162 2/6
EY202 8/6	EL163 2/6
EY203 8/6	EL164 2/6
EY204 8/6	EL165 2/6
EY205 8/6	EL166 2/6
EY206 8/6	EL167 2/6
EY207 8/6	EL168 2/6
EY208 8/6	EL169 2/6
EY209 8/6	EL170 2/6
EY210 8/6	EL171 2/6
EY211 8/6	EL172 2/6
EY212 8/6	EL173 2/6
EY213 8/6	EL174 2/6
EY214 8/6	EL175 2/6
EY215 8/6	EL176 2/6
EY216 8/6	EL177 2/6
EY217 8/6	EL178 2/6
EY218 8/6	EL179 2/6
EY219 8/6	EL180 2/6
EY220 8/6	EL181 2/6
EY221 8/6	EL182 2/6
EY222 8/6	EL183 2/6
EY223 8/6	EL184 2/6
EY224 8/6	EL185 2/6
EY225 8/6	EL186 2/6
EY226 8/6	EL187 2/6
EY227 8/6	EL188 2/6
EY228 8/6	EL189 2/6
EY229 8/6	EL190 2/6
EY230 8/6	EL191 2/6
EY231 8/6	EL192 2/6
EY232 8/6	EL193 2/6
EY233 8/6	EL194 2/6
EY234 8/6	EL195 2/6
EY235 8/6	EL196 2/6
EY236 8/6	EL197 2/6
EY237 8/6	EL198 2/6
EY238 8/6	EL199 2/6
EY239 8/6	EL200 2/6
EY240 8/6	EL201 2/6
EY241 8/6	EL202 2/6
EY242 8/6	EL203 2/6
EY243 8/6	EL204 2/6
EY244 8/6	EL205 2/6
EY245 8/6	EL206 2/6
EY246 8/6	EL207 2/6
EY247 8/6	EL208 2/6
EY248 8/6	EL209 2/6
EY249 8/6	EL210 2/6
EY250 8/6	EL211 2/6
EY251 8/6	EL212 2/6
EY252 8/6	EL213 2/6
EY253 8/6	EL214 2/6
EY254 8/6	EL215 2/6
EY255 8/6	EL216 2/6
EY256 8/6	EL217 2/6
EY257 8/6	EL218 2/6
EY258 8/6	EL219 2/6
EY259 8/6	EL220 2/6
EY260 8/6	EL221 2/6
EY261 8/6	EL222 2/6
EY262 8/6	EL223 2/6
EY263 8/6	EL224 2/6
EY264 8/6	EL225 2/6
EY265 8/6	EL226 2/6
EY266 8/6	EL227 2/6
EY267 8/6	EL228 2/6
EY268 8/6	EL229 2/6
EY269 8/6	EL230 2/6
EY270 8/6	EL231 2/6
EY271 8/6	EL232 2/6
EY272 8/6	EL233 2/6
EY273 8/6	EL234 2/6
EY274 8/6	EL235 2/6
EY275 8/6	EL236 2/6
EY276 8/6	EL237 2/6
EY277 8/6	EL238 2/6
EY278 8/6	EL239 2/6
EY279 8/6	EL240 2/6
EY280 8/6	EL241 2/6
EY281 8/6	EL242 2/6
EY282 8/6	EL243 2/6
EY283 8/6	EL244 2/6
EY284 8/6	EL245 2/6
EY285 8/6	EL246 2/6
EY286 8/6	EL247 2/6
EY287 8/6	EL248 2/6
EY288 8/6	EL249 2/6
EY289 8/6	EL250 2/6
EY290 8/6	EL251 2/6
EY291 8/6	EL252 2/6
EY292 8/6	EL253 2/6
EY293 8/6	EL254 2/6
EY294 8/6	EL255 2/6
EY295 8/6	EL256 2/6
EY296 8/6	EL257 2/6
EY297 8/6	EL258 2/6
EY298 8/6	EL259 2/6
EY299 8/6	EL260 2/6
EY300 8/6	EL261 2/6
EY301 8/6	EL262 2/6
EY302 8/6	EL263 2/6
EY303 8/6	EL264 2/6
EY304 8/6	EL265 2/6
EY305 8/6	EL266 2/6
EY306 8/6	EL267 2/6
EY307 8/6	EL268 2/6
EY308 8/6	EL269 2/6
EY309 8/6	EL270 2/6
EY310 8/6	EL271 2/6
EY311 8/6	EL272 2/6
EY312 8/6	EL273 2/6
EY313 8/6	EL274 2/6
EY314 8/6	EL275 2/6
EY315 8/6	EL276 2/6
EY316 8/6	EL277 2/6
EY317 8/6	EL278 2/6
EY318 8/6	EL279 2/6
EY319 8/6	EL280 2/6
EY320 8/6	EL281 2/6
EY321 8/6	EL282 2/6
EY322 8/6	EL283 2/6
EY323 8/6	EL284 2/6
EY324 8/6	EL285 2/6
EY325 8/6	EL286 2/6
EY326 8/6	EL287 2/6
EY327 8/6	EL288 2/6
EY328 8/6	EL289 2/6
EY329 8/6	EL290 2/6
EY330 8/6	EL291 2/6
EY331 8/6	EL292 2/6
EY332 8/6	EL293 2/6
EY333 8/6	EL294 2/6
EY334 8/6	EL295 2/6
EY335 8/6	EL296 2/6
EY336 8/6	EL297 2/6
EY337 8/6	EL298 2/6
EY338 8/6	EL299 2/6
EY339 8/6	EL300 2/6
EY340 8/6	EL301 2/6
EY341 8/6	EL302 2/6
EY342 8/6	EL303 2/6
EY343 8/6	EL304 2/6
EY344 8/6	EL305 2/6
EY345 8/6	EL306 2/6
EY346 8/6	EL307 2/6
EY347 8/6	EL308 2/6
EY348 8/6	EL309 2/6
EY349 8/6	EL310 2/6
EY350 8/6	EL311 2/6
EY351 8/6	EL312 2/6
EY352 8/6	EL313 2/6
EY353 8/6	EL314 2/6
EY354 8/6	EL315 2/6
EY355 8/6	EL316 2/6
EY356 8/6	EL317 2/6
EY357 8/6	EL318 2/6
EY358 8/6	EL319 2/6
EY359 8/6	EL320 2/6
EY360 8/6	EL321 2/6
EY361 8/6	EL322 2/6
EY362 8/6	EL323 2/6
EY363 8/6	EL324 2/6
EY364 8/6	EL325 2/6
EY365 8/6	EL326 2/6
EY366 8/6	EL327 2/6
EY367 8/6	EL328 2/6
EY368 8/6	EL329 2/6
EY369 8/6	EL330 2/6
EY370 8/6	EL331 2/6
EY371 8/6	EL332 2/6
EY372 8/6	EL333 2/6
EY373 8/6	EL334 2/6
EY374 8/6	EL335 2/6
EY375 8/6	EL336 2/6
EY376 8/6	EL337 2/6
EY377 8/6	EL338 2/6
EY378 8/6	EL339 2/6
EY379 8/6	EL340 2/6
EY380 8/6	EL341 2/6
EY381 8/6	EL342 2/6
EY382 8/6	EL343 2/6
EY383 8/6	EL344 2/6
EY384 8/6	EL345 2/6
EY385 8/6	EL346 2/6
EY386 8/6	EL347 2/6
EY387 8/6	EL348 2/6
EY388 8/6	EL349 2/6
EY389 8/6	EL350 2/6
EY390 8/6	EL351 2/6
EY391 8/6	EL352 2/6
EY392 8/6	EL353 2/6
EY393 8/6	EL354 2/6
EY394 8/6	EL355 2/6
EY395 8/6	EL356 2/6
EY396 8/6	EL357 2/6
EY397 8/6	EL358 2/6
EY398 8/6	EL359 2/6
EY399 8/6	EL360 2/6
EY400 8/6	EL361 2/6
EY401 8/6	EL362 2/6
EY402 8/6	EL363 2/6
EY403 8/6	EL364 2/6
EY404 8/6	EL365 2/6
EY405 8/6	EL366 2/6
EY406 8/6	EL367 2/6
EY407 8/6	EL368 2/6
EY408 8/6	EL369 2/6
EY409 8/6	EL370 2/6
EY410 8/6	EL371 2/6
EY411 8/6	EL372 2/6
EY412 8/6	EL373 2/6
EY413 8/6	EL374 2/6
EY414 8/6	EL375 2/6
EY415 8/6	EL376 2/6
EY416 8/6	EL377 2/6
EY417 8/6	EL378 2/6
EY418 8/6	EL379 2/6
EY419 8/6	EL380 2/6
EY420 8/6	EL381 2/6
EY421 8/6	EL382 2/6
EY422 8/6	EL383 2/6
EY423 8/6	EL384 2/6
EY424 8/6	EL385 2/6
EY425 8/6	EL386 2/6
EY426 8/6	EL387 2/6
EY427 8/6	EL388 2/6
EY428 8/6	EL389 2/6
EY429 8/6	EL390 2/6
EY430 8/6	EL391 2/6
EY431 8/6	EL392 2/6
EY432 8/6	EL393 2/6
EY433 8/6	EL394 2/6
EY434 8/6	EL395 2/6
EY435 8/6	EL396 2/6
EY436 8/6	EL397 2/6
EY437 8/6	EL398 2/6
EY438 8/6	EL399 2/6
EY439 8/6	EL400 2/6
EY440 8/6	EL401 2/6
EY441 8/6	EL402 2/6
EY442 8/6	EL403 2/6
EY443 8/6	EL404 2/6
EY444 8/6	EL405 2/6
EY445 8/6	EL406 2/6
EY446 8/6	EL407 2/6
EY447 8/6	EL408 2/6
EY448 8/6</	



AERO SERVICES LTD



PEN RECORDERS



Elliot portable recording milliammeters. As D.C. recorder: 1 mA. FSD. Movement resistance 1200 Ω.

As A.C. current or voltage recorder: Movement resistance at 50 c/s. 1800 Ω. Sensitivity 1 mA. A.C. FSD.

As decibel meter: source impedance 600 Ω. Range +5 to -10 dB. Frequency response 50 c/s. to 15 kc/s.

Chart drive: 230 v. A.C. at 1 in. and 6 in. per hour. Movement is fitted with "high" and "low" alarm contacts which can be set for any value of the current.

Strip chart 3 1/2 in. wide. Curvilinear trace
PRICE £40

Packing and carriage 15/-

RECORD PORTABLE RECORDING MILLIAMMETERS

These are similar to the above but are somewhat smaller and lighter, and D.C. resistance of the movement is 400 Ω. Other details as above. PRICE £42 10

Packing and carriage 15/-
These are also available as decibel meters. Type 19A/C.T.A. Range +30/-34B 6 + with current of 500 μA at 0 dB. Movement resistance 1900 Ω £45

MICROWAVE DIODES

Cartridge Type

3000 mc/s.: 1N21, 4/-; 1N21B, 6/-; 1N28, 20/-.
6,000 mc/s.: CS2A, 5/-; CV101, 5/-; CV102, 5/-; CV291, 12/-.
9,375 mc/s.: 1N23, 4/-; 1N23A, 4/-; 1N23C, 8/-; 1N23CR, 20/-; 1N23WE, 100/-; CS10B, 70/-.
10,000 mc/s.: CS3A (CV253), 20/-.
12,000 mc/s.: CS3B, 17/6; CS4B, 37/6; CS9B, 30/-; CS10BR, 70/-; CV111, 8/-; CV112, 8/-; CV226, 70/-; CV225B, 85/-; CV235, 200/-; 81M2 (CV2154), 37/6; 81M5 (CV2155), 37/6.
34,860 mc/s.: VX3136 (CV2391), 65/-.

AVALANCHE SILICON RECTIFIERS

Type RA508AF, 960 p.i.v. at 6 amps. max., stud mounted 10/6

HEADPHONES No. 10 ASSY. (OR CANADIAN No. 1 ASSY)

Moving Coil Headphones with moving coil Hand Microphone fitted with press-to-talk switch. Rubber earpads. Cord terminated with army type 5-point moulded connector. Low impedance. Brand new, 20/- ea. P. & P. 3/6 per set.

THYRISTORS

Type 3/40, 400 p.i.v., 3 amps., stud mounted; Gate voltage 3.0 v. at 20 mA 7/6
Blue Spot, 200 p.i.v., 5 amps., stud mounted; Gate voltage 3.25 v. at 120 mA 12/6
Green spot, 400 p.i.v., otherwise as above 17/6

TEXAS SILICON FULL-WAVE BRIDGE RECTIFIERS

1B20K10 100 p.i.v. 2 amps., dimensions 1.4 x 1.4 x .6 in. ... 25/-
1B40K10 100 p.i.v. 4 amps., dimensions 1.4 x 1.4 x .6 in. ... 30/-
1B100M10, 100 p.i.v. 10 amps., dimensions 2 1/2 x 2 1/2 x 1 in. ... 85/-
Postage 1/6 per rectifier.

24-WATTS 210-240V. SOLDERING IRONS

Recently imported extremely attractive and sturdily built soldering irons, with angle bits. Chromium-plated steel body and polished wooden handle. No Bakelite or breakable plastics used in construction.

Price 16/-
Spare bits 1/3
Spare heating element 3/-

Handling and postage 2/-.

CATHODE RAY TUBES

2AP1—2in. screen, Green Trace Medium Persistence Oscilloscope Tube. EHT required 500 to 1,000 v. Sensitivity approx. 100v. DC/in to 200v. DC/in. 6.3v. heaters. USM11 Base. Overall length 7 1/2 in. PRICE 40/-

3AFP31—DH7-91—2 1/2 in. screen Flat Face Green Trace Medium Persistence Oscilloscope Tube. EHT required 700-1,000v. Suitable for symmetrical and asymmetrical operation. Sensitivity Y=30v. DC/in; X=50v. DC/in. 6.3v. heaters. B9G Base. Overall length 10 in. PRICE 110/-

3AP1—3in. screen, Green Trace Medium Persistence Oscilloscope Tube. EHT required 600v. sensitivity approx. 45 to 47v. DC/in. 2.5v. heaters. USM7 Base. Overall length 11 1/2 in. PRICE 40/-

3RF1—3in. screen Green Trace Medium Persistence Oscilloscope Tube. EHT required 1500 to 2000v. Sensitivity approx. 100-150v. DC/in. at 150v. and 150-200v. DC/in at 2000v. 6.3v. heaters. B14A base. Overall length 10 1/2 in. PRICE 55/-

4SP31—4in. screen Flat Face Green Trace Medium Persistence TWIN GUN Oscilloscope Tube. EHT required 1000 to 1800v. Sensitivity Y=26v. DC/in; X=40v. DC/in. 6.3v. heaters. B12F Base. Overall length 12 in. PRICE 200/-

Please consult our Catalogue for full range of Cathode Ray Tubes. Tube holders: B9G, 2/-; B12F, 7/6; B14A, 6/6; USM7, 2/6; USM11, 6/6.

ZENER DIODES

5% 260mW		15% 260mW		5% 1 Watt	
OAZ200 4.7v.	10/-	OAZ208 4.3v.	6/6	Z2A24CF 2.4v.	
OAZ201 5.1v.	9/6	OAZ208 4.7v.	6/6	Z2A27CF 2.7v.	
OAZ202 5.6v.	7/-	OAZ210 6.2v.	6/-	Z2A30CF 3.0v.	
OAZ203 6.2v.	7/-	OAZ211 7.5v.	6/-	Z2A36CF 3.6v.	
OAZ204 6.8v.	7/-	OAZ212 11.0v.	6/6	Z2A160CF 16.0v.	
OAZ205 7.5v.	7/-	OAZ213 12.0v.	6/6	Z2A300CF 30.0v.	
OAZ206 8.2v.	7/-			All at 5/6.	
OAZ207 9.1v.	9/6				

5% 10-WATT STUD MOUNTED

Z47v.; 25.1v.; Z5.6v.; Z6.2v.; Z6.8v.; Z7.5v.; Z8.2v.; Z9.1v.; Z11.0v.; Z12v.; Z14v.; Z15v.; Z16v.; Z18v.; Z20v.; Z24v.; Z27v.; Z30v.; Z33v.; Z36v.; Z43v.; Z47v.—all at 7/6.


DRY REED INSERTS

Glass dry reed inserts approx. 1/2 in. dia. x 1 in. long with axial leads. One "make" contact of 100mA capacity at 80v. Can be operated by permanent magnet or 30-50 Amp-turns relay coils. PRICE 18/- per doz. post free.

BEEHIVE TRIMMERS

30pF and 50pF, 15/- per dozen, in any combination. 2/- P.P.

SLIDEWIRE WHEATSTONE BRIDGE





Battery powered Portable Resistance Bridge. Range 0.5 to 50 ohms with multiplier settings of 0.1-1-10-100, providing a measuring range of 0.05 to 50,000 ohms. Accuracy in the middle 3 ranges—0.5% approx. PRICE £15 15

COUNTER TUBES

GR10A—10-way register-indicator tube 45/-.
GC104B—bi-directional 10-way computing tube, double pulse, 50/-.
GC10B—scale of ten counter, 35/-.
GC10D—scale-of-ten counter for single pulse operation, 55/-.
GS10D—Bi-directional 10-way selector tube, 55/-.
GS10H—as GS10D but physically small, 40/-.

WE ARE INTRODUCING FIRST CLASS (1.5% ACCURACY) MOVING COIL METERS OF CURRENT MANUFACTURE. THESE STURDILY BUILT INSTRUMENTS HAVE HIGH TORQUE MOVEMENTS AND ARE CAREFULLY ADJUSTED FOR CORRECT AMOUNT OF DAMPING



The Meters are calibrated for use on anti-magnetic panels, in vertical position.

At present only the sizes listed below are available ex-stock. We hope to increase the range in the near future to include further sizes and types.

RANGE	70DA	85DA	120DA
40 μA	—	58/-	82/-
60 μA	68/-	53/-	78/-
100 μA	62/-	49/-	74/-
150 μA	—	44/-	—
250 μA	54/-	42/-	65/-
400 μA	52/-	—	—
600 μA	49/-	36/-	60/-
1 mA	46/-	—	—
2.5 mA	—	—	58/-
26 mA	—	—	58/-
40 mA	46/-	34/-	—
60 mA	—	—	58/-
100 mA	—	34/-	—
150 mA	46/-	—	—
250 mA	46/-	34/-	—
400 mA	46/-	—	—
600 mA	46/-	34/-	—
1 A	46/-	—	58/-
1.5 A	—	—	58/-
2.5 A	46/-	—	58/-
4 A	—	35/-	—
10 A	—	35/-	80/-
40 A	—	39/-	64/-

Type 70DA and 70DV. 80mm. square flange. Flush mounted. 68mm. dia. body. 40mm. depth from the panel.

Type 85DA and 85DV. 85mm. dia. flange. Flush mounted. 67mm. dia. body. 48mm. depth from the panel.

Type 120DA and 120DV. 120mm. square flange. Flush mounted. 68mm. dia. body. 40mm. depth from the panel.

RANGE	70DV	85DV	120DA
6V	82/-	—	—
10V	—	40/-	—
15V	—	—	62/-
20V	—	40/-	—
40V	82/-	—	—
60V	82/-	—	62/-
100V	—	—	62/-
150V	82/-	46/-	—
250V	53/-	46/-	65/-
400V	—	47/6	69/-
600V	58/-	50/-	77/-

WW—114 FOR FURTHER DETAILS

Head Office:

44a WESTBOURNE GROVE, LONDON, W.2.

Tel: PARK 5641 23

Cables: ZAERO LONDON

Retail branch (personal callers only)

85 TOTTENHAM COURT RD,

LONDON W.2. TEL. LANGHAM 8403

A.R.B. Approved for inspection and release of electronic valves, tubes, klystrons etc.

Please send all enquiries, correspondence and Mail orders to Head Office



TRANSISTORS

Table of transistor models and prices, including OC16, OC23, OC24, etc.

Current Production First Quality



Table of prices in U.S. dollars for various transistor models like OA2, PA3, OC3, etc.

TRANSISTOR COMPLEMENTARY PAIRS

Table of complementary transistor pairs like AC128/AC176, 2N697/2N1132, etc.

SPECIAL OFFER OF TRANSISTOR SETS

For AM/FM and S.W. Receivers: Two AF125 (Mixer and Oscillator); two AF126 (IF); one AC126 (Audio); two AC128 (push/pull output).

FULLY GUARANTEED



VALVES FIRST QUALITY

Large table of vacuum tube models and prices, including OA2, OA3, OB2, etc.

BECAUSE OF DEVALUATION AND CONSEQUENT INCREASE IN PURCHASE PRICE WE REGRET WE HAVE TO INTRODUCE A SURCHARGE OF 15% (Approx. 2d. in 1s. 0d.) ON ALL PRICES IN THIS SECTION. THIS DOES NOT APPLY TO SEMI-CONDUCTORS AND EXPORT PRICES ABOVE.

Continuation of vacuum tube models and prices from the previous table.

WHEN ORDERING BY POST PLEASE ADD 2/6 IN £ FOR HANDLING AND POSTAGE. NO C.O.D. ORDERS ACCEPTED. IN ORDER TO AVOID DELAYS PLEASE SEND ALL MAIL ORDERS AND CORRESPONDENCE TO OUR HEAD OFFICE AT 44A WESTBOURNE GROVE, W.2, AND NOT TO THE RETAIL SHOP

WE REQUIRE URGENTLY: KLYSTRONS 2K25 and 723A/B; VALVES 4C35, 5C22, 845, 810, 30/- EACH PAID SUBJECT TO TEST.

R.S.T. VALVE MAIL ORDER CO.

146 WELLFIELD ROAD, STREATHAM, S.W.16

A61 7/9	EL820 6/-	QQV06/40	5Y3GT 5/6	50CD6G	OC16 20/-
AZ31 9/9	EL821 6/-	90/-	5Z4G 6/9	81/-	OC19 17/6
C1C 12/-	EL822 16/-	QQV5/10	6/30L2 13/-	80 5/-	OC20 15/-
CBL31 15/-	ELL80 20/-	70/-	6AK5 4/6	86A1 25/-	OC24 15/-
CH35 21/-	EM34 15/-	QS70/20 5/6	6AK6 6/6	86A2 7/3	OC25 11/-
CY30 15/3	EM80 7/6	QS75/20 6/6	6AL5 6/6	90AG 45/-	OC26 7/8
DAF91 4/-	EM81 7/6	QS75/60	6AM6 3/6	90AV 45/-	OC28 16/-
DAF96 6/9	EM84 7/6	20/-	6AN8 10/-	90CI 12/-	OC29 15/-
DCC90 7/-	EN32 25/-	Q883/3 7/3	6AQ4 4/-	90CG 25/-	OC35 11/6
DF91 3/-	EY51 7/6	Q892/10 4/6	6AQ5 6/-	90CV 25/-	OC44 4/6
DF96 6/9	EY81 7/-	Q895/10 5/6	6A86 6/-	150B2 9/6	OC45 4/6
DH3/91	EY83 8/6	QS10/45	6AST 15/-	150B3 8/6	OC71 4/6
DH77 80/-	EY84 7/6	15/-	6AT6 4/6	801 6/-	OC72 6/-
DK91 5/6	EY86 7/-	QS150 158/-	6B4G 16/-	803 35/-	OC74 6/-
DK92 8/-	EZ40 8/-	QS150/30	6BA6 5/-	807 7/-	OC75 6/-
DK96 7/9	EZ41 10/-	5/-	6BE6 5/-	811 30/-	OC76 6/-
DL68 15/-	EZ80 5/6	QS150/36	6BH6 7/6	813 75/-	OC77 8/-
DL92 4/9	EZ81 5/6	20/-	6B36 9/-	862 13/6	OC78 6/-
DL94 5/9	GZ30 10/-	QS150/45	6BK4 27/6	872A 57/6	OC81 4/6
DL96 7/6	GZ32 9/6	20/-	6BN6 7/6	8651 7/6	OC81D 4/6
DL810 12/6	GZ34 11/-	20/6	6BQA 7/-	8654 8/-	OC81M 5/6
DL816 30/-	GZ37 12/6	Q81209 7/3	6BR7 8/6	8672 7/-	OC81DM
DL819 30/-	H63 8/-	QV03-12	6BS7 16/9	8687 10/-	OC82 6/-
DM70 5/-	HL41DD	6BW6 14/-	6BW6 14/-	8691 25/-	OC82D 6/-
DY86 6/-	13/6	QV04-7 12/6	6C4 2/9	8749 10/-	OC83 6/-
DY87 6/-	KT61 12/6	QV05-25 7/-	6CB6 5/-	8763 10/-	OC86 5/6
E88CC 12/-	KT66 16/-	QV06-20	6CD6G 22/-	8842 65/-	OC170 7/-
E180F 17/6	KT87 45/-	25/-	6CH6 5/9	8963 10/-	OC171 8/-
E182CC 17/6	KT81 15/-	R10 15/-	6CL6 8/6	8968 10/-	OC200 7/8
EABC80	(7C5)	R17 8/-	6CW4 12/-	8999 12/-	SX042 3/6
EAF42 10/-	KT81	R18 7/6	6D4 15/-	8960 6/-	XA101 3/6
EB91 3/-	(GEC) 25/-	R19 7/9	6DK6 9/-	8961 12/-	XA111 3/6
EB93 7/-	KT88 27/6	RG6/600	6F23 13/6	8962 14/-	XA112 4/6
EB94 9/9	KTW6110/-	80/-	6G5 2/6	8963 7/-	XA125 5/6
EB95 9/9	KTW62	S130 25/-	6J6 3/-	8964 7/-	XA141 7/-
EB96 7/-	ML4 10/-	S130P 25/-	6J7G 4/9	8965 8/-	XA142 8/-
EBF83 8/3	N57 17/6	S241 3/6	6K7C 2/6	8967 10/-	XA143 8/-
EBF89 6/6	N78 15/-	SP1 3/6	6K8G 3/-	8980 25/-	
EELZ1 11/-	PC86 11/6	STV280/40	6L6G 7/6	8983 9/-	
EEL31 27/6	PC88 11/6	25/-	6Q7G 6/-	9003 9/-	
ECLL800	PC97 8/9	STV280/80	6SG7 5/-		
ECC33 15/-	PC900	90/-	6S7M 7/-		
ECC40 9/6	PCC84 8/3	SU2160 18/6	6S7GT 4/9		
ECC41 3/9	PCC89 11/-	SU2160A	6S7GT 4/9		
ECC82 4/9	PCC189 11/6	U19 25/6	6V6G 4/6		
ECC83 6/3	PCF80 7/-	U24 24/6	6X4 3/6		
ECC85 5/6	PCF86 7/-	U25 18/6	6X5G 4/6		
ECC88 7/-	PCF80110/-	U36 18/6	7B7 7/6		
ECC89 6/6	PCF80Z	U191 13/6	7C8 15/-		
ECC82 7/-	10/-	U404 11/9	7C8 6/6		
ECH35 11/-	PCF80613/6	U801 23/6	7H7 8/6		
ECH42 11/-	PCL82 7/9	UABCO 6/-	787 20/-		
ECH81 5/9	PCL83 9/3	UAF42 10/3	7Y4 8/6		
ECH83 8/6	PCL84 7/9	UCH42 10/6	11E3 42/-		
ECL80 7/-	PCL85 9/3	UCB81 6/9	12AC6 10/-		
ECL82 9/-	PCL86 9/-	UCL82 8/-	12AD8 11/-		
ECL88 10/3	PENB420/-	UCL83 10/-	12AE8 9/6		
ECL86 9/-	PEN45DD	UL41 10/-	12AH8 30/-		
EF9 20/-	12/-	UL41 7/-	12AT6 4/6		
EF37A 7/-	PFL200	UL84 7/-	12AT7 3/9		
EF39 6/-	14/-	UY41 7/6	12AU7 4/9		
EF41 10/-	PL36 10/-	UY85 6/6	12AX7 6/3		
EF80 5/6	PL81 8/-	VP4B 25/-	2N247 9/6		
EF86 6/9	PL82 7/3	VR105/30	2N555 13/6		
EF89 5/9	PL84 6/9	VR150/30	12BE6 5/9		
EF91 3/6	PL500 15/-	5/-	12E1 17/6		
EF92 3/6	PX1 14/-	W81 5/-	12K7GT 6/-		
EF98 10/-	PX25 12/6	Z81 25/-	12K8GT 8/-		
EF183 6/6	PY32 8/6	Z759 23/-	13Q7GT 4/6		
EF184 6/6	PY33 9/6	Z803U 15/-	20F4 19/-		
EF804 21/-	PY81 6/6	OA2 6/3	AD140 13/6		
EFP60 10/-	PY82 6/6	OB2 6/3	AF114 7/-		
EH90 7/6	PY83 6/6	OZ4 4/6	AF115 7/-		
EL33 12/6	PY80 10/-	1BSGT 8/-	AF116 7/-		
EL84 10/-	PY801 10/-	2D21 5/-	GET571 5/-		
EL41 10/-	PZ30 10/-	2E26 20/-	GET576 6/-		
EL42 10/-	QQV02/6	3A5 7/-	NKT211 5/-		
EL81 7/9	45/-	3B28 40/-	NKT214 4/-		
EL84 4/9	QQV03/10	3C45 47/-	NKT216 7/6		
EL85 7/6	80/-	4X150A	NKT217 8/-		
EL86 7/6	QQV03/20	95/-	NKT218 6/-		
EL90 6/-	105/-	5R4GY 8/9	NKT228 6/-		
EL95 5/6	QQV04/15	5U4G 4/-	NKT404		
EL360 22/-	105/-	5V4G 8/-	35L8GT 5/9		
			35W4 4/6		
			35Z4GT 5/6		
			50C5 6/3		

All valves brand new and boxed
 Special 24 Hour Express Mail Order Service
 Postage 6d. per Valve
 Mon.—Sat. 9 a.m.—5.45 p.m.
 Closed Sat. 1.30—2.30 p.m.
 Open Daily to Callers
 Tel. 01-769 0199/1449
 SEND S.A.E. FOR LIST OF 2,000 TYPES

ENGINEERS AND TECHNICIANS

U.K. AND OVERSEAS

for installation and maintenance of
TELEPHONE SWITCHING & TRANSMISSION SYSTEMS

and the maintenance of
COMPUTER & RADAR INSTALLATIONS

If you have experience in step-by-step crossbar, airfield radar maintenance, computer maintenance or transmission (particularly P.C.M.) you can well be the person we are seeking. Why not find out by contacting

**Stan Yates,
 STC, Chester Hall Lane,
 Basildon, Essex.
 Tel. Basildon 3040**

STC

Interviews can be arranged outside normal office hours.

SEMICONDUCTOR THERMOELECTRIC DEVICES

A. I. Burshteyn


Translated from the Russian by A. Tybulewicz

This book is a graduate level textbook designed to acquaint the applied physicist and engineer with the physical theory and limitations of thermoelectric devices based on semi-conductors. It assumes that the reader has had graduate training in mathematics and thermodynamics. 8 3/4" x 5 1/2". 131 pp. 35s. net. 35s. 11d. by post.

ILIFFE BOOKS LTD

DORSET HOUSE, STAMFORD, STREET, LONDON, S.E.1

JJ JUNIOR DECADE BOXES



RESISTANCE BOXES • ACCURACY +0.4%

BRITISH MANUFACTURE WITH 12 MONTHS GUARANTEE

Suitable for use at high frequencies

MODEL		
J1 5 Decade 0 to 1,111,100 ohms	£13	12 0
J2 5 Decade 0 to 111,110 ohms	£13	8 0
J3 4 Decade 0 to 11,100 ohms	£10	8 0
J4 4 Decade 0 to 1,100 ohms	£10	4 0
J5 3 Decade 0 to 1,100 ohms	£7	12 0
J6 3 Decade 0 to 1,100 ohms	£7	8 0

CAPACITANCE BOXES ACCURACY ±1% 500 V. DC Wkg.

MODEL		
JC1 100 pf to 0.111 uf.	£10	8 0
JC2 30 to 10,140 pf	£11	4 0

J. J. LLOYD INSTRUMENTS LTD., Brook Ave., Warsash, Southampton

WW-116 FOR FURTHER DETAILS

CLASSIFIED ADVERTISEMENTS

DISPLAYED SITUATIONS VACANT AND WANTED: £6 per single col. inch.

LINE advertisements (run-on): 7/- per line (approx. 7 words), minimum two lines.

Where an advertisement includes a box number (count as 2 words) there is an additional charge of 1/-.

SERIES DISCOUNT: 15% is allowed on orders for twelve monthly insertions provided a contract is placed in advance.

BOX NUMBERS: Replies should be addressed to the Box number in the advertisement, c/o Wireless World, Dorset House, Stamford Street, London, S.E.1.

SITUATIONS VACANT

AN OVERSEAS CAREER with International Aeradio Limited.

TO meet the requirements of constant growth and expansion, we invite applications from technicians and engineers for an overseas career in North, West and East Africa, the Mediterranean area and the Arabian Gulf. If you have recently completed service in a trade such as Ground Wireless Fitter in the R.A.F., Radio Electrical Artificers in the Royal Navy or R.E.M.E. Army, or have other experience in the maintenance of H.F. and V.H.F. communications, R.T.T. and navigation aids, we should be interested to hear from you. Successful candidates would normally spend six weeks at our Radio Engineering School, Southall, Middlesex, before proceeding overseas, but in some cases staff with suitable qualifications and experience may be offered immediate posting. Overseas staff receive a tax-free salary with married and child allowances if appropriate and accommodation, bachelor or married is provided free; other benefits include generous U.K. leave and membership of an excellent pension and life assurance schemes.

WRITTEN applications please, to Personnel Manager, International Aeradio Limited, Aeradio House, Hayes Rd., Southall, Middlesex. [19]

A FULL-TIME technical experienced salesman required for retail sales; write giving details of age, previous experience, salary required to—The Manager, Henry's Radio, Ltd., 303, Edgware Rd., London, W.2. [67]

RADIO and tape recorder testers and trouble shooters required; canteen, excellent rates of pay, 8 a.m. to 5 p.m., 5-day week. Elizabethan Electronics, Ltd., Crow Lane, Romford, Essex. Tel. Romford 64101. [1982]

WEST London Aero Club invite "A" and "B" licensed engineers with capital and/or necessary equipment to commence Radio Workshop. Alternative propositions may be considered. Write full details to—White, Waltham Airfield, near Maidenhead, Berks. [68]

ELECTRONIC service engineers required for work in this country and overseas, to maintain airborne navigational equipment; past aircraft maintenance experience an advantage.—Apply: The Decca Navigator Co., Ltd., Spur Rd., Feltham, Middlesex. Tel. 890 4898. [1980]

GUATEMALA: Small radio station requires volunteer radio technician to assist in establishing relay stations and radio schools. Interesting post concerned with development of remote areas. Volunteer terms: board and lodging, pocket-money, fares, allowances.—Write CIIR/OV, 38, King St., London, W.C.2. [1981]

IMPERIAL COLLEGE—Senior Experimental Officer or Experimental Officer (Electronics) for instrumentation of experimental high pressure equipment used in metal working, to supervise manufacture and use, and to ensure maintenance. Qualifications: H.N.C. or Corporate Membership. Salary range £1,335—£2,040. Superannuation Scheme. Application to Mr. R. W. Wells, Mechanical Engineering Department, Imperial College, London, S.W.7. [1970]

PAN American require Radio Technician for project and maintenance duties involving ground-based U.H.F. and V.H.F. systems. Based at London Airport but some travel in European area. C. & G. Certificates in radio or equivalent, plus minimum of two years related experience required. Commencing salary approx. £1,300 p.a. Reduced rates of pay, superannuation scheme, etc.—Write to Pan American, Personnel Supervisor, London Airport, Hounslow, Middlesex. [2992]

EXPERIMENTAL OFFICER required to assist in electronic techniques associated with development of on-line digital data recording and computer control of mechanical engineering equipment. Experience of high speed pulse and logical circuitry techniques desirable; good working conditions, superannuation scheme, 4 weeks' holiday; salary in the range £1,335—£1,745 per annum. Applications to:—Assistant Director, Department of Mechanical Engineering, Imperial College, London, S.W.7. [1968]

APPLICATIONS are invited for 2 technicians posts in the Dialysis Unit. The successful applicant will be responsible for the maintenance of electronic apparatus used in the treatment of kidney failure. They will also take part in a development programme in association with the Department of Medical Electronics, St. Bartholomew's Hospital, where the initial training will be carried out. Experience in the maintenance of electronic equipment is desirable. Salary and qualifications in accordance with P.T.B. Circular 217—£711-£1,004 + £75 London Weighting. Applications to Dr. B. W. Watson, Department of Medical Electronics, St. Bartholomew's Hospital, London, E.C.1. [1967]

VACANCY for an electronic technician to participate in a number of brain research projects, involving both animal and human subjects. Duties will include the maintenance of E.E.G. and polygraph recorders, a frequency analyser, assisting with the taking of E.E.G. recordings in an animal laboratory and the setting up and maintenance of A/D conversion equipment to be used in a project concerning the computer analysis of the human electroencephalogram. Salary scale: £400-£847 or £900-£1,130 according to experience or qualifications.—Apply, with full details (and quoting Ref. GWP) to The Secretary, Institute of Psychiatry, De Crespigny Park, Denmark Hill, London, S.E.5. [1966]

**FOR SALE AND WANTED
ADVERTISEMENT FORM
TURN TO PAGE No. 119**


Advertisements accepted up to MARCH 8 for the APRIL issue, subject to space being available.

ELECTRONIC DESIGN & DEVELOPMENT ENGINEERS (ALL GRADES) SALARIES UP TO £2,800 P.A.
ELECTRONIC TEST & SERVICE ENGINEERS (ALL GRADES) SALARIES UP TO £1,600 P.A.
TECHNICAL SALES ENGINEERS (EXPERIENCED) SALARIES UP TO £2,500 P.A.
TECHNICAL AUTHORS (ALL GRADES) SALARIES UP TO £1,600 P.A.
 ALSO
DRAUGHTSMEN, PRODUCTION ENGINEERS
 We have over 500 registered vacancies for above types of engineers in the Home Counties and South England areas. If you have had at least 2 years' experience in British Industry and require a job which offers first class prospects, top salaries and interesting work.
 Phone (any time day or night) or write to:—
ELECTRONICS APPOINTMENTS LTD.,
 Norman House,
 105-109, Strand, W.C.2
 TEMple Bar 5557-8.



RADIO ENGINEERS required by the National Guard of Saudi Arabia. Initial contracts for one year, including six weeks' paid leave in United Kingdom. Unmarried men preferred. Salary and allowances approximately £3,300 per annum net. Candidates should have good knowledge of modern HF SSB communications equipment and VHF techniques. Previous experience of petrol engines and teleprinters an advantage. Duties involve repair and maintenance of static, mobile and portable radio equipment throughout Saudi Arabia, and training of local personnel as radio mechanics and operators. Frequent air and road travel is involved. Initial applications, giving brief details of qualifications, experience and past employment, should be made to Brigadier H. E. R. Watson, C/o H.Q. National Guard, P.O. Box 182, Riyadh, Saudi Arabia, by civil air mail at full postage rates. [1961]

TECHNICAL OFFICER. Home Office Police Research and Planning Branch. Unestablished vacancy for a Technical Officer, Grade III, with knowledge and experience of workshop practice and electronic equipment; the successful candidate will work in the equipment group, which is concerned with assessment, trials and development of a wide range of equipment for police use, and will carry out construction, modification and test work in co-operation with police officers. Qualifications: Ordinary National Certificate or evidence of an equivalent standard of technical education, together with a five-year apprenticeship and at least three years' practical experience. Salary: £895-£1,149 (age 28 or over)—£1,285, plus £125 Inner London Weighting. Applications should be made to the Principal Establishment Officer, Room 326, Home Office, Whitehall, London, S.W.1, by 29th March, 1968. [1969]



The Civil Service

(Professional and other appointments)

**RADIO AND ELECTRONIC ENGINEERS
BOARD OF TRADE (CIVIL AVIATION)**

Qualified engineers required as Assistant Signals Officers in the field of Civil Aviation for the provision and installation of advanced electronic equipment—including the latest type of radar, telecommunications, navigational aids, etc.

QUALIFICATIONS: Degree with 1st or 2nd class honours in Electrical Engineering or Physics, or have passed all examinations for M.I.E.E., A.M.I.E.R.E. or A.F.R.Ae.S.

AGE: 23 and normally under 35 on 31st December 1968 (extension for Forces and Overseas Civil Service).

SALARY (Inner London): On the scale £1,160-£2,092 depending on age and qualifications. Pensionable appointments. Good prospects of promotion.
(Reference: S/85/ASO)

**EXECUTIVE ENGINEERS
AND ASSISTANT EXECUTIVE ENGINEERS
POST OFFICE**

EXECUTIVE ENGINEERS are required for research, development and design work for electronic telephone exchanges, satellite communications, submarine telephony, novel line and radio transmission systems, electro acoustics, mechanical aids and postal mechanisation. Most of these posts are in London.

There are also posts in engineering management to direct and control the provision and maintenance of communications installations and plant. These posts are available in London and in a number of provincial centres.

ASSISTANT EXECUTIVE ENGINEERS are required in London and provinces for work on the development and design of communications systems and postal service equipment.

QUALIFICATIONS: **Executive Engineer:** Degree or Dip. Tech. in Mechanical or Electrical Engineering, or Physics or Applied Physics, or have achieved Corporate Membership of the I.E.E., I.Mech.E., or I.E.R.E. Final year students may apply. **Assistant Executive Engineer:** G.C.E. (or equivalent) pass in English language, and one of the following: H.N.D., in Electrical or Mechanical Engineering or Applied Physics; a pass in (or exemption from) Parts 1, 2 and 3 of the examinations of I.E.E., or I.Mech.E.; a pass in (or exemption from) Sections A and B of the I.E.R.E. examinations; a pass in (or exemption from) Parts 1 and 2 of the examination of the Council of Engineering Institutions, in subjects acceptable to one of the Institutions named above.

SALARIES (national): **Executive Engineer:** £906 (at 21)—£1,677 (at 34 or over)—£1,884. **Assistant Executive Engineer:** £734 (at 18 or under)—£1,097 (at 25 or over)—£1,631.

Salaries increased for officers serving in London: £125 Inner London, £75 Outer London. Non-contributory pension. Promotion prospects to higher grades with maxima of £2,484 and £3,105.

AGE: **Executive Engineer:** At least 21 and under 35 on 31st December 1968. (Some extensions for service in H.M. Forces or Overseas Civil Service.)
Assistant Executive Engineer: At least 17 and under 27 on 31st December 1968. Applications for both posts from well qualified older candidates will be considered.
 Reference: S/353)

APPLICATION FORMS are obtainable from the Secretary, Civil Service Commission, Savile Row, London, W.1. Please quote appropriate reference.

RADAR SIMULATION

Resulting from continued expansion, the following vacancies now exist at Crawley.

PROJECT MANAGER

Applicants should have a minimum of five years' experience in control of projects involving digitalised equipment. They must understand applications of network theory to project control.

DESIGN ENGINEERS

Preferably with experience of radar systems or simulators and analogue computers. Experience of digital techniques and design of computer interface systems would be an advantage.

DIGITAL PROGRAMMER

Applicants must have a sound background in engineering and/or physics, and have a logical mind. Some experience of digital computers and software would be an advantage. Training on the solution of real time problems will be given.

Our products have an assured future in an expanding market. We offer good conditions of service, including contributory pension scheme, coupled with free life assurance.

Apply to: General Manager,
REDIFON LIMITED
RADAR SIMULATOR DIVISION

Kelvin Way, Crawley, Sussex.
Tel: Crawley 23422

A Member Company of the REDIFFUSION Group



A CAREER IN THE SUNSHINE



**RADIO
TECHNICIAN
TRAINING**

IN THE



RAAF

Vacancies exist in the Royal Australian Air Force for men who are interested in being trained in the Technical Radio fields. Applicants should be United Kingdom citizens residing in the U.K. and aged between 18 and 33 years. Qualified personnel up to the age of 43 years are also invited to apply.

Free passage to Australia is provided for families and pay commences from date of enlistment in London.

Further information can be provided by writing or phoning:

**RAAF CAREERS OFFICER Dept. (ww1) AUSTRALIA HOUSE
STRAND, LONDON W.C.2. Telephone No: 01-836 2435**



VICKERS
ENGINEERING GROUP

TECHNICIANS

required by the Radiation and Nuclear Engineering Division at South Marston Works, Swindon, Wiltshire, for the installation, commissioning maintenance and service of Electron Accelerators. The work is mainly connected with Electron Linear Accelerators for medical research and industrial applications, and with Cobalt Radiation Units and Nuclear Reactor equipment. Applicants must have a minimum of O.N.C. and preferably H.N.C. or be trained to Technical Sergeant standard in H.M. Forces. Experience with this type of equipment or in radar is desirable but not essential. Applicants must be prepared to travel anywhere in the world. These positions provide for Life Assurance, Pension and sickness benefit with excellent career prospects. The Works are pleasantly sited on the outskirts of Swindon with first-class sports and social amenities. Please reply giving a resumé of career and experience to:

**Mr. J. Barber (Ref. 4054), Vickers Limited
Engineering Group, South Marston Works,
SWINDON, Wiltshire.**

CAMBRIDGE

PYE T V T LIMITED

Can offer the following opportunities:—

INSTALLATION ENGINEERS

Senior and Assistant Engineers to install and commission Colour T.V. Transmitting equipment at home and abroad. The posts offer opportunities for travel.

Applicants for the SENIOR ENGINEER posts should have an H.N.C. or equivalent, but candidates without such qualifications who have considerable experience of installation of T.V. broadcasting or other transmitting equipment will be considered.

Applicants for the ASSISTANT ENGINEER posts should have an O.N.C. or equivalent trade or services qualification in electronic engineering. Some experience of installation work on electronic equipment would be an advantage.

Attractive salaries will be paid, according to experience and qualifications. Travelling expenses are paid in addition.

ELECTRONIC DEVELOPMENT ENGINEERS

Engineers for development of Colour Television Transmitters and associated equipment. The vacancies fall into two categories:—

Applicants for the first category are expected to be aged between 24 and 34, with H.N.C. or equivalent qualifications and design experience in at least one of the following activities:—

1. Video and radiofrequency amplifiers up to 1 GHz using solid state and microwave tube techniques.
2. Amplitude and phase equalising networks.
3. High power coaxial networks and feeders.
4. Other work connected with television transmitters.

Applicants for the second category will be aged between 20 and 26, with O.N.C. or equivalent, with some experience in the electronics industry.

Attractive salaries will be paid to Engineers able to provide immediate contribution to a comprehensive work programme.

TRANSMITTER TEST ENGINEERS

Senior and Assistant Engineers to test Colour T.V. Transmitting equipment. This includes a wide range of U.H.F. Transmitters of powers up to 40 kW.

Applicants for the SENIOR ENGINEER posts should have an H.N.C. or equivalent, but candidates without such qualifications who have considerable experience of T.V. Broadcasting or other Transmitting equipment will be considered.

Applicants for the ASSISTANT ENGINEER posts should have an O.N.C. or equivalent trade or services qualification in electronic engineering. Some experience of test work on electronic equipment would be an advantage.

Attractive salaries will be paid, according to experience and qualifications.

Enquiries should be addressed to the Personnel Officer, Pye T V T Limited, Coldham's Lane, Cherry Hinton, Cambridge. Write or telephone Cambridge 45115.

Careers for VIDEO ENGINEERS

COLOUR AND MONOCHROME

Service and Commissioning Engineers

CROYDON AREA

Additional engineers are required with thorough knowledge of professional television equipment for studio and industrial applications, Video recording and some knowledge of colour television techniques. Training in the last two fields can be arranged.

Electronic Tests Engineers

WEYBRIDGE AREA

For work on colour equipment we seek services of experienced Video Engineers. An understanding of transistorised pulse circuitry is desirable.

Conditions of employment are attractive.

Apply in confidence to
**Plant Personnel Officer,
Peto Scott Limited,
Addlestone Road,
Weybridge, Surrey.
Tel: Weybridge 45111.**

PETO SCOTT

sound and vision

Government of LESOTHO REQUIRES TRAINING OFFICER (TELECOMMUNICATIONS)

for the Posts and Telecommunications Department, on contract for one tour of 24 months resident service in the first instance. Commencing basic salary according to experience in scale Rands 3324 rising to Rands 3684 a year (£Stg. 1939—£Stg. 2149) plus Inducement Allowance £Stg. 277—£Stg. 319 a year. Gratuity 25% of total salary drawn. Liberal leave on full salary. Free passages. Quarters provided at reasonable rental (or an allowance paid in lieu). Children's education allowances. Contributory pension scheme available in certain circumstances.

Candidates should possess at least Intermediate City and Guilds Group Course Certificate in Telecommunications, and be able

to give some formal classroom instruction as well as practical tuition in one or more of the following fields:

- (i) small manual and automatic telephone exchanges, including P.A.B.Xs:
- (ii) line transmission including carrier systems:
- (iii) subscribers installations:
- (iv) external plant, including local distribution planning.

Apply to **CROWN AGENTS, M, Dept., 4, Millbank, London, S.W.1., for application form and further particulars, stating name, age, brief details of qualifications and experience, and quoting reference M3D/61523/**

Another member is needed for the editorial team of

WIRELESS WORLD

Readers (25/35) with a flair for writing and an interest in the presentation of technical information are invited to send details of education and experience to the:

**Editor-in-Chief,
Wireless World, Dorset House,
Stamford Street, London, S.E.1.**

'INDUSTRIAL ELECTRONICS', a leading monthly journal for users of electronics, require an editorial assistant to fill a vacancy in their team.

The work is interesting and stimulating; it involves a combination of desk work and visits to industrial plants.

Applicants should be able to write clearly and should preferably have had some formal training in electronics.

EDITORIAL ASSISTANT

Applications should be made to The Editor, 'INDUSTRIAL ELECTRONICS', Dorset House, Stamford St., London, S.E.1.
(Phone 01-928 3333 Ext. 178)



PRODUCTION TEST ENGINEERS

Our activities in the field of telecommunications are substantially increasing, and as a result we have a need for a number of Production Test Engineers capable of fault finding on V.H.F. and U.H.F. mobile equipment involving both transistorised and valve circuitry.

There are also a limited number of vacancies for Systems and Microwave Engineers.

Selected applicants will be based either in Cambridge or Haverhill (Suffolk), and realistic salaries will be offered for these positions.

All enquiries initially should be made to:

**THE PERSONNEL MANAGER, PYE TELECOMMUNICATIONS LTD.,
NEWMARKET ROAD, CAMBRIDGE. Telephone: Cambridge (OCA3) 61222**

RADIO ENGINEER GRADE II

GOVERNMENT OF TANZANIA

Qualifications: A.M.I.E.R.E., or M.I.E.E. (new regulations) and at least two years' qualified experience in the operation and maintenance of broadcasting studios and transmitting stations.

Duties: To be responsible to Radio Tanzania for the running of Studios and transmitter stations. This includes small installations and modifications to the general layout of equipment.

Age: preferably under 35 years.

Terms of Appointment: On contract for one tour of 21-27 months; Basic salary is in the scale £ Tanzania 918-1,314 p.a. (£ Sterling 1,071-1,533) p.a. subject to local income tax and in addition an allowance, normally tax free, ranging, from £768 to £936 will be paid by the British Government direct to the Officer's bank account outside East Africa. Entry point according to experience. Terminal gratuity also payable. Free family passages, educational allowances. Generous leave.

Applicants, who must be nationals of the United Kingdom or the Irish Republic, should apply quoting RC 237/173/04 for further details giving full names, qualifications, age and experience to:—

The Appointments Officer,
Ministry of Overseas Development,
Room 301, Eland House,
Stag Place,
Victoria,
London, S.W.1.

BOOKS, INSTRUCTIONS, ETC.

MANUALS. circuits of all British ex-W.D. 1939-45 wireless equipment and instruments from original R.E.M.E. instructions; s.a.e. for list, over 70 types.—W. H. Bailey, 167a, Moffat Road, Thornton Heath, Surrey. CR4-8PZ. [66]

TAPE RECORDING ETC.

TAPE to disc transfer, using latest feedback disc cutters; EPs from 21/-; s.a.e. leaflet.—Deroy, High Bank, Hawk St., Carnforth, Lancs. [70]

SERVICE & REPAIRS

REPAIRS.—Our modern service department equipped with the latest test equipment including a wow and flutter meter and multiplex stereo signal generator is able to repair Hi Fi and tape recording equipment to manufacturers' standard.—Teleonic Ltd., 92, Tottenham Court Rd., London, W.1. 01-636 8177. [21]

MISCELLANEOUS

METALWORK. all types cabinets, chassis, racks, etc., to your own specification, capacity available for small milling and capstan work up to 1in bar. PHILPOTT'S METALWORKS, Ltd., Chapman St., Loughborough. [17]

GATESHEAD AND DISTRICT HOSPITAL MANAGEMENT COMMITTEE

SENIOR ELECTRONIC TECHNICIAN

Applications are invited for the above post, to carry out duties in the Gateshead district, N.W. Durham, Hexham district and Prudhoe groups of Hospitals. Qualifications should preferably include the H.N.C. (Electronics or Light Current Electrical Engineering) or City and Guild Telecommunications Engineering Certificate, or of similar academic level. The person to be appointed should have wide experience in the electronic field including telecommunication radio frequency transmission and reception, audio frequency systems, domestic and public entertainment, pulse generation, automatic control systems and electro-medical apparatus. Hospital experience would be an advantage.

The Technician will be based at Gateshead and be responsible to the Group Engineer, Gateshead and District H.M.C. for organising a system of routine maintenance covering a wide variety of electronic equipment. National Health Service conditions of service. Salary within the scale £980-£1,300 p.a.

Applications giving full details of age, education, experience, qualifications and present salary, together with names and addresses of three referees, should be sent to the Group Secretary, Gateshead and District Hospital Management Committee, Queen Elizabeth Hospital, Sheriff Hill, Gateshead, Co. Durham, NE9 6SU.

The 5 GeV Electron Synchrotron (NINA) is operational and is being used for research into high energy physics by University and resident groups. The Synchrotron is housed at Daresbury in north-west Cheshire.

EXPERIMENTALISTS

who have experience of radio frequency techniques at U.H.F. and S. Band or of high voltage pulse forming systems, or alternatively a strong interest and experience in electronics or accelerator physics, are required for the Machine Group.

For part of the time they will provide specialist advice as members of the operating crew of the synchrotron and some three shift working will be involved in this aspect of the work.

For the remainder of the time they will carry out research and development aimed at maintaining the linear accelerator and synchrotron in a high state of efficiency, and as a leader in the field of nuclear physics.

Appointments will be made on the following salary scales and starting salaries will be assessed according to age, experience and qualifications:—

Senior Experimental Officer	£1,977—£2,411;
Experimental Officer	£1,365—£1,734;
Assistant Experimental Officer	£803 (age 22)—£862 (age 23), £916 (age 24)—£970 (age 25), £1,017 (age 26 and above), rising to £1,243.

Additional payments are made for shift working.

Applicants should have a pass degree or H.N.C. in electrical engineering or applied physics or possess equivalent qualifications.

The superannuation scheme is non-contributory. Advice and assistance to obtain 100% house loans is available.

Write for application form, quoting reference number DL/210/M, to

Personnel Officer,
Science Research Council,
Daresbury Nuclear Physics Laboratory,
Daresbury, Nr. Warrington.

Closing date:— 28th February, 1968.

Science
Research
Council

DARESBURY NUCLEAR
PHYSICS LABORATORY

Trained in electronics? Interested in aircraft?

Combine both these interests at the Marconi London Airport Service Depot.

Technicians at the depot undertake major servicing of all types of Marconi airborne electronics equipment including navigational aids and V.H.F and U.H.F communication systems. During 1968 there will be an expansion into a new building giving excellent opportunities for rapid promotion.

Applicants should possess a City and Guilds Certificate in telecommunications, equivalent qualification or experience.

Marconi



Please write quoting reference WW/AV/7, giving details of age, qualifications and relevant experience to: Mr B K Overy, Divisional Personnel Officer, c/o Directorate of Personnel, English Electric House, Strand, London WC2.

The Marconi Company Limited

AN 'ENGLISH ELECTRIC' COMPANY

RADIO SYSTEMS DIVISION

AUTOMATED DYNAMIC TESTING DEVELOPMENT ENGINEERS

are required by our Test Gear Department for work on fully automated systems, for carrying out dynamic tests on electronic equipments of advanced design. The project includes:

**Punch Tape Control
Programmable Stimuli
and Response
Logic Functions**

**Micro Miniaturisation
D.C.—400 MHz
Dynamic Testing
Print Outs**

Engineers will work on individual facets of the project, as part of a team, and will be required to embrace conventional measuring methods and advanced digital techniques in new approaches to measurement problems. This is a new and sophisticated technique of production testing calling for **SENIOR AND INTERMEDIATE ENGINEERS**

capable of exploring new fields and carrying through to a practical conclusion. Salaries will be negotiated individually and there are generous staff benefits. To apply please send a brief career history, quoting ref. ILF/359/E to The Technical Staff Manager, The Plessey Company Limited, Ilford, Essex.

PLESSEY ELECTRONICS



DEVELOPMENT ENGINEERS

We are a Public Company in the Radio Industry and require Development Engineers for our planned expansion programme. We have a young enthusiastic management team and the successful candidate will be expected to play a full part in furthering the progress of the company by being involved in the preparation of the new models on which the company's expansion will be based.

Applicants must be qualified in radio and/or telecommunication engineering with at least five years experience of RF, IF, FM and audio layout design.

Realistic salaries will be offered to suitable candidates.

Please apply to:—

**Personnel Manager,
DANSETTE PRODUCTS LTD.,
Dansette House,
Honeypot Lane,
Stanmore, Middx.**

Telephone: 01-907 0021



RESEARCH ASSISTANT

An electronic or electrical engineer with H.N.C. qualifications is required by BISRA to work in the Automatic Control Section of the Plant Engineering Division at our Battersea Laboratories.

The emphasis will be on the practical nature of the work; the ability to construct electronic equipment being particularly important.

Salary will be according to age and qualifications. Conditions of employment in our well-equipped laboratories are good and include a subsidised canteen. There is a contributory pension scheme.

Applications, briefly outlining career history and present salary, should be sent in confidence to:

**Mr. A. B. Driver,
Personnel Officer,
BISRA—The INter-Group Laboratories of the
British Steel Corporation,
24, Buckingham Gate, London, S.W.1.**

Please quote reference PE/AC/1 in your reply.

NEWCASTLE REGIONAL HOSPITAL BOARD

ELECTRONIC ENGINEER

in Regional Engineer's Department. He will be responsible to Regional Engineer for advice and guidance on the selection, use and maintenance of all electronic equipment in hospitals in the North East and in Cumberland. There are two electronic technicians in a small, well equipped laboratory under his control and he will supervise electronic technicians employed by hospital management committees in eight outstations. He will advise the Regional Engineer on choice, design and development of electronic equipment and controls needed in mechanical and electrical projects, as part of the Board's capital programme of £6 million per annum. This is a new section of the Board's staff and the work may grow.

Applicants must be Chartered Electronic Engineers with wide practical and administrative experience. Work will demand breadth of vision, initiative, energy and tact. Hospital experience not essential.

Salary within the scale £1,640 to £2,300 according to age and experience.

Applications, giving details of age, qualifications, experience, present salary and three referees to the Secretary of the Board, Benfield Road, Walker Gate, Newcastle upon Tyne, NE6 4PY, by 29th February 1968.

ENTHUSIASTS Have you considered a career in Technical Authorship? If you have sound experience in electronics or communications and ability to write clear concise English we would train applicants as Technical Authors. The commencing salaries range from £1,300 to £1,700 depending on experience with the prospects of high future rewards and earnings.

Box No. 5039, c/o Wireless World

ARTICLES FOR SALE

AVO electronic multimeter, as new, £17.—Knight, 33, Furness Rd., London, N.W.10. [204

EDDYSTONE VHF communications receiver, model 770R (Mark I), as new.—Craig, 16, George Reith Ave., Glasgow, W.2. [1989

VACUUM pumps, gauges, etc, recorders, general scientific and laboratory equipment, catalogue.—V. N. Barrett & Co., Ltd., 01-654 6470. [69

COMPUTER panels containing transistors, diodes, etc., 8 for 20/—, postage 2/6; dismantled from ex-govt. computer, satisfaction guaranteed.—N. R. Bardwell & Co., 81-83, Sellers St., Sheffield, S. [206

FOR sale:—Scott 23-tube, also one with expander unit, Midwest 18-36 and one 18-38; offers, please.—Details from: Percivall, 6, The Stalthe, Lowestoft, Suffolk. [208

THE world's smallest wireless microphone rifle, bullet size, using hearing aid type battery, £7/10; shirt button size ultra sensitive microphone 20/—.—Box W.W. 215, Wireless World.

RADIO TECHNICIANS

A number of suitably qualified candidates are required for unestablished posts, leading to permanent and pensionable employment (in Cheltenham and other parts of the U.K. including London). There are also opportunities for service abroad.

Applicants must be 19 or over and be familiar with the use of Test Gear, and have had practical Radio/Electronic workshop experience. Preference will be given to candidates who can offer "O" level and GCE passes in English language, Maths and/or Physics, or hold the City and Guilds Telecommunications Technical Intermediate Certificate or equivalent technical qualifications.

Pay according to age, e.g. at 19—£828, at 25—£1,076 (highest age pay on entry).

Prospects of promotion to grades in salary range £1,159-£1,941. There are a few posts carrying higher salaries.

Annual leave allowance of 3 weeks 3 days rising to 4 weeks 2 days. Normal Civil Service sick leave regulations apply.

Application forms available from:—

Recruitment Officer (RT),
Government Communications Headquarters,
Oakley, Priors Road,
Cheltenham, Glos.

ENGINEERS

IBM will train you for a responsible career in data processing

To become a successful IBM Data Processing Customer Engineer, you need more than engineering qualifications. You need to be able to talk confidently and well to any level of customer management, and to have a pleasing personality in your work. As a DPCE, you work in direct contact with your customers, on some of the world's most advanced data processing equipment.

You must have a sound electronic and electro-mechanical background, such as ONC/HNC Electronic or Electrical, or Radar/Radio/Instrument Fitters course in the Armed Services.

You will get thorough training on data processing equipment throughout your career. Starting salaries depend on experience and aptitude, but will not be less than £1,100 a year. Salary increases are on merit—you could be earning £1,900 within 3-5 years. Drive and initiative are always well rewarded at IBM; promotions are made on merit and from within the company.

If you are between 21 and 31 and would like this chance to become part of a rapidly expanding and exciting computer industry, write to IBM.

However, if you are between 18 and 21, IBM can offer you the chance of a challenging career as a Junior Customer Engineer.

You need five G.C.E. 'O' levels, an aptitude for mechanics, a good understanding of electrics, a clear logical mind, and the ability to get on well with people.

Send details of training, experience and age to Mr. D. J. Dennis, IBM United Kingdom Limited, 389 Chiswick High Road, London W4, quoting reference E/WW/262.

IBM

Electronic/instrumentation technician engineers

The Atomic Energy Research Establishment at Harwell has vacancies for Technician Engineers in several sections giving instrumentation support to the scientific work of the establishment.

The posts are in the following fields:

- (i) Assistance in applied research, development, design, commissioning and diagnostics of instrumentation, data processing and control as applied to scientific research.
- (ii) Assistance in design, development diagnostic work and commissioning of electronic control equipment associated with particle accelerator machines or research reactors.
- (iii) Assistance in experimental and development work concerned with research on semiconductor radiation detectors, special semiconductor devices and microelectronic techniques for nucleonic and other applications.
- (iv) Design and development of electromagnetic devices and the application of these to a variety of equipment; e.g. solid state DC to DC converters.

For this stimulating and interesting range of work we are looking for technicians who possess qualifications in Electronics or a related subject at least equivalent to

O.N.C. and who preferably either hold, or are currently studying for, a higher qualification. In addition applicants should have served a recognised apprenticeship or have had equivalent training. Appointments will be made in the Technical Class Grades II and III depending on age and experience. Salary scales are shown below.

PARTICLE ACCELERATOR OPERATORS are also required to join small teams engaged in the control and fault rectification of these machines. The work is novel and interesting and calls for sound technical judgment. Applicants should have served a recognised electrical engineering apprenticeship or have had equivalent training and possess an appropriate Ordinary National Certificate or equivalent qualification. The work involves the use of:

High voltage equipment; vacuum systems and electronics and control circuitry. Some specialised training will be given.

Appointments will be made in the Technical Class Grade II and after initial training, shift working will be required. Details of the shift system, which is based on an average 40-hour week will be available at interview. The shift allowance payable

is dependent on the shift system being worked and varies between 12½% and 20% of salary.

SALARY Technical Class Grade II; £1,375 to £1,595 per annum.
Technical Class Grade III; £1,040 (at age 23) to £1,230 (at age 28 or over on entry) to £1,375 per annum.

HOUSING to rent, or assistance with house purchase, will be available for successful married candidates from outside the Harwell transport area.

HOLIDAYS. 22 working days a year for Grade II, 18 days for Grade III, rising with service, plus public and privilege holidays. Also good sick leave scheme.

CONTRIBUTORY SUPERANNUATION—EXCELLENT HOME TO WORK TRANSPORT SERVICE.

For further details of the above posts and other information please send a postcard, quoting reference E.3442/4S, for the Technical Engineer or E.3428/4S for Operations posts, to Appointments Section 'E' United Kingdom Atomic Energy Authority, A.E.R.E., Harwell, Didcot, Berkshire or telephone Abingdon 4141, Extension 2408 or 2482.

COLLEGE OF I.M.R. COMMNS., Brooks' Bar, Manchester 16, invite applications from suitably qualified persons for the following:

ASSISTANT LECTURER IN MARINE RADIO. P.M.G. Cert., and up-to-date knowledge of the technical syllabus essential. Radar and other qualifications and/or teaching experience an advantage, taken into account when fixing salary, based on the Burnham Scale.

ASSISTANT LECTURER IN MARINE RADAR. Applicants must hold the B.O.T. Radar Maintenance Certificate, and should also have had Radar experience as a marine Radio Officer and/or service engineer.

Both positions available September 1968 or earlier by arrangement.

Write Principal, giving in confidence full details of experience, education, present salary, etc.

BERRY'S RADIO

Require

**COUNTER SALES STAFF
AND**

STENOLETTE ENGINEERS
(fully experienced applicants only)

5 day week, LVs., PERMANENCY

25 HIGH HOLBORN, LONDON, W.C.1

THE NATIONAL INSTITUTE OF AGRICULTURAL ENGINEERING.

TW 111 required to assist a small team investigating problems associated with the measurement of light and control of temperature and carbon dioxide concentration in greenhouses. Practical experience in electronics necessary and some knowledge of modern recording equipment desirable.

Qualifications: O.N.C. or equivalent.

Salary Scale: £895 p.a. at age 21 rising to £1,149 p.a. at age 28 or over with a maximum of £1,283 p.a.

Ref.: 68/ECD/22.
**FIVE-DAY WEEK SUPERANNUATION
CANTEEN**

Application forms from: The Secretary, N.I.A.E., Wrest Park, Silsoe, Bedford.

Computer Engineers

Due to continued expansion NCR require additional **ELECTRONIC** and **ELECTRO-MECHANICAL ENGINEERS** for Computer Maintenance. Posts are available for men wishing to become Site Engineers.

Training Courses are arranged for suitably qualified men. H.N.C. Electronics, City & Guilds Final or equivalent standard required. Men from Forces with radar experience welcome.

Knowledge of electronic or electro-mechanical equipment necessary. Good Pension and Bonus Plan in operation.

Please write for Application Form to The Personnel Officer.

NCR, 1000 North Circular Road, London, NW2, quoting Publication and month of issue.

Plan your future with

NCR

TELEVISION ENGINEER

Rapidly expanding Company in CCTV requires an engineer to control its Sales/ Servicing operations in the London area. Ability to maintain one inch helical scan video VR 7003 recording machines, T/V monitors and vidicon cameras essential.

In addition to servicing CCTV installations, he will be required to promote new business in his area. Estate car will be provided and there is a pension scheme. Write giving full details to:—

Technical Director, Television Applications Ltd., 9/11 Windmill St., London, W1

ELECTRONIC ORGANBUILDERS REQUIRE DRAUGHTSMEN with at least 5 years' Electro-mechanical and Electronic experience, minimum qualification ONC or equivalent.

These positions carry good salaries and prospects. Applications, giving age and career details to Mr. J. Meredith, COMPTON ORGANS LTD., CHASE ROAD, London, N.W.10.

DEMONSTRATION cabinet to house four decks and ancillary equipment. Record Storage 5ft. 6in. plate glass top. £45.—A. L. Stamford, Ltd., 98, Weymouth Terrace, London, E.2. Tels.: 01-739 5003, 01-365 0042.

HEATHKIT Mohican communications RX GC-1U with power unit; total cost £50 only 6 months old, still has 6 months' guarantee and is in brand new condition—a bargain at £30.—G. Headridge, 31, Crescent St., Dundee, Scotland. [207]

MARCONI signal generator, type 995A, 1.5-220 MHz, FM/AM, little used, perfect, now surplus to requirements; cost £325 in 1964; manual, £110.—Westrex Co., Ltd., Service Division, Coles Green Rd., London, N.W.2. Tel. 01-452 5401. [1983]

QUANTITIES of Barretter valves, CL33, CY31 and CIC, wanted, new and boxed; have for exchange new 6AQ5 EL84, 6BR7 and ECC8 valves, or will buy for cash.—Harrington Photographic, 435, Green Lanes, London, N.4. 01-340 5241. [1910]

PLANAR transistors 2N2369 650 MHz, 6/6; PEP5 500 MHz, 5/6; EBC 10/6; tape pre-amp, less valves, £4 o.n.o.; F.M. tuner less crystals, £3; precision resistors; details and lists, s.a.e.—Box WW210, Wireless World.

B.B.C.2 TV, RADIO, TAPE REC. SERVICE SPARES. UHF/625, modify your set to B.B.C.2. Manufacturers conversion kits & tuners, list available. Philips 625 conversion kit, new, including 7 valves & circuit, £4/18/6 (less valves 39/6), p/p 6/-. GEC/Sobel Dual 405/625 IF amp and output chassis, new, incl. circuit 39/6, p/p 4/6. Ferguson 625 IF amp chassis, new, incl. 6 valves 55/- (less valves 17/6), p/p 4/6. New UHF tuners, incl. valves 32/6 (less valves 12/6) or transistorised 70/-, p/p 4/6. New VHF tuners, GEC transistorised 70/-, A.B., Philips, Dual standard, Brayhead 3005 30/-, Cydon 20/-, K-B, 16Mc/s or 38Mc/s 10/-, p/p 4/6. Many others available. Fireball tuners, push button tuners, used, 17/6, p/p 4/6. TV Signal Boosters, transistorised, Pye/Labgear B1/B3 and UHF battery 75/-, UHF mains 97/6, UHF mast-head 105/- post free. L.O.P.T.s., scan coils, frame output transf., mains droppers, etc., for all popular makes. CRTs 14, 17 inch from £4/5 (callers only). Tape recorder belts, heads, motors, etc. Salvaged components, large selection transformers, scan coils, turrets, etc. Enquiries invited, C.O.D. despatch available.—MANOR SUPPLIES, 64, Golders Manor Drive, London, N.W.11; callers, 589b, High Road, North Finchley, N.12 (near Cranville Road). HIL 9118 (day). SFE. 4032 (evg.). Early closing Thursday 1 p.m. [60]

TELEVISION ENGINEERS

A number of suitably qualified candidates are required for field television servicing by Radio Rentals at many branches. The positions are permanent and colour training will be given to suitable candidates. Car allowance or Van supplied. Non-contributory pension scheme. Good salary plus commission, etc. Apply in first instance to:

Personnel Manager,
RADIO RENTALS,
Empire House,
414, Chiswick High Road,
London, W.4.
01-994 6411.

MICROWAVE SYSTEMS ENGINEERS

As a result of continuing expansion of this company's business, we are looking for leading Installation, Commissioning and Testing Engineers who are experienced in the field of high capacity telephony and television microwave links.

We want the best engineers who can show evidence of their successful management of projects overseas or in the U.K. and we are prepared to pay attractive salaries to the right men.

For further details 'phone or write in strict confidence to:
David A. D. Smith,



PYE TELECOMMUNICATIONS LTD.,
Newmarket Road, Cambridge.
Phone: Cambridge (OCA3) 61222

If you are currently earning less than £1,600 p.a. you might not yet have the experience we are seeking for these posts, but we should still like to hear from you.

ELECTRONIC ENGINEERS

Service Engineers required for Offices, throughout the United Kingdom, of well-known Company manufacturing Electronic Desk Calculating Machines. Applicants should possess a sound knowledge of basic electronics with experience in electronics, Radar, Radio and TV or similar field. Position is permanent and pensionable. Comprehensive training, on full pay, will be given to successful applicants. Please send full details of experience to the Service Manager, Sumlock Comptometer Ltd., 102/108 Clerkenwell Road, London, E.C.1.

W E L L W O R T H Y

A founder-member of the Associated Engineering Group is the foremost manufacturer of Diesel Engine Piston Equipment in the world, and employs 5,000 people in six factories in the South of England—and offer the following career opportunities at their modern, up-to-date Research and Development Laboratories in Lymington.

SENIOR ELECTRONICS ENGINEER

Responsibilities would include full responsibility of the Electronics Laboratory, which is concerned with a wide range of activities in engineering, metallurgy, chemistry and plastics.

Preference given to person with previous experience in the field of General Electronics, as applied to diesel engine testing, instrumentation, strain gauge applications, or the application of electronics to automatic machine tools.

Minimum academic qualifications would be H.N.C. in Electrical Engineering or Electronics. This is a permanent pensionable career appointment, assistance with housing may be available.

Please write to:

The Employment Manager
Wellworthy Limited,
Radial Works,
LYMINGTON, Hampshire.



20 Penywern Rd., Earls Court, London, S.W.5 Tel: 01-373 8721

This Private School provides full & part day training in the following professional subjects

**RADIO & TELEVISION SERVICING
RADAR THEORY & MAINTENANCE
RADIO TELEGRAPHY**

International Publishing Corporation Ltd.

require a

TECHNICIAN to work on electronics in their Development Division located at Feltham, Middlesex. The work is applied to advanced electronics in the printing industry. Applicants should have, or be near to attaining, **ONC (Electronics)** and further time for studies will be available for the right candidate. Salary according to age and experience.

Write in confidence to: Director of Research & Development, IPC (Group Management) Ltd., Astronaut House, Hounslow Road, Feltham, Middlesex.

OUTSTANDING OPPORTUNITIES FOR ABOVE AVERAGE DESIGN AND DEVELOPMENT ENGINEERS

To earn not less than £2,500 p.a.

Qualified Engineers are urgently required to work on advanced engineering contracts in the Home Counties and Provinces, with experience in one or more of the following fields:—

- | | |
|-------------------------------------|---------------------------------|
| (1) Analogue and Digital Equipments | (3) Radar and Navigational Aids |
| (2) Microwave and Communications | (4) Instrumentation |

This is a first-class opportunity to work on exciting projects at exceptional salary levels.



STRAND TECHNICAL CONTRACTORS LIMITED

NORMAN HOUSE, 105-109 STRAND, LONDON, W.C.2

01-636 5557

Please quote: EW1

WESTMINSTER 10 spindle fully automatic transformer winding machine, automatic paper interleaving and provision for parting off coils by rotating blade, exceptional condition; very reasonable.—102, Parrswood Rd., Manchester 20. Tel. Rusholme 3553.

MARCONI a.m./f.m. signal generators TF995/A2, 1.5 mcs to 220 mcs, £65; CT218.85 Kcs to 30 mcs, film scale, £45; No. 12 35 kcs to 18.9 kcs, £45; No. 13 20 mcs to 80 mcs, £50; CT53.8.9 mcs to 330 mcs, a.m. only, £12; 1052 Cossor Scope, £15; A.V.O. Model D, £5; carriage extras.—Box WW211, Wireless World.

ULTRASONIC amplifiers by British maker, 35 watt models, 200/245v mains operation components include: 2-EL34 and 1-ECC81 valves 2 by 100 diodes, 1 mains transformer topped 200/220/240/250/230v, 0.85 amp, 1 mains transformer 220/240v-450v also O.P. trans, 6ft mains lead c/w Bulgin connector. Price (incl. carriage U.K.) £3/10 each.—J. Black, 44, Green Lane, Hendon, N.W.4. [1984]

ROTAX rotary converters, input 24V d.c.; output 115V, 50h, 400 cycles, 1.8 amps, £6; carbon pile voltage regulators type 1036, 24V, 30/-; TCC Metal-pack tubulars, 0.05mfd./500v, 0.1mfd./350v, £2 per 100. TCC base mounting 0.02mfd/11 KV, 27/6; Ditto, 0.1mfd., £2; Redifon transmitter inductances, £4; capacitors, U.S.A. make, 0.5mfd., 7.5KV, 25/-; LF chokes in stock; carriage paid.—Box WW1988, Wireless World.

INSTRUMENTS for sale:—Solartron laboratory amplifier Model AWS-51-A, bandwidth 5c/s-800 Kc/s, gain 94 d.b., 15c/s-350 Kc/s, £30; Muirhead Wigan Decade Oscillator, Type D-105-A, 1c/s-111 Kc/s in 1 c/s steps, £40; Dawe wide range oscillator, Type 400 B, 20 c/s-200 Kc/s with output V.V., £25; Dawe wide range oscillator, Type 400 C, 1 c/s-1 Kc/s with output monitor scope, £20; Muirhead volt ratio box, Type A-202-A, resistance 50 Kn, max. voltage 1 kv, £5; these instruments are in good condition and working order, from private laboratory; postage not included.—Box WW1987, Wireless World.

BBC tv

film recordists

BBC Television requires fully qualified and experienced technicians as **Holiday Relief Film Recordists (£29 14s. per week)** and **Assistant Film Recordists (£21 18s. per week)** for the summer months.

Initial appointment for two months. Possibility of extension for further four months.

Based in London.

Write, giving age and full particulars of relevant experience, to **General Manager, Film Operations and Services, Television Film Studios, Ealing Green, London, W.5.**

TELEPRINTER MECHANIC

Responsibility will initially be for the installation and maintenance of sophisticated teleprinter systems involving some logic switching.

This position will appeal to a man with a sound knowledge of Telegraphic and logic switching who seeks the opportunity to commence a career with a fast expanding company. Driving licence desirable.

Our business is telecommunications.

A good salary will be offered commensurate with experience. The Company has an excellent pension and life assurance scheme. Substantially reduced holiday air fares are available to most parts of the world.

Please apply in writing stating details of age and experience to—

**General Manager, Personnel (WW/TM),
INTERNATIONAL AERADIO LTD.,
Aeradio House,
Hayes Road,
Southall, Middlesex.**

PROGRESS IN DIELECTRICS Series

Edited by **J. B. Birks, B.A., Ph.D., D.Sc., F. inst. P., A.M.I.E.E.** (General Editor) and **J. H. Schulman, Ph.D. (American Editor, Vols. 1 & 2)** and **Professor J. Hart (American Editor, Vol. 3)**

The aim of this six volume series is to provide a common meeting point for all interested in dielectrics—the electrical engineer, the physicist, the electronics engineer, the molecular chemist, the biologist and the technologist in the whole range of the newer dielectric materials. It will seek to co-ordinate current knowledge of dielectric phenomena, materials and techniques and to review recent progress.

Please send for full details

ILIFFE BOOKS LTD.,

**DORSET HOUSE,
STAMFORD STREET,
LONDON, S.E.1.**

UNIVERSITY OF BIRMINGHAM

Department of Physiology

Senior Technician for expanding electronic workshop. This interesting work is concerned with development and maintenance of equipment used in physiological research, and for teaching medical and dental students. Experience of similar equipment and/or H.N.C. Salary scale £942-£1,230 per annum. Applications quoting reference PH/ST/108 to Personnel Adviser, P.O. Box 363, University of Birmingham, Edgbaston, Birmingham 15.

A Better deal for cash customers. We do not provide interest free credit but offer a generous discount of 15% for cash. Equipment despatched brand new in sealed cartons on receipt of remittance with order. Agents for all leading makes. Demonstrations, service guidance.—Write or phone. Callers welcome. Open all day Saturday, Thursday half day.—Audio Services, Ltd., 82, East Barnet Rd., New Barnet, Herts. Tel. Barnet 6605. T20

A L. STAMFORD, Ltd., Clearance Lines. Enclosure fitted Axiom 201 £22/10. Corner enclosure fitted Wharfedale three speaker system: Super 12in.—8in.—3in. £29/15. Column fitted Wharfedale 8in. £12. Leak 20/stereo varislope—new, £45. Rogers Cadet Mk. II and variable tuner £34. Australian walnut cabinet fitted Lenco 85/Deram. Leak 20/Point One, Trough Line £60. Chapman 55E/FM 4 band tuner £20. Armstrong A20/PCU 25 £20. GL 58/Deram £15/15. Dulci stereo amplifier and control £15/15. Rogers Junior control, new, £7. Rogers Junior tuner and power pack £9.—A. L. Stamford, Ltd., 98, Weymouth Terrace, London, E.2. Tels.: 01-739 5003, 01-363 0042. [1990

THE LONDON HOSPITAL MEDICAL COLLEGE

(University of London)

ELECTRONICS TECHNICIAN

Applications are invited for the post of ELECTRONICS TECHNICIAN in the PHYSIOLOGY DEPARTMENT. Duties include construction and maintenance of electronic equipment in the College. H.N.C. or equivalent qualification desirable but a student technician could be considered for training provided he had A level Physics. Initial salary will be according to age, qualifications and experience and based on Whitley Council Scale for Medical Laboratory Technicians. Applications, in duplicate, to the Secretary, The London Hospital Medical College, Turner Street, London, E.1, within fourteen days.

IS EDISON YOUR MIDDLE NAME ?

If so, we need you to work on development of microcircuit input-output devices for the printing industry, mainly as personal assistant to designer/director.

Industrial experience not essential. We are looking for an original mind and practical competence as a breadboard engineer. Location: N.W.9.

The job is an exceptional opportunity for a determined young man who wants to get somewhere. (Good pay, tco.)

Ring: H. V. Purdy 01-673 0691.

CRYPTON EQUIPMENT LIMITED BRIDGWATER, SOMERSET.

We invite applications from suitably qualified technicians to fill a vacancy for a Field Service Engineer in the Surrey/Middlesex area. Candidates should have a good electronics background and be familiar with servicing equipment which incorporates a Cathode Ray Tube. An experienced Television Engineer may be suitable for this position, which is a Staff appointment and a vehicle will be provided. Letters of application should be forwarded to the above address and marked for the attention of the Service Manager.

MOBILE RADIO TELEPHONES

can you say who led the world with? ...

The first high-power solid-state FM mobile to meet the GPO type test specification—at 25 watts.

The first high-power solid-state AM mobile to meet the GPO type test specification—at 12.5 kHz channel spacing.

The first AM base station to meet GPO type test specification for 12.5 kHz channel spacing, at 50 watts.

If you can say who won these "firsts," you are deeply interested in VHF development. But are you closely enough concerned to merit a place in our development labs at Croydon, and help us produce more "firsts"?

Send relevant details in strict confidence to:—

Pat Webster, Ref. VW 4106
Hudson Electronics Ltd.,
Peall Road, Croydon. CR9 3AX.
01-684 9771.

A division of Standard Telephones & Cables Limited.

STC



BRITISH EAGLE
INTERNATIONAL AIRLINES

SIMULATOR ENGINEER

This leading Independent Airline has a vacancy for a qualified and experienced Engineer to work on its Britannia Simulator at London (Heathrow) Airport. He should have Civil or Service Simulator experience, and will have undergone training with a Manufacturer. He should have qualified in two of the following subjects: Theory of Flight, Control Loading, Radio Aids, Engines Jet or Turbine. And have a good background in Amplifier Theory, Motors, Generators and Power Supplies, and practical experience of Control Diagrams and Servo mechanisms would be helpful. The work is interesting, and the Company can offer excellent conditions of employment and generous travel concessions.

Please apply in writing to the Personnel Manager, British Eagle International Airlines Limited, London (Heathrow) Airport, Hounslow, Middlesex.

You get a good deal from

Marconi MARINE...

... There is a vacancy for a

COMMUNICATIONS ENGINEER

for the maintenance of communications equipment which is located mainly on North Sea oil drilling rigs. The Engineer will be based at Chelmsford and will be required to travel at short notice to remote sites.

Experience of H.F. I.S.B. communications equipment, teleprinters and automatic error-correction systems, together with experience in V.H.F. maintenance work, is essential.

Hours 8.30 a.m.-4.54 p.m., five day week. Facilities available include social club, staff restaurant and pension scheme.

Applications in writing to:

Personnel Officer (Shore Staff),

The Marconi International Marine Co. Ltd.,

Elettra House, Westway, Chelmsford, Essex.

You get a good deal from

Marconi MARINE...

... There is a vacancy for an
**EXPERIENCED
RADAR SERVICE ENGINEER**

with initiative and ability, to define methods of installation and maintenance of modern marine radar equipment, and conduct post-development investigations.

Ex-Service Radar Engineers would be considered for this position.

Please write giving details of experience and qualifications to:

**Personnel Manager (Shore Staff),
The Marconi International Marine Co. Ltd., Elettra House,
Westway, Chelmsford, Essex.**

DESIGN STANDARDS ENGINEER

This post is for an engineer to assist in the formulating of Engineering Standards relating to electronic and electro-mechanical equipment.

Considerable detail work in analysing the requirements of existing National Standards will be required.

Preferably applicants should have had 1 or 2 years experience in a similar position although consideration will be given to other applicants with suitable background. Our Company is well known for its personnel policy on working conditions, hours, holidays, pension and sick pay arrangements.



Please apply to: Personnel Officer,
NCR, 1,000 North Circular Rd., London NW2

ARTICLES WANTED

WANTED, either AN/APR-2, -5, or -9.—Levin, 26, Greenview Drive, Towcester, Northants. [212]

FLEMING diode & magnetic detector.—Rasmussen, 164, Lowell, Redwood City, California, U.S.A. [205]

WANTED, all types of communications receivers and test equipment.—Details to R. T. & I. Electronics, Ltd., Ashville Old Hall, Ashville Rd., London, E.11. Ley. 4986. [63]

NEW GRAM AND SOUND EQUIPMENT

GLASGOW—Recorders bought, sold, exchanged; cameras, etc., exchanged for recorders or vice-versa.—Victor Morris, 343, Argyle St., Glasgow. C.2. [11]

VALVES

VALVE cartons by return at keen prices; send 1/- for all samples and list.—J. & A. Boxmakers, 75a, Godwin St., Bradford, 1. [10]

VALVES WANTED

WE buy new valves, transistors and clean new components, large or small quantities, all details, quotation by return.—Walton's Wireless Stores, 55, Worcester St., Wolverhampton. [62]

CAPACITY AVAILABLE

AIRTRONICS, Ltd., for coil winding, assembly and wiring of electronic equipment, transistorised sub-unit sheet metal work.—3a, Walerand Rd., London, S.E.13. Tel. 01-852 1706. [61]

TUITION

KINGSTON-UPON-HULL Education Committee, College of Technology, Principal E. Jones, M.Sc., F.R.I.C.

FULL-TIME courses for P.M.G. certificates and the radar maintenance certificate, also in electrical and electronic engineering.—Information from College of Technology, Queen's Gardens, Kingston-upon-Hull. [18]

RADIO officers see the world. Sea-going and shore appointments. Trained vacancies during 1968. Grants available. Day and boarding students. Stamp for prospectus.—Wireless College, Colwyn Bay. [12]

STUDY radio, television and electronics with the world's largest home study organisation, I.E.R.E., City & Guilds, R.T.E.B., etc. Also practical courses with equipment. No books to buy. Write for free prospectus to ICS (Dept. 442), Intertext House, London, SW11. [24]

FREE to ambitious engineers! 132-page Guide to F.Sc. (Eng.), A.M.I.E.R.E., A.M.S.E., A.M.I.M.I., City & Guilds, A.I.O.B., A.R.I.C.S., G.C.E., etc., on "Satisfaction or Refund" terms; thousands of passes—over 600 Home Study Courses in all branches of Engineering, Building, Radio, Electronics, etc.—Write: B.I.E.T. (Dept. 151K), Aldermaston Court, Aldermaston, Berks. [14]

TV and radio, A.M.I.E.R.E., City & Guilds, R.T.E.B., certs., etc. on satisfaction or refund of fee terms; thousand of passes; for full details of exams and home training courses (including practical equipment) in all branches of radio, TV, electronics, etc., write for 132-page handbook—free; please state subject.—British Institute of Engineering Technology (Dept. 150K), Aldermaston Court, Aldermaston, Berks. [15]

TEST EQUIPMENT — SURPLUS AND SECONDHAND

HALLICRAFTER SX62 American Communications Receiver with R46 Speaker; all wave coverage, crystal oscillator, high fidelity sound; £60.—Rowe, 23, Tangier Rd., Guildford, Surrey. [1988]

SIGNAL generators, oscilloscopes, output meters, wave voltmeters, frequency meters, multi-range meters, etc., etc., in stock.—R. T. & I. Electronics, Ltd., Ashville Old Hall, Ashville Rd., London, E.11. Ley. 4986. [64]

WELL known units by leading makers! Oscilloscopes for sale, at bargain prices, various types from £20 to £195; secondhand but in good condition, A.C. mains operated, 3/4in screens, twin beams, long persistence C.R.T.s on some models; few only, not to be missed.—(Dept. WRM) Lind-Air (Electronics) Ltd., 53, Tottenham Court Rd., W.1. 01-580 4532 (callers welcome). [1970]

RECEIVERS AND AMPLIFIERS — SURPLUS AND SECONDHAND

HRO Rx5s, etc., AR88, CR100, BRT400, G209, S640, etc., etc., in stock.—R. T. & I. Electronics, Ltd., Ashville Old Hall, Ashville Rd., London, E.11. Ley. 4986. [65]

TECHNICAL TRAINING

CITY & GUILDS (Electrical, etc.), on "Satisfaction or Refund of Fee" terms. Thousands of passes. For details of modern courses in all branches of electrical engineering, electronics, radio, T.V. automation, etc., send for 132-page handbook—free.—B.I.E.T. (Dept. 152K), Aldermaston Court, Aldermaston, Berks. [13]

BECOME "Technically Qualified" in your spare time, guaranteed diploma and exam. home-study courses in radio, TV, servicing and maintenance. R.T.E.B., City & Guilds, etc., highly informative 120-page Guide—free.—Chambers College (Dept. 837K), 148, Holborn, London, E.C.1. [16]

P.M.G. Certificates, City & Guilds and I.E.R.E. Examinations. Also many non-examination courses in Radio, TV and Electronics. Study at home with world famous ICS. Write for free Prospectus stating subject to—International Correspondence Schools (Dept. 443), Intertext House, Parkgate Rd., London, SW11. [25]

PATENTS

THE proprietors of Patent No. 950,830 for "Improvements in Antennae" desire to commercial exploitation in the United Kingdom by licence or otherwise. Replies to: Sydney E. McGee & Co., Saxone House, 52-56, Market St., Manchester 1. [1985]

BOOKS

"**ULTRASONIC** delay Lines." C. F. Brockelsby, B.Sc., A.R.C.S., A.M.I.E.E., J. R. Palfreeman, R. W. Gibson, B.Sc. (Eng.), Grad. I. Mech. E. The authors are members of a team which has been working on ultrasonic delay lines, since the early days, at the Mullard Research Laboratories. This is the first book to be written specifically on the subject, which has important applications in radar, radio and television, electronic computers, pulse-forming networks, correlation techniques and multi-channel communication systems. The early chapters discuss basic principles and the various type of delay lines are then covered. The chapter on electronics for delay lines deals fully with the design of broad-band amplifiers, oscillators, etc., either with transistors or valves. The last two chapters are devoted to the delay line measurements and the many applications of delay lines among the five appendices there is one containing nearly 60 curves which give the characteristics of many delay line materials. The final appendix discusses one of the latest developments, ceramic transducers, 65/- net, 66/3 by post.

To meet the technical requirements of our production programme, and to provide for a situation arising during the next 12-18 months consequent on the retirement of long service staff, we are seeking the services of

ELECTRICAL INSPECTION PERSONNEL

In Supervisory and Technical grades

We are looking for specific experience in the use of sophisticated measuring instruments, the interpretation of test specifications and good theoretical knowledge and training in telecommunications or similar allied branches of electronics (e.g. Radio and T.V. test, fault finding etc.)

Salaries will recognise experience and ability.

Please write briefly with request for form of application to

**Personnel Manager,
PHOENIX TELEPHONES LIMITED
Grove Park, London, N.W.9**



BUCKS WATER BOARD

ENGINEERING ASSISTANT (Electrical & Control)

Applications are invited from preferably qualified Electrical Engineers for the above post in the Mechanical and Electrical Section of the Engineer and Manager's Department to assist with all electrical work and the supervision of automatic and centralised production control.

The salary will be within scale £1,560 to £1,980 per annum (Grades V/VI of the Water Supply Industry Staff Conditions). The appointment will be subject to a medical examination and two references. Full details and application forms can be obtained from the undersigned to be returned not later than 1st April, 1968.

R. Pownall, Esq.
Engineer and Manager,
Bucks Water Board,
Byron Road,
Aylesbury, Bucks.

Ideal opportunity to further your experience and be associated with
Aeronautical Research and Development

ELECTRONIC CRAFTSMEN

ROYAL AIRCRAFT ESTABLISHMENT BEDFORD


Electronic Craftsmen are required to work in a wide range of new and interesting fields in electronic engineering, covering instrumentation associated with model aircraft, digital data measurements and recording, digital computer techniques, radio telemetry systems coupled to research flying, aircraft simulation involving servo systems and analogue computing, closed circuit television systems, aircraft radio/radar systems with particular reference to automatic blind landing of aircraft and also ground radio/radar systems associated with Air Traffic Control. In all these fields Craftsmen work very closely with research scientists and engineers, and are given every opportunity to expand their experience. Craftsmen are mainly employed in the construction, testing and maintenance of equipments. Encouragement is given to craftsmen to further their technical education. Men who have had an approved apprenticeship or training in electronics, telecommunications, light current electrical engineering or H.M. Forces training in radio, radar and wishing to further their experience should apply. Radio/T.V. service experience would be an advantage. R.A.E. can offer excellent working conditions with good prospects for promotion. Ministry housing scheme available for married candidates from outside the area.

Applications should be made to:—

The Labour Manager
Royal Aircraft Establishment
Bedford


Tel. No. BEDford 55241. Ext. 7594

BUILD YOURSELF A QUALITY TRANSISTOR RADIO!



FRANSSONA FIVE MED. LONG & TRAWLER BAND. 5 transistors and 2 diodes, ferrite rod aerial, tuning condenser, volume control. 3in. speaker, 6½ × 4½ × 1½in. Total Building Costs 42/6. P. & P. 3/6. Plans and Parts list 1/6 (free with parts).


MELODY SIX. MED & LONG WAVES. 6 transistors and 2 diodes. Push-pull output, tuning condenser, ferrite rod aerial. 3in. speaker, etc., 6½ × 3½ × 1½in. Total Building Costs 59/6. P. & P. 3/6. Plans and parts list 2/- (free with parts).




POCKET FIVE. MED. & LONG WAVES & EXTENDED MED. WAVE BAND. 5 transistors and 2 diodes, ferrite rod aerial, tuning condenser. 3in. speaker, etc. 5½ × 1½ × 3½in. Total Building Cost: 39/6. P. & P. 3/6. Plans and parts list 1/6 (free with parts).

SUPER SEVEN. MED. LONG & TRAWLER BAND. 7 transistors and 2 diodes. 3in. speaker, 2 R.F. stages, push-pull output, etc. 7½ × 5½ × 1½in. Total Building Costs 69/6. P. & P. 3/6. Plans and parts list 2/- (free with parts).

ROAMER SEVEN Mk. 4. 7 wavebands—MW1, MW2, LW, SW1, SW2, SW3 and Trawler Band. 7 transistors and 2 diodes. Ferrite rod aerial and telescopic aerial. Socket for car aerial. 7 × 4in. speaker. Airspaced ganged tuning condenser, etc. Size 9 × 7 × 4in. Total Building Costs 25/10/6. P. & P. 6/3. Plans & parts list 3/- (free with parts).




ROAMER SIX. 6 wavebands—MW1, MW2, SW1, SW2, LW and Trawler Band. 6 transistors and 2 diodes. Ferrite rod and telescopic aerials. 3in. speaker. Top grade components. Size 7½ × 5½ × 1½in. Total Building Costs 75/6. P. & P. 3/6. Plans and parts list 2/- (free with parts).




RADIO EXCHANGE CO. LTD., 61 High Street, Bedford. 'Phone: 52367 Callers side entrance Barratts Shoe Shop Open 9—5 p.m. (Sat. 9—12.30 p.m.)

4-STATION INTERCOM



Solve your communication problems with this new 4-Station Transistor Intercom system (1 master and 3 subs), in de luxe plastic cabinets for desk or wall mounting. Call/talk/listen from Master to Subs and Subs to Master. Operates on one 9 v. battery. On/off switch. Volume control. Ideally suitable to modernise Office, Factory, Workshop, Warehouse, Hospital, Shop, etc., for instant inter-departmental contacts. Complete with 3 connecting wires, each 66ft. and other accessories. Nothing else to buy. P. & P. 7/6 in U.K.

INTERCOM/BABY ALARM



Same as 4-Station Intercom for two-way instant conversation. Ideal as Baby Alarm and Door Phone. Complete with 66ft. connecting wire. Battery 2/6. P. & P. 3/6.

7-STATION INTERCOM

(1 MASTER & 6 SUB-STATIONS) in strong metal cabinets. Fully transistorised. 3½in. Speakers. Call on Master identified by tone and Pilot lamp. Ideally suitable for Office, Hotel, Hospital and Factory. Complete with 50 yards cable and batteries. Price 21 gns. P. & P. 12/6 in U.K.

Transistor TELEPHONE AMPLIFIER



Why not increase efficiency of Office, Shop and Warehouse with this incredible De-Luxe Portable Transistor TELEPHONE AMPLIFIER which enables you to take down long telephone messages or converse without holding the handset. A useful office aid. A must for every telephone user. Useful for hard of hearing persons. On/off switch. Volume Control. Operates on one 9 v. battery which lasts for months. Ready to operate. P. & P. 2/6 in U.K. Add 2/6 for Battery. Full price refunded if returned in 7 days.

WEST LONDON DIRECT SUPPLIES (W.W.).
169 Kensington High Street, London, W.8



symbol of quality

trade only

for electronic components - by return

WW-117 FOR FURTHER DETAILS


LAWSON BRAND NEW TELEVISION TUBES

Complete fitting instructions are supplied with every tube. Terms: C.W.O. Carriage and insurance 10/.

The continually increasing demand for tubes of the very highest performance and reliability is now being met by the new Lawson "Century 99" range of C.R.T.s.

"Century 99" are absolutely brand new tubes throughout manufactured by Britain's largest C.R.T. manufacturers. They are guaranteed to give absolutely superb performance with needle sharp definition screens of the very latest type giving maximum Contrast and Light output; together with high reliability and very long life.

"Century 99" are a complete range of tubes in all sizes for all British sets manufactured 1947-1967.



12"—£4 : 10 : 0
14"—£5 : 10 : 0
17"—£5 : 19 : 0
19"—£6 : 19 : 0
21"—£7 : 15 : 0

2 YEARS FULL REPLACEMENT GUARANTEE.

LAWSON TUBES

18 CHURCHDOWN ROAD
MALVERN, WORCS.

Tel. MAL 2103

TRAIN TODAY FOR TOMORROW

Start training TODAY for one of the many first-class posts open to technically qualified men in the Radio and Electronics industry. ICS provide specialized training courses in all branches of Radio, Television and Electronics—one of these courses will help YOU to get a higher paid job. Why not fill in the coupon below and find out how?

Courses include:

- RADIO/TV ENG. & SERVICING
- AUDIO FREQUENCY
- CLOSED CIRCUIT TV
- ELECTRONICS—many new courses
- ELECTRONIC MAINTENANCE
- INSTRUMENTATION AND SERVOMECHANISMS
- COMPUTERS
- PRACTICAL RADIO (with kits)
- NEW PROGRAMMED COURSE ON ELECTRONIC FUNDAMENTALS

Guaranteed Coaching for:

- Inst. Electronic & Radio Engs.
- C. & G. Telecom. Techns' Certs.
- C. & G. Electronic Servicing
- R.T.E.B. Radio/T.V. Servicing Cert.
- Radio Amateur's Examination
- P.M.G. Certs. in Radiotelegraphy
- General Certificate of Education

Start today - the ICS way

INTERNATIONAL CORRESPONDENCE SCHOOLS
Dept. 230 Parkgate Rd., London, S.W.11.

Please send FREE book on

Name

Address

..... 3.68

Archaeologist requires a modern Mine Detector capable of detecting Non-Ferrous and Ferrous metals. Will collect suitable instrument anywhere in Britain and pay cash.

Phone or write:—

D. G. Cotton. Cotton T.V. Service,
63-65, Oundle Road, Peterborough.
Phone: Peterborough 2888.

LINEAR I.Cs, M.O.S.F.E.Ts

RCA: CA3020, push-pull amp, d.c. to 8MHz, up to 550 mW output. With data, 33/-. CA3011, high-gain i.f. amp/limiter for f.m. receivers, 25/-. MULLARD: TAA263, 75dB amp. in small transistor can, 27/-; 320TAA, unity gain impedance converter, m.o.s.f.e.t. input, 18/9; 101TAB, transistor quad for ring modulators, 21/-; 100MHz M.O.S. F.E.T. High slope (7.5mA/V min.), low noise, leakage, cross-mod. RCA 40468. 10/6. SEE ADVERT JAN, p. 135 for OTHER TRANSISTORS. Mail order only. Orders over 10/-, U.K., post paid.

AMATRONIX LTD. (Dept. WW3),
396 SELSDON ROAD, CROYDON,
SURREY, CR2 ODE.

DAMAGED METER?

Have it repaired by Glaser

Reduce overheads by having your damaged Electrical Measuring Instruments repaired by L. Glaser & Co. Ltd. We specialise in the repair of all types and makes of

INSTRUMENT REPAIRS

Voltmeters, Ammeters, Microammeters, Multirange Test Meters, Electrical Thermometers, Recording Instruments, Leak Detectors, Temp. Controllers, all types Bridges & Insulation Testers, etc.

As contractors to various Government Departments we are the leading Electrical Instrument Repairers in the Industry. For prompt estimate and speedy delivery send defective instruments by registered post, or write to Dept. W.W.:—

L. GLASER & CO. LTD.
1-3 Berry Street, London, E.C.1.
Tel.: Clerkenwell 5481-2

"WIRELESS Servicing Manual." W. T. Cocking, M.I.E.E. This is the tenth edition of a book which since 1936 has been known to radio servicemen everywhere as a reliable, thorough and comprehensive guide to solving most of the problems that arise in the repair, maintenance and adjustment of the modern radio receiver. In the present edition a major addition is a chapter devoted to transistors and transistor sets. The author of "Wireless Servicing Manual" is well known to a wide circle of readers as former editor of "Electronic Technology" and now of "Industrial Electronics." His crisp, lucid style makes this handbook of utmost value to the service man and amateur alike. 25/- net, 26/- by post from Iliffe Books Ltd., Dorset House, Stamford St., London, S.E.1.

"RADIO Designer's Handbook." Editor, F. Langford-Smith, B.Sc., E.E., Senior Member I.R.E. (U.S.A.), M.I.E. (Aust.), a comprehensive reference book, the work of 10 authors and 23 collaborating engineers, containing a vast amount of data in a readily accessible form; the book is intended especially for those interested in the design and application of radio receivers or audio amplifiers. Television, radio transmission and industrial electronics have been excluded in order to limit the work to a reasonable size. 65/- net from all booksellers. By post 67/9 from Iliffe Books Ltd., Dorset House, Stamford St., London, S.E.1.

GENUINE BRAND NEW PRODUCTS AT LESS THAN HALF PRICE

BRAND NEW BRITISH RECORDING TAPES—P.V.C. POLYESTER AND MYLAR, with fitted leaders in polythene and boxed, manufactured by reputable British firm, all 100% tested, not to be confused with sub-standard, imported or usual tapes.

S.P.	3"	180'	2/-	5"	600'	6/-
	5 1/2"	900'	8/-	7"	1,200'	9/-
L.P.	3"	225'	2/6	5"	900'	8/6
	5 1/2"	1,200'	10/-	7"	1,800'	13/-
D.P.	3"	350'	4/6	5"	1,200'	12/-
	5 1/2"	1,800'	16/-	7"	2,400'	20/-

Brand new pre-recorded beginners and brush-up courses on tape, in FRENCH, GERMAN, ITALIAN, SPANISH. Full set course of 26 lessons recorded at 33 i.p.s. on Scotch & E.M.I. Course lasts 1 hr. and is complete with manual, our price just 19/6, retail 59/6.

100% TESTED TRANSISTORS

OC23	8/-	AF116	4/-	AD149	8/-
OC25	8/-	AF117	4/-	AF212	8/-
OC26	8/-	AF118	4/-	BCY33	6/6
OC28	8/-	AF119	4/-	BCY34	6/6
OC35	10/-	AF125	4/-	BCY38	6/6
OC38	12/6	AC107	8/-	BCY39	6/6
OC44	3/-	AC126	4/-	BFY60	5/6
OC45	3/-	AC127	4/-	BFY61	5/6
OC46	3/-	AC128	4/-	BFY62	5/6
OC70	3/-	AD140	3/-	GET103	4/-
OC71	3/-	OC161	4/-	GET113	4/-
OC72	3/-	OC169	4/-	GET116	10/-
OC75	3/-	OC170	4/-	GET118	5/-
OC78D	3/-	OC171	4/-	GET119	5/-
OC81	3/-	OC172	4/-	GET573	5/-
OC81D	3/-	OC200	8/-	GET887	5/-
OC76	3/-	OC22	3/-	GET873	4/-
OC78	3/-	OC30	8/-	GET887	4/6
OC82	3/-	OC36	12/6	GET889	4/6
OC82D	3/-	OC77	4/-	GET890	4/6
OC84	4/6	OC81	4/-	GET896	4/6
AF114	4/-	OC123	4/6	GET897	4/6
AF115	4/-	2N404	3/6	GET898	4/-

TRANSISTOR MATCHED SETS

- 1 OC44 + 2 OC45, per set, 10/-
- 1 GET874P sleeved Yellow OC44, per set, 10/-
- 1 GET873P sleeved White OC45 1st I.F., per set, 10/-
- 1 GET873P sleeved Blue OC45 2nd I.F., per set, 10/-
- 1 OC81D + 2 OC81, per set, 9/6
- 1 OC32D2 + OC82, per set, 9/6
- OC83 GET118/119, set of 3, 9/6

DIODES

- 0A81 4/-, 0A85 4/-, 0A182 4/-, 0A202 4/-
- SILICON DIODES
- BYZ 12 (400 v. P.I.V., 6 amp.), 5/-
- BYZ 13 (200 v. P.I.V., 6 amp.), 5/-

ELAC SPEAKERS, 7 x 4in. Price 12/6.
4 TRANSISTOR PUSH/PULL ULTRA, Lin amplifier, 1 watt output, battery operated, designed for electronic instruments, microphones and public address. Many other uses, Price 15/6.

CABINET TO MATCH ABOVE, 10/-.
VOLUME CONTROLS, with switch, price 3/6.
TRANSISTORISED CAR RADIOS, normally £12/10/-.
Our price 26/19/6.
TELESCOPIC CAR AERIALS, 3 extensions, price 17/6
ALL GOODS SUPPLIED CARRY OUR MONEY BACK SATISFACTION GUARANTEE

Postage on all orders 1/-.
STARMAN, 28, Linkscroft Avenue, Ashford, Middlesex. Ashford 53020.

TECHNICAL TRADING Co.

- ★ LONDON—10 Tottenham Court Rd. Tel.: MUS 2639
 - ★ PORTSMOUTH—350-352 Fratton Rd. Tel.: 22034
 - ★ SOUTHAMPTON—72 East St. Tel.: 25851
 - ★ WORTHING—132 Montague St. Tel.: 25851
 - ★ BRIGHTON—Devonian Court, Park Crescent Place
- All Mail Order and 24-hour Robophone service Brighton 680722
BULK! STEREO DECODERS (Arenas 6 transistor complete), 7 Gns.
BULK! AM/FM STEREO RADIOGRAM CHASSIS (Normally 26 Gns.), 17 Gns.
BUY! AM STEREO RADIOGRAM CHASSIS (Normally 18 Gns.), 11 Gns.

TRANSISTORISED TUNER CHASSIS

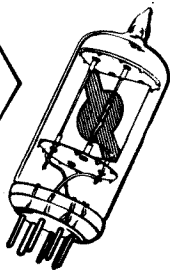
F.M.

TYPE FMT41 High quality, low noise, battery or mains operation. Reproduction stands comparison with tuners costing 3 times as much. Come and hear it at any of our branches or send to Brighton without delay as we anticipate a very heavy demand. This beautifully compact 6 Transistor machine (size 6in. x 4in. x 2 1/2in.), consists of a low noise frequency changer stage with smooth 2 gang tuning feedback. No less than three IF Stages terminating in a double tuned discriminator and LF Stage giving ample output for all quality amplifiers. Operates with negligible drain for months of use from a P.P.3 or any 9 volt battery.
Note: Audio Amplifier of very interesting specification in the course of preparation.

£8-10

POST 2/6

Quartz Crystal Units



For
ACCURACY
RELIABILITY
PRICE ECONOMY
you can
DEPEND
on

Write for
illustrated
Brochure &
Price List

THE QUARTZ CRYSTAL CO. LTD.

Q.C.C. Works, Wellington Crescent,
New Malden, Surrey (01-942 0334 & 2988)

WW-119 FOR FURTHER DETAILS

"ABACS of Nomograms." By A. Giet. Translated from the French by H. D. Phippen and J. W. Head. Most engineers have made use of nomograms at some time in their careers, and are fully alive to the fact that they are a very convenient tool when the same formula has to be solved repeatedly for several sets of variables. It is fair to say, however, that only a small proportion of even those who habitually employ nomograms know how to construct them for their own use. Most of the comparatively small literature on the subject is written for mathematicians and is extremely difficult for the practical engineer to comprehend. This book is essentially practical and not only demonstrates the many and varied applications of the abac of nomogram, but shows how even those without highly specialized mathematical knowledge may construct their own charts. 35/- net from all booksellers. By post 36/- from Iliffe Books Ltd., Dorset House, Stamford St., London, S.E.1.

FABULOUS VALUE

TRANSISTORISED HI-FI RECORD PLAYER

Build your own Hi-Fi Record Player with the Serenade fully transistorised amplifier which comes complete with 2-10" x 6" speakers and the latest BSR 4 Speed Stereo/Mono Record Changer.

Advanced solid state amplifier only 4½" deep, 14 transistors plus 4 diodes, separate Bass and Treble—10 watts total power. Frequency response 30-15,000 c/s.

EASY TO INSTALL
NO TECHNICAL KNOWLEDGE REQUIRED
ONLY 26 GNS.

+P&P 17/6

H.P. terms available. Deposit £6:16:6d and 12 monthly payments of 38/5d (Total H.P. £29:17:6d). Send £7:14:0d today.

FANTASTIC BARGAIN OFFER!

"TRANSCONTINENTAL" FULLY TRANSISTORISED STEREOGRAPHIC RADIOGRAM CHASSIS

Complete with 2-10" x 6" speakers and the latest BSR Mono/Stereo Record Changer—a complete radiogram at half normal price **ONLY**

10 Watts Total output **34½ GNS.** P&P 17/6

17 Transistors & 10 diodes
EASILY FITTED NO TECHNICAL KNOWLEDGE NECESSARY
H.P. available £9:2:6d deposit plus 18 monthly payments of £1:15:9d (Total H.P. £41:6:0).

Send £10.0.0 today

callers welcome

POST THIS COUPON NOW!

PLEASE SEND ME FREE DETAILS OF YOUR RANGE

Name


Address

LEWIS radio

100 CHASE SIDE, SOUTHGATE,
LONDON, N.14. TEL: 01-886 3733/9666

WW-120 FOR FURTHER DETAILS

HEAT LIGHT SPEED CONTROL Unit



LATEST ELECTRONIC BREAKTHROUGH. CUT YOUR ELECTRICITY BILLS BY HALF. FINGER-TIP CONTROL OF ALL ELECTRICAL APPLIANCES UP TO 3000 WATTS. HEAT. Vary the heat of your ELECTRIC FIRES, and save electricity. Ideal for ELECTRIC BLANKETS, household IRONS, simmer your ELECTRIC KETTLE. Excellent for SUN-RAY LAMPS. **LIGHT.** Control the brightness of all household LAMPS, from a glimmer to full brightness. Ideal for SPOT LAMPS, ARC LAMPS, etc. Useful for FLOODLIGHTS. **SPEED.** Controls the speed of ANY ELECTRIC DRILL, for any application. Super for LATHES, GRINDERS, FOOD MIXERS, VACUUM CLEANERS, WASHING MACHINES, SPIN DRIERS, HEDGE CUTTERS WILL CONTROL ALL UNIVERSAL MOTORS UP TO 2 H.P. These units must not be confused with ordinary resistances and rheostats that waste power. Contained in a strong metal case, in black or grey, size now 6 x 5½ x 2½ inches. **SIMPLE TO USE.** No specialised knowledge required. A unique electronic achievement, contains 7 transistors and thyristors and scores of micro miniature electronic components **COMPLETELY SAFE AND APPROVED.** Brand new and ready to use improved de-luxe model. Price 10 GNS. carriage and insurance 10/-. C.O.D. 3/6 extra. Trade enquiries invited. Free demonstration at our premises.

RUN TELEVISION-LIGHTING DRILLS ETC-ETC from a 12 Volt CAR BATTERY



A Superbly designed **POWER CONVERTER (de luxe model)**. A 12 volt INPUT gives a 200/240 volt OUTPUT. Enables you to run up to 220 watt AC/DC TELEVISION lighting and equipment. Thousands of uses. Indispensable to caravanners, Workshops and Garages. The unit is contained in a compact louvered steel case. Complete with connecting leads, battery clips and full instructions. Ready to connect up and use.

Not to be confused with Heavy Duty Dynamotors.
Price **£8/19/6.** Carriage 12/6. C.W.O. C.O.D. 3/6 extra.
All orders to: Dept. F.W.8

GLOBE SCIENTIFIC LTD

24 CAWOODS YARD, MILL STREET,
MARSH LANE, LEEDS 9.

WW-121 FOR FURTHER DETAILS

M.S.E. FOR QUALITY COMPONENTS AT COMPETITIVE PRICES . . . ALL GOODS NEW & UNUSED

PLESSEY "MULTIWAY" CONNECTORS

80-WAY PLUG & SOCKET. For Teleprinter & V.F. Rooms—Railway Signalling Systems—Television Equipment—Radio & Radar assemblies—Telephone & Line Equipment.
PLUG. Pt. No.: 2CZ108605. S.R.D.E. No.: YA 11030.
SOCKET. Pt. No.: 2CZ108602. S.R.D.E. No.: YA 11035.
Contacts Silver-Plated. Spigotting ensures that connections cannot be reversed.

WORKING DATA:

Flash Test Voltage: 1,500 Volts D.C.
Working Voltage: 250 Volts D.C. or 180 Volts A.C.
Insulation Resistance: 100 megohms at 500 Volts D.C.
Current carrying capacity: Up to 2 amps.
Contact resistance: Less than 1 milliohm.
Temperature range: 40°C to 70°C.

PRICE PER PAIR: **150/-** Post free.

Plugs can be supplied separately at 100/- each. No spare thetic caps.

PLUG dimensions: Length 4.120in. Depth 2.740in.
SOCKET dimensions: Length 4.840in. Width 1.440in.
Special quotations for quantities of 10 pairs and over. Designed primarily to accommodate cables to S.R.D.E. Spec.: TS/834A, Miscellaneous PLESSEY Components:—
CZ49229 25-way Fixed Socket, Mk. 4A, 10/6d.
508/1/00111 26-way Socket assy. Series 220, 5/6d.
508/1/08808 Plug 2-way G.P.O. Type 51, 10/- doz. plus 1/6 P. & P.
Small quantities of Mark 6 connectors available. Please apply for details.


CANNON CONNECTORS

RSK-19-31SL. 19-pole Socket, wall mounting receptacle 25/- each
RFK-37-22C-3in. 37-pole Straight Plug with pin inserts, 45/- each
RLK-A50-22C-1". 50-pole Straight Plug with pin inserts, 55/- each
GK-S3-21C-½". 3-pole Straight Plug with Socket inserts, 20/- each
M.S.3106E-16-11.S. 2-pole free plug socket inserts.
M.S.3102E-16-11.P. 2-pole fix receptacle pin inserts 22/6 pair post free.

PAINTON CONNECTORS, "Multicon" series

311186 24-way Plug with Panel flange } 15/6 pair plus
311463 24-way Socket End entry cover } 1/6 post & pkg.
We also hold stocks of HEAVY DUTY MULTICONS & STANDARD SERIES Connectors


MANUFACTURERS . . . Any surplus to requirement or Redundant STOCKS? WE PAY TOP PRICES. Kindly forward Tenders or Lists.



3-POLE NON-REVERSING PLUG & SOCKET

and Combined 3-way Terminal Block. Suitable for Ignition Cut-out or Thief-proof Break connections.

STURDY & EASY MOUNTING:
Overall dimensions: 1½" x 1¼" x 2½"



PRICE:
7/6
PER PAIR
P.F.

M.S.E. 36 WINCANTON ROAD, NOAK HILL, ROMFORD, ESSEX

Telephone: INGREBOURNE (IL) 43810

WW-122 FOR FURTHER DETAILS

ELECTRONIC BROKERS LIMITED

PRECISION HELICAL POTENTIOMETERS



BECKMAN MODEL J. Continuous Instrument Potentiometer, 2in. dia., 10 k., 35/-. Brand new. Res. tol. +5%. Lin. tol. +0.15%.

BECKMAN MODEL A. 10 turn Precision Wirewound Potentiometers, available in the following values: 50Ω 100 ohms, 100 k. Offered at 50/-. Well below list price. Also Colvern types 50 k, 30 k, 10 k, 3 k, and 1.5 k at 5 turn.

BECKMAN MODEL 7216. 10 turn Precision Potentiometer, 7/8 dia., 2 k., 60/-. Brand new. Miniature Beckman Multi-turn Continuous Dial, adjustable up to 15 turn, with separate brakelocking lever, 7/8 dial. Will fit most pots., 45/-. Half list price.

SINE/COSINE POTENTIOMETER. By Kelvin & Hughes, SCP4 33 k. Offered at a sixth of manufacturer's price, £12/10/-.

PLUG-IN PRECISION DUAL SPEED DRIVE D.S.D.7


0.1° accuracy (dial calibration). Readings one from 0° to 360° on two concentric dials, coarse increments of 10° and fine increments of 0.1°. Miniature coupling provided to transmit rotation to a synchro. This precision drive permits rapid positioning and extremely accurate repositioning of rotational components such as synchros and resolvers, which can be mounted directly to the frame of the drive, also available DSD 40 Gear ratio 10 : 1, £19/10/-.



"MINICUBE" BLOWER. Sub-miniature, only 1in. square. Operates on 26 V-400 c.p.s. input power, 1 or 2 p.H. Output 2.2 c.f.m. at free air wt. 1 1/4 oz. Brand new. Made by Saunders Associates. Offered at third of manufacturer's price £19/10/-.

GEAR BOXES. By Vactric. Size 11. 149.1 : 2 and 300.2 : 1 £4/10/-.

INSTRUMENTS FOR DYNAMIC ANALYSIS.



LOW FREQUENCY RESOLVED COMPONENT INDICATOR BY SOLARTRON—Type VP 253.2A for the analysis of Dynamic Response of systems and components to the highest accuracy with rejection of harmonics and noise over the frequency range. Used for the measurement of transformer magnetising and core loss. Performance of synchros and fractional motors and other electro mechanical units. Also design and testing of Feedback Amplifier, Filters, etc.

This instrument will indicate by means of two centre zero 6in. scale meters the resolved components of a signal voltage with respect to the applied reference energisation. Frequency Range: 0.5 c/s-1 Kc/s.

Signal Voltage Ranges: 50 MV, 150 MV, 500 MV, 1.5 V, 5 V, 15 V, 50 V and 150 V with either balanced or unbalanced input. Signal Input Resistance: 10MΩ unbalanced, 20MΩ balanced. Reference Input.

Four-phase reference energisation is required, each phase having a level of 10 V r.m.s. with respect to virtual earth. Reference Input Resistance: 6.2MΩ per Phase.

Harmonic and Unrelated Frequency Discrimination better than 40 dB. Mains voltage 90/130 or 230/240 V. Standard Rack Panel, 19in x 12 1/2in high, £175 new condition, complete with manual.

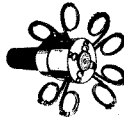
T.F.A. A.C. CARRIER CONVERTOR JX671A by SOLARTRON—For direct use with resolved component indicator VP 253.2 for the testing of A.C. servo systems, demodulation of the output from Synchros and other forms of pick-off.

Modulation of Carrier to provide signals for Magnetic Amplifier, Synchros, etc. Carrier Input Frequency: 50 c/s, 60 c/s, 200 c/s, 400 c/s. Carrier Input Level: 20, 26, 90, 115, 200 or 230 r.m.s. Size 22in. x 12 1/2in. x 12in. Wt. 60 lb., £95.

T.F.A. REFERENCE RESOLVER JX 746 by SOLARTRON—For use with resolved component indicator VP 253.2 for D.C. amplifier design, calibration and test of Accelerometer Transducer and in conjunction with T.F.A. A.C. carrier convertor JX 746 for A.C. carrier amplifier design, calibration and test of Synchros, etc., £125.

MINIATURE PRECISION SAMPLING SWITCHES, 100-CHANNEL. Consisting of 4 tracks of 25 contacts, each running at 80.2 r.p.m. Driven by a Vactric P.238 6.3 V.D.C. @ 5,000 r.p.m. through a Vactric gearbox 11 H7-J. Gear ratio 80.2 : 1. Max. torque 2 lb. inch, £18/10/-.

48-CHANNEL. Consisting of 2 tracks of 24 contacts driven by E.M.I. precision motor and gearbox, 6.3 V.D.C. through a E.M.I. S.31 gearbox, £12/10/-.



HIGH TEMPERATURE PRESSURE TRANSDUCER—Type NT4-317, by Solartron. Highly accurate and stable performance. Suitable for uses in explosives and mining, research, moulding, pressing and extrusion research. High temperature environmental instrumentation, etc. Available in the following pressures only: 0.75 p.s.i., 100, 150, 160, 250, 500 absolute, 1,000, 1,500, 5,000 p.s.i. Gauge 0±150 p.s.i. differential, £19/10/-. Size 3/4in. dia. 1in. length. It should be noted that although these transducers are offered new condition, in manufacturer's packing, they do require individual calibration.

SOLARTRON PRESSURE SCANNING VALVE NT.999.—This unit enables a single pressure transducer to be used to measure up to 24 separate pressures in one second. For inlet pressure range of 0.1 p.s.i. to 40 p.s.i. depending on which transducer is used. The transducer is housed inside the valve and is exposed to the unknown pressures in order. This unit is offered with Vactric synchronous motor 400 cycle 30/60 V. 8,000 r.p.m., with gearbox ratio of 149.06 : 1. New condition, in manufacturer's original packing. Offered at a fraction of the original cost £49/10/-.

A variety of Size 11 motors and gear heads can be fitted instead but we regret this will have to be undertaken by the intended purchaser.

SE LAB. LINEAR ACCELERATION TRANSDUCER. Type SE 55/A±IG. £19/10/-. Brand new SE 150/B/5945±5 p.s.i. with Demodulator amplifier £29/10/-.

J. LANGHAM THOMPSON TI0370. Pressure Inductive Transducer 0-2500 p.s.i. £9/10/-. Also SB4/0-30 p.s.i. £12/10/-. Accelerometer Type ITI-4F -5 to +30G £4/10/-.

SOLARTRON PLATINUM RESISTANCE THERMOMETER PROBES. NT4-1039/1 Probes in a stainless steel case < 1/4in. dia. Resistance at 0°C. is 130.0±0.3 ohms. Time responses < 3 seconds. Temperature range: -42°C to 500°C. Length of Probe 3/4in. New condition. List price £25. Our price £4/10/-.

FIVE DIGIT COUNTER, complete with Sangamo S7 synchronous motor 200/250-1/10th rev per hr. and 1 rev per hr. 55/-, only New.

PEN RECORDER. Two pens actuated mechanically by 6KΩ S.P.S.T. Relay Deviation 0.1in. Chart width 1.3in. Driven by Synchronour Motor Sangamo Weston S7 Motor 1/2 rev. per hr.*

*It should be noted a wide range of chart speeds can be achieved by the replacement of the Motor £7/10/-.

MARCONI VALVE VOLTMETER TF 428B/1. Frequency response on probe 10 Kc/s/3-100 Mc/s. Five separate Voltage Ranges. Overload Protection 100-250 A.C. I.P. Input 1MΩ Acc. ±2% or 0.02 V. Size 10 x 16 1/2 x 9in.—15lbs. £14/10/-.

TF329C. MARCONI Q METER CIRCUIT MAGNIFICATION. Freq. range 1.5-50 Mc/s. 50-1500 Kc/s. Magnification μμF £39/10/-.

SELENIUM "KLIP-SEL" TRANSIENT VOLTAGE SUPPRESSOR. Type KLGDBF 234 V 15 amp. Size 2in. sq. 25/-.


GRAPHICORDER '9' by a high resolution Miniature nine channel Galvanometer oscillograph trace recorder.

Two ranges of five speeds 0.15, 3, 6, 1.2, 2.4 or 3, 1 1/2, 3, 6, 12in./sec. Sensitivity from 20 microamps/cm at a natural frequency response of 80 c.p.s.

Frequency response D.C. to 1,000 c.p.s. nat. freq. 24-28 V D.C. 300 mA.

Size 4.12in. high x 9.8 length, 2.75 width, weight 8 lbs. Our price for this remarkable instrument, £125, List price exceeds, £700.

WE PURCHASE PLUGS AND SOCKETS, MOTORS, TRANSISTORS, VALVES AND KLYSTRONS, RESISTORS, CAPACITORS, POTENTIOMETERS, TEST EQUIPMENT, RELAYS TRANSFORMERS, METERS, CABLES, ETC. **PROMPT PAYMENT AND COLLECTION TURN YOUR CAPITAL INTO CASH**



ELECTRONIC BROKERS LIMITED 8, BROADFIELDS AVENUE, EDGWARE, MIDD.

TEL. 01-958 9842

Callers by appointment only please



STILL GOING STRONGER

PIERCER Mk. II

← cuts 18 g. M.S.

VERSATILE

BENDER

RXX-26

for 24"-18

s.w.g.

now, as NEW

"T. FOR TITAN"

bends 20" 16; 14" 14 s.w.g. M.S.

AMAZING ATTRACTIVE POWER PRICE

A Boon to Aircraft, Motor, Elect-Power, E-Medical, R. & D. and Production units.

From Sole Patentees and makers, **A.A. TOOLS, 197A, Whiteacre Road, ASHTON-U-LYNE.**

NEONS. PRINTED CIRCUIT BOARDS. INSTRUMENT CASES. MOULDED REED SWITCHES and PIDAM logic modules. CONTIL and BRIGHTLIFE products are all ex-stock. For details see February and April 1968 issues, advertisements. For further details use reader service card. New prices on new leaflet. All customers on mailing list will receive these automatically.

WEST HYDE DEVELOPMENTS LIMITED, 30 HIGH STREET, NORTHWOOD, MIDD.

Telephone: Northwood 24941

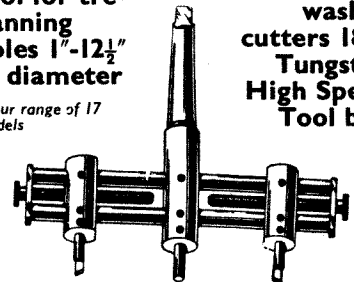
WW—123 FOR FURTHER DETAILS

ADJUSTABLE HOLE & WASHER CUTTERS

The right tool for trepanning holes 1"-12 1/2" in diameter

Adjustable hole and washer cutters 18% Tungsten High Speed Tool bits

In our range of 17 Models



Write for illustrated brochure of our full range with straight or Morse taper 1-4 or Bitstock shank

All models available from stock

AKURATE ENGINEERING CO. LTD.

Cross Lane, Hornsey, London, N.8

TEL. FITZROY 2670

WW—124 FOR FURTHER DETAILS

RESISTANCE WIRES EUREKA-CONSTANTAN

Most Gauges Available

NICKEL-CHROME MANGANIN
NICKEL-SILVER

COPPER WIRE

ENAMELLED, TINNED, LITZ, COTTON AND SILK COVERED

SMALL ORDERS PROMPTLY DESPATCHED—B.A. SCREWS, NUTS, WASHERS, SOLDERING TAGS, EYELETS and RIVETS

EBONITE and BAKELITE PANELS, TUFNOL ROD, PAXOLIN TYPE COIL FORMERS AND TUBES, ALL DIAMETERS

SEND STAMP FOR LIST. TRADE SUPPLIED

POST RADIO SUPPLIES

33 Bourne Gardens, London, E.4

Telephone 01-254-4688

SWANCO PRODUCTS LTD.

GNAP AMATEUR RADIO SPECIALISTS G3PQQ

NEW EQUIPMENT

	£	s.	d.
Sommerkamp F-Series Equipment:			
FR-100B double conversion superheterodyne with crystal controlled first mixer, 80-10 metres	125	0	0
FL-500B SSB/AM/CW transmitter, 240-watts PEP, complete with built-in power supply and antenna relay	140	0	0
FL-1000 linear amplifier, 960 watts PEP	100	0	0
Sommerkamp FT-160 transceiver, 80-10 metres	220	0	0
Swan Line Equipment:			
Swan 500 SSB Transceiver, 80-10 metres	250	0	0
Swan 350 SSB Transceiver, 80-10 metres	216	0	0
Swan 230-XB Power supply (to suit 500 or 350)	49	0	0
Swan 410 VFO and adapter	61	15	0
Halicraft Equipment:			
HX-130 Communication receiver	86	15	0
HX-128 Communications receiver	148	5	0
HX-146 SSB Receiver, 80-10 metres	137	5	0
HT-46 SSB Transmitter, 80-10 metres	192	5	0
HA-1 Electronic Keyer	42	15	0
Eddystone Radio Ltd.:			
Eddystone EA12 Amateur Bands Receiver, 160-10 metres	185	0	0
Eddystone 940 Communications receiver	133	0	0
Eddystone 840C Communications receiver	66	0	0
Eddystone E810 receiver	53	0	0
Eddystone E835 receiver	80	6	3
Eddystone E836 receiver	54	5	7
Trio Communications Receivers:			
Trio JR-90 14 tubes amateur communications receiver, 540 Kc/30 Mc/s, plus 142-148 Mc/s	61	19	0
Trio 9R59 tube communications receiver	34	12	0
Trio 9R59DR 8 tube communications receiver	36	15	0
Trio JR500SE Amateur bands receiver 80-10 m.	61	19	0
Lafayette Communications Receivers:			
HA-500 Amateur bands receiver, 80-6 metres	44	2	0
HA-700 Communications receiver (with product detector)	37	18	0
HA-850 Amateur bands receiver, 80-10 metres	67	10	0
K.W. Electronics Ltd.:			
K.W. 201 Amateur Bands Receiver, 160 m.-10 m.	105	0	0
K.W. Vespa Mk. II transmitter (with PSU)	128	0	0
K.W. 200A SSB Transceiver, 160 m.-10 m. (with PSU)	220	0	0
Mosley Electronics (Beams):			
TA-35Jr. Triband three-element beam	27	5	0
TA-32Jr. Triband two-element beam	19	5	0
TA-31Jr. Triband dipole	11	11	0
V-3Jr. Triband vertical	8	5	0
TD-3Jr. Wire Trap Dipole	6	15	0
Channelmaster rotators	13	13	0
Channelmaster rotators (automatic)	18	18	0
Park-Air Electronics Ltd.:			
2-Metre Transmitter (complete with mic, etc.)	80	0	0
Jet Set Aircraft receiver	12	0	0
Sky Bandit Aircraft receiver	23	10	0
Kruer Aircraft, short, medium, and long wave receiver	41	9	6
Light Aircraft Transmitting and Receiving Equipment. Also available—please send full details for our quotation.			
Swanco/CSE Equipment:			
Swanco/CSE EA10 solid state transmitter	43	7	0
Swanco/CSE EA12 solid state receiver	44	0	0
Swanco/CSE Type II A.T.M.A. mobile/fix/portable antenna	9	15	0
Swanco/CSE safety mobile microphone Type MMS	2	17	11
Halson Mobile antenna, new all weather all bands system	6	17	6
Extra coils (when more than one band is required)	3	17	6
Swanco Quad Spiders (per pair)	6	10	0
Echellord Communications Equipment:			
Echellord B1/4 transmitter for 4 metres	30	0	0
Echellord M1/4 transmitter (mains or mobile)	40	0	0
Echellord G1/4 4-metre converter	10	10	0
Full range of Drake Equipment available to order. Full range of Heathkit Equipment available to order.			
Cedar Radio Company			
GR.70A receiver	19	10	0
FR30	5	10	0
FR30X	7	4	0
R.Q.10	6	15	0
R.Q.10X	8	8	0
CO.40	6	10	0
CR.45K	9	10	0
CR.45RB	11	7	0
AT5 transmitter	16	10	0
250 volt PSU	8	0	0
12/MS PSU	11	5	0
12/RO control	2	7	6
TES receiver	15	10	0
Mini-Chipper	1	19	6
Partridge Electronics:			
Joystick std.	4	15	0
Joystick de luxe	5	19	6
Type 3 tuner	2	15	0
Type 3A tuner	3	12	6
Type 4 tuner	4	4	0
Type 4RF tuner	6	6	0
Shure Microphones:			
Shure 201	4	10	0
Shure 202	5	0	0
Shure 444	10	12	6
Shure 401A	5	10	0
Shure 2758K	4	2	6

SECOND-HAND EQUIPMENT

Many items in stock including: LG300, K.W. "Viceroy's", K.W. "Vanguard", Gelsco 212TR, LG50, Tiger TR100, Viking "Valiant", DX-100, SB10, K.W. "Valiant", K.W. 76, K.W.77, RA-1, Mohican, B-44MKII's, EC10's, 840A, 840C's, etc. Your enquiries please.

Full Service Facilities—receivers re-aligned, transmitters serviced, etc.

Illustrated Catalogue 7/6 post paid.

SWANCO PRODUCTS LTD.

Dept. W 247 Humber Avenue

COVENTRY

Telephone:

Coventry 22714 Hours: Mon.-Sat. 9a.m.-6p.m.

NEW 1968 EDITION WORLD RADIO/TV HANDBOOK

42/-

Postage 1/-

COLOUR TELEVISION. PAL SYSTEM by G. N. Patchett. 40/-
Postage 1/-.

SILICON ZENER DIODE & RECTIFIER H'BOOK—Motorola. 16/-
Postage 1/-.

Inter. GEC S.C.R. MANUAL 4th ed. 25/-
Postage 2/-.

TRANSISTOR POCKET BOOK by R. G. Hibberd. 25/-
Postage 1/-.

T.V. FAULT FINDING 405/625 Lines Data Pub. 8/6. Postage 6d.

COLOUR TELEVISION SERVICING H'BOOK. Vol I by W. Hartwich. 50/-
Postage 1/6.

RAPID SERVICING OF TRANSISTOR EQUIPMENT by G. J. King. 30/-
Postage 1/-.

RADIO VALVE DATA 8th ed. Compiled by "WW." 9/6. Postage 1/-.

THE MODERN BOOK CO.

BRITAIN'S LARGEST STOCKIST
of British and American Technical Books

19-21 PRAED STREET
LONDON, W.2


'Phone PADdington 4185

Closed Sat. 1 p.m.

WW-125 FOR FURTHER DETAILS

"SKANDIA" VHF/UHF AM/FM

Handy / Portable / Mobile / Stationary Transceivers



"Mariner", 6 Ch. VHF FM, RF Output power 1W, Portable Transceiver

other items offered!

- * Cassette stereo tape recorders, w/AM/FM Stereo receiver, Portable & Home
- * Stereo 8 player w/FM Stereo receiver, Automotive & Home

Tomura Bussan Kaisha, Limited

C.P.O. Box No. 118 Nagoya, Japan
Cable add.: "SKANDIA" Nagoya


EXCLUSIVE OFFER

PERMANENT OR TRANSPORTABLE STEEL 60-FOOT AERIAL TOWERS

As supplied to
British and other Governments

- ★ Unique design
- ★ Scientific Construction

having the following remarkable features.



- ★ Entirely self supporting, requiring no guys, stays, foundations, pickets or spikes or any attachment to the ground.
- ★ Fitted with step ladder to the top and balcony with railings all round (you can walk right round the top with both hands free).
- ★ 12 feet square at base tapering to 6 feet square at top, they are quite safe when subject to gale force winds and will accept 50 square feet superficial area on top at force of 60 m.p.h. They require ground area of 20 feet square.
- ★ Will support up to 2 tons of equipment on top, the whole tower can be completely lowered to the ground by 2 men in 20 minutes and raised in the same time.
- ★ Can be completely erected and dismantled by 3 men.
- ★ Breaks down for transport by 2 ton lorry

into parts easily handled by 2 men, there are no small loose parts, no nuts or bolts to get lost or damaged; all screws and adjustments are fully protected from rust and so designed to be free from damage when transported or left loose on the ground.

- ★ Footproof—the Tower cannot be erected if not assembled correctly. No skilled labour is required and no special tools are necessary.
- ★ Can be raised and lowered, erected and dismantled and removed as many times as desired.
- ★ Everything necessary for the complete tower to be put into use and raised and lowered is provided; full drawings and instructions.

These fine Towers were made in England by B.I.C. and cost the Government £2,200 each. They are BRAND NEW and in maker's original packing. You can see one erected at our premises.

Cost £2,200

Price Brand New

£345

40-page list of over 1,000 different items in stock available—keep one by you.

★ Uniselectors 10 Bank 25 Way	£1 15
★ 7 Track Tape Readers	£12 10
★ 7 Track Tape Punches	£12 10
★ 6ft. Enclosed Rack Cabinets	£25 0
★ T-200 Panadadaptors 450/470 Kc/s.	£30 0
★ A-1 Multi-Core Cable Testers 2 Kv.	£40 0
★ Narda 500 w. Ultrasonic Cleaner	£85 0
★ Sliding Shelves rack mounting	£3 0
★ Magnetic Recording Wire, 1-hr. reel	£2 0
★ 3M Video Recording Tape, 1/2 in.	£5 10
★ Marconi S.S.B. Receivers ER-32 2/32 mc/s.	£80 0
★ R.C.A. 420 Mc/s. Yagi 5 el. Beams	£2 10
★ Model 15 Teletype Page Printers	£29 10
1 mile	£14 10
★ Metro-Vickers Vacuum Pumps 230 v. A.C.	£22 10
★ Precision Mains Filter Units	£7 10
★ E.M.I. Recording Bridges	£12 10
★ Avo Geiger Counters	£7 10
★ Philco W.S. No. 43 Transmitters 350W	£75 0
★ E.M.I. 3794 Waveform Monitors on trolleys	£45 0
★ Motorola 6 v. Mobile Transmitters 30/40 Mc/s.	£12 10
★ Pen-type Personal Dosimeters	15
★ Monitor Type 56 and Power Units	£7 10
★ Marconi TF 1053 Noise Meters	£45 0
★ AN/URM 17 Spectrum Analyzers 10/10000 Mc/s.	P.U.R.
★ AN/URM-33, 34, 35 Signal Generators 1000/8000 Mc/s.	P.U.R.

Carriage extra at cost on all above.

We have a large quantity of "bits and pieces" we cannot list—please send us your requirements—we can probably help—all enquiries answered.

P. HARRIS

ORGANFORD — DORSET

WESTBOURNE 65051

WW-126 FOR FURTHER DETAILS

SURPLUS HANDBOOKS

19 set Circuit & Notes	5/6	D/P	6d
1155 set Circuit & Notes	4/6	D/P	6d
H.R.O. Technical Instructions	4/6	D/P	6d
95 set Technical Instructions	4/6	D/P	6d
46 set Working Instructions	4/6	D/P	6d
95 set Technical Instructions	6/-	D/P	6d
BC.281 Circuit & Notes	4/6	D/P	6d
Wavemeter Class D Techn. Ins.	4/6	D/P	6d
18 set Circuit & Notes	4/6	D/P	6d
BC.1000 (31 set) Circuit & Notes	4/6	D/P	6d
CR.100/BS9 Circuit & Notes	9/6	D/P	9d
R.107 Circuit & Notes	6/-	D/P	6d
A.R.88D Instruction Manual	16/-	D/P	1/6d
62 set Circuit & Notes	5/6	D/P	6d
52 set Sender and Receiver Circuits	7/6	post free	
Circuit Diagrams 4/- each, post free.			
R.1116/A, R.1224/A, R.1356, P.P.24, 95 & 26, A.1134, T.1154, C.R.300, BC.342, BC.348J, E.M.P. 'R', BC.624, 22 SET.			
Resistor Colour Code Indicator, 2/-, p/p 6d.			
Postage rates apply to U.K. only			

Mail order only to:
INSTRUCTIONAL HANDBOOK SUPPLIES, Dept. W.W.,
 TALBOT HOUSE, 28 TALBOT GARDENS, LEEDS, 8.

DINSDALE MK II AMPLIFIERS

Printed circuits and parts for mono and stereo versions. Special new power amp. printed board eliminates earth loop problems.

BAILEY 20 WATT AMPLIFIER. All parts available for this unit including Radiometal-core Driver Transformer and recommended bi-filar wound Mains Transformer.

MULLARD 10W. A.B. TRANSISTOR AMPLIFIER. SPECIAL CLEARANCE.

Printed Circuit Boards to Mullard specification, fully drilled and fluxed. Price 4/- each or 7/- for two post free.

Layout Diagrams 9d. each. All other parts available. Please send S.A.E. for all Lists.

HART ELECTRONICS

321 Great Western Street, MANCHESTER 14

GODLEYS

SHUDEHILL, MANCHESTER 4

Telephone: BLACKfriars 9432

Sole Manchester Distributors for world famous BRYAN AMPLIFIERS

Agents for Ampex, Akai, Ferrograph, Tandberg, Brenell, B & O, Vortexion, Truvox, Sony, Leak, Quad, Armstrong, Clarke & Smith, Lowther, Fisher, Goodmans, Wharfedale, Garrard, Goldring, Dual, Decca, Record Housing, Fitroba, G.K.D., etc.

Any combination of leading amplifiers and speakers demonstrated without the slightest obligation.

BUILDING A "SCOPE"

Indicator unit type 10Q53. One of the finest units to appear on the surplus market, modern manufacturer, 10, B.7.G. and 3.10. valves, built in E.H.T. unit producing 3 kV, to a modern version of the 5in. V.C.R.517 tube, brilliance, focus, X and Y shift. Controls on front panel, circuit diagram supplied. Ideal for conversion to an oscilloscope. Size of unit 7in. x 7in. x 19in. long. Used but good condition 60/-, arrange 19/-, Circuit diagram sold separately, 3/9, Post Free.

New Catalogue No. 17. Government and manufacturers surplus. Also new components, 3/- post free.

RADIO CONTROL
BRIGHTON
93 NORTH ROAD
BRIGHTON
ARTIST'S
SALLIS
EXPERT ELECTRICAL SURPLUS

YUKAN SELF-SPRAY
 Get these NOW! OR GREY HAMMER OR BLACK WRINKLE (CRACKLE) Finishes

Yukan Aerosol sprays contain 16 oz. fine quality durable easy instant spray. No stove baking required. Hammers available in grey, blue, gold, bronze. Modern Eggshell Black Wrinkle (Crackle) all at 14/6 at our counter or 15/6 carriage paid, per push-button self-spray can. Also Durable, heat and water resistant Black Matt Finish (12 oz. self-spray can only) 13/6 carriage paid.

SPECIAL OFFER: I can plus optional transferable map-on trigger-handle (value 5/-) for 18/6, carriage paid. Choice of 13 self-spray plain colours and primer (Motor car quality) also available.

Please enclose cheque or crossed P.O. for total amount to:
YUKAN, W.W., 307A, EDGWARE ROAD, LONDON, W.2.

We supply many Government Departments, Municipal Authorities, Institutes and Leading Industrial Organisations - We can supply you too.
 Open all day Saturday. Closed Thursday afternoons.

MINIATURE KEY SWITCHES. (P.O. Lever Type 1000), centre off. 2 c/o each way. 7/6 ea.

RE-SETTABLE HIGH SPEED COUNTER (3 x 1 x 1/2 in.) 3 digit. 12/24/48 v. (state which), 32/6 ea. P.P. 2/6.

HIGH SPEED MAGNETIC COUNTERS (4 x 1 x 1/2 in.) 4 digit. 6/12v. 24/48v. (state which), 6/6 ea., P.P. 1/-.

SOLARTRON OSCILLOSCOPES. CD7115. £50 carr. 70/-; CD643 £50, carr. 70/-; QD910 £75, carr. £5. All units in first class condition. Complete with manuals.

R.F. AMMETERS 3in. Rnd. 0/6 amp. 10/- ea. P.P. 2/6.

COPPER LAMINATE PRINTED CIRCUIT BOARD (8 1/2 x 5 1/2 in.), 2/6 sheet, 5 for 10/-.

BULK COMPONENT OFFERS

100 Capacitors (latest types) 50pF to .5µF.
 250 Resistors 1/2 and 1 watt.
 250 Resistors 1/2 and 1 watt.
 150 Hi-Stab Resistors, 1/2, 1 and 1 watt.
 25 Vitreous W/VV Resistors, 5%.
 12 Precision Resistors .1% (several standards included).
 12 Precision Capacitors 1 and 2% (several standards included).
 12 Electrolytics (miniature and standard sizes).
 ANY ITEM 10/-, ANY 5 ITEMS £2

VENNER LIGHTWEIGHT ACCUMULATORS (1 oz. 1 1/2 x 1 1/2 x 1/2 in.) 2 v. 1.5 a.h., 12/6 ea. (with electrolyte and charging inst.).

CARPENTER POLARISED RELAY 18,000 turns at 4000Ω 15/- (with base). ALL Types of G.E.C./SIEMENS/S.T.C. Sealed relays stocked.

MAINS RELAY (240 v. A.C.) 12 H.D. make contacts, 20/- ea., P.P. 2/6.

REED RELAYS (2 Herkons) S.T.C. 2426-582-15, 2 make. 10-15 volt coil, 15/- ea.

"3000" TYPE RELAYS (Ex. New Equip.) 10 for 25/- (our choice), p.p. 5/-.

RESOLVED COMPONENT INDICATOR (Solartron VP253-2A Condition new, £35 (with manual), carr. 50/-.

TELEPHONE HANDSET (Type 706) 17/6 ea., P.P. 2/6.

ZENER DIODES 3 to 50 volt. 5%. 1.5 watt, 3/6; 10 watt, 5/6 ea.

BLOWER/EXTRACTOR FANS (By PAPST Motors) 4 1/2 x 4 1/2 x 2in. cast moulding. 450 C.F.M. Engineered to very fine limits. 50/- ea., P.P. 2/6.

THYRISTOR LAMP DIMMER/SPEED CONTROL KITS. 200 watt kit, 27/6, P.P. 2/6; 500 watt kit, 37/6, P.P. 2/6.

SILICON CONTROLLED RECTIFIERS (Thyristors) BTY87 (100r) 100 p.i.v. 12 amp., 15/- ea.; TBY91 (150r) 150 p.i.v. 16 amp., 20/-; CRS25/10 100 p.i.v. 25 amp., 30/-; CRS25/40 400 p.i.v. 25 amp., 60/-; CRS1/20 200 p.i.v. 1 amp., 5/6; CRS1/40 400 p.i.v. 1 amp., 7/6; CRS3/40 400 p.i.v. 3 amp., 10/- ea.

SILICON DIODES RS220af 2/- ea., £1 doz.; RS240 3/- ea., 30/- doz.; RS280 4/- ea., 40/- doz.; IS103/BY100 4/- ea., 40/- doz.; RAS10af (avalanche) 6/- ea., 60/- doz.; IS413 5/- ea., 50/- doz.; RS510, 10/- ea., RS540 20/- ea., RS812 40/- ea.; RS845 60/- ea.

PRODUCTION BATCH CONTROL (BURNDENPT) BE403. Condition: New £15 ea., P.P. 20/-.

OSCILLOSCOPES Cossor 1035, £17/10/-; 1049, £20; Solartron D300, £20, P.P. any unit £2/10/-.

E.M.I. MINIATURE RELAYS (24v. 1 c/o) 1/2 x 1/2 x 1/2 in. Vt. 1/2 oz. 7/6 ea.

TELEPHONE DESK SETS (Type 706), Brand new, 95/-, P.P. 5/-.

SILICON BRIDGE UNITS. GEX541 80 p.i.v. 10a., 37/6; EIBD-RC 100 p.i.v. 10a., 37/6; GA31-A (Germ). 200 p.i.v., 2a., 20/-.

SORENSON VOLTAGE REGULATORS. Type LT-1000-2S. £25 ea.

P.C. CONNECTORS (13 way in-line), 4/6 pair.

LARGE CAPACITY ELECTROLYTICS. 2,000 µF. 150v.; 4,000 µF. 90v. 7/6 ea. 6,300 µF. 63v.; 10,000 µF 30v.; 16,000 µF 15v.; 25,000 µF 15v. 10/- ea. All 4 1/2 x 2in. screw terminals. P.P. 1/- ea.

SPEAKER BARGAINS. E.M.I. 13 x 8in. with double Tweeters 15 ohm, 65/-, P.P. 5/-. As above less tweeters 3 or 15 ohm, 45/- ea., P.P. 5/-.

FANE 12in. 20 watt (Dual Cone), 95/-, P.P. 5/-.

PHASE SENSITIVE VOLTMETERS (Solartron UP250/253) £65.

TRANSFORMERS L.T. 50v. at 5 amp. 19-0-19v. 1/2 amp. 25/-, P.P. 5/-.

TRANSFORMERS H.T. 625-0-625v. at 110 ma., 6.3v. at 2a., 6.3v. at 3a. ct. Parmeko Neptune series, 35/-, P.P. 5/-.

ELECTRIC SLOTMETERS (1/-) 25 amp. L.R. 240v. A.C., 85/- ea., P.P. 5/-.

QUARTERLY ELECTRIC CHECK METERS, 40 amp. 240v. A.C., 20/- ea., P.P. 5/-.

TRANSISTOR POWER SUPPLY. 2 x 12v. at 250 m.a. 240v. 50 c/s. input, 25/- ea., P.P. 5/- (made by E.M.I.).

STEP-DOWN TRANSFORMERS. PRI. 200/250v. Sec. 1. 115v. at 1.25 amps.; Sec. 2. 25v. at 5 amp., 25/- ea., P.P. 5/-.

PATRICK & KINNIE

81 PARK LANE, HORNCHURCH, ESSEX
 Tel.: ROMFORD 44473.

DUXFORD ELECTRONICS (W.W.)

DUXFORD, CAMBS.

C.W.O. P. & P. 1/-. Minimum order value 5/ (Trade inquiries invited).

ELECTROLYTIC CAPACITORS.

Mullard miniature. Tolerance -10% to +50%.
 4V: 8µF, 32µF, 64µF, 125µF, 250µF, 400µF.
 6.4V: 6.4µF, 25µF, 50µF, 100µF, 200µF, 320µF.
 10V: 4µF, 15µF, 32µF, 64µF, 125µF, 200µF.
 16V: 2.5µF, 10µF, 20µF, 40µF, 80µF, 125µF.
 25V: 1.6µF, 6.4µF, 12.5µF, 25µF, 50µF, 80µF.
 40V: 1µF, 4µF, 8µF, 16µF, 32µF, 50µF.
 64V: 0.6µF, 2.5µF, 5µF, 10µF, 20µF, 32µF.
 All values 1/3d. each.

POLYESTER CAPACITORS.

Mullard tubular Tolerance ±10%.
 160V: 0.01µF, 0.10µF, 0.022µF, 6d. 0.033µF, 0.047µF, 7d. 0.068µF, 0.1µF, 8d. 0.15µF, 10d. 0.22µF, 11d. 0.33µF, 1/2d. 0.47µF, 1/5d. 0.68µF, 2/1d. 1µF, 2/6d.
 400V: 0.001µF, 0.0015µF, 0.0022µF, 0.0033µF, 0.0047µF, 0.0068µF, 0.01µF, 6d. 0.015µF, 0.022µF, 7d. 0.033µF, 8d. 0.047µF, 0.068µF, 9d. 0.1µF, 10d. 0.15µF, 1/1d. 0.22µF, 1/5d. 0.33µF, 2/1d. 0.47µF, 2/6d.

POTENTIOMETERS (Carbon): Long life, low noise. 1/4W at 70°C ±20% ≤ ±1M, ±30% > ±1M. Body dia. 1/2 in. Spindle in. x 1/2 in., 2/- each. Linear: 100k, 250k, 500k, etc., per decade to 10M. Logarithmic: 5k, 10k, 25k, etc., per decade to 5M.

SKELTON PRE-SET POTENTIOMETERS (Carbon): Linear: 100k, 250k, 500k, etc., per decade to 5M. Miniature: 0.3W at 70°C ±20% ≤ ±1M, ±30% > ±1M. Horizontal (0.7in. x 0.4in. P.C.M.) or Vertical (0.4in. x 0.2in. P.C.M.) mounting 1/- each. Submin. 0.1W at 70°C ±20% ≤ ±1M, ±30% > ±1M. Horizontal (0.4in. x 0.2in. P.C.M.) or Vertical (0.2in. x 0.1in. P.C.M.) mounting, 10d. each.

RESISTORS (Carbon film): High stability, very low noise, 1/4W, at 70°C. Body 1/2 in. x 1/2 in. Values in each decade: 10, 1, 1/2, 1/3, 1/5, 1/6, 1/8, 20, 22, 24, 27, 30, 33, 36, 39, 43, 47, 51, 56, 62, 68, 75, 82, 91 from 4.7Ω to 1M. ±5%, 2d. each. 1.2M, 1.5M, 1.8M, 2.2M, 2.7M, 3.3M, 3.9M, 4.7M, 5.6M, 6.8M, 8.2M, 10M ±10%, 2d. each.

SILICON RECTIFIERS: 0.5A at 70°C. 400 P.I.V., 3/-, 800 P.I.V., 3/3, 1,250 P.I.V., 3/9, 1,500 P.I.V., 4/-.

SEMI-CONDUCTORS: OA5, OA81, 1/6, OC44, OC45 1/9, OC71, OC72, OC73, OC81, OC8D, OC8D, OC82D, OC170, OC171, 2/3, OC140, AF115, AF116, AF117, 3/-.

SEND S.A.E. FOR JANUARY 1968 CATALOGUE

SEMICONDUCTOR DEVICES

Fully guaranteed devices at competitive prices

2N404	6/6	2N103	7/6	BFY51	5/6	NKT261	4/8
2N404	6/6	2N104	7/6	BFY52	5/6	NKT262	4/8
2N697	5/-	2N131	6/6	BFY68	5/6	NKT264	4/6
2N698	4/6	2N601	5/6	B8740	8/-	NKT271	4/6
2N706	4/6	2N602	5/6	B8741	8/-	NKT272	4/6
2N708	5/-	2N603	5/6	B8X19	5/6	NKT274	4/6
2N726	6/-	2N604	5/6	B8X20	5/6	NKT275	4/6
2N727	6/-	2N605	5/6	B8Y26	4/6	NKT281	5/6
2N743	4/6	AC107	6/-	B8Y28	4/6	NKT603	6/6
2N744	4/6	AC126	4/-	B8Y29	4/6	NKT613	6/6
2N753	4/6	AC127	4/-	B8Y38	4/6	NKT674	6/-
2N914	6/6	AC128	4/-	B8Y39	4/6	NKT677	6/-
2N916	6/6	AC128	4/-	B8Y98A	4/6	NKT713	5/6
2N929	5/-	ACY18	4/-	BY100	4/6	NKT734	5/6
2N930	5/-	ACY19	4/-	BY210	9/6	NKT773	5/6
2N1090	6/6	ACY20	5/6	BY211	8/6	NKT781	6/6
2N1091	6/6	ACY21	5/6	BY212	6/6	OA5	2/-
2N1131	9/6	ACY22	4/-	BY213	5/6	OA9	2/-
2N1132	9/6	ACY28	4/-	GET102	4/-	OA47	1/6
2N1302	4/6	AD140	8/-	GET103	4/-	OA81	1/6
2N1303	4/6	AD149	8/-	GET113	4/6	OA85	1/6
2N1304	5/6	AF114	4/-	GET116	6/6	OA182	2/-
2N1305	5/6	AF115	4/-	GET118	4/6	OA200	2/-
2N1306	6/6	AF116	4/-	GET119	4/6	OA202	2/-
2N1307	6/6	AF117	4/-	GET120	6/6	OC22	3/6
2N1309	8/-	AF118	4/-	GET173	8/-	OC23	3/6
2N1307	6/6	AF119	4/-	GET187	8/-	OC24	3/6
2N1313	6/6	AF125	4/-	GET188	4/6	OC25	6/6
2N1313	6/6	AF127	4/-	GET188	4/6	OC26	6/6
2N1711	6/6	AFZ12	5/6	GET187	4/6	OC28	6/6
2N1898	8/-	ASY65	4/6	GET189	4/6	OC30	8/-
2N1984A	5/6	ASZ21	5/6	GET189	4/6	OC35	6/6
2N1984A	5/6	ASZ21	5/6	GET189	4/6	OC36	6/6
2N2220	5/6	BC107	5/6	GET197	4/6	OC38	10/6
2N2221	5/6	BC108	5/6	GET198	4/6	OC44	8/-
2N2222	5/6	BC109	5/6	NKT125	6/-	OC45	2/6
2N2297	6/6	BC742	6/6	NKT126	6/-	OC46	3/6
2N2368	8/-	BC743	6/6	NKT135	5/6	OC70	3/6
2N2369	8/-	BCY10	5/6	NKT136	5/6	OC71	2/6
2N2411	6/6	BCY12	5/6	NKT210	6/-	OC72	2/6
2N2412	6/6	BCY32	6/6	NKT212	5/6	OC75	3/6
2N2413	6/6	BCY33	6/6	NKT213	6/-	OC76	3/6
2N2484	5/6	BCY34	6/6	NKT214	4/6	OC77	4/6
2N2484	5/6	BCY38	6/6	NKT215	4/6	OC78	3/6
2N2486	6/6	BCY39	6/6	NKT219	6/-	OC81D	3/6
2N2494	6/6	BCY70	6/6	NKT223	6/-	OC81	3/6
2N2494A	8/-	BCY71	10/6	NKT224	5/6	OC81D	3/6
2N2905	8/-	BFY73	6/6	NKT225	5/6	OC82	3/6
2N2905A	8/-	BFY15	4/6	NKT229	6/-	OC82D	3/6
2N2906	6/-	BFY12	6/6	NKT238	6/-	OC83	3/6
2N2906A	8/-	BFY13	6/6	NKT239	6/-	OC84	4/6
2N2907	8/-	BFY10	5/-	NKT240	6/-	OC200	6/6
2N2907A	8/-	BFY11	5/-	NKT241	6/6	OC202	6/6
2N3011	5/6	BFY18	5/-	NKT242	6/6	OC203	6/6
2N3053	8/-	BFY19	5/-	NKT243	5/6	OC204	6/6
2N3102	7/6	BFY50	8/6	NKT245	5/6	OC207	6/6

VEROBOARD

2 1/



POWER SUPPLY 22 £14.0.0
TRANSISTORISED

NOMBREX

NEW STYLE IMPROVED INSTRUMENTS


OTHER MODELS AVAILABLE—

- **R.F. GENERATOR 31** £12.10.0
- **C.R. BRIDGE 32** £10.10.0
- **INDUCT. BRIDGE 33** £20.0.0

SEE PREVIOUS ISSUES FOR DETAILS

ALL IN FULL PRODUCTION

POST & PKG. 6/6 EACH EXTRA



A.F. GENERATOR 30 £19.10.0
TRANSISTORISED

6d. STAMP FOR ALL LEAFLETS

NOMBREX LIMITED • EXMOUTH • DEVON

TRADE AND EXPORT ENQUIRIES INVITED

WW-132 FOR FURTHER DETAILS

FOR SALE—

3 Westminster Multiwinders, 10-way Automatic Interleave.

PRICE: £100 each and carriage. Can be viewed by arrangement.

Large range of

TRANSFORMER LAMINATIONS

in Radiometal, Mumetal & H.C.R. "C" and "E" cores—Case and Frame Assy's. Please send for list.

J. BLACK

44 Green Lane, Hendon, N.W.4
Tel.: 01-203 1855 & 3033

"BASIC Mathematics for Radio and Electronics." By F. M. Colebrook, B.Sc., D.I.C.A.C.3.1. Revised and enlarged by J. M. Head, M.A. (Cantab.), presents in readable form a complete course in basic mathematics from engineering students of all kinds and leads on to the more advanced branches of mathematics of increased importance to radio engineers. In this edition the chapter covering the application of mathematics to radio has been revised and enlarged while new subjects covered include Stability, Linear Differential Equations, Elementary Statistics, Short Cuts to Numerical Calculations and an Introduction to Matrices. Will be invaluable to those without previous knowledge of the subject. 17/6 net from all booksellers. By post 18/6 from Iliffe Books, Ltd., Dorset House, Stamford St., London, S.E.1.

CURSONS TRANSISTORS

ALL GUARANTEED

1/- each. BAY31, BAY50, DK10, OA70, OA81.

2/- each. XA101, XA102, OC71, OC72, OC81, OC81D, OC44, OC45, GET 16, FST3/1, ACY22.

3/- each. OC139, OC140, 2N706, 2N708, 2N2894, BY100, RAS310AF, 2N914, BSY26, BSY27, BSY95A, AFZ12, BFY18, BFY19, BFY26.

7/6 each. RAS508AF, CRS3/40, BLY10, BLY11, BUY10, BUY11, ADY22, ADY23, ADY24, OC26.

ZENER DIODES

3.9 v. to 26 v., 1/4 w. 3/- each; 1.5 w. 4/-; 7 w. 5/- ea.

CURSONS,
78 BROAD STREET
CANTERBURY, KENT.
S.A.E. LATEST NEW LIST

WE BUY

any type of radio, television, and electronic equipment, components, meters, plugs and sockets, valves, and transistors, cables electrical appliances, copper wire, screws, nuts, etc. The larger the quantity the better. We pay Prompt Cash.

Broadfields & Mayco Disposals,
21 Lodge Lane, London, N.12

RING 445 2713

445 0749

958 7624

958 9842

R & R RADIO

51 Burnley Road, Rawtenstall

Rossendale, Lancs

Tel.: Rossendale 3152


VALVES BOXED, TESTED & GUARANTEED

EBF80	3/-	PCC84	3/-	PY82	3/-
EBF89	3/6	PCF80	3/-	UI91	4/6
ECC82	3/-	PCF82	3/6	U301	4/6
ECL80	3/-	PCL82	4/-	6F23	5/-
EF80	1/6	PCL83	4/-	10P14	3/-
EF85	3/-	PCL84	5/-	20P5	3/-
EF183	3/6	PL36	5/-	30F5	2/6
EF184	3/6	PL81	4/-	30L15	5/-
EY86	4/-	PL83	4/-	30P12	4/6
EL41	5/6	PY33	5/-	30C15	5/-
EZ40	4/6	PY81	3/6	30PL13	5/6
EBC41	4/6	PY800	3/6	30PL14	5/6

POST, ONE VALVE 9d. TWO TO SIX 6d.
OVER SIX POST PAID.



THE ONLY
COMPREHENSIVE
RANGE OF RECORD
MAINTENANCE
EQUIPMENT
IN THE WORLD!



Send stamps value 9d. for 16 page booklet and supplementary data sheets Nos. 1 and 4 giving the fullest and latest information.

CECIL E. WATTS LIMITED
Darby House
Sunbury-on-Thames, Middx.

WORLD RADIO & T.V. HANDBOOK

1968 ED. 42/- P. & P. 1/-

Radio Handbook by Editors and Engineers, new 17th ed. 84/- P. & P. 4/6.
Electronics Hobbies Manual by Standard Telephones. 10/6. P. & P. 1/6.
Transistor Substitution Handbook, new 7th ed. 15/- P. & P. 1/6.
Tape Recorder Servicing Mechanics by Schroder. 21/- P. & P. 1/6.
Aerial Handbook 2nd edition by Briggs. 15/- P. & P. 1/6.
Silicon Controlled Rectifiers by Lytel. 21/- P. & P. 1/6.
Colour T.V. Pal System by Patchett. 40/- P. & P. 1/6.
T.V. Fault-finding by DATA, 405 and 625 lines. 8/6. P. & P. 9d.
Where possible 24-hour service guaranteed.

UNIVERSAL BOOK CO.

12 LITTLE NEWPORT ST., LONDON, W.C.2
(Leicester Square Tube Station)

LONDON CENTRAL RADIO STORES

FRACTIONAL H.P. MOTORS. A.C. 200/250 v with years 6/- P. & P. 2/6.

10-WAY PRESS-BUTTON INTER-COM TELEPHONES in Bakelite case with junction box handset. Thoroughly overhauled. Guaranteed. £6/10/- per unit.

20-WAY PRESS-BUTTON INTER-COM TELEPHONES in Bakelite case with junction box. Thoroughly overhauled. Guaranteed. £7/15/- per unit.

MODERN HAND SETS with coiled lead, grey, white and black, 22/6. P.P. 3/6.

TELEPHONE COILED HAND SET LEADS, 3 core 5/6. P.P. 1/6.

MODERN DESK PHONES, 2 tone grey or black, with internal bell and handset with 0-1 dial, £4/10/- P.P. 7/6.

WIRELESS SET No. 38 A.F.V. Freq. range 7.3 to 9.0 Mc/s. Working range 1/2 to 2 miles. Size 10 1/2 x 4 x 6 1/2 in. Weight 6 1/2 lb. Includes power supply 8 1/2 in. and spare valves and vibrator also tank aerial with base. £5 per pair or £3 single. P.P. 25/6.

ELECTRICITY SLOT METER (1/- in slot) for A.C. mains. Fixed tariff to your requirements. Suitable for hotels, etc. 200/250 v. 10 A. 80/-, 15 A. 90/-, 20 A. 100/- P.P. 7/6. Other amperages available. Reconditioned as new, 2 years' guarantee.

QUARTERLY ELECTRIC CHECK METERS. Reconditioned as new. 200/250 v. 10 A. 42/6; 15 A. 52/6; 20 A. 57/6. Other amperages available. 2 years' guarantee. P.P. 5/6.

8-BANK UNISELECTOR SWITCHES. 25 contacts, alternate wiping £2/15/-; 8 bank half wipe £2/15/-; 6 bank half wipe, 25 contacts 47/6, P.P. 3/6.

DESK PHONES. Black Bakelite cases, complete with hand set and internal bell with 0-1 dial. 42/6, P.P. 6/6.

HIGH-SPEED ELECTRO-MAGNETIC COUNTERS. Ex-Govt. 4 digit. 25/50 v. D.C. Size 4 x 1 x 1 in. Single coil, 2,300Ω. Single coil 500Ω 8/6, P.P. 3/6.

EX. GOVT. BALANCED ARMATURE THROAT MIKES complete with plug, new, 7/6. P.P. 3/6.

DESK PHONES from 35/-. Various types in stock. Final End Selectors. Relays, various callers, also 19 Receivers in stock. All for callers only.

23 LISLE ST. (GER 2969) LONDON W.C.2
Closed Thursday 1 p.m. Open all day Saturday

PHOTO ELECTRIC CONTROL SYSTEM

Comprises a light source unit with optional Infra Red filter and lens system to force the light. Also a photo-electric Relay control unit. Both housed in metal cases for bench or wall mounting, sensitivity control, mains on-off switch. Works from 230/240 v. A.C. Mains. Can be used as a simple on-off switch by breaking the beam of light (invisible if Infra Red filter is used) and as such it will operate as a burglar alarm, or will open doors, etc. Also in conjunction with a counter or other equipment it will perform many functions in the factory or warehouse. Price **£9.19.6**

F.M. WIRELESS MICROPHONE

94-104 Mc/s. Transistorised. Operates from 9 v. battery. Complete with additional secret tie clip microphone. List £12/10/- **£6.15.0**
ONLY These cannot be operated in U.K.

TRANSISTORISED FM TUNER

6 TRANSISTOR HIGH QUALITY TUNER. SIZE ONLY 6 in. x 4 in. x 2 1/2 in. 3 I.F. stages. Double tuned discriminator. Ample output to feed most amplifiers. Operates on 9 volt battery. Coverage 88-108 Mc/s. Ready built ready for use. Fantastic value for **£6.17.6**

LOUDSPEAKERS. 2" 9/6

40 ohm, 24" 80 ohm. 12" TWIN CONE 10 35/- watt, 15 or 3 ohm

TWEETER 16 ohm 29/6

10 watt, 18K-CPB

CROSSOVER NETWORK

16 ohm Under £1 P. & P. 6d. 17/- over £1 Post Free, C.O.D. 3/6.

FM MULTIPLEX STEREO ADAPTOR.

Printed circuit biscuit, 4 trans. 6 diodes 9 v. with full instructions **£5.19.6**

BEE TAPE HEADS BRAD.

2 TRACK **39/6** pair

BEE TAPE HEADS MALL

4 TRACK **39/6** pair

REFLEX CONE TYPE WATERPROOF SPEK.

5 watt, 3 ohm, 300-16,000 c/s PA & Music Relay **£45.0**

SUPER SILICON RECT.

TV etc, 1200 PIV 800 MA 6/-, or complete with instr. resistor, condenser 7/6. 400 PIV HW 6A 6/-, 200 PIV HW 6A 6/-.

MULTIMETERS 32/-

from

Stamped envelope for full selection and bargain offers in Multi-meters, Radios, Baby Alarms, Intercoms, Walkie-Talkies, Rectifiers, Eagle and Sinclair.

DURHAM SUPPLIES

175E Durham Road, Bradford 8, Yorkshire

ALL GOODS GUARANTEED

AIRMEC OSCILLOSCOPES
3in. tube TB 40 c/s 40 kc/s 50-0-50 Micro/amp meter calibrated for Y deflection. Y amplifier DC to 2 m/cs. Size 19in. wide x 5 x 15. Normal 200/250 volt 50 c/s input. Mint condition. Only £12/10/- P. & P. £1 extra.

CONVERTOR/BATTERY CHARGER
Input 12V DC—output 240V 50 c/s 170 watt max. Input 240V 50 c/s—output 12V 5 amp. D.C. Fully fused with indicator lamps. Size 9½ x 10 x 4½. Weight 19 lbs. An extremely compact unit that will give many years reliable service. supplied with plug and leads. Only £4/10/- P. & P. 15/- extra.

DISTRIBUTED WIDE BAND AMPLIFIERS available. Various types, e.g. EMI type 2C complete with power unit. Frequency range 50 c/s to 100 mc/s gain of 12. £8/10/-

DEKATRON SCALER/TIMERS various models from £6-£12.

BINARY / DECIMAL SCALERS 99 scaled on neons followed by 4 digit resettable counter £9.

RATEMETERS. Various types available with or without EHT Power supplies.

SCINTILLATION EQUIPMENT available. Units or complete assemblies.

WRITE FOR DETAILS.

SOLARTRON stabilized Power supplies type AS517 £3 5 0 ca

TRANSISTORS—Not remarks.

ACY19 Mul .. 4/- ea.	2S301 Tex .. 4/- ea.
BCZ11 Mul .. 4/6 ea.	2S701 Tex .. 4/- ea.
GET885 Mul .. 4/- ea.	2S702 Tex .. 4/6 ea.
2N1305 Rca .. 4/6 ea.	V30/201P New 4/6 ea.
MA393 .. 3/6 ea.	V60/10P New 4/- ea.

VALVES

2D21 .. 3/6 ea.	CV286 .. 3/6 ea.
6AK5 .. 3/- ea.	CV287 .. 5/6 ea.
6BR7 .. 6/- ea.	CV345 .. 10/- ea.
6CH6 .. 3/6 ea.	CV422 .. 7/6 ea.
6SN7 .. 2/6 ea.	CV448 .. 4/6 ea.
12SN7/B36 .. 2/- ea.	CV858 .. 2/6 ea.
DI.92/94 .. 3/- ea.	CV2235 .. 7/6 ea.
E180F .. 8/6 ea.	CV4006 .. 8/- ea.
EFP60 .. 4/6 ea.	CV4007 .. 4/- ea.
R17 .. 5/6 ea.	CV4014 .. 2/6 ea.
R19 .. 6/6 ea.	CV4064 .. 12/6 ea.
VR150/30 .. 2/6 ea.	

BROOKS CRYSTALS 500 kc/s 2, 5, 10 mc/s—10/- ea.

RELAYS

American miniature gold contacts, 4 pole co 48V, brand new, boxed, 6/6 ea.

Carpenters type 51A1/50. 200T 0.75 ohm 200T. 0.75 ohm, brand new, boxed, 8/- ea.

3000 Series 5 K/ohms, 2 pole make HD contacts, 3/6 ea. 3000 Series 1000 ohms, all multi bank, state min. requirement, 2/- ea.

Siemens sealed HS 48V spco type H96E, 3/- ea. Siemens miniature with dust cover, 6 pole make or break 1,250 ohms. Brand new, boxed, 4/6 ea.

American miniature 4 pole co 12/24V. 200 ohms, sealed, 5/6 ea.

FRACTIONAL H.P. MOTORS 240 V. 50 c/s. Brand new, Ideal models, fans, etc. 8/6 ea.

TRANSFORMERS. All 200/250 inputs, tapped 0-6-12-18, 3 amp, 15/- ea.; 7 amp. 30/- ea.

INVERTOR TRANSFORMERS. CT primary High and low impedance feed back windings for use with OC35/36 transistors with 0-200-250 volt isolated output windings 200 W. rating, £2/5/-; 400 W. rating, £3/10/-.

H.T. TRANSFORMERS. e.g. 450-400-0-400-450, 250 ma. 3x 6.3—3 amp. 1x 5V. 3 amp. Potted Parmeko/Gardiners, as new, 50/- Potted EHT also available.

Write stating requirements.

SELENIUM RECTIFIERS. Double bridge 12 V. 6 amps. continuous rating, 12/6 ea.

Quad bridge 12V. 12 amps. continuous rating, 21/- ea.

NEW DIODES Mullard genuine OA81, 1/6 ea. CV448/425, 1/- ea.

METROSILS. Ideal pulse suppression, 2/- ea.

EHT CONDENSORS. 7.5KV working, with clips. 0.1mfd, 5/6 ea.; 0.25 mfd, 8/6 ea.

Cash with order. Post paid over 10/-

CHILTMead LTD.,

22 Sun Street, Reading, Berks.

Tel. No.: Reading 65916 (9 a.m. to 10 p.m.)

SURPLUS BARGAINS

(EX GOVT.)



COLLINS (U.S.A.) RECEIVER. 7 valve superhet (Int. Octal valves). Exceptionally stable for 88B. Frequency coverage 1.5-12 Mc/s. Power required. 250 v D.C. 80 ma. 12 v. A.C. 1.25A. Excellent condition. £12.

FAMOUS No. 19 SET TRANS/RECEIVER. Covers 2-8 Mc/s. in 2 bands. 11 valve superhet transceiver including 807 P.A. Power reqs. I.T. 12 v. H.T. rec. 275 v. H.T. transmit 500 v. D.C. Slightly used, 55/- Selected condition, 85/- All 19 set ancillary parts available.

No. 31 TRANSCEIVER VHF. 40/48 Mc/s. Tunable. 90/60/4½ volts battery operation, 70/-

No. 88. TWO-WAY RADIO. 40/42 Mc/s. Crystal controlled. 4 channel. 50/- each.

B44 VHF RADIO TELEPHONE. 60-95 Mc/s. Crystal controlled. 12 v. D.C. operation. £7/10/-

No. 62. TRANSMITTER RECEIVER. 1.6-10 Mc/s. Tunable or crystal controlled. 12 v. D.C. operation. £18/10/-

R.C.A. C99 TRANSMITTER RECEIVER. 2-8 Mc/s. Complete station. Brand new. 12 or 24 v. D.C. operation. £19/10/-

No. 52 RECEIVERS. Few left. Used (serviceable). £7/10/-

TUBULAR STEEL TELESCOPIC AERIAL MASTS. 20ft., 4 section, 70/- 32ft., as above with 12ft. whip, 80/- 34ft., 6 section, 90/-

MAKE YOUR OWN AERIAL MAST! 5ft. 8in., 2in. dia. Interlocking steel sections (7 sections make 35ft. mast). 20/- per section.

NYLON GUY ROPES, with semi-automatic tensioner. 33ft., 6/6 60ft. 7/6 60ft. 9/-

ROTARY TRANSFORMERS BY HOOVER. 12 v. D.C. input. Output 250 v. D.C. at 125 mA., 25/-

12 v. D.C. input, Output 490 v. D.C. at 65 mA., 25/-

REJECTOR UNIT. For rejecting unwanted signals. Switched 4 ranges. 1.2-10 Mc/s. 30/-

R.F. ANTENNA TUNER (A.T.U.). 160/80/40 metres. 25/-

MOVING COIL HEADPHONES. Soft rubber earpads. 19/6

D.L.E. BALANCED ARMATURE HEADPHONES. 19/6

HEADSET WITH BOOM MICROPHONE. As used with 88 Set. 22/6

MOVING COIL HEADPHONES AND MICROPHONES. 21/6

TRANSMITTER. 1.75-16 Mc/s. 3 waveband tuneable. 818PA. Complete with all valves, and circuit. £7/10/-

POWER SUPPLY. 12 v. D.C. input. 285 and 1300 v. D.C. 300 mA output. Incorporates 240 v. D.C. 80 mA vibrator pack circuit. £7/10/-

ALL ITEMS CARRIAGE PAID MAINLAND ONLY

Lists giving fuller details of these and many other surplus bargains, 2/- S.A.E. all enquiries (Please print clearly)

A. J. THOMPSON (Dept. WW)

"Billing Lodge," Coddicote, Hitchin, Herts. Tel.: Coddicote 242

Hours of Business: Monday to Friday 8-5 Saturday 8-12.

HAMMERITE ENAMEL

AIR DRYING • JUST BRUSH ON

1 pint 8/-, p/p. 1/9, 1 pint 16/-, p/p. 3/-

Blue, silver, black, bronze (and others). NO PRIMERS NEEDED. Just try it. Brushed sample, interesting list FREE.

INDUSTRIALISTS !!! SAVE TIME AND \$\$\$!! (2 pints will do a Mini)

FINNIGAN SPECIALITY PAINTS (W) Mickley Square, Stocksfield, Northumberland. Tel: Stocksfield 2280

TRIAL TIN

(covers 5 sq. ft.)

3/9

9d. post.

HORSTMANN 20 AMP ELECTRIC TIME SWITCH

36HR SPRING RESERVE

200/250 volts, 20 amp. contacts, ON/OFF twice every 24 hours at any manually pre-set times. By-pass override. 36 hour spring reserve, overcomes stopping in case of power cut. Can be supplied with Solar dial if required, on request. **LIMITED QUANTITY.**

FRACTION OF USUAL PRICE. 69/6 P. & P. 4/6.

Waterproof metal case approx. 6in. x 3½in. x 3½in. 10/- extra.

HORSTMANN 15 DAY CLOCKWORK TIME SWITCH

Jewelled movement. Once ON/OFF every 24 hours at any manually pre-set times. Key and mounting bracket. Used but perfect. 6 amp model. Fully guaranteed. 35/- P. & P. 4/6.

VENNER 200/250V. FLASHER UNITS containing mains geared motor. ON/OFF every second. 200W contacts. Suppressed. Reconditioned. 39/6 inc. post.

Box 365, KINGSWOOD SUPPLIES (w.w. 11)

4, SALE PLACE, LONDON, W.2. Tel: 01-723 8189.

Grampian

for good

SOUND EQUIPMENT

SLYDLOK FUSES 15 amp. 230 v. D.C. 440 v. A.C. 1/6 ea., 15/- per doz.

HEADPHONES. Carbon H/Mics., 5/- ea. P. & P. 2/6. DLR5 Bal. Armature, 9/6. P. & P. 2/6. M/Coil with ear muffs and wired M/C mic., 15/- P. & P. 3/6. No. 10 Assembly M/Coil with M/Coil Mic., 15/- P. & P. 4/6.

TANNOY LOUDSPEAKERS. Re-entrant type, ideal for public address, enclosed in waterproof wooden case, complete with steel baffle designed to produce directional reproduction at 5 watts. 7.5Ω 27/6 each. Carr. 5/-

SMALL GEARED MOTORS. 12-24 v. D.C., reversible, with gears attached, 15/- ea.; with blower attachment, 12/6 ea.; with fan assembly, 12/6 each.

TRANSMITTER. BC 625, part of T/R. SCR522. For spares only. Chassis only. Complete with valves except 832s and Relay. 21/- ea. Carr. U.K. 4/-

SIEMENS HIGH SPEED RELAYS. H96B type, 50 + 50 ohms. 6/- ea.; Type H69D, 500 + 500 ohms, 6/- ea.; Type H96E, 1,700 + 1,700 ohms, 7/6 ea. Carr. 1/-

"TELE L" TYPE FIELD TELEPHONES. These telephones are fitted in strong steel case complete with Hand Gen. for calling each station. Supplied in new condition and tested. 70/- per pr. Carr. 7/6.

POST OFFICE TYPE RELAYS. 3,000 sers. 2 c/o. 2 m. slugged coil 140 ohms; 2 c/o, slugged coil 500 ohms. All at 6/- each. Carr. 1/-

3,000 Type, by Ericsson Telephones, 2 1,000Ω 1 br, 2 mc. c/o plus 3 c/o 12/6 ea., 2,000Ω 4 c/o 10/- ea.; 500Ω 4 c/o, 10/- ea. P. & P. 1/- ea.

MORSE KEYS. No. 8 assembly complete with leads, terminals and cover, 6/6 each. Carr. 2/-

VIBRATORS. 12 v. 4 pin; 12 v. 7 pin. Syn. All 6/- each. Carr. 1/-

ELECTRO MAGNETIC COUNTERS. Register up to 9999, coil res. 300Ω 5/- each. Carr. 1/- Ex-equipment.

MODULATION TRANSFORMERS. 150 watts, suitable for pair 813s, driving 313s. Size 6in. x 5in. x 3½in. Brand new, boxed. Price 27/6. Carr. 4/6.

MEGGER INSULATION TESTER 500 v. with Contest range from 0.1 ohm to infinity. Bakelite case with hand gen. £9 ea. Carr. 5/6. 2 ranges, ex-Hoover stock.

CUT OUT. 12 v. or 24 v. operation. Heavy duty silver contacts (5c 849), 7/6 ea. Carr. 1/6.

LIGHTWEIGHT HEADSET (part of "88" W. Set Equip.) complete with Boom mic., carbon made to highest Ministry Spec. Moving coil earpieces. Our price 35/- set. Carr. 3/- Also Super Lightweight hand set, 17/6 ea. Carr. 2/-

200 AMP. 24 v. D.C. GENERATORS. Type P3, ex-Air Ministry, £9/10/- ea. Carr. 10/6.

P.C.R. 12 V. VIBRATOR POWER PACKS. Brand new, 22/6 ea. P. & P. 5/-

CONDENSERS. Paper, Sprague .1 mfd. 500 v., 5/- doz. .1 mfd. 1,500 v., 7/- doz. (incl. P. & P.)

HEAVY DUTY TERMINALS. Ex-equip. Black only, will take spade terminals and wander plug. 1/6 pr. 15/- doz. pairs. P. & P. 1/6 ea. doz.

FATIGUE METERS. 24 v. D.C. Consisting of 6 x 496D Relays. 500 x 500Ω. 6 x 300Ω Electro Mag. counters, etc. £3/10/- ea. Carr. 4/6.

RELAYS. 3,000 Series 2 C/O 2 M. 140Ω slugged coil, 6/-

500Ω 2 C/Os slugged coil, 6/- P. & P. 1/- ea. item. Also a few Ericsson Telephone 3,000 types in stock, 10/- ea. Brand new. P. & P. 1/-

AMERICAN AUTOPULSE 24V PUMPS for mounting between carb. and main fuel tank as auxiliary pump. New—30/- ea. P. & P. 5/- 7 g.p.h. Size 7in. x 2½in. x 2½in.

W. SETS, No. 19 Mk. III. New. £5/10/-, incl. carr.

POWER SUPPLY UNITS, 12 v. for "19" Sets. 35/-, incl. carriage.

Complete Units, 19 Set, Variometer, 12 v. B.S. Control Box. H/Phones and Leads. 10 GNS. incl. carr.

W/S REMOTE CONTROL UNIT "E," Mk. 2. As supplied with "19" W.S. 25/- P. & P. 6/-

W.S. 19 VARIOMETERS. 17/6. P. & P. 4/6.

S.T.C. MINIATURE SEALED RELAYS, TYPE 4184 G.D. 700Ω 24 v. (will work efficiently on 12 v. D.C.) (ex equipment). 2 C/o, 7/6. P. & P. 1/- 6 or more post paid.

SMALL D.C. MOTORS. 2in. x 1½in. x 1½in. Rated 24 v., will work on 12v. ½in. length drive shaft. Ideal for model makers, etc. 10/6 ea.

POCKET TRANSISTOR SETS—6 Transistor Med. Wave. Complete with earpiece and plastic carrying case. Boxed, brand new. £2 ea. P. & P. 5/-

S.A.E. all enquiries.

P. S. Radio and Electrical Stores

108 CHESTER ST., BIRKENHEAD, CHESHIRE

Tel. BIRKENHEAD 6067

Terms Cash with Order.



THE ANCIENT GREEKS LEARNT THE ART OF SOLDERING AND CREATED BEAUTIFUL THINGS BUT LACKED THE ADVANTAGE OF USING ADCOLA SOLDERING EQUIPMENT. ADCOLA NOW PRODUCES THE FINEST AND MOST COMPREHENSIVE RANGE OF SOLDERING EQUIPMENT IN THE WORLD TODAY WITH OVER 250 VARIATIONS FROM WHICH TO CHOOSE, WRITE FOR OUR FULLY DESCRIPTIVE CATALOGUE FOR MODERN SOLDERING EQUIPMENT.

ADCOLA PRODUCTS LTD
ADCOLA HOUSE, GAUDEN ROAD,
LONDON, S.W.4.

Telephones : 01-622-0291/3

Telegrams : SOLJOINT, LONDON, S.W.4



In addition to
**Ersin Multicore
 5 Core Solder**
 we make these products to help
 industry and laboratories

special products for the soldering of printed circuits

A complete range of products for the soldering of printed circuits, including:

P.C. 2 Dip Cleaner P.C. 10A Activated Surface Preservative
 P.C. 21A Printed Circuit Liquid Flux P.C. 51 Finishing Enamel.
 Solid Solder Wire, Solder Sticks, Solder Ingots and Ersin Multicore
 5-core Solder Wire for direct application to panels.

1

Mark 2 solderability test machine



Incorporates many new features, including semi-automatic electrical timing, proportional temperature control, remote controlled specimen lowering system and a temperature meter calibrated to an accuracy of 0.25% full scale deflection at the test temperature.

The machine can reduce production costs by instantly checking the solderability of components with wire terminations.

It complies with B.S.I. and proposed M. of D. and International Solderability Test Specifications.

2



solder tape, rings, preforms, washers, discs, and pellets

Made in a wide range of solid or cored alloys. Tape, rings and pellets are the most economical to use.

3

liquid fluxes


7 standard non-corrosive Ersin Liquid Fluxes, all comply with D.T.D. and Mil specifications.

Arax Acidic Liquid Flux, the residue is easily removed, is faster than zinc chloride types but much less corrosive. In 1-gallon or 5-gallon non-returnable containers.

4

3a automatic soldering machine

Specially designed for manufacturing processes involving repetitive soldering operations. An exact quantity of



Ersin Multicore Solder is automatically fed at each downward stroke. It can be operated by foot treadle or compressed air system, or may be connected to form part of an automatic assembly sequence

5

Arax 4-core acid cored solder

Used in 38 industries it has replaced tinman's and blowpipe solders, fluid and paste fluxes and killed spirits for rapid and precision soldering in metal fabrication processes.

Arax Flux—exclusive to Multicore—has the fastest speed of flux in any cored solders. Flux residue is easily removable with water or, where flame heating is employed, is entirely volatilised. Residue will not contaminate plating baths. No pre-cleaning is necessary and the speed ensures that the solder will flow between the laps by capillary action, thus using the minimum amount of solder. Not recommended for wire to tag joints in radio or electrical equipment.

6

Bib accessories can be supplied in bulk packings at very competitive prices

wire stripper and cutter

Strips insulation without nicking wires, cuts wires and cables cleanly. Model 3 is semi-permanently adjusted. Model 8 incorporates a unique 8-gauge selector.



A

recording tape splicer

Precision made, chrome plated complete with razor cutter. Provides quick and accurate tape editing. Standard model for 1/2" tape. NEW 3/4" type is available for computer and video tape.



B

instrument cleaner

Anti-static. Specially formulated for cleaning delicate instrument panels, plastic, chrome, glass and printed surfaces. Antiseptic, non-toxic, non-flammable, does not smear. Used and recommended by leading electronic manufacturers. In 1-gallon and 5-gallon containers and 4 fl. oz. bottles.



C

tape head maintenance kit size E

Cleans tape heads and all parts of the tape path of magnetic tape decks. Applicator and Polisher Tools and Sticks are available separately.



D

For further information please apply on your Company's note paper mentioning the product references
 Dept. WW, Multicore Solders Limited, Hemel Hempstead, Herts. Telephone: Hemel Hempstead 3636

WW-002 FOR FURTHER DETAILS