

Another
winner!

fane **MODE ONE**

**HIGH FIDELITY
LOUDSPEAKER KIT**



Recommended
retail price

£10.98

including V.A.T.

Please
send S.A.E.
for fully
descriptive
leaflet.

Consisting of a Fane Model 803 ultra-low resonance 8" speaker unit with PVC cone surround, and a Fane Model 303 high frequency pressure tweeter together with a printed circuit cross-over assembly with ferrite cored coils.

SPECIFICATION OF UNITS

	Model 803	Model 303
Overall Diameter	8"	3"
Natural resonance	30Hz	1200Hz
Main resonance	*35Hz	3"
Magnet Pole Diameter	1"	10,000 gauss
Magnet Flux Density	13,000 gauss	2kHz-17kHz
Frequency response	30Hz-8kHz	8-15 ohms
Impedance	8-15 ohms	*15 watts
Power Handling	*15 watts	

Very easy to assemble, this boxed kit comes with acoustic foam damping material, panels, screws, wire, wiring diagrams and instructions to provide a remarkable loudspeaker assembly—a pair is ideal for stereo.

CABINETS for the 'Mode One' are available in Teak veneer finish. SIZE 15½" x 10½" x 9".

*When used with above cabinet.

Distributors to the wholesale
and retail trade
LINEAR PRODUCTS LTD.
Electron Works, Armley, Leeds
LS12 3SA. Tel. 630126

Manufactured by
FANE ACOUSTICS LTD.
Hick Lane, Batley, Yorkshire.
Tel. Batley 6431

**TWO NEW
SOLDER
SIPPERS
MAKE DE-
SOLDERING
QUICK &
EASY**

**A SUPER
PRESENT
ANYTIME!**

Longs

Longs Ltd.
Hanworth Lane
Trading Estate
Chertsey Surrey
KT16 9LZ.

**Maxi-Super HT 1810 and
Maxi-Mini HT 1800
Solder Sippers**

Designed for use when working or re-working P.C. Boards. Permits removal of molten solder from Multi-leg components, enabling easy extraction. The solder is 'sipped' through the nozzle, and automatically ejected when the instrument is next used. A Swiss precision instrument manufactured to a high degree of accuracy.

The anti-corrosive outside casing has a knurled finish for more positive grip, and encases plated internal parts.

The Maxi-Super has been designed with a 3.5 kg. spring action recoilless plunger, whilst the Maxi-Mini with its conveniently shaped operating button, has a 2.5 kg. spring action plunger, protected by a channel guard.

Both models have been designed with an easy-to-replace 'dupont' teflon screw-in nozzle.

PLEASE FORWARD
without obligation
further details.

PLEASE SUPPLY
Maxi-Super HT
1810 at £6.60

PLEASE SUPPLY
Maxi-Mini HT
1800 at £4.95

I enclose cheque value £ _____

NAME _____

POSITION _____

COMPANY _____

ADDRESS _____

SIGNED _____

Prices include VAT

Reg. England 68496



AMAZING MINI-DRILL

**FOR
PRECISION
MODEL
WORK**



+ 6 TOOLS

**ONLY
£2.55**
p & p 10p

Indispensable for precision drilling, grinding, polishing, etching, gouging, shaping. Precision power for the enthusiast. Shockproof. Completely portable power from 4½ volt external battery. So much more scope with MINI-DRILL. Super Kit (extra power, interchangeable chuck) £6.35 p.p. 13p. De Luxe Professional Kit with 17 tools £9.40 p.p. 23p. Prices include V.A.T.

Money ref. g'tee. **MERLIN SUPPLY CO.**

Dept. PW 274 Nailsea, Bristol BS19 2LP

MASSIVE CLEARANCE BARGAINS

Bargain component parcels contain Resistors, Capacitors, Potentiometers, Knobs, Rotary, Slide, Key Switches, IP's, Tag Strips, Drive Drums, Springs, Handles, Coil Formers, Wire, Grommets, Relays, Pulley Wheels, Magnets, Transistor Panels, etc., etc.

Save yourself £'s on these well selected parcels. 6lbs net weight £1.00. p. & p. 40p.

Brand new Wire-Wound Resistors 1-7 Watts. Good selection 100 for £1. p. & p. 15p.

Assorted Computer Panels. These panels are exceptionally good value and contain a minimum of 75 Transistors, Stacks of Diodes, plus Trim Pots, Polyester Capacitors, Resistors and include a few I.C.'s. 10 panels for £1. p. & p. 27p.

Mullard Ferrite Cores LA3 100 to 500kHz 50p. LA4 10 to 30kHz 75p. LA 2100 3 to 200kHz 50p.

Mullard Electrolytic Capacitors, C432 4500µF. 25V 35p.

Please include 10% V.A.T. to total cost of goods.

MAIL ORDER ONLY

XEROZA RADIO

1 EAST STREET, BISHOPS TAWTON, DEVON

Among the 240 pages of the famous HOME RADIO COMPONENTS Catalogue, are seven pages listing Resistors

Here is a page showing 2 of our unique money saving **RESISTOR PACKS**

*The famous Home Radio Components Catalogue lists 6,800 items—1,770 of them illustrated

*Send now for catalogue

POST THIS COUPON
with cheque or P.O. for 77p.

The price of 77p applies only to catalogues purchased by customers in the U.K. and to BFPO addresses

HOME RADIO (COMPONENTS) LTD.

RESISTORS—Continued

These resistors are miniature carbon film components offering high stability characteristics, with a very low noise factor.

Car. No. SP22A smaller version of the SP21 pack. Containing 10 each of the popular values and 5 each of the less popular values of 1-watt resistors. Making a total of approximately 450 but quantities may be altered slightly at any time to avoid delay.

General Technical Data

Resistance Range: 4.7 Ω —10M Ω (see below)

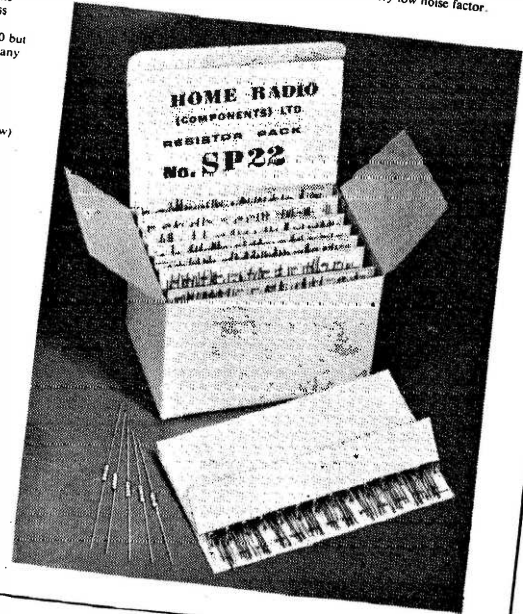
Tolerance: 4.7 Ω —1M Ω $\pm 5\%$
1.2M Ω —10M Ω $\pm 10\%$

Wattage Rating: .25W at 40°C.

Ohmic values

4E7	330E	22K	1M5
5E6	390E	27K	1M8
6E8	470E	33K	2M2
8E2	560E	39K	2M7
10E	680E	47K	3M3
12E	820E	56K	3M9
15E	1K	68K	4M7
18E	1K2	82K	5M6
22E	1K5	100K	6M8
27E	1K8	120K	8M2
33E	2K2	150K	10M
39E	2K7	180K	
47E	3K3	220K	
56E	3K9	270K	
68E	4K7	330K	
82E	5K6	390K	
100E	6K8	470K	
120E	8K2	560K	
150E	10K	680K	
180E	12K	820K	
220E	15K	1M	
270E	18K	1M2	


Pack price £5.50
plus 24p standard p & p all parcels.



Car. No. SP23

Our famous bargain resistor pack. Containing 50 resistors (at least 25 different values).

Pack price 27p
plus 24p standard
p & p all parcels.



The Catalogue costs 55p plus 22p post and packing. Every copy contains ten vouchers each worth 5 pence when used as directed. Regularly up-dated price lists are supplied to you free

Please write your Name and Address in block capitals

NAME

ADDRESS



HOME RADIO (Components) LTD.
Dept. PW 234-240 London Road, Mitcham CR4 3HD

Regd. No. 912966
London



WILMSLOW AUDIO

THE Firm for speakers!

SPEAKERS

EMI 13 x 8, 3, 8 or 15 ohm
 EMI 13 x 8, 150 d/c 3, 8 or 15 ohm
 EMI 13 x 8, 450 t/tw 3, 8 or 15 ohm
 EMI 13 x 8 type 350 8 ohm
 EMI 6 1/2" 93850 4 or 8 ohm
 EMI 8 x 5, d/Cone Roll/s 8 ohm
 Baker Group 25 3, 8 or 15 ohm
 Baker Group 35 3, 8 or 15 ohm
 Baker De Luxe 12" d/cone
 Baker Major 12"

Kef T27
 Kef T15
 Kef B110
 Kef B200
 Kef B139
 Kef DNB
 Kef DNI9
 Kef DNI2
 Kef DNI3

Fane Pop 100 watt 8/15 ohm
 Fane Pop 60 watt 8/15 ohm
 Fane Pop 50 watt 8/15 ohm
 Fane Pop 25/2 25 watt 8/15 ohm
 Fane Pop 15 watt 8/15 ohm
 Fane Crescendo 15" 8 or 15 ohm
 Fane Crescendo 12A 100w 8 or 15ohm
 Fane Crescendo 12B 75w bass 8 or 15
 Fane 807T 8" d/c roll/s 8 or 15 ohm
 Fane 808T 8" d/cone 8 or 15 ohm

Goodmans Axent 100 tweeter
 Goodmans 8P 8 or 15 ohm
 Goodmans 10P 8 or 15 ohm
 Goodmans 12P 8 or 15 ohm
 Goodmans 15P 8 or 15 ohm
 Goodmans 18P 8 or 15 ohm
 Goodmans Twinaxiom 8
 Goodmans Twinaxiom 10

Elac 9 x 5 5" 59RM109 15 ohm,
 59RM114 8 ohm
 Elac 6 1/2" d/c roll/s 8 ohm
 Elac 6 1/2" d/cone 8 ohm
 Elac 4" tweeter TW4

Wharfedale Bronze 8 RS/DD
 Wharfedale Super 8 RS/DD
 Wharfedale Super 10 RS/DD
 Coral 6 1/2" d/cone roll/s 8 ohm
 Siran 6 1/2" 3 or 8 ohm

Richard Allan 12" d/c 3 or 15 ohm
 10" x 6" 3, 8 or 15 ohm
 8" x 5" 3 or 8 ohm
 7" x 4" 3 or 8 ohm
 2 1/2" 64 ohm or 70 mm 80 ohm
 Adastra Hiten 10" 10w 8 or 15 ohm

Eagle DT33 dome tw.
 Eagle HT15 tweeter
 Eagle CT5 tweeter
 Eagle CT10 tweeter
 Eagle MHT10 tweeter
 Eagle FR4
 Eagle xover CN23, 28, 216


Sp. matching transformer 3-15 ohm
 Celestion MF1000 25w horn 8 or 15 ohm

Celestion PS8 (for Unilex)
 Celestion G12M 8 or 15 ohm
 Celestion G12H 8 or 15 ohm
 Celestion G15C 8 or 15 ohm
 Celestion G18C 8 or 15 ohm
 Car Stereo speakers—ask for leaflet.

SPEAKER KITS

Wharfedale Unit 3 £8.25
 Wharfedale Unit 4 £14.50
 Wharfedale Unit 5 21.00
 Richard Allan Twinkit £8.25
 Richard Allan Triple 8 £11.75
 Richard Allan Triple Assem. £17.50
 Richard Allan Super Triple £20.75
 Goodmans DIN 20 £8.58
 Fane Mode One £9.00
 Kefkit 2 £25.75
 Kefkit 3 £35.50
 Peerless 2-8 £5.50
 Peerless 10-2 £8.47
 Peerless 20-2 £10.41
 Helme XLK 25 (Pair) £18.17
 Helme XLK 50 (Pair) £37.18

Stephenspeaker kits and cabinets—send for free booklet "Choosing a Speaker". Prices include VAT.
 Carriage and insurance 75p per kit.



RADIOS/CASSETTES/AMPS.

Grundig Mariner TR865 £32.00
 Grundig Elice Boy 500 £27.00
 Grundig Melody Boy 500 £27.00
 Grundig Melody Boy 1000 £38.75
 Grundig Yacht Boy 210 £34.25
 Grundig RF430 mains £27.00
 Grundig RF310 mains £22.75
 Grundig RF310 £21.25

Grundig Top Boy £16.75
 Grundig Satellit 1000 £121.00
 Grundig C402 cassette £27.00
 Grundig Signal 500 £27.00
 Grundig C230 Cassette £28.00
 Tandberg TP41 £42.00

BASF 9301 radio/cassette £58.00
 Bush VTRI78 5 Band (Inc. Air) £29.00
 Trio KA2000A £33.00
 Trio KA2002 £41.00
 ITT Colt £9.95

ITT/KB Golf Preset £21.25
 ITT/KB Weekend Auto £16.00
 ITT/KB Europa £18.00
 ITT/KB SL53 cassette £22.82
 ITT/KB Studio 73 stereo cassette £44.00

Koyo KTR1664 8 waveband £40.00
 Koyo KRT 1770 11 waveband £56.50
 Koyo KTR1883 5 Band (Inc. Air) £23.50
 Tec C200 Radio/Cassette £31.00

Prices include VAT.
 Carriage and insurance 75p. FREE with each radio—"World Radio Stations Book"

PA/DISCO AMPLIFIERS

Carriage and insurance £1.00
 Baker 100 Watt £40.00
 Linear 30/40 £25.00
 Linear 40/60 £30.00
 Linear 80/100 £55.00

FREE with speaker orders over £7

"Hi-Fi Loudspeaker Enclosures" book. All units guaranteed new and perfect. Prompt despatch.

Carriage and insurance 35p per speaker (tweeters and crossovers 20p)

ALL PRICES QUOTED INCLUDE V.A.T.

WILMSLOW AUDIO Dept. P.W.

Loudspeakers: Swan Works, Bank Square, Wilmslow, Cheshire SK9 1HF. Radios etc: 10 Swan St., Wilmslow, Cheshire SK9 1HF.

Telephone Wilmslow 29599

EX COMPUTER PC PANELS

4 x 2in packed with semiconductors and top quality resistors, capacitors, diodes etc. Guaranteed min. 35 transistors, plus data. 10 boards 50p (12p)

Special Bargain Pack

25 boards for £1 (30p)

Panels with 4 Power transistors sim OC28 50p (10p)

COMPUTER GRADE ELECTROLYTICS

12,000µ 100v, 5 x 2 1/2 dia 75p (25p)
 30,000µ 25v 65p (20p)

ELECTROLYTICS

4,000µ 70v, 7,000µ 70v, 3,600µ 40v, 10,000µ 50v. 4 1/2 x 2 in dia 55p (14p)
 10,000µ 35v, 5,000µ 35v, 4 1/2 x 2 in

40p (12p)

2,000µ 30v, 400µ 40v, wire ends 15p (6p)

100 piv 3A, Si diodes 4 for 50p (7p)

250 mixed resistors 60p (9 1/2p)

250 mixed capacitors 60p (9 1/2p)

200 Si planar diodes 50p (7p)

Sub-min co-ax connectors 4 prs 59p (7p)

Min. glass neons 12 for 50p (7p)

Reed relays mixed 10 for 50p (7p)

Micro switches 8 for 50p (9p)

Assorted relays 8 for £1 (18p)

10 way terminal blocks 10 for 55p

Papst extractor/blower fans 100 c.f.m. 4 1/2 x 4 1/2 x 2in £3.50 (28p)

QH bulbs 12v 55w (also some 6v bulbs) 50p (6p)


Postage and package shown in brackets. Please add 10% VAT to prices.

KEYTRONICS

(Mail Order only)

44 EARLS COURT ROAD LONDON W8. 01-478 8499

H.A.C. SHORT-WAVE KITS WORLD-WIDE RECEPTION



Famous for over 35 years for Short-Wave Equipment of quality, "H.A.C." were the Original suppliers of Short-Wave Receiver Kits for the amateur constructor. Over 10,000 satisfied customers—including Technical Colleges, Hospitals, Public Schools, R.A.F., Army, Harns, etc.

1974 "DX" RECEIVER

Complete kit—Price £4.80 (incl. p. & V.A.T.). Customer writes: "Australia, India and America at loud volume."—"I have now heard over 300 stations including many Amateurs. I have received 32 Q.S.L. verified reports—from all continents. An amazing one-valver."

This kit contains all genuine short-wave components, drilled chassis, valve, accessories and full instructions. Ready to assemble, and of course, as all our products—fully guaranteed. Full range of other S.W. kits, including the famous model "K plus" (illustrated above). All orders despatched by return. Send now for free descriptive catalogue, of kits & components. Test Report available.

EXCITING COMPETITION for Short-Wave listeners. Send stamped envelope for details.

"H.A.C." SHORT-WAVE PRODUCTS 29 Old Bond Street, London W.1

SAXON

Money saving high performance audio equipment
DIRECT FROM OUR OWN FACTORY

**Better built
Better performance
Better value**

SAXON HI-FI POWER AMPS FOR DOMESTIC & COMMERCIAL USE

New Versions using 3A "Plastic Power" Driver Transistors now available.

To meet demand, we have included a more powerful module in our well-established and proven range. All these power amplifiers are carefully assembled, tested and guaranteed. They offer superb value for reliability and versatility.



- | | | |
|--------------|--|---------------|
| SA35 | 35 watts RMS. Uses 7 transistors and 7 diodes. Carr. paid. | £4.45 |
| SA50 | 50 watts RMS. 7 transistors, 7 diodes. Carr. paid. | £5.65 |
| SA100 | makes an ideal unit in disco assemblies. A real glutton for work. Reliable, tough and compact, 11 transistors, 6 diodes. Carr. paid. | £10.90 |

BRIEF SPEC. FOR ALL THREE MODULES

All modules incorporate OPEN AND SHORT CIRCUIT PROTECTION, plus proof against over-dissipation and faulty inductive loads in the SA.100.

Freq. response	15-40,000 Hz ± 1dB
Distortion	0.2% at 1kHz
Loads	4 to 16 ohms
Quiescent current	15 mA
Noise	Better than -75dB
Supply voltage	SA35 45 volts SA50 45-55 volts SA100 40-70 volts
Size	4 1/2" x 4" x 1" (SA 100) 4" x 3" x 1" (SA35/SA50)

Circuits, connecting instruction and application data are supplied free with all modules.

POWER SUPPLIES FOR THE SA35, SA50 AND SA100 POWER AMPS. ABOVE

- | | | |
|--------------|--|--------------|
| PU.45 | Unstabilised supply for 2 SA35's | £4.90 |
| PU.70 | Unstabilised supply for one or two SA50 or SA100 Carr. 40p | £7.75 |
| PS.45 | Stabilised module for two SA35's or one SA50 Carr. free | £3.50 |
| MT.45 | Transformer for above, heavy duty Carr. 20p | £2.85 |
| MT.30 | Transformer for unstabilised supply complete with rectifier diodes mounted Carr. 20p | £3.50 |
| PS.70 | Stabilised supply module for one or two SA100's Carr. free | £4.90 |
| MT.70 | Transformer for PS70 Carr. 40p | £4.90 |

ALL MODULES ARE BUILT ON GLASS FIBRE P.C. BOARD AND SUPPLIED FULLY TESTED

Orders and personal shoppers to:

SAXON ENTERTAINMENTS LTD., 327 Whitehorse Rd., W. Croydon, Surrey. CR0 2HS.

Telephone 01-684 6385

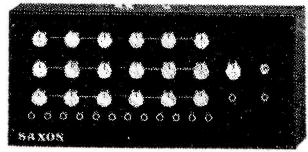
Hours 9.30 a.m.-5.30 p.m.

TRADE & EXPORT ENQUIRIES INVITED

SAXON P/A MIXER CONTROL UNITS

In extra slimline easy-fit case Using grouped pairs of inputs (high Z and low Z inputs) with individual bass, treble and volume controls on each pair, plus master controls. These low-noise units will feed all makes of amplifiers, making them ideal for clubs, discos etc. Standard jack sockets. Compact design. In strong metal cases. All units guaranteed for 3 years.

- HIGH AND LOW IMPEDANCE INPUTS
- BASS/TREBLE/VOLUME ON EACH PAIR
- MASTER CONTROL ON OUTPUT



- | | | |
|---------------|---|---------------|
| ● M4H | 4 high Z, 4 low Z inputs, 4 sets of controls. Case 10" x 8" x 2 1/2". Carr. paid. + V.A.T. | £18.50 |
| ● M6HL | Case 18" x 8" x 2 1/2". 12 inputs (6 high Z, 6 low Z). Carr. paid. + V.A.T. | £27.50 |
| | Channel section module, for building your own: gain-16 x (24dB). Tone controls-18dB swing. Carr. paid. + V.A.T. | £3.50 |

CONTROL UNITS

Mono (as shown) For 5v battery operation. As stereo mode less mic. input

Unbeatable for quality & value



Two decks, and full headphone monitoring. The unit is mains operated and measures 17 1/2" x 3" x 4" deep and is finished with a smart white or black face. The controls are: Left/Right deck fader, volume, bass, treble, Headphone Selector and volume. Microphone volume, bass, treble, mains on/off. **COMPARABLE TO UNITS AT OVER TWICE THE PRICE.**

AKG MICROPHONES


World famous D.190C—the one the professionals use—at special bargain price of

£19.50 + V.A.T.

120 WATT HEAVY DUTY MODULE

Rugged class A driver stage. This module will run from all our mixers, etc., and most other makes. Delivers 120 watts into an eight ohm load and employs 4 TO3 can (115 watt) output transistors.

SPECIFICATION	Module & power supply (Carr. 40p)	£18.95
Power output	120 watts into 8 ohms	
Freq. response	20-20,000 Hz ± 2dB	
Input sensitivity	200 mV into 10K	
Construction	Fibreglass board	
Size	8" x 4" x 4" (5" with supply)	
	Low distortion parallel push-pull output stage.	
	● 160 watt version with power supply (Carr. 50p)	£27.90




3 CHANNEL UNIT
Includes bass, middle and treble as well as master controls. 2 amplifier sockets eliminate need for split leads. Up to 3kW lighting load. Smartly finished steel case. Carr. 30p.

SOUND AND LIGHT UNITS

Our popular 3 channel model handles up to 3kW (3000 watts) of lighting and incorporates versatile sound control arrangement to enable professional standards to be achieved. Both units are excellent examples of Saxon quality and value.

COMPLETE AMPLIFIERS CSE 100

The versatile unit is now available in a black vinyl case and so represents even better value than ever delivering speech and music powers of up to 100 watts RMS and continuous signal outputs of 70 watts. Two individually controlled inputs with wide range bass and treble controls.



£34.90 carr. free



SAXON 100 £48.50 carr. free
With an RMS output of 120 watts speech and music, 100 watts continuous power, four individually controlled FET input stages and wide range bass and treble controls, this amplifier has established itself as a unit offering quality and reliability at low cost.

LOUDSPEAKERS British made bargains!!
12" 25 watt 8/15 ohms £5.95 carr. 30p 15" 50 watt 8/15 ohm £14.50 carr. 50p.
12" 40 watt 16,000 gauss magnet system 8/15 ohm £11.50 carr. 40p.

V.A.T. Please add 10% to total value of order (inc. carr.) for Value Added Tax.

Please include S.A.E. with written enquiries.


TERMS OF BUSINESS

Cash with order (C.W.O.) For C.O.D. please add 35p extra, cash by regd. letter, please

-the lowest prices!

BI-PAK QUALITY COMES TO AUDIO!

AL10/AL20/AL30 AUDIO AMPLIFIER MODULES



The AL10, AL20 and AL30 units are similar in their appearance and in their general specification. However, careful selection of the plastic power devices has resulted in a range of output powers from 3 to 10 watts R.M.S. The versatility of their design makes them ideal for use in record players, tape recorders, stereo amplifiers and cassette and cartridge tape players in the car and at home.

Parameter	Conditions	Performance
HARMONIC DISTORTION	$P_o = 3 \text{ WATTS } f = 1 \text{ KHz}$	0-25%
LOAD IMPEDANCE		8 - 16 Ω
INPUT IMPEDANCE	$f = 1 \text{ KHz}$	100 k Ω
FREQUENCY RESPONSE @ 3dB	$P_o = 2 \text{ WATTS}$	50 Hz - 25KHz
SENSITIVITY for RATED O/P	$V_s = 25V, R_L = 8 \Omega, f = 1 \text{ KHz}$	75mV RMS
DIMENSIONS		3" x 2 1/4" x 1"

The above table relates to the AL10, AL20 and AL30 modules. The following table outlines the differences in their working conditions.

Parameter	AL10	AL20	AL30
Maximum Supply Voltage	25	30	30
Power output for 2%, T.H.D. (R.L. = 8 Ω f = 1 KHz)	3 watts RMS Min.	5 watts RMS Min.	10 watts RMS Min.

AUDIO AMPLIFIER MODULES

AL 10, 3 watts RMS	£2.10
AL 20, 5 watts RMS	£2.50
AL 30, 10 watts RMS	£3.01

POWER SUPPLIES

PS 12. (Use with AL10 & AL20)	85p
SPM 80. (Use with also AL30 & AL50)	£3.25
FRONT PANELS SP 12 with Knobs	£1.10

PRE-AMPLIFIERS

PA 12. (Use with AL10 & AL20)	£4.35
PA 100. (Use with AL30 & AL50)	£13.15

TRANSFORMERS

T461 (Use with AL10)	£1.38 P & P 15p
T538 (Use with AL20)	£1.93 P & P 15p
BMT80 (Use with AL30 & AL50)	£2.15 P & P 25p

PA 12. PRE-AMPLIFIER SPECIFICATION

The PA 12 pre-amplifier has been designed to match into most budget stereo systems. It is compatible with the AL 10, AL 20 and AL 30 audio power amplifiers and it can be supplied from their associated power supplies. There are two stereo inputs, one has been designed for use with ceramic cartridges while the auxiliary input will suit most magnetic cartridges. Full details are given in the specification table. The four controls are, from left to right: Volume and on/off switch, balance, bass and treble. Size 102mm x 84mm x 35mm.


Frequency response	20Hz - 20KHz \pm 3dB
Bass control	\pm 12dB at 60Hz
Treble control	\pm 14dB at 14KHz
*Input 1. Impedance	1 Meg. ohm
Sensitivity	300mV
†Input 2. Impedance	30 K ohms
Sensitivity	4mV

Look for our
SEMICONDUCTOR ADVERTISEMENTS in
Practical Electronics
Wireless World
Radio Constructor
Electronics Today

ALL PRICES INCLUDE V.A.T.

The STEREO 20

The 'Stereo 20' amplifier is mounted, ready wired and tested on a one-piece chassis measuring 20 cm x 14 cm x 5.5 cm. This compact unit comes complete with on/off switch, volume control, balance, bass and treble controls. Transformer, Power supply and Power amps. Attractively printed front panel and matching control knobs. The 'Stereo 20' has been designed to fit into most turntable plinths without interfering with the mechanism or, alternatively, into a separate cabinet. Output power 20w peak. Input 1 (Cer.) 300mV into 1M. Freq. res. 25Hz-25kHz. Input 2 (Aux.) 4mV into 30K. Harmonic distortion: Bass control \pm 12dB at 60Hz typically 0-25% at 1 watt. Treble con. \pm 14dB at 14kHz.



£14.45

50W pk 25w (RMS)

0.1% DISTORTION!
HI-FI AUDIO AMPLIFIER

THE AL50


- ★ Frequency Response 15Hz to 100,000-1dB.
- ★ Load—3, 4, 8 or 16 ohms.
- ★ Distortion—better than 0.1% at 1 KHz.
- ★ Signal to noise ratio 80dB.

ONLY
£3.58 each

★ Supply voltage 10-35 Volts.

★ Overall size 63mm 105mm x 13mm.

Tailor made to the most stringent specifications using top quality components and incorporating the latest solid state circuitry and AL50 was conceived to fill the need for all your A.F. amplification needs.
FULLY BUILT TESTED GUARANTEED.



STABILISED POWER MODULE SPM80

SPM80 is especially designed to power 2 of the AL50 Amplifiers, up to 15 watt (r.m.s.) per channel simultaneously. This module embodies the latest component and circuit techniques incorporating complete short circuit protection. With the addition of the Mains Transformer MT80, the unit will provide outputs of up to 10 amps at 25 volts. Size: 63mm x 105mm x 30mm. These units enable you to build Audio Systems of the highest quality at a hitherto unobtainable price. Also ideal for many other applications including: Disc Systems, Public Address Intercom Units, etc. Handbook available 10p **PRICE £3.25**

TRANSFORMER BMT80 £2.15 p. & p. 28p

STEREO PRE-AMPLIFIER TYPE PA100

Built to a specification and NOT a price, and yet still the greatest value on the market the PA100 stereo pre-amplifier has been conceived from the latest circuit techniques. Designed for use with the AL50 power amplifier system, this quality made unit incorporates no less than eight silicon planar transistors, two of these are specially selected low noise NPN devices for use in the input stages. Three switched stereo inputs, and rumble and scratch filters are features of the PA100 which also has a STEREO/MONO switch, volume, balance and continuously variable bass and treble controls.



SPECIFICATION

Frequency Response	20Hz - 20KHz \pm 1dB
Harmonic Distortion	better than 0.1%
Inputs: 1. Tape Head	1.25 mV into 50K Ω
2. Radio, Tuner	35 mV into 50K Ω
3. Magnetic P.F.	1.5 mV into 50K Ω
All input voltages are for an output of 250mV. Tape and P.U. inputs equalised to RIAA curve within \pm 1dB, from 20Hz to 20KHz.	
Bass Control	\pm 15dB at 20Hz
Treble Control	\pm 15dB at 20 KHz
Filters: Rumble (High Pass)	100Hz
Scratch (Low Pass)	8KHz
Signal/Noise Ratio	better than - 65dB
Input overload	= 26dB
Supply	= 35 volts at 20mA
Dimensions	292mm x 82mm x 35mm

ONLY £13.15
SPECIAL COMPLETE KIT COMPRISING 2 AL50's, 1 SPM80, 1 BMT80 & 1 PA100 ONLY £25.30 FREE p. & p.

Giro No. 388-7006

Please send all orders direct to warehouse and despatch department

BI-PAK

P.O. BOX 6, WARE, HERTS

Postage and packing add 11p. Overseas add extra for airmail.

Minimum order 55p. Cash with order please.

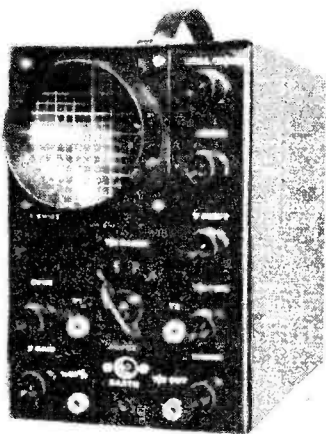
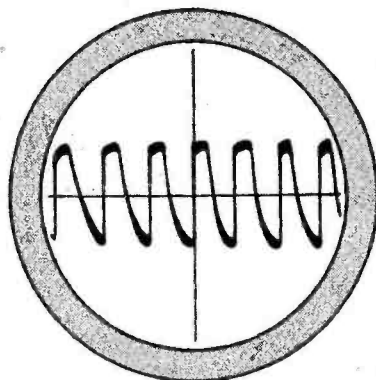
Guaranteed Satisfaction or Money Back

look!

electronics really mastered

... practical
... visual
... exciting!

no previous knowledge
no unnecessary theory
no "maths"



RAPY

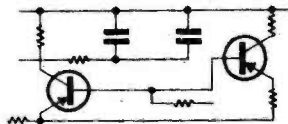
BUILD, SEE AND LEARN

step by step, we take you through all the fundamentals of electronics and show how easily the subject can be mastered. Write for the free brochure now which explains our system.

1/ BUILD AN OSCILLOSCOPE

You learn how to build an oscilloscope which remains your property. With it, you will become familiar with all the components used in electronics.

2/ READ, DRAW AND UNDERSTAND CIRCUIT DIAGRAMS



as used currently in the various fields of electronics.

3/ CARRY OUT OVER 40 EXPERIMENTS ON BASIC ELECTRONIC CIRCUITS & SEE HOW THEY WORK, including:

valve experiments, transistor experiments amplifiers, oscillators, signal tracer, photo electric circuit, computer circuit, basic radio receiver, electronic switch, simple transmitter, a.c. experiments, d.c. experiments, simple counter, time delay circuit, servicing procedures.

This new style course will enable anyone to really understand electronics by a modern, practical and visual method—no maths, and a minimum of theory—no previous knowledge required. It will also enable anyone to understand how to test, service and maintain all types of electronic equipment, radio and TV receivers, etc.

FREE POST NOW
for
BROCHURE

or write if you prefer not to cut page

To: **BRITISH NATIONAL RADIO & ELECTRONICS SCHOOL,**
P.O. Box 156, JERSEY. Please send your free brochure, without obligation, to:

NAME

we do not employ representatives

BLOCK CAPS


ADDRESS

PLEASE WL24

special free gift also to all our students

YOU AIN'T HEARD NOTHIN' YET !!

... until you tune in to stereo
perfection with 'Varicap'



'p.e.' f.m.
varicap stereo tuner

Size approx.
8 1/2" x 2 1/2" x 6 1/2"

This elegant and practical stereo tuner features push button 'spot-on' tuning with up to five simple pre-set stations (no difficult tuning dial and drive cord). It's easy 'no problem' construction requires only a few simple setting adjustments with a D.C. Voltmeter. It incorporates NEW pre-set modules for R.F. and I.F. circuits, this eliminates the need for the usually difficult circuit alignment.

All this, coupled with the latest Motorola high efficiency, Integrated Circuit 'phase lock loop' stereo decoder and automatic stereo lamp indicator, ensures perfect stereo reception.

The 'Varicap' is, in our opinion, THE most easily constructed stereo tuner available which will achieve professional results. The kit comprises Fibre glass P.C. board, elegant slimline teak veneer cabinet, brushed aluminium front panel, push buttons, instructions, in fact everything you need.

We also supply any of these kit components as separate items.

Total kit price ONLY £28.50 (inclusive of VAT and postage).

IDEAL FOR USE WITH THE 'TEXAN', 'GEMINI' OR ANY OTHER GOOD QUALITY STEREO AMPLIFIER.

PARTS FOR PRACTICAL WIRELESS PROJECTS:

After many requests, Electro Spares are supplying lists of components for ALL projects featured in 'Practical Wireless' from July 1973 issue onwards. We regret that we cannot supply lists for projects published before this date.

All you have to do is send us a stamped addressed envelope, not less than 9" x 4", stating which project is of interest to you. We will then forward you an individually priced list of the components required, there is, of course, no necessity to purchase a full kit, you may purchase only the parts you require at any one given time. We believe this method of 'one source' buying can save you time and postage—AND THAT MEANS MONEY !!

ALL COMPONENTS SUPPLIED BY ELECTRO SPARES ARE NEW, BRANDED PRODUCTS OF REPUTABLE MANUFACTURERS AND THEREFORE CARRY THE MAKERS FULL GUARANTEE.

'P.E.' 'GEMINI' STEREO AMPLIFIER

The 'Gemini' is a quality hi-fi stereo amplifier for the home constructor, featuring a genuine 30 watt R.M.S. per channel output into 8 ohms. Total harmonic distortion of 0.02% and a frequency response (-3dB) 20Hz - 100kHz, at all power levels. We are continuing to supply components for this fabulous amplifier, which is now recognised as practically THE ultimate in High-Fidelity.

We know no better unit for the home constructor—hundreds have been supplied throughout the world. Electro Spares have available a booklet containing full specification, complete constructional information, wiring diagrams and fault finding guide etc.

The price is 55p + 4p postage, along with which we will send you our new LOW PRICE LIST. Price list available separately on receipt of a large S.A.E.

Our new Mail Order department address is set below. We aim for quick, efficient service—or why not pay us a call, we make all enthusiasts welcome and there are no parking problems.

ELECTRO SPARES

288 ECCLESALL ROAD
SHEFFIELD S11 8PE
Tel. (0742) 668888

'The Component Centre of the North'

es

NEW PRACTICAL PAPERBACKS FROM FOULSHAM-TAB

Handbook of Semiconductor
Circuits £1.95

All-in-One T.V. Alignment
By J. Shane £1.75

Basic Electronic Circuits
Simplified £1.85
By N. Hibbs

Basic Electronic Course
By N. Crowhurst £1.85

FET Applications Handbook
By J. Eimbinder £1.85

Basic Electronic Test
Procedures £1.95
By I. M. Gottlieb

Basic Electricity and
Beginning Electronics
By M. Clifford £1.40

Handbook of IC Circuit
Projects £1.40
By J. Ashe

Pictorial Guide to Tape
Recorder Repairs £1.40
By F. H. Belt

Simplified T.V. Trouble
Diagnosis £1.85
By Robert L. Goodman

Marine Electronics Handbook
By L. G. Sands £1.35

Selecting and Improving
your Hi-Fi System £1.40
By H. Swearer

4-Channel Stereo From
Source to Sound £1.35
By K. Sessions

Japanese Radio, Record and
Tape Player Schematic/
Servicing Manual £1.90
By Homer L. Davidson

101 T.V. Troubles From
Symptom To Repair £1.40
By A. Margolis

Stereo/Quad Hi-Fi Principles
and Projects £1.35
By K. Sessions

How to Repair Musical
Instrument Amplifiers
By B. Wells £1.50

Installing Hi-Fi Systems £1.40
By J. Markell and J. Stanton

New Ways to Diagnose
Electronic Troubles £1.50
By Jack Darr

Servicing The Solid-State
Chassis £1.40
By H. Davidson

Model Car Racing By Radio
Control £1.40
By G. Siposs



FOULSHAM-TAB LTD.
YEOVIL ROAD, SLOUGH, BUCKS.

TRANSISTORISED F.M. tuner head with A.M. gang, slow motion drive. 89-108Mcs, with circuit diagram. £2.30p.

P.C. BOARDS (not computer panels)

- 1 off 6 transistors single wave band
- 1 off 4 transistor audio
- 1 off 3 transistor £1.60 the three.

LIGHT DEPENDENT RESISTORS (RCA sq3536) 30p each, 4 for £1.00.

All Transistor STEREOGRAM CHASSIS. Medium, Long and VHF/FM. 3 Watts per channel S/M rating. With circuit service manual. Less tuning scale which can be obtained from well known British manufacturer . . . £20.

Colour Translator panels, as used on well known British E.V.R. Teleplayer. All new panels and components. Type and contents of transistors listed below. Each panel £3.50 each.

X605. .14 off BC148. 2 RCA ca3054(ic). 1 crystal 4-433618MHz. Z607. .12 off BC148. 1 BC158. 1 BC108. 1 RCA ca3046. 1 RCA ca3045(ic).

Z608. .23 off BC148. 2 BC158.

Z612. .12 off ME4102. 2 BC251B. 1 BFY50.

CRYSTAL CALIBRATOR (Second Hand) No. 10 crystal controlled heterodyne wave-meter covering 500KHz-10MHz (harmonics up to 30MHz) power required 300V DC 15mA. 12V 0.3A DC. Test equipment for 62T M/RC. £2.50 each.

WIRE-WOUND RESISTORS. Our selection of mixed Ohms and Watts. 25 for £1.50, 50 for £2.50, parcel of 1,000 £30.00.

CONDENSER-ELECTRET MIC. INSERT incorporating FET Preamp 1 1/2 volt Supply. Details of connections included £1.75.

AUDIO AMPLIFIER MODULE (Mullard LP1173). Output power, nominal 10 watt. Supply voltage + 24 volt. With reference data £3.25.

ALL ITEMS INCLUDE VAT

All items post paid in GREAT BRITAIN

SURPLECTRONICS

216 LEAGRAVE ROAD, LUTON, LU3 1JD, BEDS.

ALL OUR PRICES INCLUDE V.A.T.

E.M.I. WOOFER AND TWEETER KIT

THE PAIR. Post 25p.
(Available separately. Woofer £4.25; Tweeter £1.90.)
£5-75

Comprising a fine example of a Woofer 10 1/2 x 6 1/2 in. with a massive Ceramic Magnet, 44oz. Gauss, 13,000 lines. Aluminium Cone centre to improve middle and top response. Also the E.M.I. Tweeter, 3 1/2 in. square has a special lightweight paper cone and magnet flux 10,000 lines. Crossover condenser and full instructions supplied.

Impedance Standard 8 ohms
Maximum power 18 watts
Useful Response 25 to 18,000 cps
Bass Resonance 45 cps

£9-90
SUITABLE ENCLOSURE 20 x 13 x 8 in.
MODERN DESIGN, TEAK WOOD FINISH. Post 25p



8in. or 10in. ELAC HI-FI SPEAKER

Dual cone plasticised roll surround. Large ceramic magnet, 50-16,000 cps. Bass resonance 55 cps. 8 ohm impedance.
8in. 10 watts, **£3-75**
10in. 12 watts

TEAK VENEER HI-FI SPEAKER CABINETS

Fluted Wood Fronts

MODEL "A". 20 x 13 x 9 in. For 12in. dia. or **£9-90** Post 25p
10in. speaker.

MODEL "B". 16 x 10 x 9 in. For 8 x 8 in. or **£5-50** Post 8in. speaker.

MODEL "B2" ditto. Triangular corner version.

MODEL "C". 16 x 8 x 6 in. For 8 x 5 in. **£4-40** Post speaker.

LOUDSPEAKER CABINET WADDING 18in. wide, 15ft. ft.




BARGAIN AM TUNER.

Medium Wave. Transistor Superbet Ferrite aerial, 9 volt. **£4-95**

BARGAIN 4 CHANNEL TRANSISTOR MONO MIXER. Add musical highlights and sound effects to recordings. Will mix Microphone, records, tape and tuner with separate controls into single output. 9 volt battery operated. **£3-95**

STEREO VERSION OF ABOVE 25-95.



BARGAIN FM TUNER.

88-108 Mc/s Six Transistor. 9 volt. Printed circuit. Calibrated slide dial tuning. Walnut Cabinet. Size 7 x 5 x 4 in. **£12-85**



BARGAIN FM TUNER. £8-85

As above less cabinet. **BARGAIN 3 WATT AMPLIFIER.** 4 Transistor Push-Pull Ready built with volume, treble and bass controls. 18 volt battery operated. **£4-50**



THE "INSTANT" BULK TAPE ERASER & HEAD DEMAGNETISER.

Suitable for cassettes, and all sizes of tape reels. A.C. mains 200/250V. Leadset S.A.E. **£3-50** Post 20p



WATER HEATING ELEMENTS THIN

OFFERING 1001 USES for every type of heating and drying applications in the home, garage, greenhouse, factory (available in manufacturing quantities). Approx. size 10 1/2 x 8 1/2 x 1/2 in. Operating voltage 200/250V. a.c. 250 watts approx. Printed circuit element enclosed in asbestos fitted with connecting wires. Completely flexible providing safe Black heat. British-made for use in photocopyers and print drying equipment.

Ideal for home handymen and electricians. Suitable for Heating Pads, Food Warmers, Convector Heaters, etc. Must be clamped between two sheets of metal or asbestos, etc., to make efficient clothes dryers, towel rails—ideal for airing cupboards. Ideal for anti-frost device for the garage—preventing frozen radiators or acting as oil sump heater. Use in the greenhouse for seed raising and plant protection. Invaluable aid for bird houses, incubators, etc., etc. Can be used in series for lower heat. Or in parallel for higher heat applications.

ONLY 40p EACH (FOUR FOR £1-50)
ALL POST PAID—Discounts for quantity.

BAKER MAJOR 12" £9-90

Post Free
30-14,500 c/s. 12in. double cone, woofer and tweeter cone together with a BAKER ceramic magnet assembly having a flux density of 14,000 gauss and a total flux of 145,000 Maxwell. Bass resonance 40 c/s Rated 20 watts. NOTE: 3 or 8 or 15 ohms must be stated.

Module kit. 30-17,000 c/s with tweeter, crossover, baffle and instructions. **£12-50**

Please state 3 or 8 or 15 ohms. Post Free

BAKER "BIG SOUND" SPEAKERS

Robustly constructed to stand up to long periods of electronic power. As used by leading groups. Useful response 30-13,000 cps. Bass Resonance 55 cps.

GROUP "25" **£8-80**
12in. 25 watt
3, 8 or 15 ohms. Post Free

GROUP "35" **£9-90**
12in. 35 watt
3, 8 or 15 ohms. Post Free

GROUP "50" **£22-00**
15in. 50 watt
8 or 15 ohms.

NEW 12" VERSION **£17-60**
50 watt 8 or 15 ohms



MAJOR 100 WATT ALL PURPOSE TRANSISTOR AMPLIFIER

All purpose transistorised. Ideal for Groups, Disco and P.A. 4 inputs speech and music. 4 way mixing. Output 8/15 ohm. a.c. Mains. Separate treble and bass controls. Guaranteed. Details SAE. **£49** Carr. £1-00



CALLERS ONLY! DE LUXE 100 WATT AMPLIFIER CHASSIS

7 valve version, 4 input 10 wide range controls. For mikes, Discos, Organs, Guitars, etc. 4, 8 & 15 ohm loudspeakers matching £69-00.

Q MAX CHASSIS CUTTERS

A die, punch and Allen Screw

Sizes		
3/8"	74p	1 1/2" £1-70
7/8"	83p	Key 'B' for above 10p
Key 'T' for above 6p		2 1/2" £2-25
1 1/8"	90p	2 3/4" £2-50
1 1/4"	92p	3" £3-30
1 3/8"	99p	Key 'C' for above
Key 'A' for above 6p		1 3/8" 13p
1 1/2"	£1-00	2 1/8" £4-50
1 3/4"	£1-15	2 3/8" £5-75
1 7/8"	£1-20	3" £9-00
2"	£1-35	Key 'E' for above 20p
2 1/8"	£1-70	1" Square, with key
		1" £2-10

SPECIAL OFFER

100 Ohm 20 watt Rheostat 2 1/2 in diam. Ceramic Former. Screw Terminals 1 in. diam. Special. 95p. Post 25p.

SPECIAL OFFER

3 inch Panel Meter 50 Microamp, unusual scale require recalibrating. £1-75 post 25p.

REVERSIBLE 4 POLE MOTOR

1,400 r.p.m. Reversible 42 Watt, £1-95 spindle 1 1/2" x 7/32", size 3 1/2" x 3". As Illustrated, 240v. AC mains. Post 25p

E.M.I. GRAM MOTOR

120v. or 240v. A.C. 2,400 rpm. 2-pole 70m.A. Size 2 1/2 x 2 1/2 x 2 1/2 in. **£1-00** Post 25p.


BAKER HI-FI SPEAKERS HIGH QUALITY — BRITISH MADE

REGENT 12in. 15 watts

An inexpensive unit for the beginner in high fidelity and for general purposes. May be used to improve any Radio, Amplifier, Hi-Fi or Television receiver.

Bass Resonance 45cps
Flux Density 12,000gauss
Useful response 45-13,000cps
3 or 8 or 15 ohm models.

£8-80 Post Free



DE-LUXE Mk II 12in 15 watts

Especially designed to provide full range reproduction at an economical cost. Suitable for use with any high fidelity system. Built-in concentric tweeter cone.

Bass Resonance 30cps
Flux Density 14,000gauss
Useful response 25-16,000cps
8 or 15 ohms models.

£11 Post Free



SUPERB 12in. 20 watts

A high quality loudspeaker, its remarkable low cone resonance ensures clear reproduction of the deepest bass. Fitted with a special copper drive and concentric tweeter cone resulting in full range reproduction with remarkable efficiency in the upper register.

Bass Resonance 25cps
Flux Density 16,500gauss
Useful response 20-17,000cps
8 or 15 ohms models.

£16-50 Post Free



AUDITORIUM 12in. 25 watts

A full range reproducer for high power, Electric Guitars, public address, multi-speaker systems, electric organs. Ideal for Hi-Fi and Discotheques.

Bass Resonance 35cps
Flux Density 15,000gauss
Useful response 25-16,000cps
8 or 15 ohms models.

£15-40 Post Free



AUDITORIUM 15in. 35 watts

A high wattage loudspeaker of exceptional quality with a level response to above 8,000 cps. Ideal for Public Address, Discotheques, Electronic instruments and the home.

Bass Resonance 35cps
Flux Density 15,000gauss
Useful response 20-14,000cps
8 or 15 ohms models.

£22 Post Free



Hi-Fi Enclosure Manual containing 20 plans, designs, crossover data and cubic tables. 42p. Post Free.

CUSTOMERS FREE CAR PARK OPEN 9-6. WEDNESDAY 9-1. SATURDAY 9-5. Closed for lunch 1-15—2-30

SPECIALISTS 337 WHITEHORSE ROAD CROYDON

(Exports Remit cash and extra postage.) Buses 50, 68, 159. Rail Selhurst Telephone 01-684-1665

QUALIFY TO EARN MORE MONEY In a better job

Exciting new career opportunities! They're just waiting to be grasped — In the ever-growing industries of electronics, radio and television. And with ICS behind you, you can soon win the qualifications you need to assure your career success. Win them in your own time, in your own home, by starting an ICS learn-as-you-earn correspondence course now. You get personal, individual attention from really expert and experienced tutors. We teach you the theory, we teach you the practice. Books and components are provided. So is all the assistance, all the backing you need.

We also have a complete range of courses at the ready for people keen to score success in other fields. Whatever qualification you're after, we can help you get it, whether you're pushing ahead where you are or switching to something completely new.

Take your first step *now* towards a better paid, more assured future. Send for your FREE Careers Guide today

Take one of these courses

Society of Engineers Graduateship (Electrical Engineering)
G & G Telecommunications Technicians Certificates
C & G Electrical Installation Work
C & G Certificates in Technical Communication Techniques
C & G Radio Amateurs
MPT General Certificate in Radio Telegraphy
Audio, Radio and TV Engineering & Servicing
Electronic Engineering Maintenance, Engineering systems
Instrumentation & Control systems
Computer Engineering & Technology
Electrical Engineering, Installations, Contracting, Appliances
Self-build radio courses

... or take one of these if your future lies in other fields

GCE O and A Level

Basic foundation for success in a thousand and one careers—recognised by everybody. All Boards—64 subjects

Building

Tuition for recognised technical qualifications in all fields
Architecture
Builders Quantities
Carpentry, Joinery
Draughtsmanship
*Quantity Surveyors
Clerk of Works
Heating, Ventilating

Engineering

Theoretical and practical tuition geared either to professional and technical examinations or to vocational (non-exam) courses
Mechanical, Motor, Diesel
Chemical
Welding
Refrigeration
Draughtsmanship
Garage Management

* Courses for appropriate professional exams available in addition to ICS Diploma courses.

Management, Marketing and Business

Instruction in the latest proved principles and techniques used in each highly specialised area.

- *Personnel
- *Administrative
- *Works
- *Transport Business
- Industrial Sales
- Marketing
- *Advertising
- *Marketing
- *Public Relations
- Sales
- Business Computers
- *Purchasing
- *Book-keeping
- *Work Study
- Storekeeping
- Small Business Owners
- Fire Service
- *Promotion and Institute of Fire Engineers
- Police
- *Entrance and Promotion

POST TODAY FOR FREE DETAILS

ICS your key to a brighter better future

To: International Correspondence Schools, Dept. 232C
Intertext House, Stewarts Road, London, SW8 4UJ.

Name

Address

Age Occupation

Accredited by the C.A.C.C.

BI-PRE-PAK AUDIO BARGAINS

STEREO



DECODER

£4.95

incl. P. & P. and V.A.T.

Ready built unit, ready for connection to the I.F. stages of existing FM Radio or Tuner. A tell take light can be connected. The Unit is a small printed circuit, no further alignment necessary.

L.E.D. is recommended as the indicating light. Suitable device available from us at 36p. Instructions included.


3 W.R.M.S. I.C. AMP

only £1.65

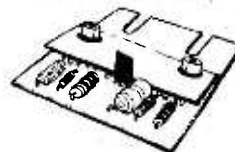
incl. P. & P. and VAT
Order Code I.C.A. 1

on P.C. Board with all components
or 2 on one board for £2.86
Order Code I.C.A.1/S

These amps. are supplied with a free booklet on connecting up, specifications and easy to build projects using the I.C.A.1



5W & 10W AMPS



5W ONLY £1.98 10W ONLY £2.49

incl. P. & P. and VAT

These matchbox size amplifiers have an exceptionally good tone and quality for the price. They are only 2 1/4" x 1 1/2". The 5W amp will run from a 12V car battery making it very suitable for portable voice reinforcement such as public functions. Two amplifiers are ideal for stereo. Complete connection details and treble, bass, volume and balance control circuit diagrams are supplied with each unit. Discounts are available for quantity orders. More details on request. **Cheapest in the UK. Built and tested.**

Now available for 5 & 10W AMPS

Pre-assembled printed circuit boards 2" x 3" available in stereo only, will fit 15 edge connector.

Stereo Pre-Amp 1 (Pre 1). This unit is for use with low gain crystal or ceramic pick-up cartridges. **£1.21**

Stereo Pre-Amp 2 (Pre 2). This unit is for use with magnetic pick-up cartridges. **£1.69**

Stereo Tone Control (STC). This unit is an active tone control board and when used with the right potentiometers will give bass and treble boost and cut. **£1.21**

Instruction leaflet supplied with all units. Post and packing and VAT included in prices.

I enclose £..... for..... Decoders/.....

3W Amps/..... 5W Amps/..... 10W Amps/.....

Stereo Pre-Amps 1 Stereo Pre-Amps 2

Stereo Tone Controls

(Please insert quantities and delete those not applicable)

Name

Address

BI-PRE-PAK


Dept. D, 222/224 West Road,
Westcliffe-on-Sea, Essex SS0 9DF

Co. Regn. No. 820919

Telephone: Southend (0702) 46344

Sinclair Project 80

exciting



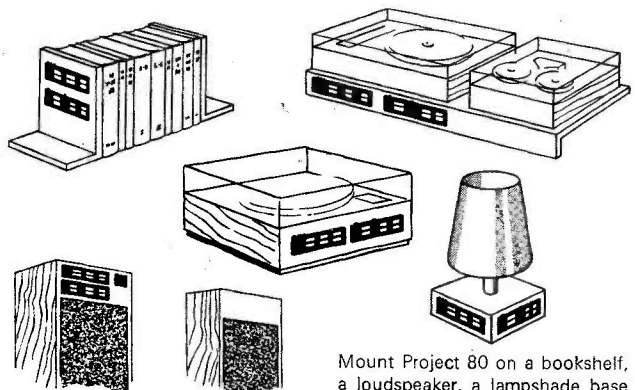
only $\frac{3}{4}$ " deep x 2" high

Living with hi-fi takes on new meaning with Sinclair Project 80. The electronics of these revolutionary new modules are all contained within elegantly designed matching cases no more than three-quarters of an inch deep. They are designed for mounting on any appropriate flat surface by means of 6BA bolts extending from the rear of each module and which pass through suitably drilled holes. Connections are taken away out of sight in a similar manner. The possibilities opened up by Project 80 are endless – superb hi-fi systems can be installed in ways hitherto only dreamed about and never before made practical. No more cutting out and shaping to put modules in position. A few holes drilled with the aid of templates supplied and the job is done. Now you need never again be faced with problems of keeping the hi-fi from clashing with carefully thought-out furnishing schemes. (That will surely please wives!) Slider controls have been introduced in place of knobs and all modules in the range incorporate new up-dated circuitry with emphasis on performance standards and built-in protection against overload and shorting. The aim was to re-think modular construction completely – to make it infinitely more versatile, even simpler and more reliable – the result – Project 80 – another triumph for Sinclair, and the most exciting construction modules ever.

the slimmest, most elegant hi-fi modules ever made

Typical Project 80 applications

System	The Units to use	Units cost
Simple battery record player	Z.40	£5.45 + 54p V.A.T.
Mains powered record player	Z.40, PZ.5	£10.43 + £1.04 V.A.T.
30W. RMS continuous sine wave stereo amp.	2 x Z.40s, Stereo 80; PZ.6	£30.83 + £3.08 V.A.T.
50W (8 Ω) RMS continuous siné wave de luxe stereo amp.	2 x Z.60s, Stereo 80; PZ.8	£33.83 + £3.38 V.A.T.
Indoor P.A.	Z.60, PZ.8	£14.93 + £1.49 V.A.T.



Mount Project 80 on a bookshelf, a loudspeaker, a lampshade base a false wall with two Q.16 loudspeakers ... almost anywhere.

Project 80 FM tuner, decoder, and A.F.U. may be added as required

new thinking in modular hi-fi

Stereo 80 pre-amplifier and control unit



- For P.U., radio and tape
- Tape monitoring switch
- Simplest ever fixing


Each channel has its own separate tone and volume controls operated by sliders, enabling ideal environmental matching to be obtained. A virtual earth input stage forms part of the up-dated circuitry that ensures the finest possible quality from all signal sources. Generous overload margins are allowed on all inputs. Clear instructions with template are supplied.

TECHNICAL SPECIFICATIONS

Size - 260 x 50 x 20mm (10 1/4 x 2 x 3/8 ins)
 Finish - Black with white indicators and transparent sliders
 Inputs - Magnetic pick-up 3mV RIAA corrected; Ceramic pick-up 300mV
 Radio 300mV; Tape 30mV
 Signal/noise ratio - 60dB
 Frequency range - 20Hz to 15KHz ± 1dB; 10Hz to 25KHz ± 3dB
 Power requirements - 20 to 35 volts
 Outputs - 100mV ± AB monitoring for tape
 Controls - Press button for tape radio and P.U. Sliders for volume, bass (+ 12dB to - 14dB at 100Hz) treble (+ 11dB to - 12dB at 10KHz)

R.R.P. **£11.95** +£1.19 V.A.T.

Project 80 FM tuner and stereo decoder



- Twin dual varicap tuning: 4 pole ceramic filter; switchable A.F.C.
- On the decoder, solid state stereo indicating beacon.

Making the Project 80 F.M. tuner and decoder available separately gives a wider choice of systems and saves money where stereo reception may not be required. The tuner is a triumph of electronic design and assures excellent performance. The decoder gives a 40dB channel separation with 150mV output per channel. Both units may be used with other than Project 80 systems.

TECHNICAL SPECIFICATIONS OF TUNER

Size - 85 x 50 x 20mm (3 1/4 x 2 x 3/8 ins)
 Tuning range - 87.5 to 108 MHz
 Detector - I.C. balanced coincidence for good A.M. rejection
 One I.C. equal to 26 transistors
 Distortion - 0.2% at 1 KHz for 30% modulation
 4 pole ceramic filter in I.F. section
 Aerial impedance - 75 Ω or 240-300 Ω
 Sensitivity - 4 microvolts for 30dB quieting
 Output - 300 mV for 30% modulation
 Power requirements - 23 to 33 volts

DECODER

Size - 47 x 50 x 20mm (1 7/8 x 2 x 3/8 ins)
 One 19 transistor I.C.

R.R.P. **£11.95** +£1.19 V.A.T.

R.R.P. **£7.45** +0.74 V.A.T.

Guarantee

If, within 3 months of purchasing any product direct from us, you are dissatisfied with it, your money will be refunded on production of receipt of payment. Many Sinclair appointed stockists also offer this guarantee. Should any defect arise in normal use, we will service it without charge. For damage arising from mis-use a charge (typically £1.00) will be made.

sinclair

Sinclair Radionics Ltd. London Road, St. Ives, Huntingdon PE17 4HJ

Z.40 & Z.60 power amplifiers totally short-circuit proof



Z.40



Z.60

Intended for use in Project 80 installations, these modules readily adapt to an even wider range of applications. Both incorporate built-in protection against short circuiting and risk of damage from mis-use is greatly reduced.

Z.40 TECHNICAL SPECIFICATIONS

Size - 55 x 80 x 20mm (2 1/4 x 3 1/4 x 3/8 ins) 9 transistors
 Input sensitivity - 100mV
 Output - 15 watts RMS continuous into 8 Ω (35v)
 Frequency response - 10Hz - 100KHz ± 1dB
 Signal/noise ratio - 64dB
 Distortion - at 10 watts into 8 Ω less than 0.1%
 Power requirements - 12 to 35 volts


Z.60 TECHNICAL SPECIFICATIONS

Size - 55 x 98 x 15mm (2 1/4 x 3 7/8 x 3/8 ins) 12 transistors
 Input sensitivity - 100-250mV
 Output - 25 watts RMS continuous into 8 Ω (45V).
 Distortion - typically 0.03%
 Frequency response - 10Hz to more than 200KHz ± 1dB
 Signal/noise ratio - better than 70dB
 Built-in protection against transient overload and short circuiting
 Load impedance - 4 Ω min; max. safe on open circuit

Z.40 R.R.P. **£5.45** + 0.54 V.A.T.; Z.60 R.R.P. **£6.95** + 0.69 V.A.T.

Project 80 active filter unit

Makes a highly desirable part of any worthwhile system where inputs may be from record, radio or tape. As with Stereo 80, separate controls applied to each channel make it easier to obtain ideal stereo balance.



TECHNICAL SPECIFICATIONS

Size - 108 x 50 x 20mm (4 1/4 x 2 x 3/8 ins)
 Voltage gain - minus 0.2dB
 Frequency response - 36Hz to 22KHz controls minimum
 Distortion - at 1 KHz - 0.03% using 30V supply
 HF cut off (scratch) - 22KHz to 5.5KHz, 12dB/oct. slope
 L.F. cut off (rumble) - 28dB at 20Hz, 9dB/oct. slope

- For scratch and rumble control
- Transistorised active circuitry

R.R.P. **£6.95** +0.69 V.A.T.

Power supply units

PZ.8

Stabilised. Re-entrant current limiting makes damage from overload or even direct shorting impossible. Normal working voltage (adjustable) 45V.



R.R.P. **£7.98** + 0.79p V.A.T.
 Without mains transformer

PZ.5 30V unstabilised
 R.R.P. **£4.98** + 0.49p V.A.T.

PZ.6 35V, stabilised
 R.R.P. **£7.98** + 0.79p V.A.T.

To SINCLAIR RADIONICS LTD. ST. IVES, HUNTINGDON PE17 4HJ

Please send post paid _____

for which I enclose Cash/Cheque for £ _____ including V.A.T.

Name _____

Address _____

Practical Wireless Classified Advertisements

The pre-paid rate for classified advertisements is 10p per word (minimum 12 words), box number 20p extra. Semi-displayed setting £8.00 per single column inch. All cheques, postal orders, etc., to be made payable to PRACTICAL WIRELESS and crossed "Lloyds Bank Ltd." Treasury notes should always be sent *registered post*. Advertisements, together with remittance, should be sent to the Classified Advertisement Manager, PRACTICAL WIRELESS, IPC Magazines Ltd. Fleetway House, Farringdon Street, London, EC4A 4AD for insertion in the next available issue.

Situations Vacant

COMPUTER ENGINEERING

We require additional Electronic and Electro-Mechanical Engineers, to be involved in the maintenance of medium to large scale digital computing systems.

Training programmes will be arranged for successful applicants, 21 years of age and over, who have a good technical background to ONC/HNC level, City and Guilds or Radio/Radar experience in the Forces.

After training, and in appropriate circumstances, shift allowances will enhance the competitive basic salary, as will our twice yearly bonus.

A contributory pension plan includes generous life insurance.

Opportunities also exist for more junior trainees aged 18 and over who should have a good standard of education, an aptitude for, and an interest in, mechanics, electronics and computers.

Please write quoting ref. P.W. for an application form to:—

E. J. Young, NCR, 1000 North Circular Road, London NW2 7TL

PLAN YOUR FUTURE WITH **NCR**

WORK IN CENTRAL AMERICA

Radio Technician needed for Guatemala.
Radio Engineer needed for Honduras.
Work with the British Volunteer Programme.

Information: Fran Chadwick, CIIR Overseas Volunteers, 41 Holland Park, London, W.11.

Aerials

GENUINE FULL SIZE
18 element TV aerial
as used by leading TV companies

FOR ONLY
£2.20



Some TVs. We supply this genuine U.H.F. aerial for only £2.20, can be fitted outside or inside.
Quality made technically advanced design. Precision grid reflector eliminates ghosting.
Complete with clamp, instructions advice. Money Back Refund.
Wall/Caravan Bracket 25p. Low Loss Cable 10p per yard. Plug 8p & FREE with order maps & channel reference of all Radio & TV Transmitters.
SEND DIRECT TO DEPT. PW10
219 Mansfield Rd, Nottingham.

IMPERIAL TRADING CO. LTD.
The Quality Aerial Specialists

F.M./VHF. Stereo Radio Aerials.
Belling-Lee. 10ft type £1. Roof type £2. Post 25p. 90 Ewhurst Road, Crawley, 23885. Sussex.

BAINES High Frequency Aerials

Postage paid on aerials inland.

Parabeam UHF Aerials: PBM6 £2.40, PBM12 £3.35, PBM18 £4.30.

Multibeam UHF Aerials: MBM18 £3.24, MBM30 £4.40, MBM46 £5.90, MBM70 £12.10.

Stereobeam VHF/FM Aerials: SBM2 £2.95, SBM3 £4.40, SBM4 £4.80, SBM6 £7.25, 300/75 Balun £1.60, RZ100 Alignment Bearing £7.60, Rotators £25.52

Amplifiers: Masthead with Power supply £8.25, Setback battery £4.00.

Accessories: Large SAE. Co-ax 4p and 8p/m.

11 Dale Cres., Tupton, Chesterfield S42 6DR
Telephone 863755

Ladders

LADDERS 'Special Offer', Unvarnished triples, 9ft 7in closed—24ft 7in extended. £18.70 delivered. Home Sales Ladder Centre (WLS2) Haldane (North) Halesfield (1) Telford, Shropshire. Tel: 0952-586644.

Service Sheets

SERVICE SHEETS, Radio, TV etc., 8,000 models. Catalogue 15p. S.A.E. enquiries. Telray, 11 Maudland Bank, Preston.

SERVICE SHEETS for Televisions, Radios, Transistors, Tape Recorders, Record Players, etc., from 5p with free Fault-Finding Guide. S.A.E. orders/enquiries. Catalogue 15p. Hamilton Radio, 47 Bohemia Road, St. Leonards, Sussex. Telephone Hastings 29066.

Service Sheets

LARGE SUPPLIER OF SERVICE SHEETS

(T.V., RADIO, TAPE RECORDERS, RECORD PLAYERS, TRANSISTORS, STEREOGRAMS, RADIOGRAMS, CAR RADIOS)
ALL AT 40p EACH

"PLEASE ENCLOSE LARGE S.A.E WITH ALL ENQUIRIES & ORDERS"

Otherwise cannot be attended to

(Uncrossed P.O.'s please, original returned if service sheets not available.)

PLEASE NOTE

We operate a "by return of post" service. Any claims for non-delivery should be made within 7-days of posting your order.

C. CARANNA
71 BEAUFORT PARK
LONDON, N.W.11

We have the largest supplies of Service Sheets (strictly by return of post). Please state make and model number alternative. Free TV fault tracing chart or TV list on request with order.

Mail order or phone 01-458 4882

Educational

GO TO SEA as a Radio Officer. Write: Principal, Nautical College, Broadwater, Fleetwood FY7 8JZ.

TELEVISION TRAINING

16 MONTHS' full-time practical and theoretical training course in Radio and TV Servicing (Mono and Colour) for beginners.

13 WEEKS' full-time Colour TV Servicing course (including Mono revision) for men with a good electronics background.

Next session commences on April 16th.

Prospectus from: London Electronics College, Department A2, 20 Penywern Road, London SW5 9SU. Tel. 01-373 8721.

CITY & GUILDS EXAMINATIONS

Make sure you succeed with an ICS home study course for C & G Electrical Installations, Telecommunications Technicians and Radio Amateurs. Free details from: International Correspondence Schools, Dept. 732C, Intertext House, London, SW8 4UJ.

COLOUR TV SERVICING

Make the most of the current boom. Learn the techniques of servicing Colour & Mono TV sets through new home study courses, approved by leading manufacturers. Also radio and audio courses. Free details from: International Correspondence Schools, Dept. 732C2, Intertext House, London, SW8 4UJ.

TECHNICAL TRAINING

Get the qualifications you need to succeed. Home study courses in Electronics and Electrical Engineering, Maintenance, Radio, TV, Audio, Computer Engineering & Programming. Also self build radio kits. Free details from: International Correspondence Schools, Dept. 732C3, Intertext House, London, SW8 4UJ.

Books and Publications

DIRECT FROM MANUFACTURER—a comprehensive catalogue of UHF & VHF/FM aerials, fixing brackets, chimney lashings, clamps, masts, amplifiers, cable, etc., for the D.I.Y. enthusiast. Complete with useful installation hints. Send 3p stamp to **CLAYDEW ENTERPRISES (PW)**, 261 Hardess Street, London S.E.24.

"SHORTWAVE VOICES OF THE WORLD", £1.70, postage and VAT 11p. **"SWL Address Book"**, £1.55+11p. **"Confidential Frequency List"**, £1.70+11p. **"Guide to International Medium Wave Broadcasts"**, 20p+4p. Books and full details from any bookshop, or in difficulty write to: David McGarva, PO Box 114, Edinburgh EH1 1HP.

WORLD RADIO TV HANDBOOK 1974, £3.15! How to Listen to the World, £2.00! Postage and VAT included! David McGarva, PO Box 114, Edinburgh EH1 1HP.

Technical Books - Radio & Electronics

Handbook of Tested Transistor Circuits.....	£0-40
Radio Servicing for Amateurs.....	£0-20
Practical Radio Inside Out.....	£0-40
Coil Design and Construction Manual.....	£0-30
Boys Bk of Crystal Sets and Simple Circuits.....	£0-18
Transistor Circuits Manual No. 1.....	£0-15
Transistor Circuits Manual No. 2.....	£0-15
Transistor Circuits Manual No. 4.....	£0-15
Transis Circuits for Radio Controlled Models.....	£0-40
Rad & Electr Colour Codes and Data Chart.....	£0-15
Handbk of Transistor Equiv. and Substitutes.....	£0-40
Hi Fi, PA & Disco Amplifier Design Hndbk.....	£0-75
High Fidelity Loudspeaker Enclosures.....	£0-40
Transistor Test Equip. and Servicing Manual.....	£0-25
Handbook of Simple Transistor Circuits.....	£0-35
Modern Transistor Circuits for Beginners.....	£0-40
Sound and Loudspeaker Manual.....	£0-50
Practical Car Radio Handbook.....	£0-30
Radio TV and Industrial Tube & Valve Equiv.....	£0-40
Television Servicing Vol. No. 1.....	£0-85
Television Servicing Vol. No. 2.....	£0-85
Television Servicing Vol. No. 3.....	£0-80
Television Servicing Vol. No. 4.....	£0-85
Using an Oscilloscope.....	£0-70
Servicing Transistor Radio Receivers.....	£0-75
Television Timebase Circuits.....	£1-00
Getting Started with Transistors.....	£1-20

NEW TITLES NOW AVAILABLE

Manual of Electronic Circuits for the Home.....	£0-50
Modern Crystal Set Circuits for Beginners.....	£0-35
Electronic Novelties for the Motorist.....	£0-50
2nd Book of Transistor Equiv. & Substitutes.....	£0-95
Handbook of Electronic Musical Novelties.....	£0-50
Transistorised Novelties for Hi Fi Enthusiast.....	£0-35
Fault Location Exercises in Rad. & TV Vol. 1.....	£0-80
Fault Location Exercises in Rad. & TV Vol. 2.....	£1-35
Colour TV Picture Faults.....	£2-50
99 Ways to Improve your Sh. Wave Listening.....	£1-90
Semi-conductors from A—Z.....	£1-50
Modern Electronic Troubleshooting.....	£1-30
104 Ham Rad. Proj. for Novice & Technician.....	£1-25
How to Solve Solid State Circuit Troubles.....	£1-75
Integrated Circuits Equiv. & Substitutes Hbk.....	£0-60

PLEASE ADD 10% FOR POSTAGE & PACKING
FREE lists of other titles avail on request. Send to:

RADIO BOOK SERVICE
40 Elwill Way, Beckenham BR3 2RZ

Wanted

TOP PRICES PAID for NEW VALVES and TRANSISTORS
popular T.V. and Radio types.
KENSINGTON SUPPLIES (C),
367 Kensington Street, Bradford 8,
Yorkshire.

WE BUY New Valves, Transistors and clean new components, large or small quantities, all details, quotation by return. **WALTON'S**, 55 Worcester Street, Wolverhampton.

EARLY WIRELESS LITERATURE before 1934. Johnson Raffles, Haverbreaks, Lancaster. Telephone 67770 evenings.

For Sale

TV LINE OUTPUT TRANSFORMERS
Tidman Mail Order Ltd., 236 Sandycombe Rd., Richmond, Surrey, TW9 2EQ. 01-948 3702.

SEEN MY CAT? 5,000 items. Mechanical & Electrical Gear, and materials. S.A.E. K. R. WHISTON, Dept. PW, NEW MILLS, Stockport.

MORSE MADE EASY!!

FACT NOT FICTION. If you start **RIGHT** you will be reading amateur and commercial Morse within a month (normal progress to be expected).

Using scientifically prepared 3-speed records you automatically learn to recognise the code **RIYTHM** without translating. You can't help it, it's as easy as learning a tune. 18 W.P.M. in 4 weeks guaranteed.

Beginner's Section only £3.30. Complete Course £4.50 (P.P.I. etc. plus 10%).

(Overseas £1.00 extra) details only, 4p stamp. 01-660 2896

GSHSC (Box 11), 45 GREEN LANE, PURLEY, SURREY

A BONANZA FOR CONSTRUCTORS—Ex GPO Surplus. Bumper boards including transistors, reed relays, pot cores (our selection) from unused slightly damaged units. Long leads, mostly re-usable. £1.00 each (inc. p.&p.). Low-volt transformers, Pri. 240v Sec. 28v, 24v & 10v, £1.50 ea (inc. p.&p.) (ex GPO unused). 4-core cords—curly approx. 5ft, straight approx. 7ft. 20p ea (inc. p.&p.). Send S.A.E. for complete list many items—selection varies every month. Money back guarantee. V.A.T. inclusive. B. B. Supplies, 30, Esherdaie Street, London S. E. 13.

PRACTICAL WIRELESS. Vol 36-Vol 48, except June 1960, Sept 1961. Offers. Practical Electronics Vol 1-Vol 8, No. 8. Box No. 109.

P. W. 6/71-4/73; £3-75; P. E. 4/71-10/72: £3-25; S.A.E. Neilson, Union, Teviot Row, Edinburgh.

NEWNES RADIO & TV SERVICING, early and some later volumes. S.A.E. for price list, Markonics, 327 Tildesley Road, London S.W.15.

Receivers and Components

GUARANTEED SEMICONDUCTORS FAST SERVICE . LOW PRICES

AC107	16p	2N706	10p	ZENER DIODES
AC126	13p	2N930	20p	400mW 5%
AC127	13p	2N1181	22p	3-3 to 33 volts
AC128	13p	2N1182	22p	10p each
BC107	9p	2N1711	20p	1 watt 5%
BC108	9p	2N2904	18p	6-8 to 200 volts
AF114	14p	2N2904A	23p	20p each
AF115	14p	2N2905	23p	
AF116	14p	2N3053	15p	
AF117	14p	2N3054	60p	
BCY70	15p	2N3055	38p	RECTIFIERS
BCY71	20p	2N3702	9p	P.I.V. 1 AMP
BCY72	15p	2N3703	9p	50 IN4001 41p
BFX84	24p	2N3704	9p	100 IN4002 41p
BFX85	25p	2N3705	9p	200 IN4003 5p
BFX86	21p	2N3706	9p	400 IN4004 5p
BFX87	24p	2N3707	9p	600 IN4005 7p
BFX88	20p	2N3708	8p	800 IN4006 8p
BRX20	15p	2N3709	9p	1000 IN4007 9p

CASH W.O. PLUS P.P. 10p TO ROSLESS SERVICES
PARNDON HALL . HAMSTEL ROAD HARLOW . ESSEX

COMPONENTS GALORE. Pack of 500 mixed components manufacturers surplus plus once used. Pack includes resistors, carbon and W.W., capacitors various, transistors, diodes, trimmers, potentiometers etc. Send £1+10p p&p. C.W.O. To: Caledonian Components, Strathore Road, Thornton, Fife.

TRANSISTOR AMPLIFIERS 50p Vol/Tone Pre-Amps 30p. LW-MW Mixer-osc panels 50p all with circuits. Record player cabinets £3. Radio cabinets, suitable ext speakers, colours blue, brown, yellow. 50p Mains droppers 761 + 661 + 661 + 25Ω + 24Ω + 26Ω 30p. Archer, 9 Pine Grove, Maidstone, Kent.

PRECISION POLYCARBONATE CAPACITORS
Close tolerance. High stability. Extremely low leakage. All 63V D.C. Plus or minus 1% tolerance: 0.47 μ F—56p; 1.0 μ F—66p; 2.2 μ F—80p; 4.7 μ F—£1.30; 6.8 μ F—£1.64; 10.0 μ F—£2.00; 15 μ F—£2.75. Also available $\pm 2\%$ and $\pm 5\%$, ex Stock.

TANTALUM BEAD CAPACITORS—Values available: 0.1, 0.22, 0.47, 1.0, 2.2, 4.7, 6.8 μ F at 15V/25v or 35v; 10.0 μ F at 16/20v or 25v; 15.0 μ F at 10/16v or 20v; 22.0 μ F at 6/10v or 16v; 33.0 μ F at 6v or 10v; 47.0 μ F at 3v or 6v; 100 μ F at 5v Stock.

All at 10p each; 10 for 95p; 50 for £4.00.

TRANSISTORS: BC107, BC108, BC109; All at 9p each; 6 for 51p; 12 for 96p. May be mixed for quantity price. BC182 and BC212 at 10p each; AF178 at 30p each. All brand new and marked. Full spec. devices.

POPULAR DIODES. IN914, 6p each; 8 for 45p; 18 for 90p; IN916, 8p each; 6 for 45p; 14 for 90p; IS44, 5p each; 11 for 50p; 24 for £1. All brand new and marked.

NEW LOW PRICE—400 mW Zeners. Values available 4.7, 5.6, 6.8, 7.5, 8.2, 9.1, 10, 11, 12, 13.5, 15V. Tol. $\pm 5\%$ at 5 mA. All new and marked. Price 7p each; 6 for 39p; 14 for 84p. Special offer 6 off each voltage (66 zeners); £3.65.

RESISTORS. Carbon film 5%. 1W at 40°C 1W at 70°C. Range from 2.2 Ω to 2.2M Ω in E12 series, i.e. 10, 12, 15, 18, 22, 27, 33, 39, 47, 56, 68, 82 and their decades. High stability, low noise. All at 1p each; 6p for 10 of any one value; 70p for 100 of any one value. Special pack—10 of each value 2.2 Ω to 2.2M Ω (730 resistors) £5.

440V A.C. CAPACITORS: 0.1 μ F, size 1 1/2 x 3/4 in—40p; 0.25 μ F (1 1/2" x 3/4")—55p; 0.47 and 0.5 μ F (1 1/2" x 1")—66p; 1.0 μ F (2" x 1")—85p; 2.0 μ F (2" x 1 1/2")—£1.15.

SILICON PLASTIC RECTIFIERS 1.5 amp. Brand new wire-ended DO27. 100 P.I.V. at 7p each; 4 for 26p, 400 PIV at 8p each; 4 for 30p; 800 PIV at 11p each; 4 for 42p.

7p Post and Packing on all orders below £5.00. Export orders—please add cost of air/sea mail.

PLEASE ADD 10% V.A.T.

SEND S.A.E. FOR LISTS OF OTHER EX-STOCK ITEMS. L.E.D.'s, disc capacitors, electrolytics etc. Wholesale price lists available to bona fide companies.

MARCO TRADING
Dept. W2, The Maltings, Station Road,
WEM, Salop.
Tel: NANTWICH (Cheshire) 63291.

TAPE HEADS

Send stamp for lists.
R.D.I. Ltd.
Chilton Works,
Garden Rd.,
Richmond,
Surrey,
TW9 4NS

For valve and transistorized recorders from £2 ea.


BRAND NEW COMPONENTS by return. Electrolytics 16V, 25V, 50V—0.47, 1, 2.2, 4.7, 10mfds.—4p, 22, 47—4 1/2p. (50V—5p.) 100—5 1/2p. (50V—7p.) 220—6p. (50V—9p.). Subminiature bead-type tantalums 0.1/35V, 0.22/35V, 0.47/35V, 1/35V, 2.2/35V, 4.7/35V, 10/16V—8p. Mylar Film 100V—0.001, 0.002, 0.005, 0.01, 0.02—2p. 0.04, 0.05—3p. 0.068, 0.1—3 1/2p. Polystyrene 63V. E12 series 10 pf.—1,000 pf.—2p. 1,200 pf.—10,000 pf.—3p. Miniature Highstab resistors, 5%, E12 series—Carbon Film 1/2 W 1 Ω —10M Ω (10% over 1 Meg.) Metal Film 1/2 W 10 Ω —2.2M Ω and 1W. 27 Ω —10M Ω all 3/4p each. Postage 8p. The C.R. Supply Co., 127 Chesterfield Rd., Sheffield S8.

DESOLDERWICK SOLDER-ABSORBING WICK
Approx. 1 cm. completely desolders a P.C.B. joint. Use with any 20-40W soldering iron. 30 cm. Pack 26p inc. P.P., etc. Multipack. Four lengths of wick in various widths. 80p inc. P.P., etc.

ORIENTATION LIMITED
Coverack, Cornwall

TUNBRIDGE WELLS. Components from Teleservice, 108 Camden Road, Tunbridge Wells, Kent. Telephone 31803.

TEXAN AMPLIFIER



Pack		
1. Resistors		80 p.p. 15p
2. Capacitors	£2.90	" 15p
4. Sundries	2.50	" 15p
5. Switches	1.00	" 15p
6. Potentiometers	1.45	" 15p
7. Semi Conductors	8.25	" 15p
8. Transformer	5.95	" 25p
9. Printed Circuit	2.00	" 15p
10. Chassis	3.00	" 25p
10a. Front panel	1.25	" 15p
11. Cables	.40	" 15p
13. Teak Case	2.75	" 30p

VAT EXTRA

TELERADIO ELECTRONICS,
325 FORE ST., LONDON, N.9.
Tel. 01-807 3719

Send 4p for catalogue of Hi Fi Kits including the Quadraphonic System as in Practical Electronics.

MANUFACTURERS Surplus components. Mixed packs all post free. Resistors 20p. Capacitors 60p. Discs 40p. Hardware 25p. Relays 60p. Four digit magnetic counters 20p. Ferric Chloride LB 52p. Samples and lists 20p stamps. Derwent Radio, Scarborough.

ELEVEN BAND RADIO. SW 1.4. Marine. LW. MW. FM. PSB (76-86). Aircraft (108-136). PSB (148-174). Batt/Mains. BFO. Fine Tune, Squelch. Output 1-3W. £58. SAE full lists, multi band radios, also Grundig Bargains, Satellit, 12 band, £118. Langtons Radio, High Street, ROCESTER, Staffs. 088-923 388.

NEW MODEL V.H.F. KIT MK2
Our latest kit, improved design and performance plus extra amplifier stage, receives aircraft, amateurs, mobile, radio 2, 3, 4, etc., this novel little set will give you endless hours of pleasure and can be built in one evening. Powered by 9 volt battery, complete with easy to follow instruction and built in jack socket for use with earphones or amplifier.

Only £3.50 + p.&p 15p U.K. only.
Illustrated catalogue of selected kits and components, 20p inc. VAT, P&P free.

ALL PRICES PLUS 10% VAT
Galleon Trading Co.,
12, Burra Way,
Corringham,
Stanford-Le-Hope,
Essex. SS17 9DE

5-N-CHANNEL FET's 3819E—£1
Full specification devices complete with data and circuit details for building voltmeter, timer, ohmmeter, etc.

Send 10p for full list of field effect transistors and other top quality transistors available at bargain prices.

REDHAWK SALES LIMITED
45 Station Road, Gerrards Cross, Bucks.
Mail Order only

INTEGRATED CIRCUIT and FET modules for construction of low-cost receivers, converters, pre-selectors, etc. SAE details,—P. R. Gollidge, Glen Tor, Torrington, Devon.

TREASURE TRACER MK III Metal Locator



- Varicap tuning
- Britain's best selling metal locator kit
- Weighs only 22oz.
- Speaker and earphone operation
- Knocks down to only 17in.
- Prebuilt search coil assembly
- Ministry approved design
- As seen on BBC1 and BBC2 TV
- You only need soldering iron, screwdriver, pliers and snips
- Five transistor circuit

Send s.a.e. for leaflet

£9.80 (P.P. 15p) **£13.75** (P.P. 25p)

MINIKITS ELECTRONICS,
35a LANGLEY DRIVE, WANSTEAD
LONDON, E11 2LN (Mail order only)

"Globe-King"
V.H.F. & SHORT WAVE KIT'S
Precision standard, low cost valve and transistor kits 10-350 m. V.H.F. 80-180 MHz. "Easy-Build" diagrams and simplified instructions. For free literature send S.A.E. to sole manufacturers. (Overseas: Int. Reply Coupon).

JOHNSONS (RADIO) Est. 1943
Shaw St, Worcester, WBI 3QQ
Tel. 24864
A JOHN BANNER CO.

ANGLIA TRANSFORMERS

SUB MINIATURE MAINS
Primary 0-240 V 50/60 Hz
3 V Type. Output 3-0.3 V rms. 200 mA
9 V Type. Output 9-0.9 V rms. 70 mA
12 V Type. Output 12-0.12 V rms. 50 mA
20 V Type. Output 20-0.20 V rms. 30 mA
E.S. Screen. Clamp Construction.
Size 28mm x 27 x 21H. F.C. 35 x 4 BA
£1.05 each inc. U.K. P & P.

MINIATURE MAINS
Primary 0-240 V 50/60 Hz
6 V Type. Output 0-6, 0-6 V. 6 VA
9 V Type. Output 0-9, 0-9 V. 6 VA
12 V Type. Output 0-12, 0-12 V. 6 VA
20 V Type. Output 0-20, 0-20 V. 6 VA
Two Separate Secondaries
E.S. Screen. Clamp Construction.
Size 46mm x 31 x 38H.F.C. 53-5 x 4 BA.
£1.10 each inc. U.K. P & P
Plus VAT 10%.

ANGLIA CONTROLS LTD
GRANGE ROAD TONGHAM
FARNHAM SURREY

Miscellaneous

STABILISED 6, 7.5 & 9V from 12V BATTERY
In-Car Entertainment and many other uses. Battery operated cassette recorders, radios etc., powered by 12V car battery by means of ingenious electronic adaptor—at virtually no cost. One lead included. Only £3.75 + V.A.T. + 12p (p.p.). Also Mains Battery Eliminator £3.00. Lead (optional) 80p. State type of plug. Partics.—

OMNIA PRODUCTS, 25 Wilbury Gdns., Hove, Sussex.

BUILD IT in a DEWBOX quality cabinet. 2in x 2 1/2in x any length. D.E.W. Ltd., Ringwood Road, FERN-DOWN, Dorset. S.A.E. for leaflet. Write now—Right now.

BA NUTS BOLTS and WASHERS		Per 100		
Assorted length bolts, shake, proof washers.	Size	Nuts	Bolts	W/irs
	0	53p	75p	29p
	2	46p	53p	22p
	4	35p	46p	18p
6	29p	35p	18p	
SELF TAPPING SCREWS	FASTENERS	PVC 100 GROMMETS		
Box of 100 Assrt. 29p	Box of 100 Assrt. 51p	1" 9/32" or 3/4" Hole State size 44p		
5 1/2" SIDE CUTTERS	5" PLIERS			
59p	Insulated Handle 59p			
Post free over £2 Orders under £2 (All prices add p & p 15p include VAT)				
SILHILL PRODUCTS				
Dept. WP2, 226 Mary Street, Birmingham B12 9RJ Tel. 021-440 3600				

**A
L
S**

A.L.S. PRESENTS OUR E.C.100 WATT HI-FI AMPLIFIER
Ready drilled P.C.B. with full instructions only £2—plus 10p post. We also supply: Service Sheets, Manuals, Books etc. See our Main Advertisement in "TELEVISION" or send S.A.E. for details.

10 DRYDEN CHAMBERS, 119 OXFORD ST., LONDON W1R 1PA (B)

Darned Electronic Wizardry

by Dewtron (VAT extra.)

Famous kits, e.g. waa-waa complete kit £2-95; Puzzle kit £5-50 auto rhythm modules P & P 20p min. Ring Modulator modules £8 and whole range of synthesiser modules, musical novelties, etc. Catalogue 15p from D.E.W. Ltd., 254 Ringwood Road, Ferndown, Dorset.

UNIQUE HI-FI SPEAKER SYSTEM

24 WATTS PEAK!

Beautiful bookshelf units in mahogany type finish. Employs infinite baffle enclosure with dual cone 8 ohm drive unit. Brand new with 6' leads.

£9.80 Per Pair P&P 60p

GREGG Electronics
PW3, 24 Cranbourn Street
Leicester Sq. London WC2

GLASS FIBRE P.C. BOARD. Large supplies available in single sided one ounce copper 2p per sq. inches (under 1 foot), 75p per sq. ft. (over 1 foot), in double sided one ounce copper 1p per sq. inch (under 1 ft.), £1 per sq. ft. (over 1 foot). Please add 10p per sq. foot postage and packing. We can cut to your size at 1p per cut. Solid State Lighting, The Firs, Smallworth Lane, Garboldisham, Diss, Norfolk.

DON'T LOOK

unless you can resist the temptation to get these super 'attention-getters':
★ Pocket-sized **MAXI-VOLT** Big 4-inch Spark Generator (instant 15,000 volts!). Ready-made, needs no batteries. Carry it around anywhere. Only weighs about 3 oz. (89g.) send **£1.35** for your Maxi-Volt now!

★ Unique **TRANSMITTER/RECEIVER** Kit. No licence examinations or tests required to operate this transistorised equipment. Easy to build. Get transmitting. Send **£5.90** for yours now!

★ Psychedelic **MINI-STROBE** Kit. Take a pocket-sized lightning storm to Disco's & parties. 'Brain-freeze' 'em with vari-speed stop-motion flashes. Includes super case too. Send **£2.20** now! (all prices include V.A.T., packing & postage.)

Send remittance to:

**BOFFIN PROJECTS,
4 CUNLIFFE ROAD,
STONELEIGH, EWELL, SURREY**
(Mail order only)

Or for more details, send 15p for lists, plus free design project sheet.

Versatile
10 in ONE



MIN-LAB

Comprising:

- AC and DC Voltmeter ● Audio Generator
- Ohm Meter ● Resistance Substitution
- Capacitance Substitution ● DC Ammeter
- Battery Supply ● RF Signal Generator
- RF Field Strength Indicator.

This new, unique instrument combines all you need for testing. Money back if not satisfied. **£11.95** includes VAT & p. & p. Cash with order or send s.a.e. for illustrated data sheet to:

J. H. ASSOCIATES LTD. (DEPT. PW)
Cricketfield Lane, Bishop's Stortford, Herts.

HARDWARE SUPPLIES. Sheet aluminium individual sizes or standard packs, drilled to spec. Screws, nuts, washers etc. Fascia panels in aluminium individual requirements. Printed circuit boards, one-off or small runs. Printed circuit drafting tapes etc. 7p for list. Ramar Constructor Services, 29 Shelbourne Road, Stratford on Avon. Warwks. CV37 9JP.

AERIAL WIRE. PVC covered multi-strand tinned copper. 25ft-25p. 50ft-45p. 75ft-67p. 100ft-89p. 150ft-£1.32p. 200ft-£1.76p. Including VAT. All plus 12p P&P. AI Radio Components, 14 The Borough, Canterbury, Kent CT1 2DR.

VALVES Large Stock 1950 to 1973. S.A.E. for quotation. Cox Radio, The Parade, East Wittering, Sussex.

VINTAGE CRYSTAL SETS, receivers, horn speakers, components, Periodicals for exchange. D. M. Field, 116 Tanhouse Lane, Malvern, Worcs.

MORE RANGES FOR LESS MONEY!



MULTIMETER AC-DC Type U-437

10kOhms/V 2-5% Precision
A-DC 0-1-1A - 5 Ranges.
V-DC/AC 2-5 to 1000 V - 6 Ranges.
Ohms - 100 to 1 MegOhm - 4 Ranges.
Frequency: 45-40kHz - 2 Ranges.

TAUT SUSPENSIONS MOVEMENT.
Complete with steel case. Dimensions without case: 212x118x75mm. **£4.95**

AC/DC Multimeter type U4324

A-DC 0-06-3A - 6 Ranges.
A-AC 0-3-3A - 5 Ranges.
V-DC 0-6-1200 V - 9 Ranges.
V-AC 3-900 V - 8 Ranges.
Frequency: 45 to 20kHz-2 Ranges.
Resistance: 500 Ohm to 5 MOhm-5 Ranges. Decibel: -10 to +12dB
-2 Ranges. Accuracy ± 2-5%.
Dimensions: 167 x 98 x 63 mm.



Only **£8.00**

SUPERTESTER 680 R ICE

10 Fields - 80 Ranges: Plus a lot of accessories for measurements of 500A-AC 100 A/DC. Temperature: -50C to +200C. Magnetic fields: up to 15 KGauss. Phase indicator - EHT 25kV Electronic Volt Ohm - meter Transistor Diode Tester etc.
Dimensions: 128 x 95 x 32 mm - 300 grams 20kOhm/V Accuracy
1% DC Ask for free catalogue **£18.50**

Add 10% VAT to all items +.35p P&P
ELECTRONIC BROKERS LTD.
49-53 Pancras Road, London NW1 2QB Tel: 837 7781

ANTIQUE WIRELESS: Spares, repairs, restorations, valves, and service sheets. S.A.E. with your wants or 25p for latest 1974 catalogue to, Tudor Rees, 18, Brook Road, Mangotsfield, Bristol, BS17 3DY. Tel. Bristol 565238 evenings.

'HEAPS' OF BACK ISSUES of Practical Wireless, Electronics etc., magazines for sale, including some vintage 1937-42. Please state requirements and offer; to 'Thabto' 129 West St, Alford, Lincs. (Some early Wireless valves available also).

If you have difficulty in obtaining

PRACTICAL WIRELESS

Please place a regular order with your newsagent or send 1 year's subscription (£2.65) to:—

**Subscription Department,
Practical Wireless,
Tower House,
Southampton Street,
London, WC2E 9QX**

ADCOLA

meet the precision
'INVADER' SOLDERING INSTRUMENTS

Precision instruments supplied with standard detachable copper chisel face bits. Standard temp. 360°C at 19/23/27 watts. Special temps. from 250°C/410°C.



For perfection
in soldering

L1076

BIT SIZE 1/4"
6.34 mm Dia.
27 watts.
£2.48
inc.VAT

L646

BIT SIZE 3/16"
4.75 mm Dia.
23 watts.
£2.42
inc.VAT

L706

BIT SIZE 1/8"
3.2 mm Dia.
19 watts.
£2.23
inc.VAT



Don't take chances. We don't. All our ADCOLA instruments are of impeccable quality. You can depend on ADCOLA day after day. That's why they're so popular. You get good service... reliability... from our famous thermally controlled ADCOLA Element and the tough steel construction of this production tool. ADCOLA day after day.

Send for **NEW**
catalogue today

ADCOLA PRODUCTS LTD. ADCOLA HOUSE GAUDEN ROAD LONDON, SW4 6LH
Please add 10p for post & packing

Models required
Enclosing P/O or cheque for
Name
Address

PW2

ELECTRONIC & AUDIO BARGAINS

HILLS HEADPHONE JUNCTION BOX MODEL JB3
For connecting headphones to amplifiers.
OUR PRICE £1.37



CAR STEREO SPEAKERS MODEL CRB200

Designed for door and shelf mounting. 5 watts.
OUR PRICE £3.85
P/P 27p



HILLS DYNAMIC HEADPHONES MODEL H70TVS DE LUXE

Extremely high quality with padded Headband & Earcups & Slider Volume Controls.
OUR PRICE £6.30
P/P 27p



"HOMMER" INTERCOM

2 Station inc. Volume Control On-Off Switch. Batteries & 60ft of Cable.
OUR PRICE £3.50



CARTRIDGES

Acos GP91-3SC Mono Crystal Compatible 85p
GP93-1 Stereo Crystal £1.15
GP96-1 Stereo Ceramic £1.65
Sonotone 9TAHC Diam. £1.80

VYNIAR SPEAKER CLOTH

Black or Black and Silver.
Sizes: 18in. x 25in. 65p
36in. x 25in. £1.10
36in. x 50in. £2.20

Send 7p stamp for our samples of Vyniar and Audio Components Catalogue.

SOLDERING IRONS

CCN240 15 Watt £1.99
X25 25 Watts £1.65
Replacement Elements £1.10
Replacement Bits 38p
ST3 Stand 96p

SWITCHES

Small Slide Switch 10p
Large Slide Switch 10p
SPST Toggle Switch 16p
DPDT Toggle Switch 20p
Small (Biased) Push to Test Switch 10p

VEROBOARD

0-1	Plain	0-15
2-5in. x 3-75in.	19p	16p
2-5in. x 5in.	23p	22p
3-75in. x 3-75in.	24p	22p
3-75in. x 5in.	28p	26p
Spot Face Cutter	39p	39p
Pin Insertion Tool	50p	50p

SPEAKERS

6 x 4 Std. Magnet 8Ω £1.10
7 x 4 Std. Magnet 32Ω £1.10
8 x 5 Std. Magnet 8Ω & 32Ω £1.26

ALUMINIUM BOXES

HB1	5 1/2" x 2 1/2" x 1 1/2"	42p
HB2	4" x 4" x 1 1/2"	41p
HB3	4" x 2 1/2" x 1 1/2"	41p
HB4	5 1/2" x 4" x 1 1/2"	47p
HB5	4" x 2 1/2" x 2"	41p
HB6	3" x 2" x 1"	34p
HB7	7" x 5" x 2 1/2"	66p
HB8	8" x 6" x 3"	84p
HB9	6" x 4" x 2"	54p

CASSETTE TAPE RECORDER DYNAMIC MICROPHONE with Remote Control On-Off Switch.
OUR PRICE £1.40

TELEPHONE PICKUP COIL for Amplifiers or Tape Recorders.
OUR PRICE 35p

VISIT OUR TRADE COUNTER
ALL CALLERS WELCOME
MON.—SAT. 9 a.m. till 5.30 p.m.

HILLS COMPONENTS LTD.

DEPT. (PW-2), UNIT NO. 6,
MELNITE INDUSTRIAL ESTATE,
BRIXTON ROAD, WATFORD, HERTS. WD2 5SL. Tel. Watford 27711

ALL PRICES INCLUDE V.A.T.
Please add 10% for P.P.
Min. Order £1.00

YOUR CAREER in RADIO & ELECTRONICS ?

Big opportunities and big money await the qualified man in every field of Electronics today—both in the U.K. and throughout the world. We offer the finest home study training for all subjects in radio, television, etc., especially for the CITY & GUILDS EXAMS (Technicians' Certificates); the Grad. Brit. I.E.R. Exam.; the RADIO AMATEUR'S LICENCE; P.M.G. Certificates; the R.T.E.B. Servicing Certificates; etc. Also courses in Television; Transistors; Radar; Computers; Servo-mechanisms; Mathematics and Practical Transistor Radio course with equipment. We have OVER 20 YEARS' experience in teaching radio subjects and an unbroken record of exam. successes. We are the only privately run British home study College specialising in electronics subjects only. Full details will be gladly sent without any obligation.

To: British National Radio & Electronics School, P.O. Box 156, Jersey, C.I.
Please send FREE BROCHURE to

NAME Block
ADDRESS Caps.
..... Please
..... W.C. 14

**BRITISH NATIONAL RADIO
AND ELECTRONICS SCHOOL**

Head Office and Warehouse
44A WESTBOURNE GROVE
LONDON W2 5SF
Tel: 727 5641/2/3

Z & I AERO SERVICES LTD.

Please send all correspondence and Mail-Orders to Head Office
When sending cash with order, please include 0-15 in £ for postage and handling
MINIMUM CHARGE 15p. No C.O.D. orders accepted

Retail Shop
85 TOTTENHAM COURT ROAD
LONDON W1
Tel: 580 8403
Open all day Saturday

THE MANAGEMENT ADVISES WITH REGRET THAT DUE TO RISING COSTS AND STAFF SHORTAGE THE MAIL ORDER SERVICE HAS TO BE CURTAILED. FROM 1ST JANUARY 1974 ALL MAIL ORDERS ACCOMPANIED BY REMITTANCE WILL BE SUBJECT TO A MINIMUM CHARGE OF £5.00 EXCLUDING V.A.T., I.E. £5.50 INCLUDING V.A.T. GOODS OF VALUE UNDER £5.00 WILL BE AVAILABLE ONLY TO PERSONAL CALLERS, EITHER AT OUR RETAIL BRANCH, 85, TOTTENHAM COURT ROAD, W.1, OR TRADE COUNTER AT 44A WESTBOURNE GROVE, LONDON W2. MINIMUM ORDER CHARGE FOR APPROVED ACCOUNT CUSTOMERS IS £10.00 EXCLUSIVE OF V.A.T.

TAUT SUSPENSION MULTIMETERS

MADE IN USSR



8 models of multimeters from simple 22-range instrument priced at £4.95 to sophisticated 43-range instrument with full transistorised safety trip circuit, priced at £17.00. Models available with transistor testing facilities (U4341) and built-in audio/I.F. oscillator (U4323).

All the above instruments and full range of other test equipment are included in our new 1973/74 combined catalogue/price list which covers valves, semi-conductors and passive components, basic specifications of semiconductors, cathode ray tubes, Klystrons and magnetrons, as well as transistor substitution list.

NEW

ALL SILICON!



PRACTICAL WIRELESS

ELECTRONIC IGNITION SYSTEM

This Capacitor-Discharge Electronic Ignition System was recently described in Practical Wireless and has proved extremely popular. We are able to offer the kit in two forms; the standard kit containing the electronic components only, enabling the customer to tailor these to his own layout, or the de-luxe version containing a ready-drilled roller-tinned printed-circuit board and fully machined die-cast case with A.M.P Electrical Spade Connector Block. Each kit is supplied with a custom wound transformer, first grade components and full constructional details.

The original circuit employed Germanium Power Transistors for the negative earth version. **WE NOW SUPPLY SILICON P.N.P. POWER DEVICES AT NO EXTRA COST!** All components available separately. Case size 4 1/2" x 3 1/2" x 2". Complete assembly and wiring manual 25p, supplied with de-luxe kit only, refundable on purchase of kit.

Suitable for 12v systems with Pos. or Neg. earth.

Price: Standard Kit£7.97 U.K. Post Free
De-Luxe Kit£9.62 U.K. Post Free

Quantity Discounts:
Trade and Overseas 1-5 Nett 6-9 Less 10%
Enquiries Invited 10-49 Less 15% 50-99 Less 20%
Mail Order Only 100-999 Less 25% 1000 up Less 30%

ALL PRICES INCLUDE VAT

PLEASE STATE POS. OR NEG. EARTH WHEN ORDERING.

DABAR ELECTRONIC PRODUCTS

98A LICHFIELD STREET,
WALSALL, STAFFS, WS1 1UZ
Tel. Walsall 34365

CASED AMPLIFIERS



Polished wooden cabinet 14 x 13 x 9" containing a sensitive (20V) 4 valve amplifier with tone and vol. controls. 3 watts output to 7 x 4" 3Ω speaker. Also included is a non-standard tape deck with solenoid operation. Supplied in good working condition complete with circuit diagram. Standard mains operation. Only £3 (£1 up to 200 miles, £1.25 over). Suitable cassette £1. Spare head 30p; Amplifier chassis only, complete and tested £1.65 (40p). 7 x 4" Speaker 40p (12p).

71b BARGAIN PARCELS

Hundreds of new components—resistors, capacitors, crystals, pots, switches, computer panels with transistors and loads of odds and sods. Still only £1.65 (40p).

COMPUTER PANELS

31b asstd. panels £1 (30p); 71b £2 (40p); 561b £13 (c. pd.). 12 top quality panels containing power transistors, IC's, trim pots, etc. £2 (30p); 100 boards £12 (£1). Pack containing at least 500 components, Inc. at least 500 Transistors 60p (20p).

NEW COMPONENTS

SCR's: 200V 5A 40p; 400V 5A 60p; BYZ10 1200V 6A 40p; OC16 20p, OC45 8p; OC71 8p; OC140 25p; OC170 15p; OC171 15p; BFY18 12p; BCY72 8p; 2N3055 35p; XC121 5p; BC107 8p; 2N3708 8p; 741C TO99 or 8 pin DIL 32p; 100V 8A diodes 20p; 3.9V or 27V 400mW zeners 7p; 22V 1W 10p.

BULK COMPONENTS

500 asstd. resistors £1 (20p); 300 capacitors, all types £1 (30p) 25 asstd. 10X crystals 75p (30p); 40 asstd. pots £1 (30p).

EX-COMPUTER EQUIPMENT

1200' 1/2" tape on 7" NAB spool 68p (30p); 1800' 3/4" tape on 10 1/2" NAB spool in case 68p (40p); Screw top electrolytic capacitors: 20,000µF 50V 60p (25p); 46,500µF 25V 60p (25p); 35,000µF 15V 40p (20p); 40,000µF 10V 40p (20p); 20,000µF 30V 40p (20p); 25,000µF 25V 40p (20p). Fans: 230V 50Hz 62" dia. blades 2800 rpm complete with grill and mounting plate £2.50 (40p). Heavy duty heat sinks 6 x 5 x 3" with 2 power transistors 80p (30p). 3" 16 Track Tape Decks 230.

TEST GEAR

TF144G sig gen, 85kHz-25MHz, 1µV-1V output £16. BFO No. 8 audio oscillator, 50Hz-20kHz 10Ω or 600Ω output, metered, £8. Oscilloscopes in stock, ring for details.

ODD UNITS

Useful module containing OC35, 2x OC44, GET103, R's, C's, etc. 40p (10p). Cats whisker and crystal 15p; Unit with 2 modern c/o lever switches, 3 trim pots, etc. 60p (10p).

ADD 10% TO TOTAL FOR VAT

Carr. in brackets; small parts 5p.

GREENWELD ELECTRONICS (PW9)

24 Goodhart Way, West Wickham, Kent. Shops at 21 Deptford Broadway SE8. Tel. 01-682 2008 and 38 Lower Addiscombe Road, Croydon.

FREE!

Over 150 ways to engineer a better future

HIGHER PAY **A BETTER JOB**

SECURITY

find out how in just 2 minutes

That's how long it will take you to fill in the coupon. Mail it to B.I.E.T. and we'll send you full details and a free book. B.I.E.T. has successfully trained *thousands* of men at home - equipped them for higher pay and better, more interesting jobs. We can do as much for YOU. A low-cost B.I.E.T. home study course gets results fast - makes learning easier and something to look forward to. There are no books to buy and you can pay-as-you-learn.

Why not do the thing that really interests you? Without losing a day's pay, you could quietly turn yourself into something of an expert. Complete the coupon (or write if you prefer not to cut the page). No obligation and nobody will call on you... but it could be the best thing you ever did.

Others have done it, so can you

"Yesterday I received a letter from the Institution informing that my application for Associate Membership had been approved. I can honestly say that this has been the best value for money I have ever obtained - a view echoed by two colleagues who recently commenced the course".—Student D.I.B., Yorks.

"Completing your course, meant going from a job I detested to a job that I love, with unlimited prospects".—Student J.A.O. Dublin.

"My training with B.I.E.T. quickly changed my earning capacity and, in the next few years, my earnings increased fourfold".—Student C.C.P., Bucks.

FIND OUT FOR YOURSELF

These letters - and there are many more on file at Aldermaston Court - speak of the rewards that come to the man who has given himself the specialised know-how employers seek. There's no surer way of getting ahead or of opening up new opportunities for yourself. It will cost you a stamp to find out how we can help you. Write to B.I.E.T. Dept. BPW49 Aldermaston Court, Reading RG7 4PF.

Published on approximately the 7th of each month by IPC Magazines Limited, Fleetway House, Farrington Street, London ECHA 4AD. Printed in England by Index Printers, Dunstable, Beds. Sole Agents for Australia and New Zealand—Gordon and Gotch (Asia) Ltd.; South Africa—Central News Agency Ltd. Publisher's subscription rate (including postage): for one year to any part of the world, £2-05. International Giro facilities Account No. 5122007. Please state reason for payment "message to payee". PRACTICAL WIRELESS is sold subject to the following conditions, namely that it shall not, without the written consent of the Publishers first having been given, be lent, resold, hired out or otherwise disposed of by way of Trade at more than the recommended selling price shown on the cover, and that it shall not be lent, resold, hired out or otherwise disposed of in a mutilated condition or in any unauthorised cover by way of Trade or affixed to or as part of any publication or advertising, literary or pictorial matter whatsoever.

Practical Radio & Electronics Certificate course includes a learn while you build **3 transistor radio kit.**

Everything you need to know about **Radio & Electronics** maintenance and repairs for a **spare time income** and a **career** for a better future.



This FREE 76 page book can put you on the road to success through a B.I.E.T. Home Study Course. Choose your subject now!

CUT OUT THIS COUPON
Tick or state subject of interest. Post to address below.

<input type="checkbox"/> MECHANICAL Society of Engineers— A.M.S.E. (Mech.) Institute of Engineers & Technicians (A.I.E.) CITY & GUILDS Gen. Mech. Eng. Maintenance Eng. Welding Gen. Diesel Eng. Sheet Metal Work Eng. Inspection Eng. Metallurgy	<input type="checkbox"/> DRAUGHTSMANSHIP Institute of Engineering Designers (A.M.I.E.D.) General Draughtsmanship Elec. Draughtsmanship Architectural Draughtsmanship Technical Drawing	<input type="checkbox"/> A.B.T. Clerk of Works Construction Surveyors Institute—L.C.S.I. CITY & GUILDS General Building (all branches) Heating & Vent. Inst. Clerk of Works Site Surveying Health Engineering Road Construction Quantities, Estimates Hydraulics Structural Eng.
<input type="checkbox"/> ELECTRICAL & ELECTRONIC Society of Engineers— A.M.S.E. (Elec.) CITY & GUILDS Gen. Electrical Engineering Electrical Installations Electrical Maths Computer Electronics Electronic Eng. Practical Radio & Electronics (with kit)	<input type="checkbox"/> RADIO & TELE-COMMUNICATIONS CITY & GUILDS. Radio, TV, Electronics CITY & GUILDS Telecoms. Gen. Radio & TV Eng. Radio Amateurs Exam Radio Servicing TV Servicing Colour TV	<input type="checkbox"/> GENERAL Agricultural Eng. Council of Eng. Institutions Farm Science Plastics
<input type="checkbox"/> MANAGEMENT & PRODUCTION Institute of Cost & Management Acctnts. Computer Programming Works M'nt. Work Study Gen. Production Eng. Estimating & Planning Storekeeping Management Skills Quality Control	<input type="checkbox"/> AUTOMOBILE & AERONAUTICAL Institute of the Motor Industry A.M.I.I. M.A.A.T.M.I. CITY & GUILDS Auto Eng. Gen. Auto Eng. Motor Mechanics Auto Diesel Eng. Garage M'nt. ARB Aero Engineering Certs. Gen. Aero Eng.	<input type="checkbox"/> Supplementary courses for Nat. Certificates.
<input type="checkbox"/> CONSTRUCTIONAL Engineers— A.M.S.E. (Civ.) Institute of Building—L.I.O.B.	<input type="checkbox"/> Coaching for many exams, including C & G and assistance in ONC/HNC.	

G.C.E.
— choose from 58 'O' & 'A' level subjects.

POST TODAY FOR A BETTER TOMORROW

To B.I.E.T., Dept. BPW49 QN BPW49
Aldermaston Court, Reading RG7 4PF

NAME
Block Capitals Please
ADDRESS


OTHER SUBJECTS.....

AGE

Accredited by C.A.C.C.

BRITISH INSTITUTE OF ENGINEERING TECHNOLOGY

Britain's finest cigarette.



EVERY PACKET CARRIES A GOVERNMENT HEALTH WARNING

PRACTICAL WIRELESS

FEBRUARY
1974

20p

3 STAR PERFORMERS!

1



2



3



**PLUS
MANY
OTHER
FEATURES!**

1

BENCH STABILISED POWER SUPPLY

2

ZENER DIODE TESTER

3

SOLID-STATE STOP-WATCH

Henry's

DONT RELY ON YOUR MEMORY
BUY NOW AT BARGAIN PRICES
 Order your latest Henry's Catalogue Price 55p post paid complete with Discount Vouchers




You pay less
VAT with Henry's
 Low Prices

BUILD THE TEXAN

Now built and used by thousands of satisfied customers. Features slim design overall size in cabinet 15 1/2" x 2 1/2" x 6 1/2". 6-IC's, 10 transistors, stabilisers Gardners low field transformer. Fibre Glass PC Panel, complete chassis work. Now available built and tested as well as in kit form. **HIGH QUALITY & STABILITY ARE PREDOMINATE FEATURES**—DEVELOPED BY TEXAS ENGINEERS FOR PERFORMANCE, RELIABILITY AND EASE OF CONSTRUCTION. FACILITIES. On/off switch indicator, headphones socket, separate treble, bass, volume and balance controls, scratch and rumble filters, mono/stereo switch, input selector: Mag. P.U., Radio Tuner, Aux. Can be altered for Mic., Tape, Tape-head, etc. Constructional details Ref. No. 21 30p. Distributed by Henry's throughout UK. **FREE**—Teak cabinet with complete kit.

20 + 20 WATT IC STEREO AMPLIFIER
 As featured by Practical Wireless 1972



Kit price **£28.50** (+VAT + 50p carr/packing) or built and tested **£35.00** (+VAT + 50p carr/packing) as illustrated.


EARN YOURSELF EASY MONEY, WITH PORTABLE DISCO EQUIPMENT

- DISCO MINI A** complete portable disco, fitted mixer/preamp, 2 decks all facilities. **£98.50**
 As above but with Slider Controls **£118.50**
 100 watt amplifier for above **£42.50**
SL100 100 watt mixer/amplifier with slider controls **£69.00**
R50 50 watt mixer/amplifier **£49.50**
R100 100 watt mixer/amplifier **£57.50**
DISCO AMP 100 watt mixer/amplifier chassis unit. **£69.50**
DISCO MIXER/PREAMPLIFIERS (OP for up to 6-100 watt amplifiers)
SDLI (rotary controls) **£49.50**
SDLI (slider controls) **£58.50**
DISCO VOX (slider controls) the complete disco preamp **£69.50**
DJ100 100 watt power amplifier for above **£42.50**
DJ30L 3 channel 3kw sound to light **£31.50**
DJ40L as 30L plus built in microphone **£41.95**
DIMAMATIC I kW adjustable speed auto dimmer **£25.00**
Carlboro Reverberation Unit **£44.00**
SCENE STROBE £19.00 **ROAD STROBE** £25.00 **SUPER STROBE** £48.00
 Disco anti-feedback microphone **£11.95**
 Colt 150 watt liquid wheel projector **£22.50**
 150 watt QI liquid wheel projector **£50.00**
 150 watt QI cassette wheel projector **£50.00**
 Spare Effects and liquid cassettes large range of patterns **£5.00**
 6 inch Liquid wheels **£5.00**
 Mini spot bank fitted 3 lamps **£12.95**
 Auto Trilite (mini with flashers) **£17.00**
 Bubblemaster with 1 gall. liquid **£41.15**
 Mixers/Mics/Speakers/Lighting
U.K.'s largest range of Disco Lighting, FREE STOCK LIST REF. No. 18 ON REQUEST.
AKG / RESLO / DJ / CARLSBRO / EAGLE MICS., STANDS, MIXERS, CABINETS, CHASSIS AND COMPLETE SPEAKER SYSTEMS, MEGAPHONES, TURNTABLES, PUBLIC ADDRESS COMPONENTS.



All prices carr. paid (UK) (VAT EXTRA)
 Barclaycard/Access call, write or phone your order 01-723-6963—easy terms for callers.

TEXAN STEREO SYSTEM PLUS PRICE SAVINGS



The Texan Stereo Systems include the high quality Texan Stereo amplifier assembled and ready to use. A pair of Type 200 20 watt Speaker-Tweeter systems size 21" x 12" x 10" and a choice of Garrard players built into a plinth with cover with Goldring G800 magnetic cartridge. System 25 uses Garrard SP25 Mk III and system 76 the Garrard AP76 de luxe turntable. All necessary leads are supplied.

System 25 (list approx. £109) **£79.50**
System 76 (list approx. £117) **£89.50**
 (plus 10% VAT and plus £1.45 carr/packing)

Barclaycard/Access, call, write or phone, your order 01 402 4736 **EASY TERMS FOR CALLERS**

NEW SINCLAIR PROJECT 80


- Stereo Pre-Amplifier **£11.95**
 Audio Filter Unit **£6.95**
 Z40 15 Watt Amplifier **£5.45**
 Z60 25 Watt Amplifier **£6.95**
 PZ5 Mod. for 1 on 2 Z40 **£4.98**
 PZ6 Mod. (S Tab) 1 on 2 Z40 **£7.98**
 PZ8 Mod. (S Tab) 1 on 2 Z60 **£7.98**
 TRANSFORMER FOR PZ8 **£2.95**

NEW FM TUNER **£11.95**
STEREO DECODER **£7.45**

All items post paid. Best price on request.

BUILD THE NEW HENELEC STEREO FM TUNER

A completely new high stability stereo FM tuner Features variable capacity diode tuning, stabiliser power supply, IC Decoder, high gain low noise. IF stages. LED indicators. Tuning meter, AFC, easy to construct and use. Mains operated. Slim modern design with fibre glass PC, teak cabinet, etc. Available as a kit to build or ready built. Overall size 8" x 2 1/2" x 6 1/2". Produced to give high performance with a realistic price. (Parts list and constructional details Ref. No. 5 30p). Henry's are sole distributors UK and Europe.



KIT PRICE £21.00 (+ VAT)
 or built and tested **£24.95 (+ VAT)**

LIVING SOUND LOW NOISE TOP QUALITY CASSETTES MADE BY EMI TAPES LTD. TO INTERNATIONAL STANDARDS ESPECIALLY FOR HENRY'S. ALL POST PAID LESS THAN 1/2 REC. PRICES COMPLETE WITH LIBRARY CASES


C 60	3 for £1.00	6 for £1.80	10 for £2.80	25 for £6.75
C 90	£1.35	£2.57	£4.20	£10.25
C 120	£1.62	£3.15	£5.00	£12.25



Quantity and trade enquiries, invited
LEARN A LANGUAGE—complete with phrase book. German — French — Spanish — Italian **£1.36** per course. **£5** for any 4.

LOW COST HI-FI SPEAKERS

SPECIAL OFFERS
 EMI 13" x 8"—full range speakers (post 20p each or 30p pair)
 *150TC—8 ohms Twin Cone 10 watt **£2.20** each or **£4.00** pair.
 *450 10 watt C/o Twin Tweeters 3, 8 or 15 ohms **£3.50** each or **£6.90** pair.
 EW 15 watt 8 ohms C/o Tweeter **£4.30** each or **£7.90** pair.
 350 20 watt C/o Tweeters 8 or 15 ohms **£7.50** each or **£14.20** pair.
 * Polished wood cabinet **£4.60** post 35p.



- 8 ohms full range (post 20p)**
 FR4 4" 5 watt **£4.00**
 FR65 6 1/2" 10 watt **£5.50**
 FR8 8" 15 watt **£7.60**
 FR23 9 x 6" 15 watt **£6.00**
- BASS & MID RANGE—8 ohms (post 20p)**
 AA12 5 1/2" 15 watt **£3.20**
 B110 10" 15 watt **£5.60**
 B200 8" 15 watt **£6.45**
 B139/2 13" x 8" 30 watt LF **£10.25**
- TWEETERS AND CROSSOVERS (post 20p)**
 K2005 10 watt 8 or 15 ohms **£1.90**
 FHT6 15 watt 8 ohms **£3.20**
 K2011 30 watt 8 ohms **£3.75**
 T27 KEF 8 ohms **£4.25**
 Axcnet 100 30 watt 8 ohms **£4.90**
 K4009 1kHz/5kHz C/o **£2.00**
 SN75 4kHz C/var. C/o **£1.75**

SPEAKER KITS (carr. etc. 35p)
 20-2 30 watt **£10.00** each
 20-3 40 watt **£15.00** each
 20-4 20 watt **£15.95** pair
 LINTON 2 30 watt **£28.95** pair
 DOVE DALE 3 30 watt **£42.00** pair
 KEF KK2 50 watt **£20.40** each
 KEF KK3 **£32.00** each

BUILD YOURSELF A POCKET CALCULATOR

A complete kit, packaged in a polystyrene container and taking about 3 hours to assemble—this is the Sinclair Cambridge pocket calculator from Henry's. Some of the many features include interface chip, thick-film resistor pack, printed circuit board, electronic components pack. Size 4 1/2" long x 2" wide x 1 1/2" deep. Free of charge with the kit for the more advanced technologist is a 32-page booklet explaining how to calculate Logs, Tangents, Sines etc.



£24.95 Also available **£27.22**
 + VAT. assembled ready to use. + VAT.

10% VAT to be added to all orders. Prices and descriptions correct at time of press. **E & OE.**
 Like a permanent job at Henry's? Experienced and trainee salesmen required. Tel. 01-402 8791.

See pages 818—820 of this magazine

Henry's RADIO LIMITED

EDGWARE ROAD, W2

404-406 Electronic Components and Equipment 01-402 8381
 354-356 High Fidelity and Tape Equipment 01-402 5854/4736
 309 PA. Disco-Lighting High Power Sound 01-723 6963
 303 Special offers and bargains store
 All mail to 303 Edgware Road, London W2 1BW

Open:-
 9 am-6 pm
 6 days a week
 All stores open all day Saturday

PRACTICAL WIRELESS

VOL. 49 NO. 10

ISSUE 804

FEBRUARY 1974

BRITAIN'S PREMIER MAGAZINE FOR THE DO-IT-YOURSELF RADIO AND ELECTRONICS CONSTRUCTOR

EDITOR Morris A. Colwell

ASSISTANT EDITOR

Lionel E. Howes, G3AYA

ART EDITOR Peter Metalli

TECHNICAL EDITOR

Eric Dowdeswell, G4AR

PRODUCTION & NEWS

EDITOR Colin R. Riches

PROJECTS SUB-EDITOR

Geoffrey C. Arnold

TECHNICAL ARTIST

Alan Martin

SECRETARIAL

Jenny Maunder

01-634 4292 Susan Corne

ADVERTS. MANAGER

01-634 4293 Roy Smith

CLASSIFIED ADVERTS.

01-634 4301 Colin R. Brown

Published by IPC Magazines Ltd.,
Fleetway House, Farringdon Street,
London EC4A 4AD. Tel. 01-634 4444

SUBSCRIPTIONS

Publisher's Subscription Rates for one year to any part of the world £2.65 including postage. Enquiries to Subscription Department, IPC Magazines Ltd., Carlton House, 68 Gt. Queen Street, London, WC2 5DD. Phone 01-242 4477. International Giro facilities Account No. 5122007. Please state reason for payment "message to payee".

Binders (£1.10) and indexes (11p) can be supplied by the Binders Dept at the same address.

BACK NUMBERS

We regret that we are unable to supply back numbers of Practical Wireless. Readers are recommended to enquire at a public library to see copies. Requests for specific back numbers of *Practical Wireless* and *Television* only can be published in our CQ Column.

COPYRIGHT AND QUERIES

© IPC Magazines Limited 1974. Copyright in all drawings, photographs and articles published in "Practical Wireless" is fully protected and reproduction or imitation in whole or in part is expressly forbidden. All reasonable precautions are taken by "Practical Wireless" to ensure that the advice and data given to readers are reliable. We cannot, however, guarantee it and we cannot accept legal responsibility for it. Prices are those current as we go to press.

We regret that we cannot answer technical queries by telephone nor can we provide information or advice on manufacturers' products other than that given in the magazine. We will endeavour to assist readers who have queries relating to articles published but we cannot offer advice on modifications to our published designs. All correspondents expecting a reply should enclose a stamped addressed envelope.

● NEWS & COMMENT

942 "DIAGNOSIS"—Leader article and March preview

943 NEWS . . . NEWS . . . NEWS . . .

947 TELEVISION—Coming in the February issue

958 PRACTICALLY WIRELESS by Henry

967 NEXT MONTH IN PRACTICAL WIRELESS

981 ON THE AIR

981 Amateur Bands, Short Wave/VHF—David Gibson G3JDG

982 Broadcast VHF/FM—Simon David

982 Medium Wave—Charles Molloy

985 Short Wave—Malcolm Connah

988 HOTLINES on recent developments by Ginsberg

● CONSTRUCTIONAL

944 SOLID STATE STOPWATCH—R. Jefferson

953 TWO-TRANSISTOR RECEIVER—R. A. Penfold

964 TAKE 20 No. 57 Neon Flasher—David Andrews

965 ULTRASONIC REMOTE CONTROLLER Part 2—Roland Perry

968 BENCH STABILISED POWER SUPPLY (0 to 30V or 15V+15V, 1 amp)

976 ZENER DIODE TESTER—W. Mooney

979 TROUBLE TRACER Part 2—F. G. Rayer

991 EXPERIMENTAL WORKSHOP Emitter Follower—
M. J. Hughes, M.A.

● OTHER FEATURES

948 I.C. of the MONTH—MC1566L Constant-Current Source

949 BEYOND QUADRAPHONICS—U.K. development of "Ambisonics"

950 TECHNICROSS No. 2—Solution

961 TRANSISTOR BIAS AND FEEDBACK—G. R. Wilding

986 GOING BACK—Equipment of yesteryear by Colin Riches and
Arthur Dow

ESSENTIAL BOOKS FOR RADIO AMATEURS

1974 EDITION RSGB AMATEUR RADIO CALL BOOK

Lists holders of G, GC, GD, GI, GM, GW and EI call signs; clubs and societies affiliated to RSGB, and much useful operating information.

A larger completely revised edition produced by a new system and incorporating amendments and additions notified by the MPT up to August 1973.

144 pages

Price 75p post paid

TELEPRINTER HANDBOOK

by D. J. Goacher, G3LLZ, and
J. G. Denny, G3NTT

A brand new book covering all aspects of modern teleprinter techniques. Full descriptions and maintenance data for all widely-used machines, together with design and use of ancillary equipment. Definitely a book for the teleprinter enthusiast's work bench.

376 pages

£5.35 post paid

A GUIDE TO AMATEUR RADIO by Pat Hawker, G3VA

This extensively revised 15th edition is an indispensable aid to all who want to know more about amateur radio.

Specially designed to assist the newcomer to the hobby, it covers technical, operating and licensing matters.

96 pages

Price 90p post paid

AMATEUR RADIO AWARDS by C. R. Emary, G5GH

Lists all the world's major awards from national societies and how to obtain them.

Includes reproductions of certificates and maps, and operating information.

Loose-leaf binding allows insertion of amendment pages at a later date.

194 pages

Price £1.40 post paid

These are just four of a complete range of technical publications, log books and maps for the radio amateur. Send a large s.a.e. for the complete list.


The RSGB is the national society representing all UK radio amateurs. Membership is open to all interested in the hobby: write to the General Manager and ask for full details.



RADIO SOCIETY OF GREAT BRITAIN

35 DOUGHTY STREET, LONDON, WC1N 2AE TEL: 01-837 8688

Stove Enamelled STEEL CABINET



List price £8.25
OUR PRICE
£6.50

incl. V.A.T.
Carriage 44p

With 48 see-through Drawers
Ideal for the Radio Constructor

As supplied by us to SCHOOLS, TECHNICAL COLLEGES, HOSPITALS, SHOPS and industry throughout the country. Silver grey stove enamelled steel cabinet with 48 transparent styrene drawers fitted with moulded handles and label slots. Dividers can be supplied at a small extra charge to enable each drawer to be sub-divided into six compartments. See-through drawers allow swift selection of contents at a glance. A really first-class time and space saving unit. Size of cabinet 21 1/2" x 11 1/2" x 6 1/2", size of drawers 6 1/2" x 2 1/2" x 1 1/2".

Callers welcome.

SEND FOR FREE ILLUSTRATED LEAFLETS

Trade Aids 111 Chiltern Drive-Surbiton Surrey
(100 yards from Berrylands Railway Station) 01-399 4383

TRANSFORMERS

DOUGLAS GUARANTEED
Prices include P. & P. and 10% VAT
12 or 24 Volts

Output V. & Amps.	Ref. No.	Price	Output V. & Amps.	Ref. No.	Price
12V x 2 250mA x 2	MT11CS**	£1.55	30 Volts. All tapped at 0-12-15-20-30V.		
12V x 2 500mA x 2	MT213**	£1.99	30mA	MT119CT†	£1.81
12V x 2 1A x 2	MT71CT†	£2.45	1A	MT79CT†	£2.51
12V x 2 2A x 2	MT18CT	£3.06	2A	MT 3AT	£3.77
12V x 2 3A x 2	MT70AT	£3.95	3A	MT20AT	£4.31
12V x 2 4A x 2	MT106AT	£4.49	50 Volts. All tapped at 0-19-25-33-40-50V.		
12V x 2 5A x 2	MT 72AT	£5.25	500mA	MT102AT†	£2.36
			1A	MT103AT†	£3.50
			2A	MT104AT	£4.74
			3A	MT104AT	£4.74
			60 Volts. All tapped at 0-24-30-40-48-60V.		
			500mA	MT124AT	£2.80
			1A	MT126AT	£2.90
			2A	MT127AT	£5.15
			3A	MT126AT	£2.90

AUTO-WOUND RANGE

Power output	Winding tapped at	Ref. No.	Price
20VA	0-115-210-240	MT113CT	£1.48
75VA		MT64AT	£2.95
150VA	0-115-200-220-240	MT44AT	£3.61
200VA		MT65AT	£4.31

400V. Output at 50HZ.

C-D Ignition System by R. M. Marston, Esq., Wireless World.

Reference 1T3AT. £4.28

EQUIPMENT RANGE

Sec. Output (r.m.s.)	Ref. No.	Price
3-0-3V	200mA MT238CS**	£1.39
9-0-9	100mA MT13CS**	£1.39
12-0-12	50mA MT239CS**	£1.39
20-0-20	30mA MT241CS**	£1.39
0-20 x 2	300mA x 2 MT214CT**	£2.13
0-8-9 x 2	500mA x 2 MT207CT**	£2.53
0-15-20 x 2	500mA x 2 MT205AT**	£3.39
0-15-27 x 2	500mA x 2 MT203AT*	£3.78
0-15-27 x 2	1A x 2 MT204AT*	£3.78
20-12-0-12-20	700mA (d.c.) MT21AT*	£1.39

AT indicates open universal fixing with 24 tags; CT is open U-clamp fixing with tags; CS is open U-clamp fixing with P.C. spills; * with interwinding screen; † untapped 240 primary; ‡ tapped at 210-240V.; other primaries tapped at 200-220-240V.
OVER 200 TYPES IN STOCK through Agents or Direct. Please send for lists.
DOUGLAS ELECTRONIC INDUSTRIES LTD.
Direct Sales Dept. P.W., Thames Street, LOUGH, Lines.
LN11 7AD

MAINS UNITS for all types of TRANSISTOR EQUIPMENT

RUN YOUR TAPE RECORDER OFF AC MAINS

Mains unit supplied complete and ready to plug into your cassette-recorder. (State voltage, make and type of plug required, if in doubt send diagram of recorder socket).



ONLY £2.75 P & P 20p

PLUS-3 MAINS UNIT



Provides three separate switched output voltages 6v., 7 1/2v. and 9v. DC. Attractive case mains lead output socket, plug and lead. Size 4 1/2 x 3 1/2 x 2 1/2 in.

ONLY £3.30 P & P 20p

Extra lead with plug to fit your cassette recorder 50p. (State model and plug required.)

MAINS UNIT FOR TRANSISTOR RADIO ONLY

For single outputs, 6v, 9v £2.20
For two separate outputs, 6v + 9v.
9v + 9v, £2.75 P. & P. 20p per unit.
(Please state outputs required).

All units are completely isolated from mains by double wound transformer ensuring 100% safety.

ALL PRICES INC VAT

R.C.S. PRODUCTS (RADIO) LTD.
(Dept. P.W.)
36 Raymond Ave., South Woodford
London, E18 2HG

YES, YOU'VE GOT THE WHOLE WIDE WORLD IN YOUR HANDS! ALMOST UNBELIEVABLE! Think of the year 1984 and what might be produced then—now get the fantastic **ASTRAD 17** and see for yourself that the incredible Russians have done it all in **ONE**! It's the radio perfectionist's dream come true! **THIS ONE SUPERSEDES ALL EARLIER MODELS!** It will probably make your present radio seem like a "crystal set"! Complete with optional battery eliminator for both battery and mains use! We're almost giving them away at only £18.50—a mere fraction of even today's Russian miracle price! We challenge you to compare performance and value with £80 radios! ***Send quickly, test on mail order 7 days approval, from receipt of goods, refund if not delighted. Or call. Volume controlled from a whisper to a roar that would fill a hall! Much wider band spread, for absolute "pin-point" station selection!** Plus "MAGIC EYE" tuning level indicator for ultra perfect tuning sensitivity! Yes, the Russians have surpassed themselves, proving again their fantastic ability in the field of electronics and brilliantly reflecting their advanced micro-circuitry techniques in the field of spaceship and satellite communications. Yes, **EVERY WAVEBAND** instantly at your fingertips including Standard Long, Medium, Short and Ultra Short Waves to cover the four corners of the earth during 24 hours a day including all normal transmissions, VHF/FM/USW, AM/LW, LW, SW, gets, locally, local and new stations, not just operational, and messages from all over the world! **Expensive TURRET TUNER** side control waveband selection unit (as used on expensive T.V.'s!). Every waveband clicks into position giving incredible ease of station tuning! Genuine push-pull output! ON/OFF volume and separate Treble and Bass tone controls for utter perfection of reproduction and tone! **Press-button dial illumination!** Take it anywhere—runs economically on standard batteries (obtainable everywhere) or all over the world! battery eliminator from 220/240V AC mains supply. Internal ferrite rod aerial plus built-in "rotatable" telescopic aerial extending to 39 in approx. It's also a fabulous **CAR RADIO**. Can also be used through extension amplifier, tape recorder or public address system. **SIZE 13in x 10in x 4in** overall approx. Magnificently designed, in highly polished cases. Made to give years of perfect service. Purer & sweeter tone than ever. (U.K. service facilities & spares available for years & years to come, if ever necessary!). With **WRITTEN GUARANTEE**, manual with simple operating instructions & circuit diagram. **PLUS ultra sensitive earphone** for personal listening. **ONLY £18.50** (with mains/battery eliminator £2.25 extra) **BOX, POST, ETC. 45p. NO MORE TO PAY! *BUT WAIT, for only 75p extra you get the sensational "COMPUTERISED" WORLD TUNING GUIDE** (it enables you to zone & time in a flash for transmissions the whole world over—even a child can do it in a flash—it even lets you know when to tune into the U.K. when abroad. **NO GUESSING! NO MESSING!**) **PLUS Standard "longlife" batteries** and Converter Plug. (Sorry—We cannot change these new radios for any earlier model purchased.) Send quickly to Uxbridge Road address, or call at either Store. **BUT HURRY! SHOPERTUNITIES SAVE YOU £££'s and £££'s.**

THOUSANDS of MILES REDUCED to INCHES?
LATEST RUSSIAN RADIO TECHNOLOGY SHRINKS THE WORLD! COMPUTERISED?

THIS FANTASTIC EARTH-SHRINKER **BRAND NEW FABULOUS ASTRAD 17**
PORTABLE RADIO & COMMUNICATIONS RECEIVER
WORLD WIDE RECEPTION & TRANSMISSIONS FROM IN THE FOUR CORNERS OF THE EARTH!



MAGIC EYE tuning level indicator
YES, 24,901 miles SHRUNK TO ONLY 13" x 10" x 4 1/2" inches approx!

28 TRANSISTORS AND DIODES! WAVEBANDS:
STANDARD LONG and MEDIUM Plus 5 SHORT WAVEBANDS Plus ULTRA SHORT WAVES (V.H.F. AM, FM, MW, LW, USW.)

***MUST YOU PAY UP TO £80?**
FIRST TIME EVER! *NOW AVAILABLE WITH fabulous "COMPUTERISED" WORLD TUNING GUIDE! NO MORE GUESSWORK. INSTANT DATA at your finger tips — enables you to ZONE & TIME IN A FLASH for transmissions the world over!

THIS OFFER ONLY FROM US!

BATTERY MODEL £18.50 **BOX POST ETC. 45p**
MAINS/BATTERY ELIMINATOR £2.25 extra

BUY ONE FROM US! SAVE £23.03 NOW!
Fabulous BRAND NEW SOLID STATE **This equipment's got EVERYTHING!**



BATTERY/MAINS AC Combined V.H.F AM/FM RADIO AND CASSETTE TAPE RECORDER & PLAYER

WITH REMOTE CONTROL MICROPHONE
RECOMMENDED RETAIL PRICE £44
OUR PRICE £20.97 **CARR. ETC. 50p**

Shopertunities "thunder" ahead with an offer that's **FANTASTIC** (even by our standards!). We've snapped up 500 magnificent machines. Latest sensation in the world of sound! First-class makers! Fabulous **V.H.F. AM/FM Radio AND Cassette Tape Recorder & Player** combined & it also runs off standard batteries or mains. (Simply plug in the 220/240V AC line cord. Record and play back anything, anywhere! **IMPORTERS RECOMMENDED RETAIL PRICE £44** **WE OFFER AT UNDER HALF PRICE!** Wonderful features: * Press-button Keyboard Control Panel or latest **MASTER SWITCH CONTROL!** * "MAGIC EYE" Visual Battery check/recording level indicator or built-in automatic Leveller! * Separate **ON/OFF** and **HI-LO** volume controls! * Heavy duty built-in speaker! * Earphone (for personal listening or "monitoring") and extension speaker sockets! * Remote control microphone! * Built-in swivel telescopic extension aerial (24in. approx.)! Magnificently made case with carry handle. **(DESIGNS VARY SLIGHTLY.)** Takes standard 30, 60, 90 or 120-minute Cassette Tapes, obtainable everywhere. **AND** the amazing built-in full circuit **V.H.F. AM/FM Radio** gives you superb clarity of tone, incredible station selection. Unique rotating Station Selector Dial—gets, locally, local city and regional stations in every part of the country, plus B.B.C. National V.H.F. Picks up dozens of foreign stations. Fabulous in your car! You could pay £££'s more for a Car Radio or Car Cassette player **ALONE!** £20.97, carr. etc., **50p—NO MORE TO PAY!** Complete with simple instructions, remote control microphone with on/off switch and microphone stand. **WITH WRITTEN GUARANTEE.** Send quickly, test on mail order 7 day approval from receipt of goods, refund if not delighted. Or call **BONUS** **OFFER**—Car Radio and Cassette Tape 28p extra if required. Callers: **ACCESS & BARCLAY CARDS ACCEPTED AT BOTH STORES.**

SHOPERTUNITIES LTD.

FIRST TIME EVER! SAVE £16.02!
BRAND NEW AC/DC BATTERY/MAINS



Cassette TAPE RECORDER & PLAYER **FIRST CLASS MAKERS**

With remote control microphone.
WE COULD CHARGE UP TO £26.97!
OUR PRICE £10.95 **POST ETC. 50p**

THE ONE STEP FORWARD EVERYONE HAS WAITED FOR! NOW a superb de-luxe portable **BATTERY/MAINS** tape recorder and player—and incredible Shopertunities bring it to you for **ONLY £10.95**. Due to our cut price we cannot name first-class makers—but rest assured you're getting one of the **BEST!** **Expensive "PIANO KEYBOARD" CONTROL PANEL** (or latest **MASTER SWITCH** control) and **AUTOMATIC LEVEL CONTROL**. No fiddling with awkward tape and reels, just "slap-in" a cassette and off you go! (Takes 30, 60 or 90 minute standard cassette tapes obtainable everywhere.) Amazing performance ensures perfect tapings and superb reproduction! Remote control microphone. **Rapid Rewind!** Fast forward! Beautiful duccio! Remote control microphone. **AND 220/240V AC mains.** Separate jacks for remote control microphone, etc. Size 9 1/2in x 5in x 2 1/2in approx. Design can vary slightly. With carry handle. **WRITTEN GUARANTEE** and full instructions. (Importers recommended selling price £26.97) **OUR PRICE ONLY £10.95, post, etc. 50p. NO MORE TO PAY!** *Send quickly, test on mail order 7 days approval from receipt of goods—refund if not delighted. **BONUS OFFER**—Cassette tape, Standard batteries and microphone stand 55p extra, if required.

Order by post to Uxbridge Road address or call at either store. Bargains galore at both stores. **(COMMERCIAL TRAVELLERS PLEASE NOTE: Merchandising office at Holborn Store.)**

Dept. EE/NC/26, 164 **UXBRIDGE RD.** (facing Shepherds Bush Green). LONDON W12 8AG. (Thurs. 1, Fri. 7). Also at 37/39 HIGH HOLBORN (opposite Chancery Lane), LONDON W.C.1. (Thurs. 7 p.m.), **BOTH OPEN MON. TO SAT. 9 A.M. TILL 6 P.M.**



"I MADE IT MYSELF"

Imagine the thrill you'll feel! Imagine how impressed people will be when they're hearing a programme on a modern radio you made yourself.

Now! Learn the secrets of radio and electronics by building your own modern transistor radio!

Practical lessons teach you sooner than you would dream possible.

What a wonderful way to learn - and help qualify yourself for a new, better-paid career! No dreary ploughing through page after page of dull facts and figures. With this fascinating Technatron Course, you learn by building!

You build a modern Transistor Radio... a Burglar Alarm. You learn Radio and Electronics by doing actual projects you enjoy - making things with your own hands that you'll be proud to own! No wonder it's so fast and easy to learn this way. Because learning becomes a hobby! And what a profitable hobby. Because opportunities in the field of Radio and Electronics are growing faster than they can find people to fill the jobs!

No mathematics, no soldering - yet you learn faster than you ever dreamed possible.

Yes! Faster than you can imagine, you pick up the technical know how you need. Specially prepared step-by-step lessons show you how to: read circuits - assemble components - build things - experiment. You enjoy every minute of it!

You get everything you need. Tools. Components. Even a versatile Multimeter that we teach you how to use. All included in the course AT NO EXTRA CHARGE! And this is a course anyone can afford. You can even pay for it in easy payments - in fact you could make extra cash from spare-time work when you've turned yourself into a qualified man through B.I.E.T. training.

So fast, so easy, this personalised course will teach you even if you don't know a thing today!

No matter how little you know now, no matter what your background or education, we'll teach you. Step by step, in simple easy-to-understand language, you pick up the secrets of radio and electronics.

You become a man who makes things, not just another of the millions who don't understand. And you could pave the way to a great new career, to add to the thrill and pride you receive when you look at what you have achieved. Within weeks you could hold in your hand your own powerful radio. And after the course you can go on to acquire high-powered technical qualifications, because B.I.E.T.'s famous courses go right up to City & Guilds levels.

Send now for FREE 76 page book - see how easy it is - read what others say!

Find out more now! This is the gateway to a thrilling new career, or a wonderful hobby you'll enjoy for years. Send the coupon now. There's no obligation.

POST TODAY FOR FREE BOOK

TO: BRITISH INSTITUTE OF ENGINEERING TECHNOLOGY QH BPW48
Aldermaston Court, Reading RG7 4PF

Yes, I'd like to know more about your course. Please send me free details - plus your big, 76-page book that tells about all your courses.

NAME

ADDRESS

AGE

BIET

BRITISH INSTITUTE OF ENGINEERING TECHNOLOGY

ALL PRICES INCLUDE VAT

BARGAIN PARCELS 14b at £1.60 plus 35p p.p.: 28lb at £3.00 plus 57½p p.p.: 56lb at £4.95 plus £1.37½ p.p. Contain pots. Res. Valves. Diodes Tagboards. Chassis. Valveholders, etc. Good value save ££s. Lucky Dip Service.

FANTASTIC BARGAIN. New 6 inch tubes. E450 4 B 16 4VH. medium Persistence, green. Ideal scope tube.

Also 7BP7. All unused as new. Price £1.55 post paid.

NEW HEAVY COAX CABLE dia. 1/4" 70 ohms approx. 50ft. lengths £1.55. p. & p. 32½p. 100 ft. lengths £2.97. p. & p. 55p.

AERIALS. New Condition Whip Type. 4ft. 22p. 11ft. 82½p. all collapsible type. P. & p. 4ft. 10p. 11ft. 15p. New bases on adjustable clamp for the above, 67½p. p. & p. 27½p.

CRYSTALS AS NEW. Hc 6u; 5,030; 4,945; 4,875; 4,840; 4,795; 4,580; 4,660; 4,520; 4,510; 2,295 Kc/s. 55p each plus 8p p.p.

TRANSISTOR BOARDS—consisting of transistors, diodes and resistors etc. Long leads. Good value 12 for £1.00 (min. order) P. & P. 25p. Quotations for quantity.

OUR SELECTION OF 6-Ex. Equ. METERS consisting of 3in., 2½in., 2in. mill amps, volts, amps. Mixed at the bargain price of £2.20 P. & P. 27½p. minimum order of six.

AERIAL POLES 4ft high 2" in diameter push-in type as new 75p each p. & p. 25p each minimum four.

AERIAL MAST POLES approx. 5ft high 2" dia. Interlocking ends. Minimum order three. New condition, £1.10 each section. Carriage 37½p each section. 1" 75 ohms Coax in 50ft coils with BNC plugs good condition. Price £1.10 + 32½p p.p.

AS NEW 500ua PENNY SIZE METERS complete with jack plug price £1.10 each, p. & p. 10p.

COMMUNICATION RECEIVER PCRS price £10. post paid. PCR No. 2 6 to 22 Mexs.

C.W.O. CARRIAGE CHARGES MAINLAND ONLY

WOULD CUSTOMERS PLEASE ENSURE THAT ALL ORDERS ARE PRINTED IN BLOCK CAPITALS AND INCLUDE YOUR ADDRESS.

A. H. THACKER & SONS LTD.
Radio Dept., High Street, Cheslyn Hay, Nr Walsall, Staffs.

SPARKRITE MK II

ELECTRONIC IGNITION KIT

COMPRISES

Everything—
Ready Drilled Case and Metalwork, Cables, Coil Connectors, Silicon Grease, Printed Circuit Board, 5 year guaranteed components and a full 8-page instruction leaflet.

WHEN COMPLETE THE UNIT CAN BE FITTED TO YOUR CAR IN ONLY 15 MINUTES USING THE STANDARD COIL AND CONTACT BREAKER POINTS: TO GIVE YOU—

Instant all weather starting, Up to 20% fuel saving, Longer battery life, Higher top speed, Faster acceleration, Spark plugs last about five time longer, Misfire due to contact breaker, bounce electronically eliminated, Purer exhaust emission resulting in less air pollution, Contact breaker burn eliminated.

Suitable for all petrol engines up to 8 cylinders

PRICE ONLY £12.65

Ready Built Unit £14-85
Unit for Motor Cycles with twin coils and twin C.B. Points £19-80 (prices include VAT and post & packing)
(NOT AVAILABLE IN KIT FORM)

Please state whether Positive or negative earth units are required when ordering.


SEND FOR YOUR UNIT OR FULL BROCHURE NOW

FROM ICE ELECTRONIC SYSTEMS DEPT P.W. 114 PARK FARM ROAD BIRMINGHAM B43 7QH

SPECIAL OFFER

SPECIAL OFFER

SAVE 50p ON A S-DeC
SAVE 75p ON A T-DeC
OR TAKE HOME A FREE ZIPPY INSTEAD



DeCs

Take this chance to get the Worlds largest selling solderless modular breadboards at a special New Year offer price.

- Solderless
- Component wires just push in
- Modules link together
- FREE control panel with each DeC
- S-DeC 70 contact points
- T-DeC 208 contact points
- T-DeC accepts standard IC's with adaptor

ZIPPY CABINETS—THE NEW ROBUST ECONOMICAL ENCLOSURES FOR YOUR PROJECTS


- ROBUST
- EASY TO MACHINE AND DRILL
- ATTRACTIVE FRONT PANEL
- FIXING SCREWS SUPPLIED
- ALL WALLS CONTAIN SLOTS FOR PRINTED CIRCUIT BOARDS

TP1	80mm x 50mm x 30mm
TP2	105mm x 65mm x 40mm
TP3	155mm x 90mm x 50mm
TP4	210mm x 125mm x 70mm

50p
75p
99p
£1.50

all prices plus VAT.

ZIPIES



TP4

TP3

PT2

TP1



*in case of
difficulty
send your
name
address,
requirements
plus payment to*

PB PRODUCTS LTD.
Rosemount House,
14 Lambert Cross,
Saffron Walden,
Essex

Telephone: Saffron Walden 7824

SPECIAL OFFER VOUCHER


Take this Voucher to your stockist. This entitles you to **SAVE 50p** on an S-DeC
Either purchase one S-DeC for **£1.30** instead of £1.80 or
take one S-DeC for **£1.80** plus a FREE TP1 Zippy Cabinet.

SAVE 75p on 1 T-DeC

Either purchase one T-DeC for **£2.55** instead of £3.30
or take one T-DeC for **£3.30** plus a FREE TP2 Zippy Cabinet

All prices subject to additional 10% for VAT.

"SLO-SYN" 3-LEAD SYNCHRONOUS STEPPING MOTOR



Type SS15. These fine motors are easily reversed, starting and stopping in less than 5° without electrical or mechanical braking. Simple relay circuit can be applied to give DC., to winding for a maximum holding torque of 300oz/in with 35v at 0.35 amps through winding. For AC. (synchronous) operation at 120v., 50Hz. Speed 60 rpm at 60Hz., 72 rpm. STEPPING. Holding torque at 50 steps per second—100 oz/in. Can be wired to give 100 or 200 steps per revolution with accuracy of 0.1° per step non-cumulative. Torque characteristics can be modified by simple R.C. circuits. Dimensions: dia. 4", body length 4 1/2", spindle length 2 1/2" x 1/8" dia. Weight 6 1/2 lbs. BRAND NEW in maker's packing. Offered at less than 1/2 maker's price. **OUR PRICE ONLY £15**

MAINS SOLENOID by MAGNETIC DEVICES LTD.
A beautifully constructed solenoid at half normal price. A 2-sided bracket is incorporated for vertical or horizontal mounting. Size: 2" x 1 1/2" x 1 1/2". Pull is approximately 2lbs. plunger travel 1 1/2". Fixing eye takes up to 1/2" bolt, plunger non-captive. NEW in original maker's boxes. £1.20. P. & P. 20p. Large number available, special price for quantity.



SMITHS RINGER-TIMER
Reliable 15 minute times, spring wound (concurrent with time setting) 15 x 1min divisions, approximately 1/2" between divisions. Panel mounting with chrome bezel 3 1/2" dia. £1.40. 15p P. & P.

KNOWLE (U.S.A.) MINIATURE MICROPHONE CAPSULES
Impedance approx. 200Ω, output 60 or 80 DB at 1 Kc. As used in deaf aids, bugging devices, etc. Size (60 DB) 7/32" x 5/32" x 1/8"; (80 DB) 3/4" x 5/32" x 1/8". Equipment, all tested. £1.20 each. P. & P. FREE.


MAINS SOLENOID

This little unit gives vertical lift of approximately 1" through hinged "e l b o w". Bracket incorporates 2 fixing screws. Length of arm. 2 1/2". 240V AC. Pull at coil is approximately 1lb. £1. FREE P. & P. Special quotes for quantities.



SOLENOIDS by WESTOOL

240AC type MM6. 3lb. pull. 2 1/2" x 1" x 1 1/2". Travel 1". 90p each. P. & P. 10p.
240AC type MM4. 2lb. pull. 1 1/2" x 1 1/2" x 1". Travel 3/4" 70p each. P. & P. 10p. Quantity discounts: 10-50 10%, 50 upwards 25%.



OPEN FRAME SHAVED pole GEARED MOTORS

(Dural gear case)
240 AC. 28rpm. NEW HIGH TORQUE, approx. overall size: 3 1/2" x 3 1/2" x 2 1/2" + spindle 1/2" dia. as illustrated. £2.70. P. & P. 30p. Similar to above, 19rpm. £2.70. P. & P. 30p. 110rpm with pressed steel gear case (similar to above but slightly smaller), £2.70. P. & P. 30p.



NORPLEX

The famous American fibre-glass copper-clad laminate. Finest quality with woven glass base of Epoxy-resin. Excellent Mech. and Elec. conductive properties. Heat resistant. Ideal for P.C.'s etc. THIS IS A SPECIAL PURCHASE AND ONLY AVAILABLE WHILE STOCKS LAST! Sizes: 12" x 12"; 24" x 12"; 24" x 24"; FULL SHEET 43" x 37" (11 sq. ft.). Single-sided Copper with thickness of 1/32", 3/64", 3/32". Also double-sided 1/32", 1/16", 3/32", £1 per sq. ft. Cut sizes (1-10 sq. ft.) 25p. P. & P. Full Sheet £8 each. Carr. £1 for 1st sheet plus 25p each additional sheet.


SILVANIA MAGNETIC SWITCH

Now complete with reference magnet!

A magnetically activated switch, vacuum sealed in a glass envelope. Silver contacts, normally closed. Rated 3amp at 120v. 1 1/2amp at 240v. Size: (approx.) 1 1/2" long x 1/2" dia. Ideal for burglar alarms, security systems etc., and wherever non-mechanical switching is required. 10 for £2.10; P. & P. 15p. 50 for £8; 100 for £16.50. FREE P. & P. over 10.



AMPEX 7.5v. D.C. MOTOR



This is an ultra precision tape motor designed for use in the AMPEX model AG20 portable recorder. Torque 450GM/CM. Stall load at 500ma. Draws 60ma on run. 600rpm ± speed adjustment. Internal AFRR suppression. 1/2" dia. x 1" spindle, motor 3/8" dia. x 1 1/2". Original cost £16.50. OUR PRICE £3.30. P. & P. 25p. Large quantities available (special quotations). Mu-metal enclosure available 75p each. FREE P. & P.

ALL PRICES NOW INCLUDE V.A.T. UNLESS OTHERWISE STATED

All items are NEW and UNUSED. Postal or carriage charges are for Gt. Britain only. We welcome orders from established companies, educational depts., etc. All orders under £2.50 C.W.O., please. Company orders under £2.50, surcharge 60p unless C.W.O.

ELECTRO-TECH COMPONENTS LTD.

315/317, EDGWARE ROAD, LONDON, W2.
Tel: 01-723 5667 01-402 5580



become a RADIO-AMATEUR!

learn how to become a radio-amateur in contact with the whole world. We give skilled preparation for the G.P.O. licence

free! Brochure, without obligation to:

BRITISH NATIONAL RADIO & ELECTRONICS SCHOOL P.O. Box 156, JERSEY

NAME:

ADDRESS:

WB24

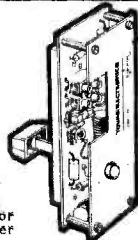
BLOCK CAPS please

Dimmit range of light dimmers

Illustrated is the popular PMSD1000 module. A 1000W professional quality dimmer, linear operation, interference suppression, 60mm slider range; size 12 x 5 x 4 cm. Ideal for low cost stage and disco lighting. Used by schools, theatres, studios, etc. Complete with scale plate, fixing screws and full instructions, £3.50 inc. VAT, add 10p P. & P. Also available in 2kW, with separate heatsink.

The Dimmit range includes standard wall mounting models for home and office, etc. Professional modules for use on lamps, heaters, motors etc. Rotary and Slider control versions. Ratings: 1,000W, 2,000W.

YOUNG ELECTRONICS Mail Order Dept.
54 Lawford Road, London NW5 2LN. Telephone 01-267 0201



BAKER 12" MAJOR £9-90

30-14,500 cps. Double cone woofer and tweeter loudspeaker. Baker ceramic magnet assembly, flux density 145,000 gauss. BASS RESONANCE 40 cps 20 watt RMS.

MAJOR MODULE KIT £12-50

30-17,000 cps. woofer, tweeter, crossover and baffle as illustrated. Size 19in x 13in.

NOTE—When ordering state 3 or 8 or 15 ohms.

BAKER LOUSPEAKERS 100% BRITISH MADE

Regent 18 in. 15W £8-80	Super 12 in. 20W £12-80	New Group 50/12
Major 18 in. 80W £9-90	Group 25 18 in. 25W £5-80	18 in. 50W £17-60
Deluxe 18 in. 15W £11-00	Group 25 12 in. 25W £9-90	80-18,000 cps

BAKER LOUSPEAKER CO., BENSHAM MANOR PASSAGE
THORNTON HEATH, SURREY Tel. 01-684 1665
ALL PRICES INCLUDE V.A.T. HI-FI ENCLOSURE PLANS 42p

Write the Specification of your perfect iron

and compare it with an Antex

*low leakage and
Precision for delicate
equipment
Interchangeable Bit
Iron-coated
large*

MODEL X25 Soldering Iron 220-240 or 100-120 Volts. The leakage current of the NEW X25 is only a few micro-amps and cannot harm the most delicate equipment even when soldered "live". Tested at 1500v. A.C. This 25 watt iron with its truly remarkable heat-capacity will easily "out-solder" any conventionally made 40 and 60 watt soldering irons, due to its unique construction advantages. Fitted long-life iron-coated bit 1/8". 2 other bits available 3/32" and 3/16". Totally enclosed element, ceramic and steel shaft. Bits do not "freeze" and can easily be removed. **PRICE £2.05** (rec. retail) P & P 10p. Suitable for production work and as a general purpose iron.

MODEL CCN
220 volts or 240 volts. The 15 watt miniature model CCN also has negligible leakage. Test voltage 4000v. A.C. Totally enclosed element in ceramic shaft. Fitted long-life iron-coated bit 3/32". 4 other bits available 1/8", 3/16", 1/4" and 3/64" including Heat Shield. **PRICE £2.48** (rec. retail) P & P 10p.




MODEL C Miniature 15 watt soldering iron fitted 3/32" iron-coated bit. Many other bits available from 3/64", to 3/16". Voltages 240, 220, 110, 50 or 24. **PRICE £2.05** (rec. retail) P & P 10p.




MODEL G 18 watt miniature iron, fitted with long-life iron-coated bit 3/32". Voltage 240, 220 or 110. **PRICE £2.26** (rec. retail) P & P 10p.




MODEL SK.2 KIT
Contains 15 watt miniature iron fitted with 3/16" bit, 2 spare bits 5/32" and 3/32" heat sink, solder, and "How to Solder" booklet. **PRICE £3.25** (rec. retail) P & P 10p.



MODEL SK.1 KIT
Contains 15 watt miniature iron fitted with 3/16" bit, 2 spare bits 5/32" and 3/32", heat sink, solder, stand and "How to Solder" booklet.




PRICE £3.48 (rec. retail) P & P 12p.



MODEL MLX KIT
Battery operated 12v. 25 watt iron fitted with 15" lead and 2 heavy clips for connection to car battery. Packed in strong plastic wallet and with booklet "How to Solder". **PRICE £2.54** (rec. retail) P & P 12p.

ST3 Stand - This stand is made from high grade insulation material with a chromium plated strong steel spring. It is suitable for all models and replaces all previous stands. The two sponges at the side which are easily replaceable, serve to keep the soldering bits clean. Spare bits can be accommodated as shown on the illustration. **PRICE: £1.00** (rec. retail) P & P 10p.



ALL PRICES include VAT at 10%

A N T E X

Please send the following:

Please send the ANTEX colour catalogue

From radio or electrical dealers, car accessory shops or in case of difficulty direct from:
**ANTEX LTD. FREEPOST
PLYMOUTH PL1 1BR**
(no stamp required) Tel 0752 67377.

I enclose cheque/P.O./Cash (Giro No. 258 1000)

NAME _____

ADDRESS _____

PW2

POWER SUPPLY UNITS

AC-DC & DC-DC

Different Voltages
All English make
Fully Guaranteed
for parts & labour

AC.601 240V A.C. INPUT
OUTPUTS 3V, 4.5V, 6V, 7.5, 9V & 12V D.C.
MAX. CURRENT 500mA

AC.301 INPUT 240V A.C.
OUTPUT 6V, 7.5V, 9V D.C.
MAX. CURRENT 500mA

AC.201 INPUT 240V. A.C.
OUTPUT 9V & 12V. D.C.
MAX CURRENT 1 AMP

AC.105 INPUT 240V A.C.
OUTPUT 12V
MAX. CURRENT 6 AMP

AC.101 INPUT: 240V A.C.
OUTPUT 6V OR 7.5V or 9V
MAX CURRENT 500mA

DC.301 FULLY STABILIZED
INPUT: 12V D.C.
OUTPUT 6V, 7.5V & 9V D.C.
MAX CURRENT 500mA

DC.101 Suitable to use from Car cig. lighter,
INPUT: 12V DC
OUTPUT 7.5V or 9V DC
MAX CURRENT 500mA

NORMAN ROSE (ELECTRICAL) LTD.,

Head Office:
"Norman House"
8 St. Chad's Place
London WC1X 9HJ
Telephone: 01-837 9111/3

Birmingham Branch:
29 Constitution Hill
Birmingham 19
Telephone: 021-236 4710

Manchester Branch:
25/27 Harkness St Ardwick
Manchester M12 6DS
Telephone: 061-273 1498

Bradford Branch:
10 Sackville Street
Bradford, Yorkshire
Telephone: 0274 26104

D.I.Y. ELECTRONIC ORGAN KITS

*In use throughout
the world by
professionals*



★ Portable—4 octave keyboard with 10 voices, 3 pitches—vibrato, £145.29. ★ Console—5 octave keyboard with 10 voices, 3 pitches. Keyboard can be split into solo and accompaniment. Vibrato, built in amplifier and speaker £250.93. ★ Console—2 x 4 octave keyboards and 13 note pedal board, 29 voices. Vibrato, Delay Vibrato, Sustain, Reverberation, Percussion, Wah Wah, £406.00. ★ Console—2 x 5 octave keyboards and 32 note pedal board, 32 voices. Vibrato, Delay Vibrato, Sustain, Reverberation, Percussion, 3 Couplers, etc., at £572.55.

V.A.T. please add 10%—show separately on order.


All components can be bought separately. Send 50p for 24-page catalogue which includes details of specialised components plus free vouchers worth 50p.

Also available—WIRELESS WORLD SOUND SYNTHESIZER KITS complete with reprinted instructions.

ELVINS ELECTRONIC MUSICAL INSTRUMENTS

12 Brett Road, Hackney, London, E.8. Tel: 01 986 8455
8 Putney Bridge Rd., London, SW18 1HU. Tel: 01 870 4949

DABAR MN3 MIXER KIT



INTRODUCING THE NEW DABAR MINI THREE CHANNEL MIXER KIT WITH THE FOLLOWING FEATURES:

- ★ Three inputs easily adjustable to suit users input requirements, e.g. Mic., Tape, Disc., etc.
- ★ Uses advanced design with five integrated circuits.
- ★ Slider fader volume controls mount directly on P.C. board.
- ★ Full range bass and treble controls.
- ★ Guaranteed top grade components with fibreglass printed circuit board, ready-drilled and tinned.
- ★ Battery operated (2 x PP3) not supplied with kit.
- ★ Easy to follow assembly instructions (available separately 25p).
- ★ Attractive ready punched facia plate, available at extra cost, gives that professional finish to the unit.
- ★ Size: 9.5" x 4.8" x 2".

PRICE: KIT ONLY £11.00
FACIA PLATE £1.50
MANUAL AND ASSEMBLY INSTRUCTIONS 25p
AVAILABLE READY BUILT WITH FACIA £15.00

ALL PRICES INCLUDE V.A.T. & POSTAGE IN U.K.
S.A.E. ALL ENQUIRIES

DABAR ELECTRONIC PRODUCTS

98, LICHFIELD STREET, WALSALL, STAFFS, WS1 1UZ.

THE SPECIALISTS IN QUADRAPHONIC KITS

AVAILABLE NOW!

THE COMPREHENSIVE KIT FOR THE

P.W. Q4 PROJECT

SEND NOW FOR FULL DETAILS AND PRICES—SEE COUPON BELOW

FULLY COMPREHENSIVE HOME CONSTRUCTOR KITS AS SPECIFIED
IN PRACTICAL ELECTRONICS

P.E. RONDO

COMPLETE QUADRAPHONIC HI-FI SYSTEM

CBS SQ (TM CBS INC.) MATRIX DECODER. COMPLETE KIT

£8.00 Post Free + 80p V.A.T.
Inc. CBS Licence Fee

PRE AMPLIFIER BOARD. COMPLETE KIT

£3.00 Post Free + 30p V.A.T.

MASTER VOL./TONE/4 CH. BALANCE BOARD. COMPLETE KIT

£8.50 Post Free + 85p V.A.T.

POWER AMP. BOARD & HEAT SINKS (STEREO PAIR). COMPLETE KIT

£7.50 Post Free + 75p V.A.T.

POWER SUPPLY BOARD. COMPLETE KIT

£5.00 Post Free + 50p V.A.T.

MAIN SMOOTHING CAPACITORS (2 REQUIRED) INC. CLIPS

£0.75 Post Free + 7p V.A.T.

MAINS TRANSFORMER

£6.25 Post Free + 62p V.A.T.

CHASSIS, PUNCHED & DRILLED WITH SCREENS

£3.25 Post Free + 32p V.A.T.

WOOD CASE SURROUNDING

£1.75 Post Free + 17p V.A.T.

HARDWARE PACK

£2.00 Post Free + 20p V.A.T.

CONTROL SECTION FASCIA

£3.50 Post Free + 35p V.A.T.

SUPERB 20W QUADRAPHONIC SPEAKERS TEAK OR WHITE (Please Classify)

£42 per pair + £2 p & p

GOLDRING G101/2 Turntable LESS CARTRIDGE (Special Introductory Offer)

+ £4.40 V.A.T.

DEUSCHE ELAC STS 144/17 CARTRIDGE

£23.90 Post Free + £2.39 V.A.T.

£6.90 Post Free + 69p V.A.T.

ALL KITS ARE FULLY TO SPECIFICATION AND COMPLETE IN EVERY
DETAIL. TRADE AND EXPORT ENQUIRIES WELCOME

STUDIO ELECTRONICS

P.O. BOX 18,
HARLOW, ESSEX, CM18 6SH

Telephone HARLOW 25457 (STD 0279)

Please send me:	Please tick box	CHASSIS	<input type="checkbox"/>
CBS SQ DECODER	<input type="checkbox"/>	P.W. Q4 PROJECT Full Details	<input type="checkbox"/>
PRE AMPLIFIER BOARD	<input type="checkbox"/>	CASE	<input type="checkbox"/>
MASTER VOL. BOARD	<input type="checkbox"/>	HARDWARE	<input type="checkbox"/>
POWER AMP. BOARD	<input type="checkbox"/>	FASCIA	<input type="checkbox"/>
POWER SUPPLY BOARD	<input type="checkbox"/>	TEAK/WHITE SPEAKERS PR. T.K.	<input type="checkbox"/>
SMOOTHING CAPACITORS	<input type="checkbox"/>	W.H.	<input type="checkbox"/>
MAINS TRANSFORMER	<input type="checkbox"/>	GOLDRING TURNTABLE	<input type="checkbox"/>
		ELAC CARTRIDGE	<input type="checkbox"/>

MONEY ENCLOSED £
CHEQUE/P.O./MONEY ORDER

Block capitals please

NAME

ADDRESS

P.W.2


RSC GROUP/DISCO UNITS

PACKAGE OFFER

- Units listed below
 (a) 100w POWER AMPLIFIER
 (b) PAIR OF HI-FI HEAD-
 PHONES
 (c) MATCHING DYNAMIC
 'MIKE' (attached to h'phone)
 (d) PAIR 50 WATT SPEAKERS
 Black Rexine covered
 Cabinets Size approx.
 12" x 18" x 8"
 (e) RSC TDI DISCO CONSOLE
 (a) (b) (c) (d) **£149-95**
 & (e)

RSC TDI DISCO CONSOLE

Incorporating twin Garrard SP25 or BSR MP60 type turntables and Sonotone or Acoos Cartridges with diamond stylis. Separate Vol. controls for each turntable. Also MONITORING controls, plus Treble and Bass Controls. Separate input for 'mike' with vol. control switch. Black Vynide covered Cabinet with lid. See illustration on left
 Or Dep. 29-95 and 12 mthly pymts 85-85 (Total 290-15) **£69-95**
 Carr. 21-50



R.S.C. COLUMN SPEAKERS IDEAL FOR VOCALISTS AND PUBLIC ADDRESS
 All types 15 Ohms covered in Rexine and Vynair
 TYPE C4100 IS ALSO SUITABLE FOR BASS GUITAR OR ELECTRONIC ORGAN
TYPE C132 30-40 WATTS Fitted two exceptionally efficient, low feedback howl characteristic high flux 13" x 8" 20 watt speakers. Terms: Dep. 22-95 and 9 mthly payments 22-43 (Total 224-82) Carr. 55p
TYPE C4100 100 WATTS inc. four 12" 60 watt speakers for conservative rating. Extra heavy construction. Size approx. 58 x 16 x 10" Acoustically filled and pressurised. Terms: Dep. 215-50 & 12 mthly. pmts. 25-48 (Total 281-02). Carr. 21-50

FANE ULTRA HIGH POWER LOUDSPEAKERS

All power ratings are R.M.S. continuous. 2 YEARS' GUARANTEE
 High flux ceramic magnets. ALL CARRIAGE FREE.

'POP' 100	'POP' 60	'POP' 50
18" 100 Watt 14,000 gauss 8/15Ω	15" 60 Watt 14,000 gauss 8/15Ω	12" 50 Watt 13,000 gauss 15Ω
£25-95	£14-75	£11-99
Dep: 25-95 and 9 mthly payments 23-56 (Total 228-99)	Dep. 23-75 and 9 mthly payments. 21-50 (Total 171-25)	Dep 22-99 and 9 mthly payments 21-28 (Total 124-51) PAIR SUITABLE ALL PURPOSES

FOR BASS GUITAR, ELECT. ORGAN, ETC.

MINSTREL 8W GUITAR AMP. FANE CRESCENDO SPEAKERS

Incorporating Tremolo and 18" x 8" or 10" Speaker. Output 8 watts R.M.S. Controls: Jack Inputs for Microphone and Instrument. Mains Neon Controls: Volume, Tone, Tremolo Speed Tremolo Intensity.
 Terms: Deposit 22-75 and 9 monthly payments 22-17 (Total 223-28). **£19-95**
 Carr. free

FANE SPEAKERS 'POP' 25/2 12 in. 25 WATT
 Dual Cone 15 Ω (for uses other than Bass Guitar or Electronic Organ). Carr. free **£7-95** or Dep. 21-25 and 9 mthly payments 89p (Total 89-25)

GROUP/DISCO EQUIPMENT PACKAGE OFFERS

F.A.L. PHASE 50 MK.III AMPLIFIER PR. FANE POP 25/2 28W 1/8" SPEAKERS Terms: Deposit 27-50 and 12 monthly payments of 24-29 (Total 298-98)	289-88 215-90 £51-50 carr. 11-10
F.A.L. PHASE 50 MK.III AMPLIFIER PR. FANE POP 60 L/SPEAKERS Terms: Deposit 29-50 and 12 monthly payments of 24-88 (Total 298-08)	289-98 283-98 £59-50 carr. 11-10

OTHER PACKAGE OFFERS AVAILABLE

HIGH QUALITY LOUDSPEAKER UNITS
 ALL TWO TONE REXINE AND VYNAIR FINISH
 L125 50 WATT Fitted pair of 12" 50 watt high flux speakers for conservative rating. Impedance 8-15 ohms. Carr. 11-50
 Or deposit 23-95 and 9 monthly pmts. of 24-34. Total 242-01
 L12/20 12" 20-25 WATT 13,000 lines 15 ohms
 L12/10 10-15 Watt veneer finish cabinet 12" unit 8-15 ohm. Size approx. 14 1/2" x 9" x 8". Dep. 21-95 & 9 mthly pmts 21-06 (Total 110-79) **£37-95**
£8-25

CREDIT TERMS AVAILABLE ON PURCHASES OVER £10 (Kits Excepted) INTEREST CHARGES REFUNDED ON CREDIT SALES Settled in 3 months

FAL PHASE 50 MK.III AMPLIFIER 50 WATT.
 Solid state. 4 Separately controlled inputs Plus master vol. control. Ind. Bass and Treble Controls. Protective circuit to guard against damage from accidental shorts. Output for Speakers 3 to 30 ohms. Size 17" x 7" x 7 3/4" 200-260V. A.C. mains. Output 50 watts music rating. Or deposit 28-98 & 9 monthly payments 24-22. Total 244-91. **£39-93**

RSC PHANTOM '50' Combined 50W Amplifier and 2in. Loudspeaker.
 For Lead Guitar, Mic. Gram. Radio, Tape (Not for use with Bass instruments). Inc. 3 inputs and 2 vol. controls plus Treble, Bass and Presence. Output Jack for additional 15 ohm speaker. Attractively finished in black with silver-finished fascia and trimmings. Compact size. Fitted carrying handle.
 Terms: Deposit 28-95 and 12 monthly payments 24-97 (Total 288-59). Carr. 21-50 UK Mainland **ONLY £59-95**
 SAE for leaflet

RSC BASS-REGENT 50 WATT AMPLIFIER
 A powerful high quality all-purpose unit for lead, rhythm, bass guitar, vocalists, gram, radio, tape. Peak Output rating. Loudspeaker unit either horizontal or vertical mounting.
 ★ Two extra heavy duty 12in. 50w Loudspeakers.
 ★ Four Jack inputs and two Volume Controls for instant use of up to four pick-ups or "mikes". Bass and Treble controls. Send S.A.E. for leaflet.
 Credit Terms: Deposit 215-50 & 12 monthly payments of 25-56. (Total 282-12.) Carr. 22-50 **£72-50**

RSC GP30 HI-FI AMPLIFIER
 For Guitar, Vocal or Instrumental Group
 A 4 input, 2 vol. control Hi-Fi 30 watt unit with Separate Bass and Treble controls. Current valves. Peak output rating. Strong Rexine covered cabinet with handles. Attractive black/silver P.V.C. fascia. Neon indicator.
 For 200-250V. A.C. mains. For 3 or 15 ohm speakers. Send S.A.E. for leaflet. Terms: Deposit 24-40 and 9 monthly payments of 22-75 (Total 223-15). **£25-85**
 Carr. 75p

FAL TWIN CHANNEL AMPLIFIERS
 Solid State. 4 sep. controlled inputs plus master volume control. Individual Bass and Treble controls. Output for speakers 3-30 ohms. Protective circuitry against damage from short circuits.
FAL 'SUPER 50'
 50W ATTS MUSIC RATING **£59-50**
 Terms: Dep. 23-95 & 12 mthly payments 24-97 (Total 268-14) Post free
FAL 'SUPER 100'
 100 WATTS MUSIC RATING. Terms: Dep. 21-95 & 12 mthly payments 23-68 (Total 291-51). Prices include protective dust cover. Post free **£79-95**

R.S.C. BATTERY/MAINS CONVERSION UNITS
TYPE BML. An all-dry battery eliminator. Size 3 1/2" x 4 1/2" approx. Completely replaces batteries supplying 1-6v and 90v, to battery radio where A.C. mains 200/250v. Post 30p 50c/s is available.
ASSEMBLED READY FOR USE £4-15

FAL PHASE 100/2 AMPLIFIER
 100 WATTS MUSIC RATING. Solid State, Sep. Bass and Treble Controls. 4 separate controlled inputs plus master control. Output for speakers 3-30 ohms. Includes protective circuit against damage from short circuits. Terms: Deposit 27-86 & 12 monthly payments 26-05 (Total 290-45). **£69-85** Carr. free

R.S.C. TRANSFORMERS, L.F. CHOKES & RECTIFIERS FULLY GUARANTEED. Impregnated and Interleaved where necessary. Primaries 200-250v. 50c/s Screened

MIDGET CLAMPED TYPE 2 1/2 x 2 1/2 in.	TOP SHROUDED DROP-THRO' TYPE
250v., 60ma, 6-3v. 2a. 21-10	260-0-260v. 70ma, 6-3v. 2a., 0-5-6-3v. 2a. 21-49
250-0-250v., 60ma, 6-3v. 2a. 21-16	250-0-250v. 100ma, 6-3v. 3-5a. 21-71
	260-0-260v. 100ma, 6-3v. 2a., 0-3v. 1a. 21-75
	350-0-350v. 80ma, 6-3v. 2a., 0-5-6-3v. 2a. 21-81
	260-0-260v. 100ma, 6-3v. 4a., 0-5-6-3v. 3a. 22-45
	300-0-300v. 100ma, 6-3v. 4a., 0-5-6-3v. 3a. 22-45
	300-0-300v. 130ma, 6-3v. 4a., c.t. 6-3v. 1a. 22-85
	Suitable for Mullard 610 Amplifier. 22-85
	350-0-350v. 100ma, 6-3v. 4a., 0-5-6-3v. 3a. 22-45
	350-0-350v. 160ma, 6-3v. 4a., 0-5-6-3v. 3a. 22-85

FILAMENT OR TRANSISTOR POWER PACK
 Type 6-3v. 1-5a. 55p; 6-3v. 2a. 60p; 6-3v. 3a. 85p; 6-3v. 6a. 145; 12v. 1a. 61p; 12v. 3a. or 24v. 1-5a. 21-50; 0-9-18v 1 1/2a. 21-95; 0-12-25-42v 2a 21-95.

HUGE DISCOUNTS

ON LEADING BRAND TAPE AND TURNTABLE UNITS

ALL PRICES INCLUDE V.A.T

FULL LABOUR & MATERIAL GUARANTEES FOR 12 MONTHS

CREDIT TERMS AVAILABLE
Minimum Deposit 10%

Prices shown correct at time of going to press

- AKAI 4000DS Tape Unit £69.95 (Rec. Price £97.50) Carr. £1
- AKAI 1721L Tape Unit £72.95 (Rec. Price £104.50) Carr. £1
- AKAI CR81D Tape Unit £58.95 (Rec. Price £84.10) Carr. £1
- GOLDRING GL72 T/Table & P.U. £29.95 (Rec. Price £37.29) Carr. 75p
- Or for £3 extra Goldring G800 Cartridge worth over £10 fitted to above unit.
- GOLDRING GL75 T/Table P.U. £34.50 (Rec. Price £47.19) Carr. 85p.
- Or for £3 extra Goldring G800 Cartridge worth over £10 fitted to above unit.
- BSR MP60 T/Table & P.U. £9.95 (Rec. Price £14.95) Carr. 40p
- T/TABLES with MAGNETIC CARTRIDGE; PLINTH & COVER
- GARRARD SP25 with G800 £17.95 SPECIAL PRICE (Carr. £1)
- BSR MP60 with G800 £17.95 SPECIAL PRICE (Carr. £1)
- BSR HT70 with G800 £23.95 SPECIAL PRICE (Carr. £1)
- GARRARD AP76 with G800 £28.95 SPECIAL PRICE (Carr. £1)
- LEAK DELTA 30 Amplifier £49.95 (Rec. Price £76.89) Carr. 40p
- LEAK DELTA 70 Amplifier £59.95 (Rec. Price £94.49) Carr. 45p
- LINEAR 202 10 + 10W,, £29.95 Carr. 54p

RSC G66 MkII 6x6 WATT high quality STEREO AMPLIFIER

Individual Ganged Controls: Bass, Treble, Volume and Balance. Printed circuit construction employing 10 Transistors plus Diodes. Output rating I.H.F.M. Frequency range 20-20,000 c.p.s. Bass Control ± 12db. Treble Control ± 13db. Selector switch for P.U. or Tape/Radio. For loudspeaker output impedances of 3 to 15 ohms. For standard 200-250v. A.C. mains operation. Attractive Black and Silver finished metal fascia plate and matching control knobs. COMPLETE KIT OF PARTS INCLUDING FULLY WIRED PRINTED CIRCUIT and COMPREHENSIVE WIRING DIAGRAMS & INSTRUCTIONS £12.65 Carr. 40p

Or FACTORY BUILT IN TEAK VENEERED CABINET as illustrated £16.50 or dep. £2.60 and 9 monthly payments £1.88 (Total £18.97).



AUDIOTRINE HIGH FIDELITY SPEAKERS

Heavy construction. Latest high efficiency ceramic magnets. Plasticoised Cone surround. "D" indicates Tweeter Cone providing extended frequency range up to 18,000 c.p.s. Impedance 3 or 8-15 ohms. PLEASE STATE CHOICE.

Exceptional performance at low cost.

HF608T	8"	10W	£8.98	HF180D	18"	15W	£5.50
HF108D	10"	10W	£8.80	HF128	12"	18W	£6.85
HF120	12"	15W	£4.95	HF180D	18"	15W	£6.86



FANE 807T HIGH FIDELITY SPEAKER

A full range 8in. 10 watt unit for excellent sound quality, in suitable enclosure. Cast chassis Roll P.V.C. cone surround and long throw voice coil to achieve very low fundamental resonance of 30 c.p.s. Tweeter cone is fitted to extend high note response. Frequency range 25 Hz to 16 KHz. Gauss 70,000. Impedance 3 or 8-15 Ω.

PLEASE STATE IMPEDANCE REQUIRED. List £4.90

MODEL 807T 8" 15w. with parasitic Tweeter. Response 25 Hz to 16 KHz. Gauss 13,000 Imp 3 or 8-15Ω. £5.50 List £9.99



DISCOUNT WAREHOUSE PRICES ON LEAK, WHARFEDALE etc. etc.

—visit your nearest RSC Hi Fi Centre

HI-FI SPEAKER ENCLOSURES MODERN DESIGN

Teak veneer finish. Acoustically lined. Sizes approx. Carr. 30p. per enc.

JES Size 16" x 11" x 9". SE8 For optimum performance with any 8in. Hi-Fi speaker. £6.50

Pressurised. Gives pleasing results with any 8in. Hi-Fi speaker. £5.50

SE10 For outstanding results with 10in. Hi-Fi spkr. Size 25 1/2 x 16 x 9in. Ported £6.75

SE12 For excellent performance with 12in. Hi-Fi speaker and tweeter. £7.95



AUDIOTRINE HI-FI SPEAKER SYSTEMS

Consisting of matched 12in. 11,000 line 15 Watt 15 ohm high quality speaker, cross-over unit and tweeter. Smooth response and extended frequency range ensure astonishingly realistic reproduction.


OR SENIOR 15 WATT INCLUDING HF126 15,000 LINE SPEAKER £7.65 Carr. 39p



R.S.C. TA6 6 Watt HI-FI AMPLIFIER

200-250v. AC mains operated. Frequency Response 30-20,000 c.p.s. —2dB. Harmonic Distortion 0.3% at 1,000 c.p.s. Separate Bass and Treble 'in' and 'out' controls. 8 input sockets for Mike, Gram, Radio or Tape. Input selector switch. Output for 8-15 ohm spkrs. Max. sensitivity 5mV Output rating I.H.F.M. Fully enclosed enamelled case, 9 1/2 x 2 1/2 x 5 1/2 in. Attractive brushed silver finish fascia plate 10 1/2 x 3 1/2 in. and matching knobs. Complete kit of parts with full wiring diagrams and instructions. £8.50 Carr. 40p.

OR FACTORY BUILT WITH 18 MONTHS' GUARANTEE £12.05



R.S.C. MkIII SUPER 30 HIGH FIDELITY STEREO AMPLIFIER

BUILD AN AMPLIFIER WORTH APPROXIMATELY DOUBLE THE KIT PRICE INCLUDING CABINET

Only high grade components by leading manufacturers


- * Push Button Selector Switching
- * Jack Socket for Headphones
- * Neon Indicator
- * Satin Silver Finish Metal Fascia
- * Solid State Circuitry
- * Twenty Silicon Transistors
- * Four Diodes, Four Rectifiers

Send S.A.E. for full descriptive leaflet.

R.S.C. STEREO FM III TUNER. in cabinet. Visually matches Super 30 Mk. III £37.50

For Magnetic or Ceramic Pick-Ups regardless of Price. Output (per channel) 15 watts RMS into 8Ω. Frequency Response 7 Hz to 70 KHz ± 1 1/2 dB.

FACTORY BUILT UNIT INC. CABINET with 12 months' guarantee. Or Dep. £7 and 9 monthly payments £4.54 (Total £47.86). £42.50



COMPLETE KIT (less cabinet). Carr. 70p. Cabinet if req. £5 extra. £22.50

'YORK' HIGH-FIDELITY 3 SPEAKER SYSTEM

★ Moderate size only 25 x 14 x 10in. approx.

★ Response 30-20,000 c.p.s. Impedance 15 ohms

★ Performance comparable with units costing considerably more Carr. 65p

COMPLETE KIT £25.25

Consists of (1) 12in. 15 watt Bass unit with cast chassis, Roll rubber cone surround for ultra low resonance, and ceramic magnet.

(2) 3-way quarter section series cross-over system.

(3) 8 x 5in. high flux middle range speaker.

(4) High efficiency tweeter. (5) Appropriate quantity acoustic damping material. (6) Handsome Teak veneered cabinet.

(7) Circuit and full instructions. Terms: Deposit £5.25 and 9 monthly payments £2.56 (Total £28.29).



NOW SIX NEW BRANCHES

BOLTON 23 DEANSGATE

COVENTRY 17 SHELTON SQUARE

DONCASTER 3 QUEENSGATE

WATERDALE CENTRE

NOTTINGHAM 19/19A MARKET ST

STOCKPORT 8 LITTLE UNDERBANK

SUNDERLAND 5 MARKET SQUARE

NEW LARGER PREMISES AT HULL, DARLINGTON, NEWCASTLE AND DERBY See Addresses



All items subject to availability. Price correct at 19.11.73 E. & O.E.

MAIL ORDERS & EXPORT ENQUIRIES TO:—

AUDIO HOUSE, HENCOFFER LANE, LEEDS, 13. Tel: Pudsey (09738) 77981.

TERMS C.W.O. or C.O.D. No C.O.D. under £1. POSTAGE 89p EXTRA UNDER £5. 89p EXTRA OVER £5 OR AS QUOTED. TRADE SUPPLIED. S.A.E. PLEASE WITH ENQUIRIES.

SUPPLIERS TO GOVT. DEPTS. H.M. FORCES. EDUCATION AUTHORITIES & HOSPITALS, Etc.

MAIL ORDERS MUST NOT BE SENT TO SHOPS

R.S.C. BRANCHES OPERATE A 5-DAY WEEK OPEN ALL DAY SATURDAY

BRADFORD 10 North Parade (Closed Wed.). Tel. 25349

BOLTON 23 Deansgate. (Closed Wed.). Tel. 35512

BIRMINGHAM 30/31 Great Western Road. Tel. 021-236 1279 (Closed Wed.).

COVENTRY 17 Shelton Square, The Precinct. Derby 97 St. Peter's Street. (Closed Wed.). Tel. 41361

DARLINGTON 19 Northgate (Closed Wed.). Tel. 88043

HI-FI CENTRES LTD.

DONCASTER 3 Queensgate, Waterdale Centre. (Closed Thurs) Tel. 229 9501

EDINBURGH 101 Leithan Rd. (Closed Wed.). Tel. 248 4158

GLASGOW 328 Argyle St. (Closed Tues.). Tel. 20505

HULL 7 Whitefriargate (Closed Thurs.). Tel. 20505

LEICESTER 32 High Street (Closed Thurs.). Tel. 56420

LEEDS 6-7 County (Mecca) Arcade, Briggate (Closed Wed.). Tel. 28852

LIVERPOOL 73 Dale St. (Closed Wed.). Tel. 236 3573

LONDON 238 Edgware Road, W.2. (Closed Thurs.). Tel. 723 1629

MANCHESTER 80A Oldham Street (Closed Wed.). Tel. 236 2778

MIDDLESBROUGH 106 Newport Rd. (Closed Wed.). Tel. 47098

NEWCASTLE UPON TYNE 24 Newgate Shopping Centre (Closed Wed.). Tel. 21469

NOTTINGHAM 19/19A Market Street (Closed Thurs.). Tel. 48088

SHEFFIELD 13 Exchange Street (Castle Mkt. Blds. (Closed Thurs.). Tel. 20716

STOCKPORT 8 Little Underbank (Closed Thurs.). Tel. 480-0777


SUNDERLAND 5 Market Sq. (Closed Wed.). Tel. 70873

MANUFACTURERS OF ELECTRONIC AND AMPLIFICATION EQUIPMENT SPECIALISTS IN QUALITY TRANSISTOR EQUIPMENT
OPEN 6 DAYS A WEEK. 9.00 a.m.-6.00 p.m.



TRANSISTOR UNIVERSAL AMPLIFICATION COMPANY LTD.
DEPT. W
163 MITCHAM ROAD, LONDON SW17 9PG
01-672 3137/9080

TUAC POWER MODULES



TP125
 illustrated
£15.25

- ★ 125 Watts RMS continuous sine wave output
- ★ 4 RCA 150 Watt 15 Amp output transistors
- ★ Special layer wound driver transformer
- ★ Short, open, and thermal overload protection
- ★ Compact size: 7 x 6½ x 3 in.

TL100
£11.50

- ★ 100 Watts RMS sine wave
- ★ 2 RCA 15 Amp output transistors
- ★ Rugged transformer driver
- ★ Full thermal overload protection
- ★ Compact size: 5 x 5 x 3in.

TL60
£9.75

- ★ 60 Watts RMS sine wave
- ★ RCA 115 Watt output transistors
- ★ Only six connections to make
- ★ Same size as TL100

Power supplies vacuum impregnated Transformers with supply board incorporating stabilised pre-amp supply:

PS 125 ±50 volts for one TP125	£8.75
PS 100 ±45 volts for one TL100	£8.00
PS 60 ±40 volts for one TL60	£6.75
PSU 2 For supplying Disco Mixer	£3.50

Specification on all three power modules:

All output power ratings ±1dB. Output impedance 8-15 Ohms. THD at full power 1% typically 0.5%. Input sensitivity 60mV into 10kΩ. Frequency response 10Hz-25kHz ±2dB. Hum and noise better than -75dB.

ALL PRICES INCLUDE V.A.T. AND POSTAGE AND PACKING
 ACCESS & BARCLAY CARDS ACCEPTED. JUST SEND US YOUR NUMBER.
 H.P. ARRANGED THROUGH PAYBONDS.



The Pictorial Method

BASIC ELECTRICITY(5vols) ELECTRONICS(6vols) TELEVISION(3vols)

You'll find it easy to learn with this outstandingly successful PICTORIAL METHOD. The essential facts are explained in the simplest language, one at a time, and each is illustrated by an accurate cartoon-type drawing. These clear and concise illustrations make study a real pleasure. The books are based on the latest research into simplified learning techniques. This easy-approach-to-learning method has proved beyond doubt that acquiring knowledge can be an enjoyable experience.

The series will be of exceptional value in training mechanics and technicians in Electricity, Radio and Electronics.

WHAT READERS SAY

They have an easy approach to learning that a mathematical idiot like myself can easily understand.
K. Y. Ashton-under-Lyme.

Thank you for the excellent publication: the best in form and type I have ever come across.
T. L. O. Shanklin.

I find the Basic Manuals the best in their class and a real help in my work in phototype electronics.
C. L. P. Cardiff.

YOUR 100% GUARANTEE

Should you be, in any way dissatisfied with the MANUALS your money will be refunded by return of post.

To The SELRAY BOOK CO., 60 HAYES HILL, HAYES, BROMLEY, KENT. BR2 7HP

Please find enclosed P.O./Cheque value £.....

BASIC ELECTRICITY 5 parts £5.30

BASIC ELECTRONICS 6 parts £6.40

BASIC TELEVISION 3 parts £3.60

Tick Set(s) required. Prices include Postage and Packing.

YOUR 100% GUARANTEE. If after 10 days examination you decide to return the Manuals your money will be refunded in full.

NAME

BLOCK LETTERS

FULL POSTAL.....


ADDRESS

POST NOW FOR THIS OFFER!



I.L.P. (Electronics) Ltd

SECOND GENERATION 25 WATT HYBRID



A brand new hybrid fabrication technique, recently perfected in our laboratories, has enabled us to achieve our latest range of completely integrated devices. We have now finally reduced the modular amplifier to a simple input/output device requiring only the addition of a basic unstabilized (split line) power supply. The HY50 takes medium power modules to their logical conclusion by incorporating with it a heatsink, which is designed in special high conductivity alloy, sufficient for normal audio use without additional chassis sinking. All this without significantly increasing the size of the module comparable in size to a packet of 'King-size' cigarettes.


Consistent with modern thinking a triple rated output circuit with a load fuse allows for peak transient response without distortion but ensures the necessary protection.

OUTPUT POWER:	SPEC.
LOAD IMPEDANCE:	25 watts RMS, 50 watts peak music power
INPUT SENSITIVITY:	4-16Ω Into 8Ω
INPUT IMPEDANCE:	Odb (0-775 volts RMS)
TOTAL HARMONIC DISTORTION:	47KΩ
SIGNAL/NOISE RATIO:	Less than 0-1% at 25 watts typically 0-05 better than 75db
FREQUENCY RESPONSE:	10Hz-50KHz ± 1db
SUPPLY VOLTAGE:	± 25 volts
SIZE:	105 x 50 x 25 mm

Price £5-40 mono, £10-80 stereo

Price inclusive of VAT & P & P

NEW HY5 PRE-AMPLIFIER



Unchallenged for two years, the HY5, our unique multifunction preamplifier/tone hybrid, has been brought into line with the advancements in our power hybrids.

Like the HY50, the new HY5 has no external components & has been redesigned to run off a split power-line with improvements in signal/noise, overload, capability & reduced distortion. The output has been increased to match the power module (Odb), and to share the same power supply.

Overall size is reduced by the use of a new thin film circuitry while the device still retains all the functions of the earlier device.

When combined with the HY50 & power supply only potentiometers are required to complete a simple mono amplifier with input & output facilities expected to be found on Hi-Fi amplifiers.

The combination of two HY5's two HY50's sharing a common power supply (PSU50) are linked by a balance control to form a complete stereo system.

INPUTS **SPEC.**

Magnetic Pick-up 3mV (within 1db RIAA curve)

Ceramic Pick-up up to 3mV

Microphone 10mV

Tuner 250mV

Auxiliary 3-100mV

Input impedance 47kΩ 1kHz

OUTPUTS

Tape 100mV

Main output, Odb (0-775volts)

ACTIVE TONE CONTROLS

Treble ± 12db at 10kHz

Bass ± 12db at 100Hz

OVERLOAD CAPABILITY (equalization stage) 40db on most sensitive input

OUTPUT NOISE LEVEL (below 10mV magnetic input) 68db

DISTORTION 0-05% at 1kHz


SUPPLY VOLTAGE ± 16-25 volts

SUPPLY CURRENT 15mA

Price £4-51 mono, £9-02 stereo

Price inclusive of VAT & P & P

POWER SUPPLY PSU50



The new PSU50 has a low profile look being only 2½ inches high and can be used for either mono or stereo systems.

SPEC.

OUTPUT VOLTAGE ± 25 volts

INPUT VOLTAGE 210-240 volts

SIZE L. 70, D. 90, H. 60 mm

Price £5-23

Price inclusive of VAT & P & P

CROSSLAND HOUSE · NACKINGTON · CANTERBURY · KENT

CANTERBURY 63218

Please note we reserve the right to substitute at our discretion updated versions of advertised designs where applicable.

ELECTROVALUE

TRANSISTORS BY SIEMENS AND NEWMARKET, ETC.

2N3055 npn silicon power	60p
AC153K npn germanium low power	37p
AC176K npn germanium low power	38p
AD161 npn germanium medium power	42p
AD162 npn germanium medium power	40p
AF139 npn germanium UHF	57p
NPN: BC107 15p, BC108 14p, BC109 18p, BC167 12p, BC168 11p, BC169 12p,	
PNP: BC177 21p, BC178 19p, BC179 22p, BC257 14p, BC258 12p, BC259 14p.	
Standard groupings available.	
BD135 npn medium power	37p
BD136 npn medium power	39p

DIODES

OA90, OA91, OA95, 6p each; OA200, 9p; OA202, 9p. Other semiconductors: AC128, 17p; AF117 34p; BF51, 20p. Full lists and technical data will be found in Catalogue. Ready now.

ZENER DIODES full range E24 values: 400mW: 2.7V to 36V, 14p each; 1W: 6.8V to 82V, 21p each; 1.5W: 4.7V to 75V, 48p each. Clip to increase 1.5W rating to 3 watts (type 266F) 4p.

TRANSFORMERS—MAINS

MT3 30V/2A plus 4 taps	£3.35
MT103 50V/1A plus 4 taps	£3.05
MT104 50V/2A plus 4 taps	£4.20
MT127 60V/2A plus 4 taps	£4.50
13TOS 13V/4A, CT	£1.38
28TOS 12 + 12V, 2-0-2V	£1.70

BAXANDALL SPEAKER KIT

As designed by P. J. Baxandall and described originally in "Wireless World." Simple to assemble, fantastically good results and a greater money saver. Carries 10 watts RMS, 15 ohms impedance. Size 18in x 12in x 10in. Complete kit, including pack-flat cabinet, **£14.90**

The size and weight of this product obliges us to charge 70p part cost of carr. in U.K.

Equaliser Assembly, **£2.30**.

Loudspeaker Unit 59RM109, **£2.45**.

Cabinet Kit (to Baxandall design), **£10.45**.

Cross-over choke included in full kit above **£1.30**.

MINITRON DIGITAL INDICATORS

30151F seven segment, filament, compatible with standard logic modules.

0 to 9, + decimal point. 9mm characters. In 16 lead DIL. Some alphabetical symbols available **£1.20**

Suitable BCD decoder driver 7447 **£1.15**

No. 3015G showing + or — and 1 and 10 dec. pt. **£1.20**

This is EV Service

GUARANTEE OF QUALITY

All goods are sold on the understanding that they conform to manufacturers' specifications and satisfaction is guaranteed as such. All items are brand new—no rejects, 'seconds' or sub-standard merchandise is offered for sale.

DISCOUNTS

are allowed on all items except those shown at NETT PRICES, as follows:

10% on orders from **£5.00** to **£14.99**.

15% on orders for **£15** or more.

FREE PACKAGE & POSTING

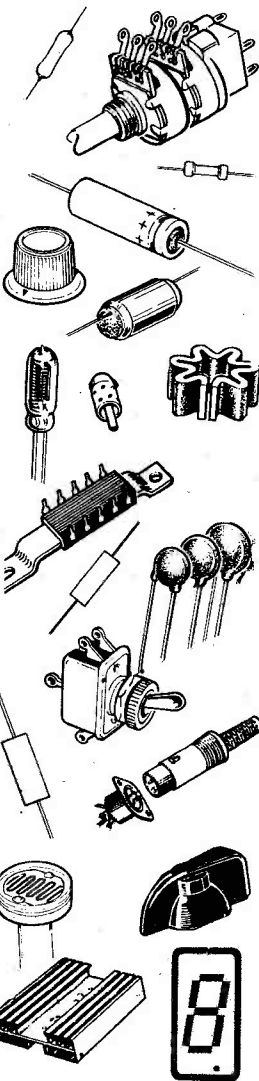
on U.K. orders (except Baxandall speaker). A surcharge of 10p is made on small mail orders under **£2.00**.

OVERSEAS ORDERS carriage and insurance charged at cost.

GIRO A/c No. 38/671/4002

Appointed Distributors for:

**SIEMENS
NEWMARKET
RADIO HM
GUEST INTERNATIONAL
SOLDERSTAT**



ELECTROLYTIC CAPACITORS

Axial Lead

Rated volt.:	3V	6.3V	10V	16V	25V	40V	63V	100V
Capacity μ F								
0.47	—	—	—	—	—	—	11p	8p
1.0	—	—	—	—	—	—	11p	8p
2.2	—	—	—	—	—	—	8p	8p
4.7	—	—	—	11p	—	—	8p	8p
10	—	—	—	—	8p	8p	8p	10p
22	—	—	—	—	8p	8p	8p	10p
47	8p	—	—	—	8p	8p	8p	10p
100	8p	8p	8p	8p	8p	10p	12p	19p
220	8p	8p	8p	10p	10p	11p	17p	28p
470	9p	10p	10p	11p	13p	17p	24p	45p
1,000	11p	13p	13p	17p	20p	25p	41p	—
2,200	15p	18p	23p	26p	37p	41p	—	—
4,700	26p	30p	39p	44p	58p	—	—	—
10,000	42p	46p	—	—	—	—	—	—

POTENTIOMETERS

ROTARY, CARBON TRACK, DOUBLE WIPE

SINGLE P20 lin. 100 Ω to 2.2M Ω 14p.

P20 log. 4.7K Ω to 2.2 Meg. 14p.

JP20 log. 4.7K Ω to 2.2M Ω , 48p.

DUAL GANG lin. 4.7K Ω to 2.2M Ω , 42p.

Dual log. 4.7K Ω to 2.2M Ω , 48p.

Log/antilog. 10K, 22K, 47K, 1M Ω only, 48p.

Dual antilog. 10K only, 48p.

Any type with 2A D.P. mains switch, 14p extra.

Only decades of 10, 22 and 47 available in ranges quoted.

DUAL CONCENTRIC DP20 in any combination of P20 values, 69p; with switch, 83p.

SLIDER

Lin. or log. 10K to 1 meg. in all popular values, each 30p.

CONTROL KNOBS blk./white/red. yel./gr./blue/dk.

grey/lt. grey, 6p each. Escutcheon plates, black, white 10p.

CARBON SKELETON PRESETS

Small high quality, PR lin. 100 Ω , 220 Ω , 470 Ω , 1K, 2K2,

4K7, 10K, 22K, 47K, 100K, 220K, 470K, 1M, 2M2, 5M,

10M Ω . Vertical or horizontal mounting, 6p each.

RESISTORS—10%, 5%, 2%

Code	Power	Tolerance	Range	Values available
C	1/20W	5%	82 Ω —220K Ω	E12
C	1/8W	5%	4.7 Ω —470K Ω	E24
C	1/4W	5%	4.7 Ω —10M Ω	E12
C	1/2W	5%	4.7 Ω —10M Ω	E24
C	1W	5%	4.7 Ω —10M Ω	E12
MO	1/2W	2%	10 Ω —1M Ω	E24
WW	1W	10% \pm 1/20 Ω	0.22 Ω —3.9 Ω	E12
WW	3W	5%	1 Ω —10K Ω	E12
WW	7W	5%	1 Ω —10K Ω	E12
Code	1-9	10-99	100 up*	
		(see note below)		
C	9	8	7.5	
C	1	0.9	0.75 nett	
C	1	0.9	0.75 nett	
C	1.2	1	0.95 nett	
C	2.5	2	1.6 nett	
MO	4	3	2 nett	
WW	7	7	6	
WW	7	7	6	
WW	9	9	8	

Codes: C—carbon film, high stability, low noise.

MO—metal oxide, Electrofil TRS, ultra low noise.

WW—wire wound, Plessey.

Values:

E12 demotes series: 10, 12, 15, 18, 22, 27, 33, 39, 47, 56,

68, 82 and their decades.

E24 denotes series: as E12 plus 11, 13, 16, 20, 24, 30, 36,

43, 51, 62, 75, 91 and their decades.

Prices are in pence each for quantities of the same

ohmic value and power rating. NOT mixed values.

(Ignore fractions of one penny on total value of

resistor order.) *Prices quoted to units of 100 only.

V.A.T.

Prices quoted here do not include Value Added Tax. Orders from U.K. customers must be accompanied by an additional amount equal to 10% of the total nett value of the order, including cost of carriage or postage where charged.

TERMS OF BUSINESS

All items are offered for sale in accordance with our standard terms of business, a copy of which is available on request. Prices subject to alteration without notice. Enquiries from quantity users invited.

ORDERS BY POST AND ALL ENQUIRIES

must be addressed to Head Office at Englefield Green. Enquiries requiring an answer should be accompanied by S.A.E.

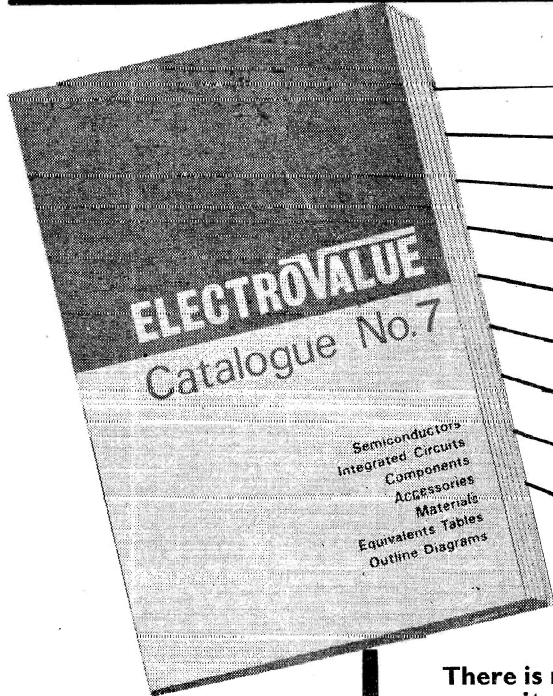
U.S.A. CUSTOMERS

are invited to contact ELECTROVALUE AMERICA, P.O. Box 27, Swarthmore, PA 19081.

... it's all in
CATALOGUE

7

CATALOGUE 7



- Transistors from 8p
- Capacitors from 2p
- Resistors from 1p
- Pots from 12p
- Constructional Hardware
- Knobs
- I.Cs
- Diagrams, Data
- Genuine Discounts

**Send 25p
and get it back
again**

When you buy your EV Catalogue 7, you will find with it a Refund Voucher for 25p. allowable on orders for £5 or more list value. In this way your catalogue costs you virtually nothing.

There is more than ever in EV Catalogue 7—more pages, more items, more technical information. With it, you are brought right into line with many advanced electronic techniques. There are tools, materials, accessories and books as well as hundreds upon hundreds of much needed components of all types. No matter what stage of experience you may be at—even a beginner—you will find this remarkable catalogue an invaluable aid for its enormous range of products, its prices, and the excellent service behind it. Practically all items shown are there as the result of information fed by our own computer which enables us to control stock-buying in relation to demand with remarkable accuracy. This means that your orders, which we micro-film for record-keeping, is handled with utmost speed and efficiency. EV prices remain keenly competitive and in addition there are discounts as well, to give you further saving.

ELECTROVALUE LTD

28 ST. JUDES ROAD, ENGLEFIELD GREEN,
EGHAM, SURREY TW20 0HB.
Telephone Egham 3603 Telex 264475
Hours Mon-Fri. 9-5.30 p.m. Saturdays 9-1.0 p.m.

★ **NORTHERN BRANCH NOW OPEN**

Electrovalue Ltd., 680 Burnage Lane, Manchester M19 1NA
(Hours 9-5.30, Sats. 9-1.00) Tel. (061) 432 4945
All postal communications to Englefield Green address, please

POST THIS COUPON TODAY

ELECTROVALUE CATALOGUE 7 PLEASE

I enclose 25p

NAME

ADDRESS

Write in BLOCK LETTERS


PW2

Why pay more - look at our Fantastic Bargain Offer!

PENTHOUSE

A COMPLETE AUDIO SYSTEM


An all "White" Hi-Fi Stereo System to blend with modern furnishings. Solid state, fully transistorised tuner/amplifier with Stereo Multiplex Decoder. 4 wavebands Long/Medium/Short/VHF. 8 watts per channel (music power) output. The latest BSR C129 3 speed Mono/Stereo record changer. Two white matching bookshelf speaker units. Also available in teak finish. **OUR PRICE £55.00**



Credit terms £5.00 deposit plus £2.50 p. & p. followed by 12 payments of £5.00. Total Credit Terms £65.00 SEND £7.50 TODAY.

KLINGER

FIVE NINETY THREE UNIT AUDIO SYSTEM with BSR McDonald 3-speed Record Player, matching 4-unit Loud-speaker Systems and FREE Stereo Headphones.




High performance Stereo Amplifier designed for home entertainment at economical cost. Represents a considerable advance in solid state, high fidelity stereo amplifiers. Outstanding performance is allied to meticulous construction, comprehensive facilities, installation simplicity and attractive styling. 10 watt RMS per channel; push button selectors; tone controls; balance control; tape record and replay facilities. Stereo headphone socket on front panel with automatic speaker muting; Teak finish. **Our price £75.00 + £2.50 p. & p.** Credit Terms £7.50 deposit + £2.50 p. & p. 18 monthly payments of £4.75 (total £93.00) SEND £10.00 TODAY.

THE AVON AUDIO SYSTEM



The unenclosed system is ideal as an economical replacement for in outdated chassis. Stereo Amplifier for Stereo/Mono record reproduction. Tuner with medium, long and short wavebands provides Worldwide coverage, even the weakest continental stations can be received with superb clarity. Push button band selection, 10 watts total output. Frequency response 25-18000 Hz. **LATEST BSR STEREO/MONO RECORD CHANGER** plays all types of 7in., 10in., and 12in. Mono or Stereo records. Manual or automatic play. These low impedance, permanent magnet units have been specially selected to provide the fullest range of audio reproduction.



EASY TO INSTALL—NO TECHNICAL KNOWLEDGE REQUIRED. List Price £45.74. **OUR PRICE £35.00.** Credit Terms £3.50 deposit plus £2 Post & Packing followed by 12 payments of £3.15 (Total Credit Terms £41.30) Don't miss this bargain. **SEND £5.50 TODAY**

ALL EQUIPMENT COVERED BY OUR 12 MONTHS FULL GUARANTEE

CALLERS WELCOME

LEWIS radio

PW 2/74

100 Chase Side, Southgate,
London N14 5PL
Tel: 01-886 3733/9666

THE FOLLOWING ITEMS ARE NEW UNUSED CRT type 7BP7A 7" flat face emag deflection & focus, blue/yell phosphor with base conn. **£1.83. BATTERIES** lead acid type 24v 25 A/Hr will split to make 2 x 12v **£10.20** also 24v only 4 A/Hr size 9 x 4 x 2½" **£4. SILICON DIODES** 800 PIV 750 Ma 15 for **£1.10. TRIMMERS** 20pf air spaced ceramic base 10 for **60p. HEADPHONE LEAD** & high to low impedance matching trans with 5ft cord & standard jack plug **65p. HEAD & MIKE SETS** for 19 set low res moving coil mike & headphones **£1.80. TAC STRIPS** solder type 24 way 10 for **30p. NEONS** wire ended type 1/25th watt req 470K for 240v 10 for **60p. GAUGES** vehicle type scale 0/160 elec operated **50p. BLOWER MOTORS** small double ended type will work on 6 to 28v DC, 10,000 RPM on 28v **£1.90. ROTARY CONVERTORS** 1/P 28v DC at 9 amp for full O/P, O/P 115v 400c/s 3 phase 115 watts **£7.48. MIKES** type T.17 carbon **£1.10.**

THE FOLLOWING ITEMS ARE EX EQUIPMENT.

R.F. SWITCHING RELAYS 12v coil uses Reeds as 2 NC & 1 NO RF circs & 2 NO aux circs size 1½ x 1 x 1" 75 ohm R.F. circ type **55p. POWER UNIT** 917 1/P 230v 50c/s O/Pe -2.2Kv EHT, +300 & -300v at 180 Ma ea DC smoothed, 6.3v twice & 4v for CRT, will work most ex surplus 3 & 6" Ind **£6.38. METERS** 270 deg 1 Ma FSD scale 0 to 20 also as center reading type meter in same case 100-0-100 Ua center mark only, possible use as combined Rev counter & Battery voltage Ind (circ for battery volt ind supplied) ex aircraft **£3. MORSE KEYS** enclosed type with swt (American type) **£1.10. C.R.T. 3"** with base & shield, green screen okay for scope use, conn. data supplied **£3.30. JOY STICK** controller as 4 x 1 pole c/o micro swts + 2 aux swts gives control in 4 directions **£1.45. VIDICON CCTV** camera tubes standard 1" type by E.E. & E.M.I. suitable gen purpose use with data sheet, graded according to scan marks **£6 & £9 ea. VALVES** 12A6, 12J5GT, 12SJ7, 6U4, 6X5, 6SN7, 6AK5, 6BH6, 6H6, 6Y6, 2X2, 6SK7M, 6N7M, 12AX7, 12AT7, 12AU7, 6AK6, 6X4, EF50, 6J8, 85A2, 6SJ7M, OB2, ECC88 any 3 for **60p** also QQV03-20 **£2** inc. base, 5783 **55p**, OA2 **33p. INVERTOR TRANS** 12v DC to 300v at 150 Ma with circ req 2xOC28 or similar **£2. COAX CABLE** good quality 75 ohm type silver plated braid 20 yds for **£1.32. MOD TRANS** transistor type to match 2xOC35 to QQV03-20 or similar with P.A. spk winding **£1.40. U.H.F. WAVEMETER** assembly range approx 420 to 480Mc/s with knob & dial (not cal in freq) okay for high Q Rx cavity **£2. TUNING CONDS** split stator type 25pf per section 1" x ½ shaft 2 for **55p. DIODES** 200 PIV 8 amps 4 for **66p**, also 600 PIV 12 amps 4 for **£1.10. METERS** 1 Ma FSD 2½ Sq scale 0 to 1 & 0 to 180' **88p** also 500 Ua scale 0 to 5 14" OSD on panel with 2 swts **£1.25. TRANSISTORS** type OC42 with long leads 50 for **60p.**

ABOVE PRICES INCLUDE VAT & CARRIAGE, CARRIAGE CHARGES APPLY TO MAINLAND ONLY. SAE WITH ENQUIRY OR LIST.

A. H. SUPPLIES

57 MAIN ROAD, SHEFFIELD, S9 5HL
Tel. 444278 (0742)

DON'T BUY TRIO

(UNTIL YOU SEE THIS!)

SENSATIONAL DISCOUNTS ! 9R59DS £52.59 (incl VAT) PLUS FREE SPEAKER
JR599 £165.00 (incl VAT) PLUS FREE HEADPHONES
DELIVERED—OUR RISK!

FOR ANY LOCATION

A COMPLETE RADIO STATION

at a cost (delivered at our risk), little, if any more than the cost of the TRIO equipment alone!!!

Including — in gold hammer finish stove enamel —
the world record award winning

JOYSTICK V.F.A. and JOYMATCH A.T.U.
REGD. & PAT. REGD.

FREE

Headphones or Speakers; Suitably Terminated Connectors; Handbook; Carriage; Insurance. In addition a JOYSTICK V.F.A.; JOYMATCH A.T.U.; feeder external mounting insulators are supplied FREE or greatly reduced when you buy a PARTRIDGE PACKAGE.

A PARTRIDGE PACKAGE constitutes a COMPLETE RADIO STATION—ready to use however confined your domestic space. The World renowned TRIO range of Communications Receivers and Transceivers, the WORLD RECORD, internationally patented JOYSTICK V.F.A. (all band aerial) only 7' 6" long (assembled) and a JOYMATCH aerial tuning unit, a pair of matching headphones or internal speaker, plus accessories, go to complete your READY TO USE RADIO STATION at a price that truly represents VALUE FOR MONEY! H.P. FACILITIES WHERE POSSIBLE—24 HOUR DELIVERY (MON-FRI.) ADD £4.00—OUR RISK!

PARTRIDGE PACKAGE

No. 1 with Gen. Coverage AM/CW/SSB (MW/SW) 9R59DS Receiver	£65.91 (Save £15.30)
No. 2 with Amateur Bands 80 thru 10m AM/CW/SSB JR310 Receiver	£90.97 (Save £22.35)
No. 3 with Amateur Bands 160 thru 10m plus 2m AM/CW/SSB JR599	£165.00 (Save £19.48)
No. 4 with Amateur Bands 80 thru 10m TS/PS 515 Transceiver, 180w	£231.00 (Save £37.08)

NOTHING MORE TO PAY!

OUR RISK

Access/Barclaycard orders accepted by 'phone

JOYSTICK V.F.A. £13.75; JOYMATCH TX/RX A.T.U. 111A 1.6-32mHz £13.75; JOYMATCH A.T.U. 111 RX only 500kHz-32mHz £13.75; JOYMATCH A.T.U. LO-Z500 TX/RX 500w SSB (PA input), Built-in RF meter £19.91; Communications 8Ω headphones (suitable TRIO, EC10 etc.) £3.14; Matching Speaker (with instructions for internal fitting in 9R59DS & JR310) £2.00; TRIO: Linear Amplifier TL911 £172.15; TR2200 2m personal transceiver £87.45; TR7200 2m car transceiver £142.45; Spare set valves for 9R59DS £2.35; OA2 Mains Stabiliser 74p.

NEW : World-wide reception on the amazing "DX-CRYSTAL SET" £2.42 incl. unique aerial.

NEW : AMTRON QUALITY KITS—send for brochure and prices.

PARTRIDGE BUDGET LINE

Artificial Earth—solves receive and transmit earth problems (as used on North Sea Oil Rigs!) £5.80; Aerial Bandswitch—tuned aerial for domestic receivers £5.80; A.T.U. KIT—for use with transmitters and Communications Receivers £5.80; (assembled £7.01); Mini SWR Bridge—1.8 to 180mHz, 2kw P.E.P., 75 or 50Ω, SO239 sockets; 1:1 to 1:3 ratio, 80 x 30 x 30mm £5.60. (All prices quoted INCLUDE V.A.T., CARRIAGE, PACKING, INSURANCE.)

Send 3½p stamp for full illustrated details. Special TRIO brochures (state which) 3½p stamp extra.

NO V.A.T. ON OVERSEAS ORDERS!

Carriage and insurance extra overseas orders

BOX 5



G3CED — G3VFA


FOR EXPERT ADVICE AND INFORMATION

Telephone: 0843 62535 or 62839 evenings and weekends

Cool lighting **for hot parties.**

Velvet dim to full brightness at a touch of the finger. Off/on and infinitely variable.

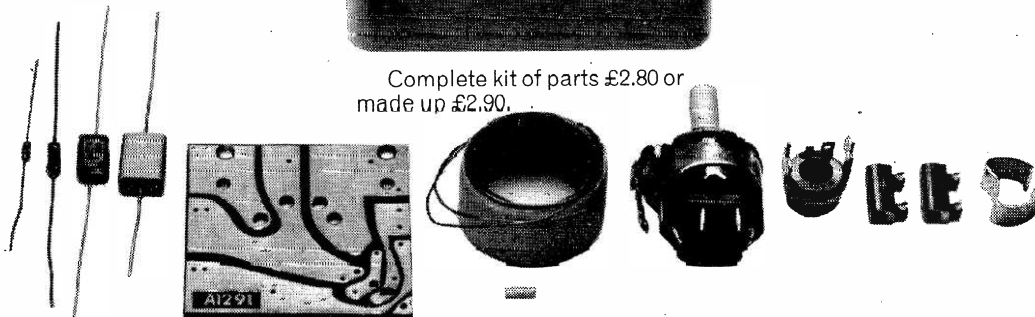
Beta light glow makes switch easy to find in the dark and consumes no current.



Economical tool

As the light is progressively dimmed, so the current consumption drops – think of it as an electric tap. 300 watt capacity, straight replacement for standard light switch.

Complete kit of parts £2.80 or made up £2.90.



Hot Ignition **for cold mornings.**

The Jermyn capacitor discharge ignition system.

Instant starting in all weathers. Even with a near flat battery, the unit will produce a full sized spark.

Just one of the many advantages of an electronic ignition system, the others are:

High energy spark even at maximum revs.


Smoother running.

Less strain on battery and starter. Lower petrol consumption.

Long plug life with infrequent adjustment (typically 20,000 miles, gapped at .050").

No contact breaker arcing giving long life and less adjustment (typically 20,000 – 25,000 miles)

STATE + or – earth when ordering.



Complete set of parts to build it yourself for only £7.75, as described in Practical Wireless and fully approved by the author.

Save 55p
Buy both for £10.00

Reprints of the two part feature are available at 25p.

To Jermyn Industries, 124 Vestry Estate, Sevenoaks, Kent.

All Prices Exclusive of V.A.T.

Please despatch return of post light dimmer kit light dimmer
Ignition Kits + or – earth £10 pair. Enclose cheque or postal order.

BLOCK CAPITALS

NAME.....

ADDRESS.....

JERMYN

NO EXTRAS
ALL PRICES INC. VAT
FREE! P. & P.

AMPLIFIERS

Keletron KSA 700 7+7 watt	23.00
MK I KSA 150 15+15 watt	29.50
Triplone MKII HI-1777+7 watt	27.50
MK II HI-FI 1818 18+18 watt	25.00
Teleton MKII SAQ3078+8 watt	27.00
EMI 1515 15+15 watt	37.00
Rotel RA210	32.00
RA310	44.00
Rotel Tuner/Ampl. BX150A	51.00
SANSUI models in stock.	

RECORD DECKS

Garrard 2025TC/9TAHC/G	11.00
SP95 Mk. III	11.00
RSR MP60/SX5H	11.00
Connoisseur BD1 KILL	11.00
BD2 Chassis	29.50
SAU2 Pick-up Arm	12.25
SCU1 Cartridge	4.95

RECORD DECK PACKAGES

Garrard SP95 ML.III/G800 C. & P.	10.50
AP75/G800 C. & P.	30.00

Plinth & Cover for Garrard

SP25/2025TC	8.95
-------------	------

SPEAKER BARGAINS

EMI 18" x 8" 3, 8 or 15 ohm	
Plain	2.25
with Co-Axial Tweeter	2.50
Twin Tweeter	3.25
Type 20 x ohm, 20 watt	3.50
6 1/2" 8 ohm, 10 watt	2.65
8" 8 ohm, 10 watt	3.20
12" 8 ohm, 20 watt	5.75
8" x 5" C/Mag. 5 watt	1.40
8" x 5" Dualcone 8 ohm, 10 watt	2.70

FANE 7" x 4" 3 or 8 ohm	1.15
8" Dualcone 8 ohm	2.50
CELESTION 8" 15 ohm	1.75
ADASTRA 10" 8 or 15 ohm, 1 watt	2.95
BAKER GROUP 25	
19" 8 or 15 ohm, 95 watt	6.50
5" 8 ohm, 5 watt C/Mag.	95
2 1/2" 8 ohm or 64 ohm	60
SELECTION OF GOODMAN AND WHARFEDALE SPEAKERS ALSO AVAILABLE.	
KIT FORM CABINETS—TEAK VENEER	
12 x 12 x 6 with 8", 8" x 5", or 6 1/2" and 3 1/2" cutout	2.75
17 x 10 x 9 with 8" or 13" x 8" cutout	3.85
18 x 11 x 9 with 13" x 8" cutout for EMI 350	4.60
TWEETER & CROSSOVER	
EMI 3 1/2" 3 or 8 ohm C/Mag.	1.10
Cone Tweeter 8 or 15 ohm, 10 watt	9.00
Cone Tweeter 8 ohm, 3 watt	1.10
Horn Tweeter 8 ohm, 20 watt	8.80
Dome Tweeter 8 ohm, 30 watt	4.00
Crossovers CN23 (3 ohm), CN28 (8 ohm), CN216 (16 ohm)	1.10
CARTRIDGES	
ACO8 GP01/99C or GP01/99C Stereo comp.	1.05
GP21 Stereo crts.	1.25
GP24/1 Stereo crts.	1.75
GP95/1	1.35
GP96/1	1.75
GP101	.75
SONOTONE	
STAHG Stereo ceramic, diam.	1.60
9TAHC/G Slim fit, stereo cor. diam.	1.80
5 1/2" 8 ohm	.85
19-11 Stereo crystal	2.25
BSR SC6M Stereo ceramic	2.25
SX5H Stereo crystal	1.65
SX5M Stereo crystal	1.65
X5H Mono/stereo	1.90

X5M Mono/stereo	1.30
GOLDRING G800	3.85
G850	2.95
STYLI For Above Cartridges	
Sapphire	.80
Diamond	1.90
GOLDRING G800 G850	1.95
MICROPHONES	
CM20 Crystal Hand	60
CM70 Flanet stick metal, switch crystal	1.70
DM150 Dynamic uni-dir, ball mount	4.00
UP130 50K/600 ohm. uni-dir. ball metal	4.65
TW206	5.90
CONDENSER MIKE 600 ohm, uni-dir.	7.90
Cassette STICK MIKE with R. Control on/off switch (2-5 & 3-5 min J/Ply)	1.45
MIKE MIXERS Mono	4.10
Mono/stereo de luxe	5.50
CASSETTES	
Type Low Pin-Phil-Mem-Am- noise nacle ips orex pex	
C45	50p
C60	35p
C90	45p
CI20	55p
Cassette Head Cleaner	45
BIB Stereo Test Cassette	1.65
AMPEX Head Cleaner De-magnetiser	1.65
PLASTIC LIBRARY CASES for 5" Reels 20p, 5 1/2" Reels 25p, 7" Reels 30p.	
CASSETTE CASES	
TAPES 5mm. I.P. D.P.	
5" 55p	85p
5 1/2" 65p	75p
7" 70p	11.00
AKAI TAPE DECK	
4000DS Tape	78.50
CX40D Cassette	64.95
CS55 + CS65	79.95

BARCLAYCARD Buy it with Access

Credit Terms for Callers

BUDGET SYSTEMS
BUSH Stereo System with independent Volume, Bass and Treble controls on each Speaker for optimum reproduction. Using GARRARD 2025TC Auto Change Deck in deluxe teak plinth and cover.
Today's Value £49.50.

OUR PRICE £27.50 +£1.50 p. & p.
12 months Guarantee by Maker. THIS IS A BARGAIN NOT TO BE MISSED!

HEADPHONES

AMSTEAD HP95A	4.95
ROTEL 430	4.90
680	6.20
700	8.95
AKAI ASE 115	5.75
ASE 90	7.05
ASE 22	9.25
KOSS K711 (Black or Red)	8.85
K6	11.95
K6LC (with Vol. control)	13.25
K0727B	15.75
K0747	18.50
HVI	19.50
PRO4A	26.95
PRO4LC	23.75
ESP6	32.75
LESSON ELECTROSTATIC	19.90
Mono/stereo super de luxe 8-16Ω	2.75
Headphone Adaptor	2.50
Curly Ex. Lead 20ft.	1.10

IN-CAR ENTERTAINMENT SECTION
Car Cassette Stereo Player and Two Speakers ... 20.85
Car 8-track Stereo Player and Two Speakers ... 16.50
SEIBUYA 8-track Player Main Car detachable with 2 separate sets of Speakers ... 60.95
Pair of Car Stereo Speakers (Door Mounting) ... 3.95

NEWMART ELECTRONICS

MAIL ORDER DEPT. (PW 2)
BELMONT STREET MONTON, ECCLES MANCHESTER
Tel. 061-789 5268

CALLERS WELCOME AT OUR BRANCHES

Manchester	Liverpool
30-32 Shudehill	15 Whitechapel
061-832 7710	051-236 0738
4 New Market St.	20 Pinstone St.
0532 42708	0742 79908

ERSIN Multicore 5 CORE SOLDER

for fast, easy reliable soldering
Erskin Multicore Solder contains 5 cores of non-corrosive flux, instantly cleaning heavily oxidised surfaces. No extra flux is required.

EASY-TO-USE DISPENSERS

Size 5 Savbit alloy 18 swg, 20p (illustrated).
Size 19A 60/40 alloy 18 swg, 22p
Size 15 60/40 alloy 22 swg, 25p

IDEAL FOR HOME CONSTRUCTORS

Size 1 cartons in 40/60, 60/40 and Savbit alloys in 7 gauges 30p

Size 12 REEL for Service Engineers and Electricians. 18 swg Savbit alloy. 95p

BIB WIRE STRIPPER AND CUTTER
Deluxe Model 9 Automatic opening spring, locking catch, plastic-covered handles. Case hardened and precision ground. Adjusts to most wire sizes. Cuts and strips flex, splits plastic twin flex. 75p

Prices shown are recommended retail, excluding V.A.T. From Electrical and Hardware Shops. If unobtainable, send 10p p&p direct to: Multicore Solders Ltd., Hemel Hempstead, Hertfordshire HP2 7EP

INTER-LOCKING PLASTIC STORAGE DRAWERS

NEW! HARBOR! TIDY!

DISCOUNT PRICES

SINGLE UNITS (5" x 2 1/2" x 2 1/2") £1.40 Dozen
DOUBLE UNITS £2.30 Dozen
TREBLE (3D) £2.50 for 8

DOUBLE TREBLE 2 drawers in one outer case (6D2) £3.60 for 8 EXTRA LARGE SIZE (6D1) £3.40 for 8, Carriage 35p Orders over £10 post free. QUANTITY DISCOUNTS! 5% in £1 for orders over £10, 7 1/2% over £20, 10% over £50. Quotations for large quantities. PLEASE ADD 10% V.A.T. TO TOTAL REMITTANCE.

124 CRICKLEWOOD BROADWAY, LONDON N.W.2 01-450 4844

PW Q4 PROJECT

UNIT "A" (Rs, Cs, S/c's)	£1.20
UNIT "B" (Rs, Cs, S/c's)	£3.88

MULTI-SYSTEM DECODER ADDITIONAL

PARTS (Rs, Cs, Pots, Switch)	£4.79
POWER SUPPLY (Rs, Cs, S/c's T/former)	£2.52
PRINTED CIRCUIT BOARDS (set of 5) (Fibreglass, drilled, tinned)	£2.25

ADD 10p P & Q ADD 10% V.A.T.

S.A.E. for free list of Q4 and other kits and PCB's for P.W. and P.E. Projects, and with all other enquiries.

PHONOSONICS
Dept PW2, 25 KENTISH ROAD, BELVEDERE, KENT, DA17 5BW
MAIL ORDER ONLY

Exciting...the Stereo 21!

Can you really get sound quality like this **FOR LESS THAN £19?**

YES, YOU CAN! WITH THE NEW

STEREO 21

Until now, richly satisfying sound has always cost a richly satisfying price. *But not any more!* For an almost unbelievable **£18.45**, you can have Stereo 21—audio for the connoisseur! Whatever your taste in music, you can hear it on STEREO 21 the way its composers heard it in their dreams! Beethoven or Mahler... Ellington or Jellyroll Morton... Das Nibelung or Jesus Christ Superstar... Carols from King's College Chapel or the return of a Beatle... everything from a prettily fluting baroque organ to the newest pop group at full throttle—STEREO 21 does them all justice!

And have you ever seen a handsomer audio installation? Compact enough to go in a university student's bedroom-study, elegant enough for the suavest penthouse pad in Town, STEREO 21 offers you all the pride of possession as well as a thrilling musical experience! Top-quality amplifier, BSR turntable, matching speakers. Deck and speaker cabinets you simply wrap round and glue to build. Screw in the amplifier and connect up (all push fit no soldering whatsoever), so simple literally anyone can do it. Except for glue and panel pins all parts supplied including full instructions—all for £18.45 (plus the cost of post and packing if you buy by mail), and—to round it all off—a money refund if not satisfied if your pleasure in STEREO 21 is not complete!

Just think—in only a few days you could be giving your ears the treat of a lifetime—AND introducing your envious friends to STEREO 21!

Power Output 2.7 Watts per channel and headphone socket with automatic cut out provision for auxiliary inputs—radio, tape, etc. and output for taping discs. Overall Dimension:

Speakers approx. 15½" x 8" x 4". Complete deck and cover enclosed position approx. 15½" x 12" x 6".

Personal shoppers and mail order price

£18.45 INCLUDING VAT plus £1.60 p + p.

Diamond stylus, if required, £1.37 extra

Specially selected pair of stereo headphones with individual level controls and padded earpieces to give optimum performance, if required £3.85.

EMI SPEAKERS AT UNBELIEVABLE PRICES


950 Kit. Five matched speakers and crossover unit for handling up to 45 watts, from 20 to 20,000 Hz. Huge—19" x 14" (approx.) high efficiency 16, 500-gauss bass unit built on a heavy diecast frame. The four 10,000 gauss tweeters, each 3¼" dia. approx., are fed by the crossover with a critically adjusted signal for maximum fidelity. Impedance at 1 kHz is 8 ohms. Bass coil 2", others 0.5". Recommended list price £44.00.



15" 14A/780. Bass unit on a rigid diecast chassis. Superior cone material handles up to 50 watts RMS, and is treated to give a smooth frequency response. Resonance 30 Hz. Flux 360,000 Maxwells. Impedance at 1 kHz is 8 ohms. 3" voice coil. Rec. retail price £40.80.

OUR PRICE £18.70

£1.50 p & p



Just write your order giving your Credit Card Number. Do not send your card. **RADIO AND TV COMPONENTS (ACTON) LTD, 21C HIGH STREET ACTON, LONDON W3 6NG · 323 EDGWARE ROAD, LONDON W2** Edgware: 9 a.m. to 5.30 p.m., half day Thurs. Acton: 9.30 a.m. to 5 p.m. Closed all day Wed.; also see opposite. Mail orders to Acton. Terms C.W.O. All enquiries Stamped Addressed Envelope Goods not despatched outside U.K.



RTVC VISCOUNT III

a boost in the output,

VISCOUNT III now gives you an imposing 20 watts per channel—and the price quoted is actually INCLUSIVE OF VAT!

The money's important, of course, but not nearly so important as *value for money!* And that's something you get in abundance with VISCOUNT III. We design it... we make it... we sell it direct to you—passing on all the economies that come from cutting out middle-men! That's the only way you can get so much quality for so little money!

The unique VISCOUNT III amplifier, plus the Garrard SP25 Mk III deck, plus the magnificent Duo Type III matched speakers (or Duo Type II for a small room) give you an audio installation that will prove unbeatable for listening pleasure! And the teak finish will harmonise and enhance virtually any style of interior decor! On the brushed aluminium front panel of the amplifier you'll find all the facilities you need—volume, bass, treble and balance controls, plus switches for mono/stereo, on/off function and bass and treble filters. Plus headphone socket on the back.

The heart-stopping timbre of Tom Jones at his most virile... the last lingering harmonics of a solo performance by Heifetz or Menuhin... the pathos and the panache of Liza Minelli... the majestic sonorities of the brass band and the elfin subtleties of the virtuoso clavichordist—hear every nuance with a fidelity that you have never experienced before!

Come and hear VISCOUNT III! If it's inconvenient to travel, buy by post in the confidence that you won't be disappointed (and with a 24-carat Money-Back Guarantee to give you extra reassurance). Don't settle for second-best!

SPEAKERS: Duo Type II Size approx. 17in x 10½in x 6½in. Drive unit 13in x 8in with parasitic tweeter. Max. power 10 watts 8 ohms. Simulated Teak cabinet. £14.00 a pair + £2.20 p. & p. **Duo Type III** Size approx. 23½in x 11½in x 9½in. Drive unit approx 13½in x 8½in with HF speaker. Max. power 20 watts, 8 ohms. Freq. range 20Hz to 20kHz. Teak veneer cabinet. £32.00 a pair + £3.30 p. & p.

PRICES: SYSTEM 1

Viscount III R102 amplifier £24.20 + £1 p & p
 2 Duo Type II speakers £14.00 + £2.20 p & p
 Garrard SP25 Mk III with MAG. cartridge /plinth & cover £18.00 + £1.75 p & p
 total **£56.20**

Available complete for only **£49.00** + £3.50 p & p

PRICES: SYSTEM 2

Viscount R102 amplifier £24.20 + £1 p & p
 2 Duo Type III speakers £32.00 + £3.30 p & p
 Garrard SP25 Mk III with MAG cartridge plinth & cover £18.00 + £1.75 p & p
 total **£74.20**

Available complete for **£65.00** + £4 p & p


STILL ONLY **£49 COMPLETE**



THE TOURIST PUSH-BUTTON CAR RADIO KIT £6-60

The Tourist PB is suitable for 12 volt working on both negative and positive earth vehicles. It covers the full medium and long wave bands. It is permeability tuned and sturdily constructed. Output is a full 2.5 watts into an 8 ohms speaker. But the Tourist PB will operate into any loud-speaker from 8 to 15 ohms. Apart from the output stage, which is an integrated circuit, the only other electronic components that need soldering are some capacitors, resistors, etc. The kit includes a pre-built RF tuner unit, and fully modulated IF stages which are pre-aligned before despatch. As well as electronic components this kit also contains 2 diamond-spun aluminium knobs, elegant matching front panel, dial, washers, screws and wire. The Tourist PB can be mounted in any standard size dash panel and it has an illuminated tuning scale. Chassis size is: 7in wide, 2in high and 4½in deep. Circuit diagram and comprehensive instructions 55p free with parts. Fully retractable and lockable car aerial £1.37 post paid.

CAR RADIO KIT £6-60 p. and p. 55p. Speaker with baffle and fixing strips £1.65, + 23p p. & p. post free if bought with the kit. Send stamped addressed envelope for leaflet. If you can solder on printed circuit board, you can build this push-button car radio kit. It's simple—just follow the step-by-step instructions.



PE TAPE LINK CONSTRUCTORS

Suitable 3 speed tape deck, less heads. Caters up to 5½ins. spools. 240V AC mains. Unused but store soiled hence no warranty. **£4.00** £1 p. & p.

RELIANT MK IV MONO AMPLIFIER


*5 Electrically Mixed inputs.
 *3 Individual Mixing controls.
 *Separate bass and treble controls common to all 5 inputs.
 *Mixer employing F.E.T. (Field Effect Transistors).
 *Solid State Circuitry. *Attractive Styling.

INPUTS 1. Crystal Mic or Guitar 9mV. 2. Moving coil Mic. or Guitar 8mV. Inputs 3, 4 & 5 are suitable for a wide range of medium output equipment (Gram, Tuner, Monitor, Organ, etc.) All 250mV sensitivity. Output 20 watts into 8 Ω. (suitable for 15 Ω.) Size approx. 12½ x 6 x 3½ ins. **£13.50** p. & p. 60p

UNISOUND MODULES

ONLY **£7.64** + 55p. p & p


For the man who wants to design his own stereo—here's your chance to start, with Unisound—pre-amp, power amplifier and control panel. No soldering—just simply screw together. 4 watts per channel into 8 ohms. Inputs: 120mV. (for ceramic cartridge). The heart of Unisound is high efficiency I.C. monolithic power chips which ensure very low distortion over the audio spectrum.



IN-CAR ENTERTAINMENT AT HOME

With this elegant stereo 8 track add on unit, audio enthusiasts now have the opportunity to extend their systems to include the playing of 8 track cartridges. Simply select your channel, by push button, four digital lamps indicate channel selected. The Viscount III, the

fabulous Stereo 21 and the Unisound Modules **£10.60** + 90p. p. & p. will accept this unit, simply connect up.



SEE OPPOSITE PAGE FOR ADDRESS DETAILS

DIAGNOSIS

OF all the constructional projects that you can possibly think of, which do you think would attract the least interest? Before you answer, take a look at our contents page this month and you will very likely find a clue. It is probably understandable that test equipment does not reach the realms of glamour in most constructors eyes, perhaps because it does not perform an entertaining function. But if you are always looking for entertainment you will be missing out on the "nitty-gritty" of the true do-it-yourselfer.

What does test equipment conjure up in your mind on first impact; a box of knobs, dials and meters, a standard performance by which your other projects are compared, or a dull boring necessity to the spectrum of your fullest activities? All of these are confirmed to us by readers who write to us asking for guidance in fault-finding or setting-up.

If you have test gear, that's fine; if you bought it ready made, you should know what it can do for you. Most of all its performance and/or limitations must be compatible with your requirements.

There are areas, however, that are either too specialised or require only occasional application of test gear, making the cost of outright purchase too high. This is where the constructor comes into his own.

This issue of *Practical Wireless* takes a look at some test equipment and next month starts a series that will help you to obtain the most from oscilloscopes. Some simple add-on circuitry is often useful and we will be publishing some ideas later with constructional details. Also in this issue is the second part of the "Trouble Tracer" which will be valuable for those who like to cure faults on a wide range of radio and audio equipment.

Of special interest is the stabilised 30 volt power supply, designed for transistor and i.c. circuitry; this is invaluable as a workshop "tool" or as a standby supply in the event of failure in other equipment. We also have a neat little unit that can be used for testing Zener diodes, and next month's issue will include a signal generator providing square, pulse and triangular waveforms.

Test equipment presents an art of its own, the brick wall on which much other equipment likes to lean. It is security to the "home-brew" and peace of mind to the constructor. It has even been described as the difference between furrowed brows and inspired genius—possessing a magical potion that cannot be obtained on doctor's prescription. Probably the greatest asset of test gear is its usefulness as an electronic doctor, diagnosing symptoms and dispensing strange "noises". You, the constructor, are the surgeon.

M. A. COLWELL—Editor.

The March issue will include P.W. CRATA; a waveform generator providing square, pulse and triangular waveforms; a second channel interference rejector (or pre-selector) for 10 to 30 MHz; P.W. Datacards nos. 7 and 8; a crystal calibrator and the start of our series on using oscilloscopes. We apologise that this latter feature could not be started in this issue due to an overwhelming demand on our space.

Further details on page 967

NEWS...

Tandy's here!

A massive American operation called Tandy is now installed at their new warehouse premises just north of Birmingham. Tandy aims to acquire retail outlets and issue franchises to sell its own branded audio, electronic components and kits.

Their optimism in the face of the existing competition is to be admired, but has already caused some component suppliers to beware of the power of the financial backing of Tandy. For readers of this magazine, they offer a very wide range of components, and goods in the domestic electronics field were packed in wooden crates originating from Taiwan. The shop at the front of the warehouse was large and a browser's paradise. Our reporter, however, arrived with some degree of concern for the British businessmen; even the launching festivities did not deter him from talking to the Area Sales Manager in the shop. Whilst the components side of the business was our main interest, we were surprised to find that "bubble-pack" cards bearing American prices had also been priced in Sterling. A glossy catalogue shows only a part of the range, and readers who acquire one will be surprised to find component prices so much higher than in most British concerns.

Our reporter concluded that Tandy must belatedly study the British market or think again.

Sonex 74—Latest

THE Sonex, high fidelity exhibition, will be at the Post House Hotel, London Airport, from March 29 to 31st.

The Post House is ideally situated to the M4 Motorway and the airport giving easy access to overseas and British visitors. The organisers, British Audio Promotions Limited, confidently expect that they will be able to provide adequate car parking facilities close by.

IMPORTANT MESSAGE TO ALL READERS

Readers of "Practical Wireless" and most other magazines will be aware of the restrictions imposed by the Government and as a result of Trades Union action in various industries. To ensure that you receive your copy of "Practical Wireless" at the earliest possible date, we have to rely on effective communications and delivery through the post and by railway. We also depend on the operation of electrical equipment and printing machinery. Petrol and diesel oil are vital to the needs of our job in quick and effective processing of

editorial and advertising material.

We are sure that you will understand the many problems that confront all of us. We therefore request your patience and understanding during any temporary period when publication may be delayed.

It would help you and us enormously if you make sure of ordering your copy of "Practical Wireless" in advance. We try to help you by telling you a little of what will be published in the next issue and what you can expect in future issues of P.W.

Electronic aid for the disabled

ABOUT five years ago, Toby Churchill—a qualified mechanical engineer working for Lucas—contracted an unidentified virus disease which left him with a number of disabilities. These include a complete loss of the power of speech and a paralysed right arm.


He conceived the idea of a portable electronic device which would enable him to communicate with others easily and set about the task of putting his idea into practice. After reviewing the electronic components available, he knew that his ideas were not just a pipe dream but a practical possibility. The Engineering Department at Cambridge University heard of Toby's ideas and agreed that they would form the basis of a worthwhile project.

Very quickly the ideas became reality. A typewriter-like keyboard was coupled to a Burroughs 'self-scan' display system. Circuits were designed to allow the unit to be powered from rechargeable batteries.

Toby now talks to people using the keyboard: the letters, words and numerals appear in a very easily-read form on the self-scan display panel.

A number of people assisted with the development of the unit—which has been called the Lightwriter—in many different ways. Burroughs, keyboard manufacturers, Cambridge University and Burroughs' UK agents, Walmore Electronics Ltd., all played their parts.

As a result of pressure from friends and acquaintances with similar disabilities, a company—Toby Churchill Ltd.—has been set up to manufacture the Lightwriter. The company has financial backing and production facilities, and it is expected that the first units will become available in the first half of 1974.



The heart of the Lightwriter is the self-scan display panel which is manufactured by Burroughs Corporation in America and available through the UK agents, Walmore Electronics Ltd. It was found that the self-scan display was the only display device available which successfully met all the Lightwriter's requirements.

The display unit consists of a long matrix of special gas-discharge tubes set in cavities. The display used in the Lightwriter has sufficient cavities to form 32 properly spaced alpha-numeric characters, each character being presented in a 5 x 7 dot matrix format.

British quad success

A BRITISH research team has developed a quadrophonic sound recording and reproduction system that could be an answer to the complex requirements of broadcasting quad while being adaptable to existing commercial systems. The work has been carried out at the University of Reading in collaboration with IMF, the broadcast monitor loudspeaker company, under sponsorship of the National Research Development Corporation.

In a communication from John Wright of IMF, the system describes a recording technology compatible with existing disc, tape and f.m. broadcasting and will be publicly demonstrated at the Sonex exhibition at the Post House Hotel, Heathrow Airport, in March. The system, called "ambisonics", is aimed at giving the listener the experience not only of the spacial disposition of the performers, but also of the directional qualities of the reverberant sound, thus extending the stereo medium beyond currently used stereo and quadraphonics.

A full account of information so far available has been written for *Practical Wireless* and appears in this issue.

Mid-Lanark A.R.C.

THE Mid-Lanark Amateur Radio Club have sent us details of their future programme. On 4th January they will have a lecture entitled "The Oscilloscope"—how it works and how to use it. A demonstration will be given by GM8DRQ.

On 1st February there will be an Amateur TV demonstration by GM6ADR/T.

Meetings are held at 7.30 p.m. in the Wrangholm Hall Community Centre, Jerviston Road, Motherwell.

Visitors will be made especially welcome and should 'phone D. H. Plumridge (Hon. Sec.) on Hamilton 28759 if further information is required.

solid-state STOP-WATCH



R. JEFFERSON

As its title suggests, this instrument was designed as an electronic alternative to a conventional stop-watch. The main design requirements were:—

- (a) Good accuracy and reproducibility
- (b) Simplicity
- (c) Low cost

The low cost requirement ruled out a digital timer, so an analogue circuit was used. The final circuit gives three ranges, 0.5, 0.15 and 0.50 seconds, and the complete instrument including case and meter can be built for about £7.

THEORY

For a capacitor C charged to a voltage V , the charge Q is given by:—

$$Q = CV \dots \dots \dots (1)$$

However, assuming the capacitor was previously discharged, the charge Q is also equal to the integral of the current I with respect to time t :—

$$Q = \int I dt \dots \dots \dots (2)$$

If the charging current is held constant, this simplifies to:—

$$Q = It \dots \dots \dots (3)$$

Combining equations (1) and (3) gives:—

$$It = CV \text{ and, rearranging, } t = \frac{C}{I} \times V$$

If C and I are made numerically equal, the time in seconds can be read directly as a voltage. This forms the basis of the instrument.

CONSTANT-CURRENT GENERATOR

The basic circuit of a constant-current generator is shown in Fig. 1. With $S1$ open, no base current flows, and the current shown on the meter is the leakage current, which is so low as to be negligible.

When $S1$ is closed, current flows through the zener diode and the $1k\Omega$ resistor, holding the base $5.6V$ below the supply voltage. Since $Tr1$ is now conducting, there is a drop of about $0.6V$ across the emitter-base junction, so the emitter is held constant at $5V$

below the supply voltage. This produces a current of $500\mu A$ in the $10k\Omega$ resistor and, neglecting the base current, this is also the collector current, which is effectively constant in spite of changes in the supply or collector voltage.

If the meter is replaced by a capacitor, $Tr1$ will deliver a constant charging current.

HIGH IMPEDANCE VOLTMETER

If the voltage across a capacitor (say $250\mu F$) is measured using a conventional voltmeter (say $20k\Omega/V$) the capacitor will discharge so rapidly that accurate measurements will be impossible. If a very much larger capacitor is used the discharge is less rapid but leakage currents become a problem. The solution is to use a voltmeter having a very high input impedance.

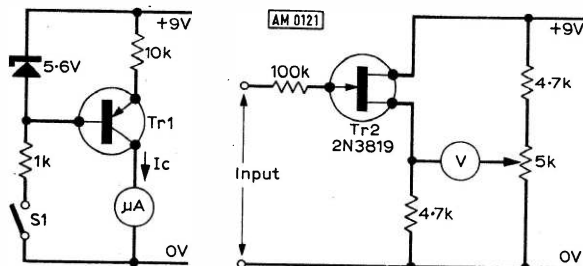


Fig. 1, left: Basic circuit of a constant-current generator. Fig. 2, right: Circuit of high impedance voltmeter.

The circuit is shown in Fig. 2. The FET gives an extremely high input impedance, of the order of $500M\Omega$ so that the time-constant with a $250\mu F$ capacitor is about 35 hours! $VR1$ is used to set the voltmeter to zero when the input is short-circuited.

An interesting feature of this circuit is that the voltmeter does not indicate the absolute value of the input voltage but a proportion of it. However, since all measurements have this constant multiplier (about 0.9 in the prototype) no corrections need be made.

$R1$ has no effect during normal operation but gives some protection against switching transients.

The capacitor used must be large enough to allow the constant-current transistor to operate at a reasonable collector current but not so large that leakage currents are a problem. In the final circuit a value of $250\mu\text{F}$ was chosen. Then, with the current at $250\mu\text{A}$, the voltage will reach 5V in 5 seconds.

FINAL CIRCUIT

The final circuit is shown in Fig. 3a. S1 is a 3-pole 4-way switch and is used as an on/off switch and a range selector. S1a connects the battery to the circuit while S1b allows three different currents to be preset. S1c, in conjunction with S3, replaces the capacitor C1 with a fixed resistor so that a calibration check may be made.

S2 connects the base circuit of Tr1 and allows a charging current in C1 to flow while it is closed. (Alternative methods of starting and stopping the timer are given later in the text.)

The diodes D1 and D2 act as a low voltage zener diode and hold the base of Tr1 at about 1.2V below the supply voltage as part of the constant current generator.

S4 short-circuits the input to the voltmeter circuit and discharges the capacitor C1 if S3 is "Normal". While S4 is operated VR4 is adjusted so that the voltmeter reads zero.

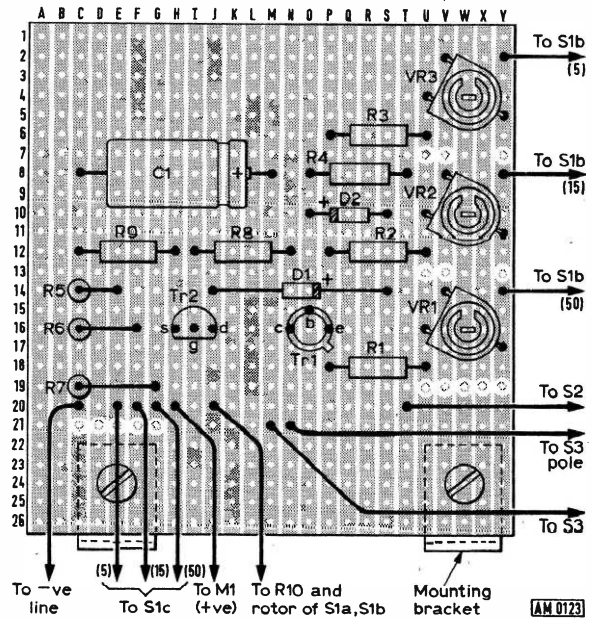


Fig. 3b: Layout of components on 0.1in matrix standard Veroboard. Remainder of components are located on front panel.

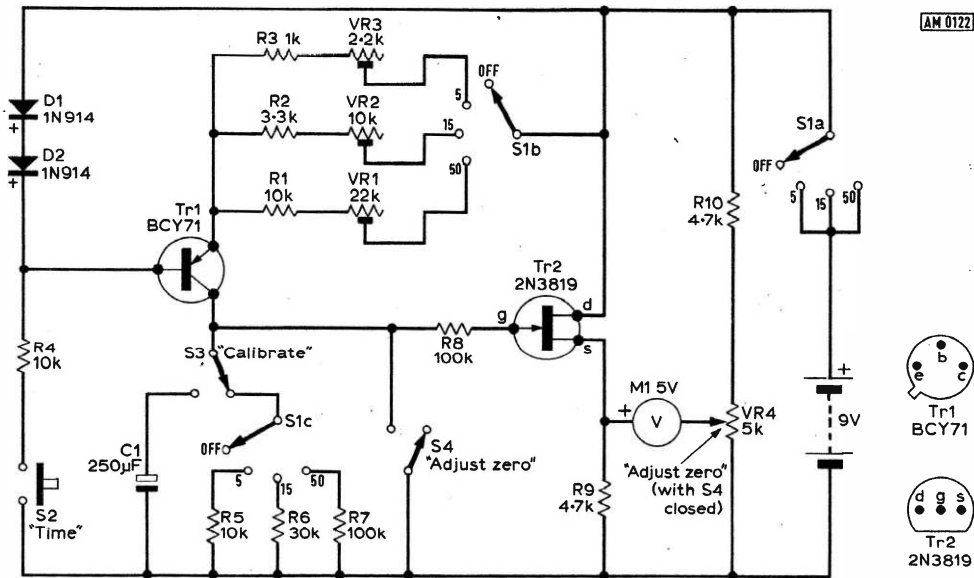


Fig. 3a: Complete circuit of the electronic stop-watch combining the circuits of Figs. 1 and 2.

CONSTRUCTION

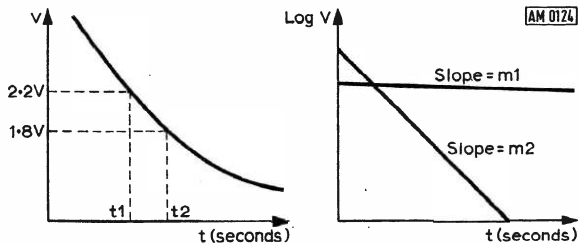
Layout is not critical, and the method of construction may be varied considerably. The prototype used an Elf instrument case which provides a smart and convenient housing.

The meter should be chosen for accuracy and readability. It need not be mounted in the case: a multimeter set to the 5V range and connected by flying leads would work perfectly well, although this arrangement might be rather cumbersome. With a 5V meter, the maximum overload that can occur to the meter is about 50%, which should not cause any damage.

CALIBRATION

C1 must first be checked for an acceptably low leakage current. S1 should be set to range 1 and the capacitor charged to about 4V. S2 should now be released and a note made of the voltage and the time. The voltage should be checked again 15 minutes later: it should be at least 90% of its original value. If the voltage has fallen below 90% the leakage current is too high and C1 must be replaced (although it may still be suitable for other circuits).

There are two methods of measuring the value of C1 given here, as alternatives.



Figs. 4 and 5: Graphs to illustrate the two methods of determining the value of C1.

Simple method

R11 should be temporarily wired across C1, and the capacitor charged to about 4V. When the charging current is stopped the voltage should fall faster than before. Plot a graph of voltage against time, taking readings every 15 seconds for 10 minutes.

Draw a smooth curve, Fig. 4, through the points and note the time in seconds at 2.2V and 1.8V, t_1 and t_2 respectively.

The value of C is given by $C = 5(t_2 - t_1) \mu\text{F}$.

Example. If $t_1 = 212$ seconds and $t_2 = 280$ seconds, C is $5(280 - 212) = 340 \mu\text{F}$.

For the mathematically minded, the theory of this method is as follows:—

At any instant t_1 the current through the resistor is given by $V/1M\Omega = V \mu\text{A}$.

For small changes in voltage, the exponential discharge may be considered linear with time, so that if the voltage falls from V_1 to V_2 the average current through R11 is $(V_1 + V_2)/2 \mu\text{A}$.

Hence the charge lost by C1 is $(V_1 + V_2)/2 \times t$.

But this is also equal to $C(V_1 - V_2)$, therefore:—

$$C = \frac{V_1 + V_2}{2(V_1 - V_2)} \times t \mu\text{F}.$$

Although the purist may note that the average voltage is less than

$$\frac{V_1 + V_2}{2}$$

★ components list

Resistors:

R1 10kΩ 5%	R5 10kΩ 2%	R9 4.7kΩ 5%
R2 3.3kΩ 5%	R6 30kΩ 2%	R10 4.7kΩ 5%
R3 1kΩ 5%	R7 100kΩ 2%	R11 1MΩ 2%
R4 10kΩ 5%	R8 100kΩ 5%	

All resistors 1/4W. The final calibration depends largely on the accuracy of R5, R6, R7 and R11, so use 2% or better. R11 is used only for calibration so does not appear in circuit diagrams.

VR1 22kΩ VR2 10kΩ VR3 2.2kΩ

All skeleton pre-sets


VR4 5kΩ potentiometer, linear.

Semiconductors

Tr1 BCY71 Tr2 2N3819 D1/2 1N914

Miscellaneous

Capacitor C1, 250μF 16V, see text. Meter, 5VDC FSD (G. W. Smith Model SD640). Switch S1, 4 pole 3 way, break before make. S2 SPST, push-to-make. S3, SPCO biased toggle. S4, SPST push-to-make. Veroboard. Battery PP3 and terminal clips. Knobs. Instrument case (West Hyde Developments).



Photograph of prototype showing Veroboard bolted to front panel and interconnecting wiring.

the effective discharge resistance is rather less than $1M\Omega$, due to leakage, and these two errors tend to cancel.

Accurate method

For this method a table of natural logarithms is required. If a capacitor C is charged to a voltage V_0 and allowed to discharge through its leakage R, the voltage at time t is given by:—

$$V = V_0 e^{-\frac{t}{CR}}$$

Taking logarithms to the base e:—

$$\log_e V = \log_e V_0 - \frac{t}{CR}$$

Plotting $\log_e V$ against t gives a straight-line graph of slope $m_1 = \frac{-1}{CR}$ (see Fig. 5).

R here represents the parallel combination of the capacitor leakage resistance and the input impedance of the FET voltmeter. A second graph is plotted with R11 in parallel with C1.

The effective resistance is now:—

$$\frac{R \times 1M}{R + 1M} \text{ and the slope } m_2 = \frac{-(1+R)}{CR}$$

where R is in $M\Omega$ and C is in μF .

Simple algebra shows that $C = \frac{1}{m_1 - m_2}$

(Note that both m_1 and m_2 are negative, and that m_1 is the correction factor for leakage. The value of the leakage resistance is given by $R = (\frac{m_2}{m_1} - 1)M\Omega$.)

Whichever method is used, at least three "runs" should be plotted and an average taken to give the value of C. R11 should now be removed.

Next the constant-current ranges must be set. If the capacitor was measured as $390 \mu\text{F}$, as in the prototype, the current on range 3 (0.5 seconds)

should be set to $390\mu\text{A}$. Switch S3 to CAL and adjust VR3 until the voltmeter indicates 3.90V. Now switch to range 2 and adjust VR2 until the voltmeter again reads 3.90V. Repeat using VR1 on range 1.

Finally operate S4 and check that the meter still reads zero. If the zero has drifted it must be re-adjusted using VR4, when VR1, VR2 and VR3 may all have to be reset.

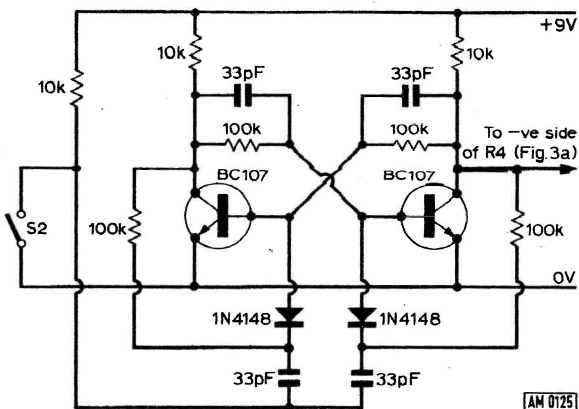


Fig. 6: Additional bistable switch circuit for long intervals, in place of S4.

As it would be rather inconvenient to hold S4 operated during timing, a bistable can be used so that S4 is pressed once to start, and again to stop timing. The circuit is given in Fig. 6.

It is worth remembering that electrolytic capacitors normally have a tolerance range of -50% to $+100\%$ so that the nominal $250\mu\text{F}$ capacitor may have an actual value from $125\mu\text{F}$ to $500\mu\text{F}$.

LIGHT OPERATION OF TIMER

Another idea that was used with the prototype was a bistable operated by light-dependent resistors, Fig. 7.

Two LDR's are used, type ORP12. Interrupting the light falling on LDR1 operates the bistable so that Tr2 is conducting, which turns the timer on.

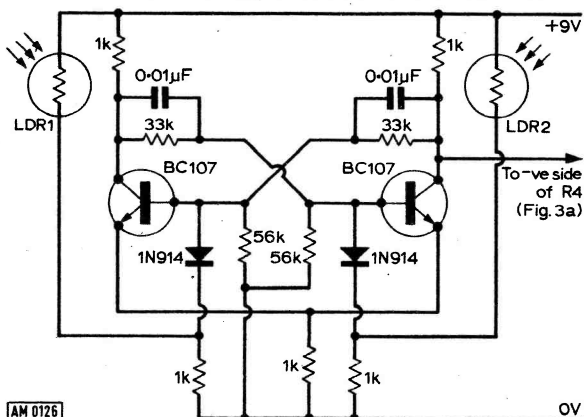


Fig. 7: In this circuit the bistable is operated by LDR's.

Interrupting the light to LDR2 restores the bistable so that Tr2 turns off. R8 may be altered to a lower value which will affect the sensitivity. It may be necessary to increase R6 and R7 to, say $100\text{k}\Omega$ if low gain transistors are used.

TELEVISION

IN THE FEBRUARY ISSUE

CONVERTING FOREIGN RECEIVERS

Every so often you are likely to be approached by someone wanting a foreign set converted for use in the UK. Just what can and can't be achieved? Now that we are on 625 lines quite a number of conversions can be satisfactorily carried out without too much trouble. Keith Cummins outlines the approach to be adopted and also takes a look at a type of portable not often encountered in the UK—the type with a compactron valve line up.

SIMPLE FET VOM

Even a $20\text{k}\Omega/\text{V}$ meter can give misleading readings when transistor stages are being checked. A really high-impedance meter is thus a great help. The use of a field effect transistor provides the solution: Bob MacClay describes a simple meter with an input impedance of $10\text{M}\Omega/\text{V}$ ($20\text{M}\Omega/\text{V}$ on the 1V range).

SERVICING TV RECEIVERS

The next chassis to be reported on by Les Lawry-Johns is that used in the Decca MS2000/MS2400 series. This is a hybrid (valves/transistors/i.c.) chassis with several pitfalls for the unwary.

THE SILICON VIDICON

The latest phase in TV camera tube technology is the development of the silicon diode array vidicon. The silicon vidicon has high sensitivity and is not damaged by over-exposure. The basic silicon-diode array will also feature in the all solid-state cameras at present being developed. Ian Sinclair reports.

SERVICE NOTEBOOK

More hints and reports from George Wilding's TV servicing experiences.

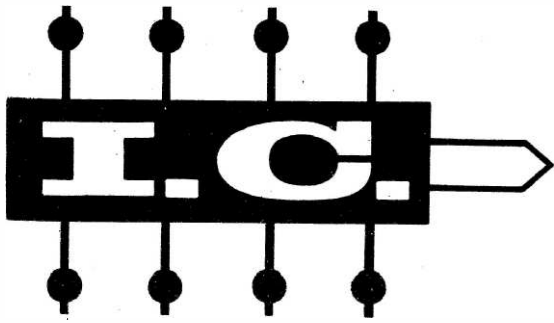
PLUS ALL THE REGULAR FEATURES

TO
(Name of Newsagent)

Please reserve/deliver the FEBRUARY issue of TELEVISION (20p), on sale JANUARY 21, and continue every month until further notice.

NAME

ADDRESS



OF THE MONTH

Number 43

Motorola MC1566L Constant-Current Source

WHEN a constant-current source is required and the various advantages offered by the use of IC's are to be exploited, an input voltage limit of 40 or, possibly, 50V is normally necessary if the IC's are not to be damaged.

Neil Wellenstein, an applications engineer working in Motorola's Arizona laboratories, discovered a means of obtaining a variable constant-current supply with input voltages as high as 750V using a standard regulator IC. In fact, the input voltage is limited only by the breakdown voltage of the series-pass transistors employed.

Development

The IC used by Wellenstein was the MC1566L which has the ability to "float" on its own output voltage. However, when used conventionally, a voltage sensitive error occurs in the constant-current mode which is large enough to prevent the device from being used as a precision constant-current source. Normally the constant-current feature of the MC1566L would only be used to provide short circuit protection when the device is employed as a voltage regulator. The magnitude of the current error is small enough to be of no consequence in this application.

The MC1566 contains a current sensing and a voltage sensing amplifier which "float" on the output voltage and which are supplied from an on-chip regulator. The on-chip regulator receives its input from an auxiliary 25V supply external to the chip.

When used conventionally a constant 1mA flows from pin 3 through a resistor to earth to establish the reference voltage for the voltage sensing amplifier. The error voltage appears between pins 8 and 9. When the device goes into the current limit mode (short circuit conditions) part of the 1mA output from pin 6 can flow through a diode to pin 9 thereby upsetting the error voltage and producing a voltage sensitive output current error.

Practicalities

Wellenstein discovered that by reversing the roles of the voltage and the current sensitive amplifiers, he could eliminate this problem altogether. The accompanying drawing shows the circuit, Fig 1. The net effect is that any portion of the reference current that appears in the load must pass through the current sensing resistor R9 which cannot be bypassed as was previously the case.

The maximum input voltage to the circuit is

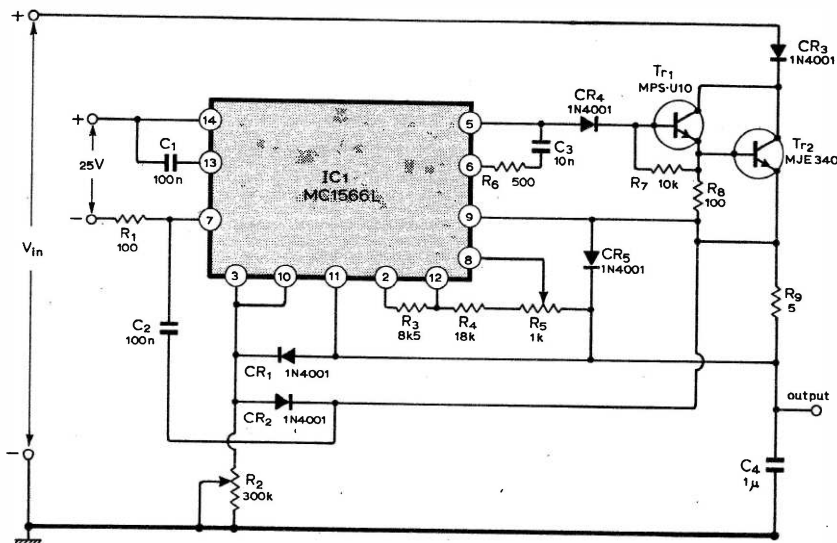


Fig. 1: Practical circuit of the constant-current source fed from a high voltage supply.

TO record, without addition or loss, the total directional reverberant information of a live performance inherently needs a microphone technique responsive to the direction of arrival of the sound and capable of delivering this directional information in a format suitable for recording. Such microphones do not at present exist in a commercial form, but have been improvised using tetrahedral arrays of cardioid microphones in promising experiments by Michael Gerzon of the Mathematical Institute, University of Oxford.

An integrated microphone exhibiting these properties is under development with the assistance of Calrec Audio. Such a microphone will sense sounds from all directions, including those from above as well as from all around horizontally.

Sounds having a vertical component cannot be avoided, and the microphone must be designed to respond in a suitable manner so that this vertical information can either be retained or rejected electronically later in the system according to requirements. The signals generated from such a microphone could be amplified and fed directly to four loudspeakers, but *not* with these speakers positioned in the conventional square array.



Similarly the signals, for purposes of information storage, may be fed to a four-channel tape recorder, but again the resultant tape would not be directly suitable for conventional playback.

By the use of suitable decoders such a tape could be replayed through any number of loudspeakers purposefully arranged; these arrangements specifically including the commonly proposed four speaker array or two speaker stereo or even true mono.

This four track tape, or the signals direct from the microphone, may be encoded onto *two* channels of information in such a way that allows the original directional information to be in large measure decoded for multi-speaker playback. The two channel signal, be it on disc, cassette or f.m. radio, is directly suitable without decoding for stereo presentation a la Blumlein and with no more than the usual adverse compatibility to mono when the two channels are directly paralleled.

THREE CHANNEL ENCODING

The original four signals can also be encoded onto the three audio channels potentially available

within the bandwidth of f.m. broadcasts, to provide marginal improvement particularly in phase relationship and mono/stereo compatibility. The use of a third channel on disc, possibly of reduced bandwidth, has been advocated by Prof. Duane Cooper of Illinois for similar reasons.

Finally, encoding the four signals onto four tracks of tape or a multiplexed disc such as the JVC-CD4 makes optimal use of the capabilities of four genuine audio channels and enables the full recovery of all information, including that of height, without phase anomalies. Demonstrably there are more versatile ways of employing four independent channels of information than merely feeding them to four loudspeakers.

COMPATIBLE QUAD

Certain of the commercial 'quadraphonic' systems have features consistent with ambisonics, without however exhibiting all its essential properties. Most notably the Nippon-Columbia UMX system of Cooper & Shiga comprises a compatible series of 2-, 3- and 4-channel codings basically consistent with ambisonics although hitherto confined to pan-potting in horizontal angle.

The Japanese 'Regular Matrix' defines a potentially ambisonic 2-channel system, but is vague about the distinction between internal and overhead sounds. Recordings made on any of these systems could be played back through an ambisonic system, with limitations in what could be reproduced but without glaring anomalies, by suitable switching between the basic units of the ambisonic decoders.

It is apparent that true compatibility between different systems, numbers of communication channels, and numbers and configurations of the loudspeakers the listener may use, can come only from the ambisonic approach of considering how to record the directional character of all the sound that may reach the microphone, and then considering how this full directional information can be collapsed down successively to horizontal-only, stereo and mono presentation.

RICHER GAMUT

Experiments with systems aimed at reproducing the true directional quality of original sound shows how restricted are the methods of synthesis and pan-potting in current use. Ambisonics provides a much richer gamut of possibilities.

In so far as it is possible to imitate synthetically the signals due to any sound that the system could record naturally, the possible effects include a previously recorded or synthesised signal being made to appear to recede into the distance or rush up to the listener, changing the character of its reverberance and 'atmosphere', swooping around the listener or even looping the loop.

In addition there is the possibility of creating sounds that never existed in nature, including the so-called 'internal' or 'in-the-head' sounds. At the present stage of development no limits can be placed on the possibilities thus opened up for future developments of the art in synthesised music of 'pop' effects.

In what is called 'serious' music, ambisonics can be the means of reversing the current trend of elaborate recording techniques coming between the listener and the performance. It represents a return to the concept of creating a sound at a good listening position at the live performance, and then recording as accurately as possible the characteristics that give this sound its live quality; surely what 'high fidelity' reproduction is all about.

PARAMETERS

The physical basis of these developments can be expressed in terms of wave-equation of sound. The sound-field at a point is completely determined by knowledge of the pressure p and the three resolved cartesian components of fluid velocity v_x , v_y and v_z . These four parameters can evidently be transmitted along four communication channels each of audio-bandwidth.

A natural way of doing so has been discussed, with much other relevant theory, by Gerzon, in terms of signals representing the four spherical harmonics of order zero and unit, namely l, x, y, z (where x, y and z are direction cosines and l represents an omni-directional component). Note that this or equivalent methods are optimal in the use made of four channels, and are quite distinct from the inferior way the four channels are used in 'quadraphonics'.

If attention is confined to progressive sound-waves, without any standing-wave component, knowledge of the three velocity components v_x, v_y and v_z determines the pressure p uniquely except for an ambiguity of sign caused by the inability to distinguish two waves of opposite phase travelling in opposite directions.

Thus knowledge of p is partially redundant, and this redundancy can be used to compress the information into three channels each of audio bandwidth, if some limitations are accepted. With respect to sounds arriving horizontally, the transformation between four and three channels can be made completely reversible, so that for this application three and four channel systems are strictly equivalent.

TO TWO CHANNELS

The possibility of compression (with some further compromise) into two channels can be expressed in terms of representing the direction of arrival of sound by the two parameters of horizontal angle θ and vertical angle ϕ (i.e. azimuth and altitude angles). Two degrees of freedom are available in a two channel signal, after normalisation to represent the intensity of the sound, namely the relative amplitudes and the relative phases of the signals in the two channels. Thus by using phase information, the three-dimensional sound field can be correctly identified.

Developments in the realisation of the above theoretical possibilities are the subject of current patent applications in the U.K., Canada, Denmark, France, Germany, Italy, Japan, Netherlands, Switzerland and the U.S.A.

This article is reproduced by permission of IMF of High Wycombe. ■

limited by the series-pass transistor. In the case of the MJE340 shown, the maximum input voltage is 300V. The circuit provides a constant-current output which is adjustable from $200\mu\text{A}$ to 100mA ; above 10mA take care not to exceed the ratings of the MJE340. At both the $200\mu\text{A}$ and the 1mA settings, output impedance exceeds $200\text{M}\Omega$.

The $1\mu\text{F}$ capacitor C4 is necessary to ensure circuit stability. However, it limits the rate at which the voltage across the load can change in response to a sudden change in load resistance. This response time can be found by multiplying the capacitor value by the final load resistance. The instantaneous load current is found by dividing the instantaneous output voltage by the final value of load resistance.

The MC1566L is made to a military specification, the 'civilian' equivalent being the MC1466L. The MC1466L costs £3.30, the MPSU10 is 75p and the MJE340 (or BD158) is 41p, all obtainable from Jermyn Home Electronics, 112 Vestry Estate, Sevenoaks, Kent. Add 25p for P/P plus 10% VAT to total cost.

PW TECHNICROSS PUZZLE

Solution to No. 2



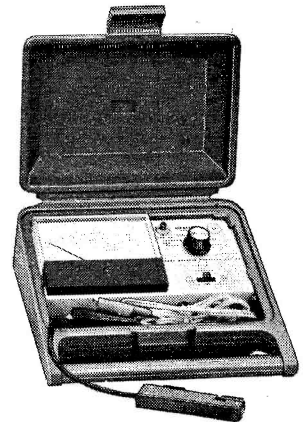



presented last month

1	D	2	I	S	3	C	4	T	5	W	6	E	7	E	8	T	9	R	10	S
	S		R						O		L		L		A					
9	R	O	S	Y			10	S	O	L	E	N	O	I	D					
	T		11	S	E	T					V		P		N					
12	V	O	L	T		R			13	D	E	L	E	T	E					
	P		14	A	D	A	M			N					S					
15	B	E	L	L		D		16	R		17	T	A	P	S					
A				19	L			20	T	O	N	E		R						
21	T	A	22	S	S	E	L		M		23	T	R	I	G					
	T		P		N			24	A	I	R		N							
25	E	L	E	C	T	R	O	N		26	O	A	T	H						
	R		E		I		R					D	E							
28	Y	O	D	E	L	L	E	R			29	E	D	D	Y					

FREE

HEATHKIT Electronics Catalogue

There's something for everyone
in the latest FREE Heathkit
catalogue



Choose cash or Heath Monthly Budget Plan

HEATHKIT for Television, Calculators,
Metal Detectors, SW Receivers, Car Radios,
Digital Clock, Burglar Alarm, Car Test
Equipment kits.

VISIT THE HEATHKIT CENTRES

LONDON

233 Tottenham Court Road.

GLOUCESTER (Factory & Showroom)
Bristol Road, Gloucester.

Please send me a FREE Heathkit catalogue

Name _____

Address _____

Heath (Gloucester) Limited, Department: PW/ 2/74
Gloucester GL2 6EE. Telephone 0452 29451

HEATH
Schlumberger

Two Transistor RECEIVER

R.A. Penfold

ALTHOUGH this receiver uses only two transistors, it is capable of receiving local broadcast stations at reasonable volume from a loudspeaker. In most areas it will also receive several foreign stations after dark. There is also provision for a crystal earpiece.

The set is self contained, having an internal 9 volt battery (PP4), 2 $\frac{3}{4}$ in. dia. loudspeaker and ferrite rod aerial. It tunes the medium wave band only and measures 6 \times 3 $\frac{1}{8}$ \times 1 $\frac{5}{8}$ in., excluding control knobs.

As the circuit uses only the minimum of components, it is both inexpensive, and easy to construct and has proved to be stable and reliable. It is a feature of the receiver that once it has been constructed, no special alignment is required before it can be used.

How it works

The circuit consists of a reflexed stage with controlled regeneration, coupled to a single transistor operated as a class A output stage.

The circuit diagram of the receiver is shown in Fig. 1. Tr1 stage provides the majority of the circuit

gain. L1 is the tuned winding of the ferrite aerial, and this is tuned by VC1. L2 couples the r.f. signal to the base of Tr1. Tr1 is biased by R1, and C5 plus R2 provide the supply decoupling. R1 is taken to the junction of T1-R2 so that no a.c. negative feedback is introduced, but a certain amount of d.c. feedback is, and this has a stabilising effect on the biasing of Tr1.

The primary winding of T1 forms an a.f./r.f. load for Tr1, and an amplified r.f. signal will appear at Tr1 collector. From here it is coupled via C4 to D1. The r.f. signal is detected by D1. It is important that D1 has the polarity shown.

The audio signal present at the junction of D1-C3 is coupled to the base of Tr1 via L2 winding. Tr1 now operating as an audio amplifier, with T1 primary forming an a.f. load.

In order to increase sensitivity, and also selectivity, regeneration is applied to Tr1 stage. This is the process of feeding some of the r.f. signal at Tr1 collector back to the base of Tr1 (via L1/L2) for further amplification.

Tr1 inverts the r.f. signal, and from Tr1 collector the r.f. signal is coupled via C2 to VR1 slider, and from here via C1 to L1/L2. VR1 controls the regeneration, and maximum sensitivity is obtained with this adjusted just below the point at which the circuit breaks into oscillation. It would appear logical to connect C2 to the top of VR1, and C1 to the slider, but when this was tried the circuit was rather unstable.

Tr1 and Tr2 are coupled by transformer T1, C6 providing the necessary d.c. blocking between the base of Tr2 and the d.c. path to earth through T1 secondary. T1 is a miniature driver transformer for two OC72's. The centre tap on the secondary is ignored. Various transformers were tried and despite differences in impedances and ratios, they all gave virtually identical results.

Tr2 operates as the output transistor. This is biased by R3. The loudspeaker forms the collector load for Tr2 when the loudspeaker is in use, and R4 forms the load when the earpiece is used. The jack socket for the earpiece has a break contact which is used to cut out the loudspeaker from circuit when the earpiece is plugged in. As R4 has a relatively high value it can be left in circuit when the loudspeaker is being used, without having a detrimental effect on performance. C7 introduces a certain amount of negative feedback at the high audio frequencies which helps to improve the audio response.

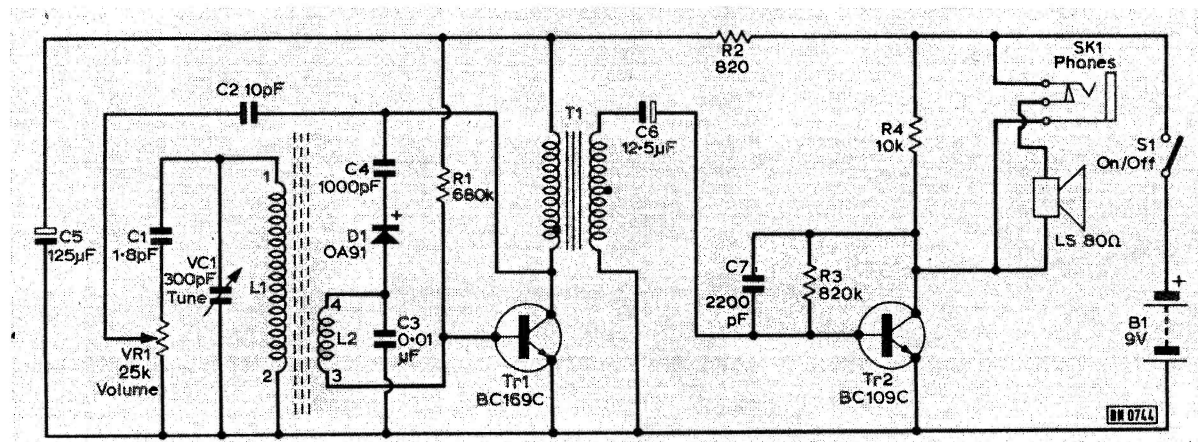


Fig. 1: Circuit of the two transistor receiver.

Ferrite aerial

This is wound on a $4\frac{1}{2} \times \frac{3}{8}$ in. ferrite rod. This size should be readily available. Enamelled or d.c.c. wire is used, the exact gauge not being too important. Something in the region of 30-32 s.w.g. is a good choice as this is fairly easy to use, and gives a reasonably compact winding. Fig. 2 shows the construction of the aerial.

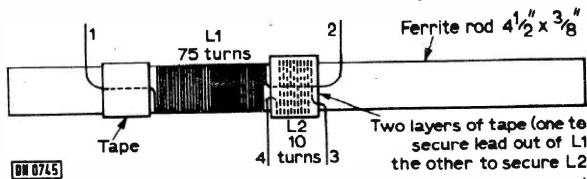


Fig. 2: The ferrite rod aerial.

As can be seen from Fig. 2, L1 winding consists of 75 turns of wire. This wound in a single layer, and should be kept as tidy as possible, avoiding any overlaps. The leads at each end of the coil are taped to the rod, using insulation tape, so as to hold the coil in place. The coil is wound slightly off centre, so that when the aerial is mounted in the case it can be positioned slightly away from the speaker.

L2 winding consists of 10 turns of wire wound over one of the pieces of insulation tape, with a further layer of tape placed on top of this in order to hold it in position. The coil has a single layer, and again it should be free from overlaps.

The case is made from $\frac{1}{8}$ in. sheet paxolin, or a similar material. A cut-out for the speaker is made using a coping or fret saw. This and the other holes should be made before the various parts are

★ components list

Resistors	
R1	680k Ω
R2	820 Ω
R3	820k Ω 5%
R4	10k Ω
All $\frac{1}{4}$ watt, miniature	
VR1	25k Ω log or lin with switch
Capacitors	
C1	1.8pF ceramic
C2	10pF ceramic
C3	0.01 μ F polyester
C4	1000pF ceramic
C5	125 μ F 10 V.W.
C6	12.5 μ F 25 V.W.
C7	2200pF ceramic
Semiconductors	
Tr1	BC169C
Tr2	BC109C
D1	0A91
Miscellaneous	
Paxolin; fret, etc. for case; 2 $\frac{1}{2}$ in. 80 Ω L.S. 3.5mm switched jack socket; crystal earpiece with plug (3.5mm); miniature driver transformer (see text); 4 $\frac{1}{2}$ in. x $\frac{1}{8}$ in. ferrite rod; wire for coils (see text). 250 or 300pF variable capacitor, miniature solid dielectric or air spaced; PP4 battery with clips to suit; Veroboard for component panel; two control knobs, hardware.	

assembled. The way in which the parts fit together can be ascertained from the diagram. A good quality household adhesive, such as Araldite is recommended.

Two small blocks of wood approx. $\frac{3}{4} \times \frac{5}{8} \times 1$ in. are glued to the sides of the case (as shown in Fig. 4). The rear of the case is held in place by two wood screws which pass through two holes already drilled in the back and then screw into the two small blocks of wood.

The method of mounting the ferrite rod can be seen in Fig. 4. The two blocks of wood on which it is mounted measure approx. $1 \times \frac{5}{8} \times \frac{1}{4}$ in. and $1\frac{1}{8} \times \frac{5}{8} \times \frac{1}{4}$ in. The rod is mounted as far to the rear of the case as possible. A $\frac{3}{8}$ in. dia. hole is drilled in each of the blocks of wood, and the rod is pushed into these (it need not be glued). The blocks are then glued to the case.

Some of the initial wiring can now be commenced. This is shown in Fig. 4. This also shows the position of the battery and Veroboard component panel.

Mounting the loudspeaker

A piece of speaker fret is glued behind the speaker cut-out, and the speaker is then in turn carefully glued to this. A sticky backed plastic material is used to cover the case, and so give a smart finish.

VC1, VR1, and the jack socket can then be mounted. VC1 may have a $\frac{3}{8}$ in. dia. single hole fixing, but many types have a two or three hole screw fixing. In these cases it is best to glue the capacitor to the front panel.

Veroboard panel

With the exceptions of C1, and R4, all the small components are mounted on a small piece of 0.15in. matrix Veroboard. This has the copper strips running lengthwise. The component layout of this panel is shown in Fig. 3.

If T1 is of a type, which has a mounting clip and flying leads, the clip should be removed and the leads cut short so that it can be treated as a printed circuit type.

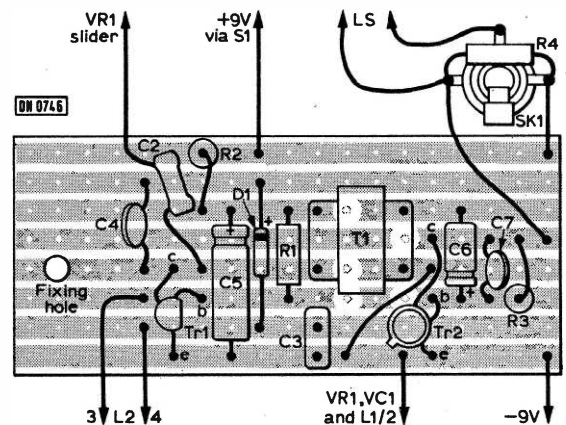


Fig. 3: Veroboard panel component layout.

BI-PRE-PAK

SUPPLIERS OF SEMI-CONDUCTORS TO THE WORLD



Telephone Corner

COMPLETE TELEPHONES

Normal Household Type

EX. G.P.O. Only **£1-05p** P & P 45p each

TELEPHONE DIALS

Standard Post Office type, Guaranteed in working order.

Only **27 1/2p** POST & PACKING 16 1/2p

Tested and Guaranteed Paks



- B79 4 IN4007 Sil. Rec. diodes. 55p
1,000 PIV lamp plastic
- B81 10 Reed Switches, 1" long, 55p
1/4" dia. High Speed P.O. type
- B99 200 Mixed Capacitors. 55p
Approx. quantity, counted by weight P & P 15p
- H4 250 Mixed Resistors. 55p
Approx. quantity, counted by weight P & P 15p
- H35 100 Mixed Diodes, Germ. 55p
Gold bonded, etc. Marked and Unmarked.
- H38 30 Short lead Transistors, 55p
NPN Silicon Planar types
- H39 6 Integrated Circuits, 55p
4 Gates BMC 962, 2 Flip Flops BMC 945
- H41 2 Sil Power transistors 55p
comp pair BD131/132



Unmarked Untested Paks

- B1 50 Germanium Transistors 55p
PNP, AF and RF
- B66 150 Germanium Diodes 55p
Min. glass type
- B84 100 Silicon Diodes DO-7 55p
glass equiv. to OA200, OA202
- B86 100 Sil. Diodes sub. min. 55p
IN914 and IN916 types
- H16 15 Experimenters' Pak of 55p
Integrated Circuits, Data supplied
- H20 20 BY126/7 Type Silicon 55p
Rectifiers 1 amp plastic. Mixed volts.
- H34 15 Power Transistors, PNP, 55p
Germ. NPN Silicon TO-3 Can.

Make a rev counter for your car

The 'TACHO BLOCK'. This encapsulated block will turn any 0-1mA meter into a linear and accurate rev. counter for any car with normal coil ignition system.

£1-10p each

A Cross Hatch Generator £3-85 post paid

A complete kit of parts including Printed Circuit Board. A four position switch gives X-hatch, Dots, Vertical or Horizontal lines. Integrated Circuit design for easy construction and reliability. A project in the Sept. '72 edition of Television.

Electronic Transistor Ignition

Now in kit form, we offer this "up to the minute" electronic ignition system. Simple to make, full instructions supplied with these outstanding features:—

Transistor and conventional switchability, burglar proof lock up and automatic alarm, negative and positive compatibility. This project was a "star" feature in the September 1973 edition of "Electronics Today International" magazine. Our kit is recommended by the ETI magazine.

OWING TO A HUGE DEMAND OUR KIT IS NOW REDUCED FROM £7'92

£6-60 COMPLETE KIT INCL. V.A.T. P. & P. 11p.

Ready built and tested unit £9-90 inc. V.A.T.

New Paks

TESTED & GUARANTEED

- H63 4 2N3055 type NPN Sil. power 55p
transistors. Below spec. devices
- H64 4 3819 N Channel FETs 55p
2N3819 in plastic case
- H65 4 40361 Type NPN Sil. transistors 55p
TO-5 can comp to H66

UNTESTED, UNMARKED

- H66 4 40362 Type PNP Sil. transistors 55p
TO-5 can comp to H65
- H67 10 3819N Channel FETs 55p
plastic case type

Over 1,000,000 Transistors in stock

We hold a very large range of fully marked, tested and guaranteed transistors, power transistors, diodes and rectifiers at very competitive prices. Please send for free catalogue.

Silicon Planar Plastic Transistors

Unmarked, untested factory clearance. A random sampling showed these to be of remarkably high quality.

Audio PNP, similar to ZTX500, 2N3702/3, BCY70 etc.

Audio NPN, similar to ZTX300, 2N3708/9, BC107/8/9, BC168/9 etc.

ALL AT 500 for £3-30, 1,000 for £5-50, 10,000 for £44 P. & P. 11p/1,000


Please state Audio NPN or Audio PNP when ordering.

Our very popular 4p transistors

- TYPE "A" PNP Silicon alloy, TO-5 can
- TYPE "B" PNP Silicon, plastic encapsulation
- TYPE "E" PNP Germanium AF or RF
- TYPE "F" NPN Silicon plastic encapsulation
- TYPE "G" NPN silicon similar ZTX 300 range
- TYPE "H" PNP silicon similar ZTX 500 range

8 RELAYS FOR VARIOUS TYPES P & P 27 1/2p **£1-10p**

Plastic Power Transistors



NOW IN TWO RANGES

These are 40W and 90W Silicon Plastic Power Transistors of the very latest design, available in NPN or PNP at the most shockingly low prices of all time. We have been selling these successfully in quantity to all parts of the world and we are proud to offer them under our Tested and Guaranteed terms.

Range 1. VCE. Min 15. HFE Min 15.
1-12 13-25 26-50
40 Watt 22p 20p 18p
90 Watt 26 1/2p 24 1/2p 22p

Range 2. VCE. Min. 40. HFE Min 40
1-12 13-25 26-50
40 Watt 33p 31p 28p
90 Watt 38 1/2p 36 1/2p 33p

Complementary pairs matched for gain at 3 amps. 11p extra per pair. Please state NPN or PNP on order.

INTEGRATED CIRCUITS

We stock a large range of I.C.s at very competitive prices (from 11p each). These are all listed in our FREE Catalogue, see coupon below.

METRICATION CHARTS now available

This fantastically detailed conversion calculator carries thousands of classified references between metric and British (and U.S.A.) measurements of length, area, volume, liquid measure, weights etc.

Pocket Size 15p Wall Chart 18p

LOW COST DUEL IN LINE I.C. SOCKETS

14 pin type at 16 1/2p each | Now new low profile 16 pin type at 18p each | type

BOOKS

We have a large selection of Reference and Technical Books in stock. Details are in our latest Catalogue. Send for it TODAY, using the coupon below. N.B. Books are void of V.A.T.

Send for lists of publications

Our famous P1 Pak is still leading in value

Full of Short Lead Semiconductors & Electronic Components, approx. 170. We guarantee at least 30 really high quality factory marked Transistors PNP & NPN, and a host of Diodes & Rectifiers mounted on Printed Circuit Panels. Identification Chart supplied to give some information on the Transistors.

11p P & P on this Pak.

Please ask for Pak P.1. only **55p**

Please send me the FREE Bi-Pre-Pak Catalogue.

NAME
ADDRESS

ALL PRICES INCLUDE 10% VAT

MINIMUM ORDER 50p. CASH WITH ORDER PLEASE. Add 11p post and packing per order

OVERSEAS ADD EXTRA FOR POSTAGE

BUY THESE GOODS WITH ACCESS

BI-PRE-PAK LTD

Dept. D. 222-224 WEST ROAD, WESTCLIFF-ON-SEA, ESSEX.

TELEPHONE: SOUTHEND (0702) 46344.

U.C. Reg. No 820939

'WORTH WAITING'

A JOINT ANNOUNCEMENT FROM

IMHOFS



Due to contractual commitments both at home and overseas Eddystone Receivers are in short supply. Whilst the manufacturers are doing their best to meet these requirements we would ask your forbearance and understanding of the present delivery situation. Limited supplies of the ever popular EC10 and EB37 will continue to be available. Apologies for the necessity to "DIM THE LIGHT" — normal brilliance will be resumed as soon as possible.

IMHOFS
112-116 New Oxford St.
London WC1A 1HJ
telephone 01 636 7878

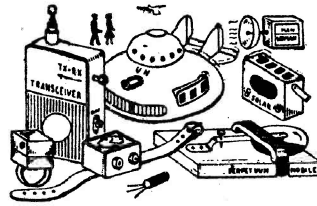
EDDYSTONE RADIO Ltd.
Alvechurch Rd.
Birmingham B31 3PP
telephone 021 475 2231

R85

PRINTED CIRCUIT KIT

BUILD 60 INTERESTING PROJECTS on a PRINTED CIRCUIT CHASSIS with PARTS and TRANSISTORS from your SPARES BOX

CONTENTS: (1) 2 Copper Laminate Boards 4 1/2in x 2 1/2in. (2) 1 Board for Matchbox Radio. (3) 1 Board for Wristwatch Radio, etc. (4) Resist. (5) Resist Solvent. (6) Etchant. (7) Cleanser/Degreaser. (8) 16-page Booklet *Printed Circuits for Amateurs*. (9) 2 Miniature Radio Dials SW/MW/LW. Also free with each kit: (10) Essential Design Data, Circuits, Chassis Plans, etc. for 60 TRANSISTORISED PROJECTS. A very comprehensive selection of circuits to suit everyone's requirements.



**EXPERIMENTER'S
PRINTED CIRCUIT KIT
70p**

Postage & Pack. 10p (UK)
Commonwealth:
SURFACE MAIL 15p
AIR MAIL 60p
Australia, New Zealand,
South Africa, Canada

(1) Crystal Set with biased Detector. (2) Crystal Set with voltage-quadrupler detector. (3) Crystal Set with Dynamic Loudspeaker. (4) Crystal Tuner with Audio Amplifier. (5) Carrier Power Conversion Receiver. (6) Split-Load Neutralised Double Reflex. (7) Matchbox or Photocell Radio. (8) "TRI-FLEXON" Triple Reflex with self-adjusting regeneration (Patent Pending). (9) Solar Battery Loudspeaker Radio. The smallest 3 designs yet offered to the Home Constructor anywhere in the World. 3 Subminiature Radio Receivers based on the "Tridexon" circuit. Let us know if you know of a smaller design published anywhere. (10) Postage Stamp Radio. Size only 1.62in x 0.95in x 0.25in. (11) Wristwatch Radio 1.5in x 0.80in x 0.55in. (12) Ring Radio 0.70in x 0.70in x 0.55in. (13) Bacteria-powered Radio. Runs on sugar or bread. (14) Radio Control Tone Receiver. (15) Transistor P/P Amplifier. (16) Intercom. (17) 1-valve Amplifier. (18) Reliable Burglar Alarm. (19) Light-Seeking Animal, Guided Missile. (20) Perpetual Motion Machine. (21) Metal Detector. (22) Transistor Tester. (23) Human Body Radiation Detector. (24) Man/Woman Discriminator. (25) Signal Injector. (26) Pocket Transceiver (Licence required). (27) Constant Volume Intercom. (28) Remote Control of Models by Induction. (29) Inductive-Loop Transmitter. (30) Pocket Triple Reflex Radio. (31) Wristwatch Transmitter/Wireless Microphone. (32) Rain Alarm. (33) Ultrasonic Switch/Alarm. (34) Stereo Pre-amplifier. (35) Quality Stereo Push-Pull Amplifier. (36) Light-Beam Telephone "Photophone". (37) Light-Beam Transmitter. (38) Silent TV Sound Adaptor. (39) Ultrasonic Transmitter. (40) Thyristor Drill Speed Controller. (41) Light Dimmer. (42) I.C. Pre-amplifier. (43) I.C. Amplifier. (44) I.C. Intercom. (45) I.C. Radio. (46) Raudive Voices Receiver. (47) Biofeedback Amplifier. (48) Brainwave Detector. (49) Proximity Switch. (50) Laser Projector. Plus 10 Photoelectric Circuits, Simple Alarms, Long Range Alarms, Projector, etc.

YORK ELECTRICS, Mail Order Dept.

335 BATTERSEA PARK ROAD, LONDON, S.W.11

Send a S.A.E. for full details and a brief description of all kits and Projects.

PLUGS & LEADS

Plugs	
Pack 107 5 pin Din	22p
Pack 108 3 pin Din	20p
Pack 135 1/2" jack	27p
Pack 130 1/2" Jack Stereo	50p
Pack 103 Loudspeaker Plug	17p
Pack 100 Phono Plug	7p
Pack 230 3 pin Socket	25p
Pack 236 5 pin Socket	33p
Pack 234 Loudspeaker Socket	33p

Ready-made Leads	
3 pin to 3 pin Din	70p
3 pin to open end	55p
5 pin to 5 pin Din	90p
5 pin to open end	70p
5 pin to 4 phono plugs	£1.00
Speaker lead Din to spade 12ft.	40p
Extension lead Din plug to socket 12ft.	70p
All leads approx. 6ft. in length	

DIAMOND STYLI

8TA; 9TA; 9TAHC; GP91; ST4; ST9; EV26; GC8. All at 80p each.

Double Diamond £1.25
Diamond suitable for Orbit NM22; G800; M3D £2.25 each

CARTRIDGES

Goldring G800	£6.00
Orbit NM22	£4.00
Shure 75/6	£6.00
Sonotone 9TAHC (Dia)	£2.00
Sonotone 8T4A (Dia)	£1.50
Ronnette 105 (Dia)	£1.25

All prices include VAT and postage

RECORD CARE

Cecil Watts Dust Bug	£1.20
Parastatic Disc Preener	45p
Antistatic Fluid	20p
Dust Bug Spares (Brush & Roller)	15p

CASSETTE TAPES

Audio-Magnetic C60	
Qty 3 6 10 20	
Price/£1.00/£1.90/£3.20/£6.30	
Cassette Caddy £1.20	
Cassette Head Cleaner 35p	

ZONAL ILFORD TAPE

5" Standard 600ft	25p
5 1/2" Standard 900ft	50p
7" (Plain boxed) 1200ft	60p
7" (Westminster Boxed) 1800ft	£1.25
7" Reel of Leader Tape (Blue or green)	75p

HEADPHONES

Sennheiser HD414	£12.50
AKG K50	£6.50
Beyer DT485	£35.00

MICROPHONES

AKG D109	£11.50
AKG D202E1	£39.50
AKG D190C	£17.00
AKG D190E	£18.20
AKG D224	£50.00
Sennheiser MD211N	£45.00
Sennheiser MD413N	£27.00
Sony ECM50	£85.00
Audio RMS7F Radio Mike	£210.00

SPEAKERS

E.M.I. 350 Kit Bohms	£8.20
E.M.I. 450 Kit Bohms	£4.50

PADGETTS RADIO STORE OLD TOWN HALL, LIVERSEDGE, YORKS WF15, 6PQ

TEL. HECKMONDWIKE 405285

SPECIAL OFFER

Used 19" TV Tubes. Type AW 47-91. Perfect condition. 6 months guarantee. £3 carr. paid.

Complete untested TV Sets 19" 405-line Types £3.50 carr. and ins. paid.

19" 625-line types untested. Complete with UHF Tuner £5.50 carr. and ins. Paid.

One Student and One Instructors Wireless Procedure Training Set, each unit housed in a small wood box and comprises Mike, Single L.R. Phone and connectors. Requiring Bell Battery (not supplied) to make intercom. £1.30 post paid.

Small Clock Type Sangamo Weston 200-250v 200 r.p.m. mains motor with Gear train (ex slot machine) Fair condition 60p post paid.

1/2 cwt. of ex Government Scrap Resistors, Panels, Gears, etc 30p carr. 80p.

Speakers removed from TV sets. All 3 ohm, 2 1/2 watts 7 x 4, 6 x 4, 8 x 2 1/2. All at 27p. Post and packing 12p.

Top Quality Tape, Reel to Reel 5" LP 55p. 5 1/2" LP 60p. 7" ST 66p. 7" LP 80p. Cassette Types C60 35p, C90 45p. Post on any tape 12p.

Jap Earpiece, 8 ohm, magnetic, 3.5 12p post paid.

Ex Equipment Valves all Tested before despatched. 3 months guarantee on all valves. Single valves post 3p, over post paid.

ARP12	6p	EF184	20p	PY801	17p
DY86	20p	PCF80	6p	PY82	10p
EB91	5p	PCC84	6p	PY33	20p
EF80	10p	PCL82	15p	UI91	20p
EBF89	15p	PCL84	15p	6BV7	12p
ECC81	12p	PCL85	20p	6F23	15p
ECC82	12p	PL36	17p	30F5	12p
EY86	20p	PY81	10p	30FL1	20p
EF183	20p	PY800	17p	30P19	10p

ABOVE PRICES INCLUDE V.A.T.

J. J. Francis (Wood Green) Ltd

MANWOOD HOUSE, MATCHING GREEN, HARLOW, ESSEX CM17 0RS Telephone; Matching 476

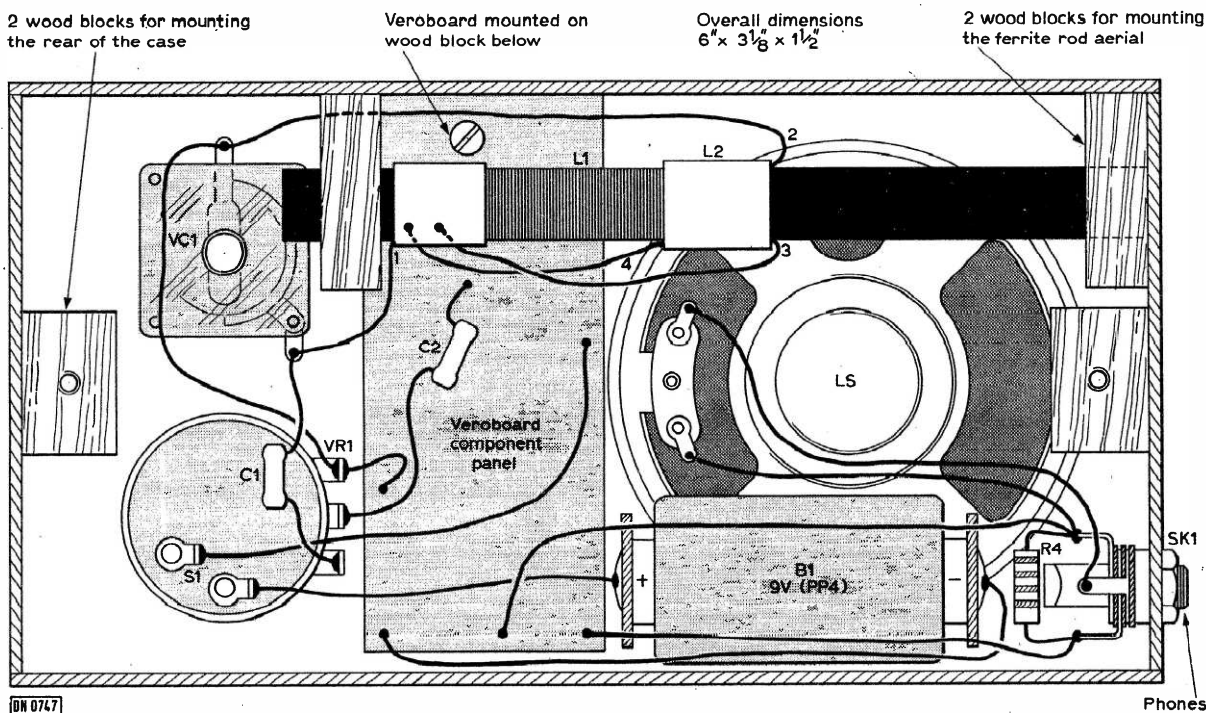


Fig. 4: General construction and layout details.

The 10pF capacitor C2, should have its lead out wires left full length. These can be insulated with sleeving, but this is not essential. The free end of C2 should not be connected to VR1 slider until the Veroboard panel has been mounted

The method of mounting the board is quite simple. A piece of wood approx. $1 \times 3/4 \times 1/4$ in. is glued to the inside of the front panel, at the top between the speaker fret and VC1. The Veroboard panel is then positioned as shown in Fig. 4, and a small wood screw is placed through the mounting hole and screwed tight into the block of wood.



DN 0740

Fig. 5: Transistor base connections.

Using the Set

For initial testing it is suggested that the earpiece is used. If VR1 is adjusted to turn the receiver on, and VC1 is then adjusted, it should be possible to receive two or three stations, although these will probably be rather weak. If VR1 is rotated further clockwise the stations should become louder. If VR1 is turned too far the receiver will begin to oscillate, and whistles will be heard from the earpiece as the set is tuned across the band. If the receiver fails to oscillate, try reversing the connections of L2 winding. The receiver is most sensitive with VR1 set just below the point at which oscillation occurs.

As the ferrite aerial is directional, the set should be rotated for optimum signal.

If the set works properly using the earpiece it can be tried using the speaker. For satisfactory speaker reception it will probably be found necessary to always adjust VR1 for maximum sensitivity and it will need re-adjustment each time the set is re-tuned.

Conclusion

The receiver may suffer from hand capacity effects. This is where putting ones hand near VC1 tends to slightly alter the tuning. This is a common failing of simple circuits of this type where a single tuning capacitor with a non-metallic chassis is used. It can be eliminated by placing a sheet of aluminium between the front panel and VC1-VR1. The aluminium panel should be connected to the negative supply.

Current consumption of the unit is approximately 11mA when using the loudspeaker and 4mA when using the earpiece. ■

OSCILLOSCOPE TECHNIQUES

Part 1 of this series due to commence in this issue has been held over until the March issue because of pressure on editorial space.

practically wireless

commentary by **HENRY**

No. 102

No
noise
is . . .

TELL it not in Gath. Certain of our exalted boffins are dreaming up new ways of overcoming noise. No, not polishing up Dolby—those lads are quite capable of effecting refinements themselves; you should see the latest Japanese version of the Dolby-B circuit, shorn of all but its essentials!

There are alternatives. Now that f.m. broadcasting has become and will continue to become, an everyday part of our lives, some means of bettering signal-to-noise ratio is needed. What we suffered from mono, because we could make a direct and favourable comparison with a.m., is intolerable when we listen to stereo v.h.f. broadcasts.

This is partly psychological. In this country, some parts at any rate, stereo radio is very new: in some parts, still a vague promise. We tend to want our money's worth. We listen more intently. We wait, with bated breath, for some evidence that the studio engineer has his wires crossed and is allowing us to eavesdrop on a prompt from the wrong side of the wings.

The trouble, however, goes deeper. We now have the artistes aware of anti-noise possibilities; feeling they may have been cheated out of their full whack of exposure unless the engineering department has done its damndest. Can you imagine

someone like Arthur Garratt chatting scientifically to us without the full benefit of every decibel available; or James Burke, let alone Raymond Baxter, doing a 'what's to come' piece without the full armoury of technics at their backing?

Henry was particularly amused by the Larry Adler comment that *Woman's Own* would not let him retain his title for an article: 'What kind of noise annoys an Oistrakh?' They etiolated it to: 'No Noise is Good Noise.'

Beneath the levity is a serious question. What sort of noise *would* annoy an Oistrakh? Certainly not always the same sort of noise that perturbs ordinary mortals like you and me. Noise is a subjective thing. In an iron foundry, Thor could bash on regardless, but while I am tapping out this piece, the clack of a pair of platform soled shoes beneath my window can be utterly distracting. Well, I mean, they have a *nieu au pair* just down the road . . .

In the middle of the night, noise is the breathing of a wayward moth. To Patrick Moore, 1420MHz is probably the *bête noir* frequency*, while to sundry girl operatives in a factory, constant vibrations at 37Hz caused genuine excuses for sick headaches.

Probably the noise that would annoy an Oistrakh would be a second fiddle slightly out of tune in the opening of the Bach Double Violin Concerto. You can't do much about that with Dolby.

Trouble with the f.m. broadcast situation is that everybody has to be in on the act, or there is no point in applying signal tailoring. The other trouble, less often mentioned, is that current systems act on signals below a certain arbitrary level and within certain frequency bands. Which is all very well, but what about the *background* noise that accompanies some high level sounds and can still be heard?



Breathing of a wayward moth.

Studio types will tell you that "comparator" systems carry that particular penalty. Get a few of those big bass drum thwacks in the Panufnik "Heroic Overture" overriding a musing woodwind, and the processing inserts a 'noise swish' that has become so much a familiar phenomenon to us that we think the live performance lacks something.

Just like the old lady who complained after a concert that the orchestra did not sound as 'mellow' as on her pre-transistor radiogram.

Even the best BBC boffins will not be able to reinsert her "lost" frequencies in the right proportion. They cannot even do much to restore power lost to you by your distance from the receiver. It is a point not aired often enough by those hi-fi salesmen who insist (metaphorically) on assuring customers that they can get good stereo on a discarded clothes-line! That is, transmitter power will not of itself determine the range of broadcast reception. This is determined by the height of the aerial, the topography of the earth, humidity, temperature and other atmospheric mysteries. What the extra power does is precisely what we are here concerned with: it improves the signal-to-noise ratio.

* 1420MHz is the radiation frequency of the neutral hydrogen that results from the collision of hydrogen atoms: the intergalactic wavelength.



Eavesdrop on a prompt.

WEYTRONIC

	1-99	100+
IN 4003	5p	4p
IN 4006	8p	7p
IN 4148	5p	4p
BC 107	12p	10p
BC 108	12p	10p
BC 109	12p	10p
BFY 50	17p	14p
2N 3055	48p	43p

TRIAC (Plastic)		
8 amps 200v.		
40668 (RCA)	79p	59p
8 amps 400v.		
40669 (RCA)	98p	69p

DIAC		
45412 (RCA)	25p	18p

LINEAR (Teledyne)		
741 8 pin	39p	36p
Prompt despatch by post.		
All Devices Brand New.		
Please add 10% V.A.T. plus 10p postage.		

Cash with order to:—

WEYTRONIC

5, ROYAL TERRACE, WEYMOUTH, DORSET

KEEP WARM AT A COOL PRICE.

Slash central heating costs with AMKIT.

If you can put in electric wiring, you can install Amkit. The unique nylon pipe hot water central heating system, that you install yourself in hours.

Look at these advantages:

- No soldering
- No 'T' junctions
- No special equipment
- No leaks, no lagging, no corrosion
- No structural upheaval

Just reliable, effective central heating (Guaranteed 25 years) at a saving of between £150 & £250. This famous system has been successfully marketed since 1968.

Clip the coupon, and we'll tell you more.

To Autocon Manufacturing Co.

Spring House, 10, Spring Place, London, NW5, 3BH
Please send your brochure telling me all about Amkit.

Name

Address

PW2



or see for yourself at: THE AMKIT D.I.Y. CENTRE,
15, Procter St., London, W.C.1. (opp Holborn Undgnd).
Open Mon-Fri 9.30 am-5.30 pm. Sat 9 am-1 p.m.

MEN! GIRLS!

YOU CAN EARN £70p.w.

Plus an exciting life and a secure future.
HOW?

Get into the fabulous Computer Industry now. On the ground floor. While industry, commerce, science and governments are desperately seeking trained personnel. Give us only four to six weeks and we can train you in any one of the three vital careers in computers: (1) Programming (men and girls). (2) Operating (men and girls). (3) Key Punching (girls exclusively).

We are the only training organisation able to make this offer. And our teaching methods succeed because they combine specially prepared courses with equipment such as the unique Eduputer, exclusive to us.

Thanks to our methods, people from all walks of life have exchanged boring, underpaid, insecure jobs for careers that have meaning, prestige and security.

Past performance counts for nothing. Provided you have the aptitude (which we can discover quite simply), there is no reason why you should not get out of the rut and into Tomorrow's World—the fascinating world of Computers.

The moment you qualify—and we will help you do just that—one of our own exclusive appointments agencies will introduce you to opportunities galore. Worldwide. At no cost to you. All part of our continuing service.

What have you to lose by enquiring? Information and advice are yours for the asking.
Post the coupon TODAY for full details FREE and without obligation.



London Computer Training Services

R67, Oxford House, 9-15 Oxford Street, W.1. Telephone: 01-437 9906

Please send me your free illustrated brochure on training for
Computer Programming (men and girls)
Computer Operating (men and girls)
Key Punching (girls exclusively)

(tick appropriate box)

Name

Address

.....

.....

..... Tel.



transistor **BIAS** & **FEEDBACK**

G. R. WILDING

TRANSFORMERLESS complementary output stages are widely used in transistor receivers and amplifiers, since they confer the advantage of push-pull operation without the disadvantages of wound components.

The bases of the output pair are directly fed from the collector of the preceding driver stage and it only becomes necessary to include a low value resistive component between driver load and collector to develop the required p.d. for establishing their no-signal forward bias.

When germanium output transistors are used, requiring a base/emitter p.d. of about 0.2V, a silicon diode will develop the voltage to bias them both, but if silicon transistors are employed, two silicon diodes will be necessary.

Alternatively, a low value fixed or variable resistor may be used, and shunted by a miniature thermistor so that as ambient temperature increases, the latter's resistance decreases to reduce forward bias and thus stabilise the mean operating current. In some receivers a diode-connected transistor may be used and, if of similar thermal characteristics to the output pair, will compensate for temperature changes in similar fashion to a thermistor.

Current designs employ diodes, thermistors, fixed and variable resistors in many permutations and some of the more common ones are shown in Fig.1 together with a typical basic transformerless output stage. R1 constitutes the driver collector load with the forward biased diode developing the required potential for Class B operation, R2 and R3 stabilising output transistor working and minimising their spreads in characteristics.

When the driver collector voltage rises, b/e potential of Tr2 rises to increase its conductance, but the b/e potential of Tr3 is reduced to lower its conductance still further from the Class B position, and into cut-off.

When driver collector voltage reduces, the reverse happens, so that each transistor virtually only amplifies one half-cycle of the applied signal. By carefully selecting the no-signal operating point just above cut-off and therefore the most curved section of the transfer characteristic, highly efficient working with minimum crossover distortion can be achieved.

In the latest GEC 2541/Sobell 1541 portables, the amplifying properties of a transistor are utilised to give particularly good bias compensation against variations in amplifier supply voltage and ambient temperature.

The circuit is shown in Fig.2, with the output from a BC148 pre-amplifier being capacitively fed to audio amplifier Tr64.

This latter stage also DC stabilises the output

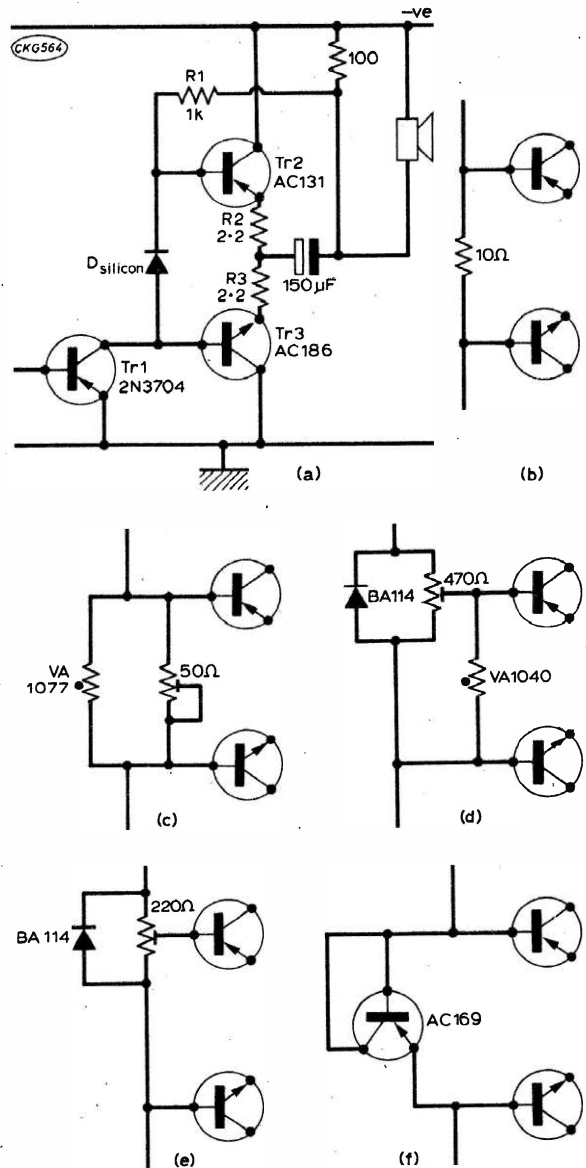


Fig. 1: (a) Basic complementary push-pull output stage, obtaining bias for the matched transistors from the voltage developed across diode. For germanium transistors, one silicon diode will develop the required p.d., but for silicon transistors, two silicon diodes in series will be necessary. Fig. 1 (b) to (f): Alternative methods of providing forward bias, showing typical values, exact values depending on transistors used and supply voltage.

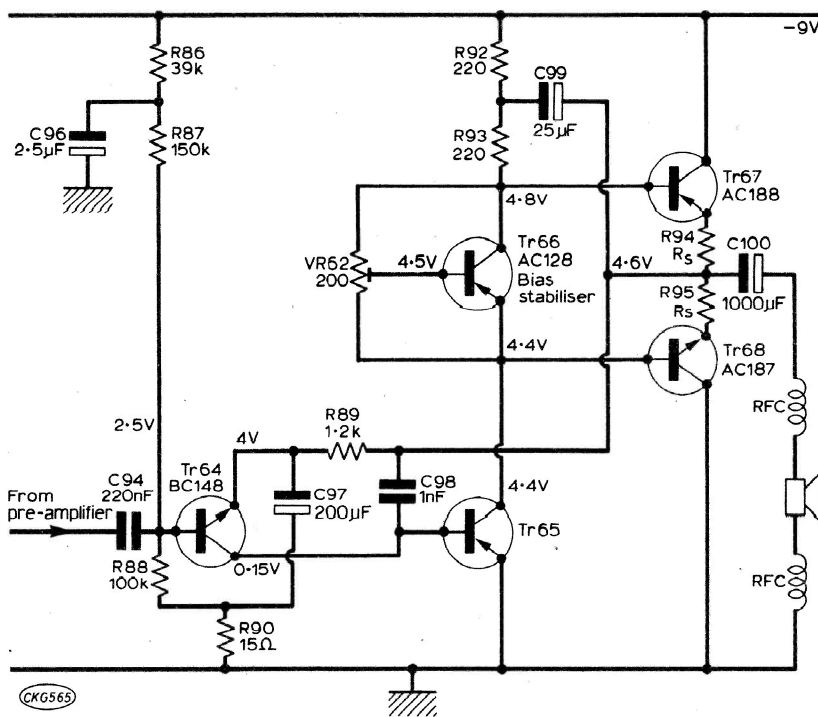


Fig. 2: DC coupled driver and output stages used in GEC 2541/Sobell 1541 six wave-band portables. The complementary push-pull output stage is stabilised in two ways, by Tr64 which equalises their mean operating voltages via Tr65, and by Tr66, which compensates their forward bias against variations in supply voltage and ambient temperature.

transistors, for with its emitter resistor being returned to the junction of their emitter resistors, while its base is held at a fixed potential by the R86/87/88/90 chain, any variation in the voltage at the output transistors emitters produces collector current changes in Tr64, which, due to DC coupling being maintained throughout the circuit, alters the individual biasing of Tr67/68 and equalises their working conditions.

Normally, the voltage at the junction of R94/95 is $-4.5V$, but if this tends to rise due to inequalities in the conductivity of Tr67/68, the emitter voltage of Tr64 will also be raised to increase its forward bias.

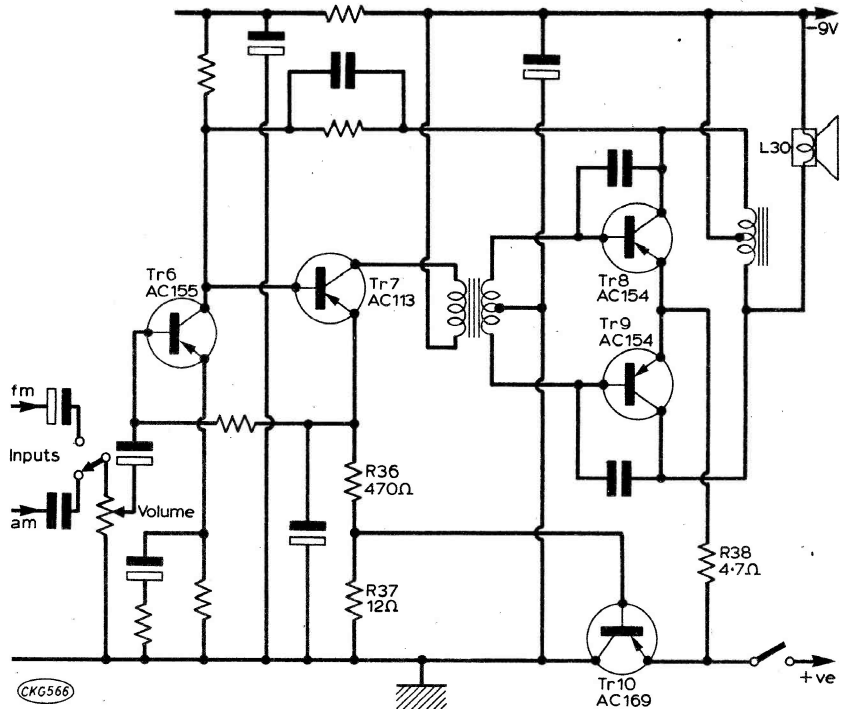
Tr64's collector current will therefore increase and as this is also the base current of driver Tr65, the latter's collector current will increase but decrease its collector voltage applied to the bases of the output transistors.

Net bias to Tr67 will therefore reduce, but increase to Tr68 and result in a lowering of the voltage at the junction of R94/95 to its original value.

Bias compensation is achieved by utilising the voltage developed across Tr66 and VR62 to forward bias the output transistors.

Normally, collector voltage of Tr66 is $-4.8V$ and emitter voltage is $-4.4V$, and as the junction of

Fig. 3: AF circuit used in several BRC portables, utilising a saturated transistor Tr10 in series with the supply to provide forward bias to the push-pull output stage. With Tr6 being DC coupled to Tr7, variations in the former's emitter current due to supply or temperature changes produce changes at the junction of R36/37 which effect compensating alterations to Tr10's bias and the voltage developed across it.



R94/95 is $-4.6V$, ignoring the small voltage drop across resistors, the output transistors are each forward biased to $0.2V$.

Due to the collector current of Tr64 being the base current of Tr65, the latter transistor becomes very sensitive to small changes in supply voltage and temperature. Increases in Tr65's collector current produce proportional increases in the voltage developed between the slider of VR62 and Tr66's emitter to reduce the c/e potential and therefore

forward bias to the output stage.

Bias for the transistors in conventional push-pull transformer circuits is usually obtained from a potential-divider across the supply, invariably including a thermistor for compensation against thermal changes.

However, several BRC receivers incorporating this type of circuit employ a transistor specifically for bias compensation whether from changes in temperature or supply voltage.

A typical example of such a circuit is shown in Fig. 3 where the compensating transistor, Tr10, is placed in series with the positive supply line to chassis.

The emitters of the output transistors are returned to positive by the 4.7Ω resistor R38, while the bases are taken directly to chassis via the centre-tapped secondary of the driver transformer.

The chassis is slightly negative to positive supply by the voltage developed across Tr10 which in turn is regulated by the forward bias tapped from the junction of R36/37 in the emitter lead of Tr7.

As Tr6 is DC coupled to Tr7, variations in the former's collector current, due to changes in supply voltage or ambient temperature, become amplified by the latter and produce proportional changes across R37 to vary the bias applied to Tr10 and thus its collector/emitter p.d.

Although worked in a highly saturated condition, Tr10 dissipates only a small wattage since its collector-emitter voltage is only a fraction of 1V.

SINGLE STAGE FEEDBACK

The simplest method of introducing negative feedback to one transistor stage is to omit the emitter resistor's decoupling capacitor, so that as emitter voltage follows base voltage, the effective b/e potential is reduced to reduce stage gain.

When the emitter resistor is fully decoupled, ie, by a capacitor large enough to hold emitter voltage constant at the lowest frequency handled, full gain is obtained.

A less widely used but very effective arrangement

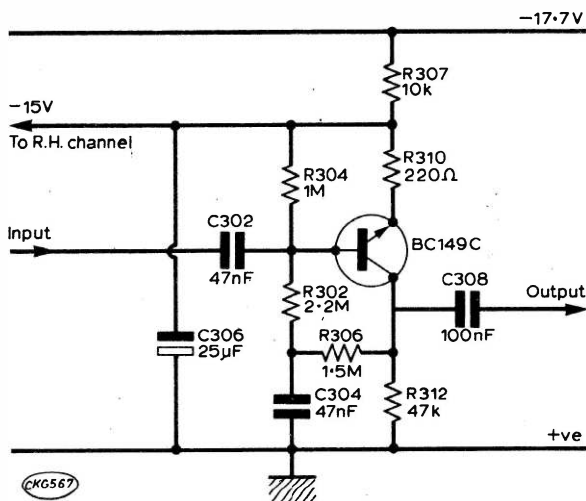


Fig. 4: Low noise audio input stage of GEC six + six stereo unit, forward biased from the collector, but with the AF signal largely filtered out by decoupler C304. R306/302 therefore DC stabilise the transistor while the undercoupled emitter resistor R310 introduces negative feedback.

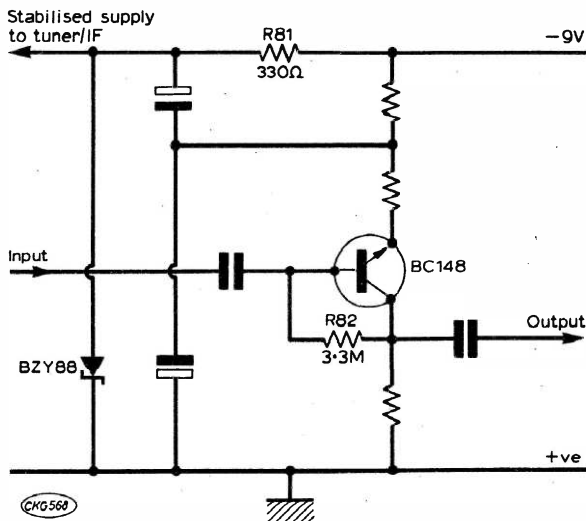


Fig. 5: AF pre-amplifier used in the GEC/Sobell range of portables forward biased by R82 directly from the collector, and applying both negative feedback and DC stabilisation.

is to supply the base bias feed from the transistor's collector instead of from the It rail.

This can be done whether emitters or collectors stem from chassis, and as well as introducing signal negative feedback, also stabilises the transistors DC working conditions, since an increase in I_c for any reason increases the voltage drop across the collector resistor to reduce forward bias and restore the original position.

For DC stabilisation without signal negative feedback, it is only necessary to split the base bias resistor and decouple the junction with a high value electrolytic capacitor.

An example of such an arrangement is given by both of the low noise audio input stages of the GEC 6+6 stereo unit, as shown in Fig.4.

R312 is the collector load stemming from positive chassis, while R306 and R302 provide forward bias directly from the collector.

Both being of very high value, practically all the

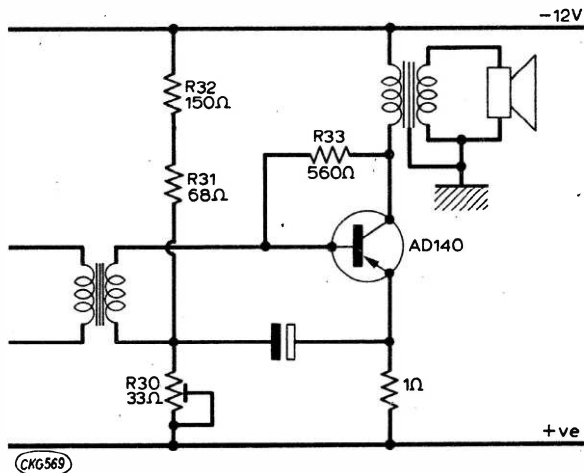


Fig. 6: Single-ended output stage used in many Philips car radio portables. R33 provides signal negative feedback, but not DC stabilisation, due to the primary resistance of the output transformer (only being one ohm. R30 is set to produce a no-signal collector current of 550 mA.

TAKE 20

DAVID ANDREWS

No. 57 NEON FLASHER

A series of simple transistor projects, using not more than twenty components.

It must be admitted that the possible applications for this circuit are rather few and far between but it is, nevertheless, offered as a novelty that some readers might like to exploit. The author recalls seeing an advertisement a few years ago for a present for the "man with everything"—it was a heated toilet seat with a built-in flasher to act as a beacon in the dark! This circuit could possibly be used in the latter function without risk of electrocution or perhaps it could be used as a sleep inducer in the child's bedroom!

Operation

The function is to make a small neon tube flash at a rate of about one flash per second, the driving source being a nine volt battery. Current consumption is very small, approximately 1 to 2 mA (average), thus a small battery could power the unit for considerable periods. The unijunction transistor Tr1 Fig. 1 forms a relaxation oscillator that produces a positive-going pulse at base b1 approximately once a second. Frequency of operation is set by R2 and C1. For the above quoted rate R2 ought to be 10k Ω but slower rates can be obtained by increasing its value to 100k Ω . Should faster rates be required C1 can be reduced in value proportionately.

The positive-going pulses from the oscillator are fed to the emitter follower Tr2 that provides suffi-

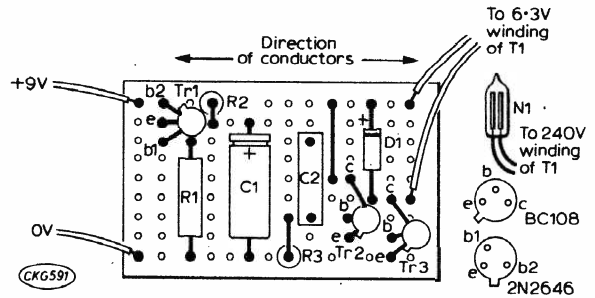


Fig. 2. The circuit can be constructed on veroboard as shown above. The board, transformer and neon lamp could be fitted into a suitable aluminium or plastic box.

cient drive to cause Tr3 to go into saturation. The rapid rise in current through T1's primary induces a high voltage across its secondary windings and this causes the neon to strike. This is repeated every time Tr1 goes through the conductive part of its oscillating cycle.

D1 should not be omitted as it protects the base collector junction of Tr3 from high reverse voltages when Tr3 switches off. The transformer can be any small mains one that has a 6.3V output; note, however, it is connected into the circuit with the 6.3V winding as the collector load and the neon connected across the 240V winding.

TRANSISTOR BIAS & FEEDBACK

—continued from page 963

AF signal is filtered to chassis through the decoupler C304.

In the latest GEC/Sobell 6 waveband portables, negative feedback and DC stabilisation is applied to the pre-amp stage by a 3.3M Ω resistor from collector to base, further feedback being developed across the unbypassed resistor in its emitter lead, Fig. 5.

In common with the other AF stages, this stage is operated from the negative 9V rail, R81 and zener diode BZY88 providing a stabilised supply for the tuner and i.f. stages.

Most transistor receivers employ a push-pull output stage of one form or another, with a feedback loop extending from the speaker to the driver stage, but in some Philips car radio models, a single AD140 is used, signal feedback being provided by a 560 Ω resistor from collector to base.

A typical example is shown in Fig. 6, but no DC stabilisation is provided by the resistor in this case since the DC resistance of the output transformer primary is only 1 Ω , but effective signal feedback is achieved since the output transformer's impedance to AF is comparatively high.

Forward bias is therefore provided by R32/R31, and to a lesser extent by R33, since it is much higher in value, while R30 sets the correct no-signal collector current at 550mA.

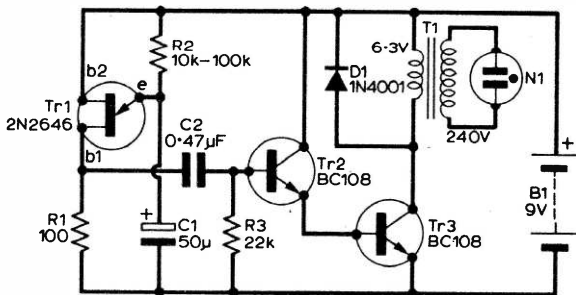


Fig. 1. Circuit of the neon flasher. R2, which, with C1, controls the flash rate could be made variable using a potentiometer. Additionally, C1 could have switched values.

★ components list

R1	100 ohm	Tr1	2N2646
R2	10k Ω (see text)	Tr2	BC108
R3	22k	Tr3	BC108
C1	50 μ F (6V)	N1	80V neon
C2	0.47 μ F (polyester)	T1	240V/6.3V
D1	1N4001		



ULTRASONIC REMOTE CONTROLLER

PART 2 ROLAND PERRY

THE TRANSMITTER

The transmitter, Fig. 6, consists of just two NE555 IC's and a few resistors plus capacitors. More resistors may be switched in as required to provide more tones.

The transmitter uses four channel tone encoding, but the receiver only employs two of these. One for 'ON', one for 'OFF'—the other two being spare for future use.

As stated earlier, the simplest of the command functions is accomplished by detecting the presence of the ultrasonic carrier. IC2 is programmed to provide the ultrasonic carrier at the frequency of the transducer. In the authors's case, this was 40kHz. The output of the 555 is a square wave fed directly to the transducer.

The next step is to frequency modulate the ultrasonic carrier. This is very simply achieved by IC1 feeding the appropriate tone into pin 5 of IC2. The tone frequencies can again be selected from Table A and switched by means of a multiway push button unit.

The PCB layout is detailed in Fig. 7, and this board fits neatly inside a Norman Rose AB7 aluminium box, along with battery and clips. The transducer is glued on the outside of the case. No doubt a more pleasing arrangement could be evolved without much effort, since aluminium boxes always betray a certain amateurish technique. A multipurpose plastics case will shortly be made available to accommodate this requirement.

When wielding the soldering iron around the circuit there is not much to be said, apart from "put the 555's in the right way round." Experience (bitter), shows that the 555 is not one of the harder IC's, and can be made defunct with very little effort. The author finds a desoldering tool of some kind is one of the most invaluable items in the constructor's toolkit.

The switch on the tone channel in the prototype was soldered directly to the board so when designing the board, try and accommodate the switch in a similar fashion, since it can save much time, and should mean that wiring mistakes will not occur. Remember that one pole of the switch on each tone channel is used to switch the supply.

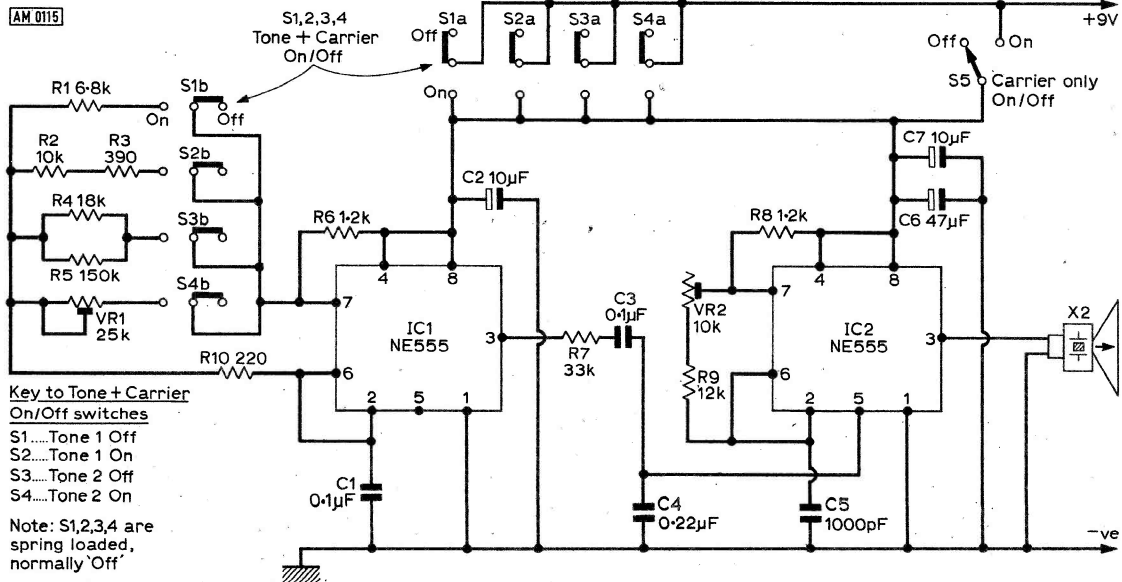
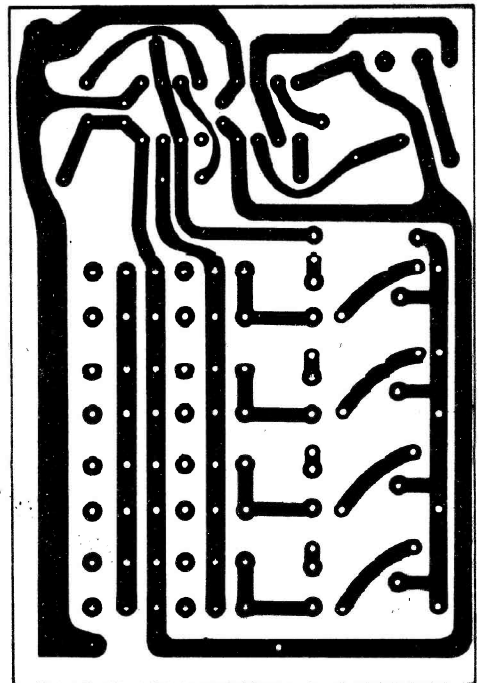
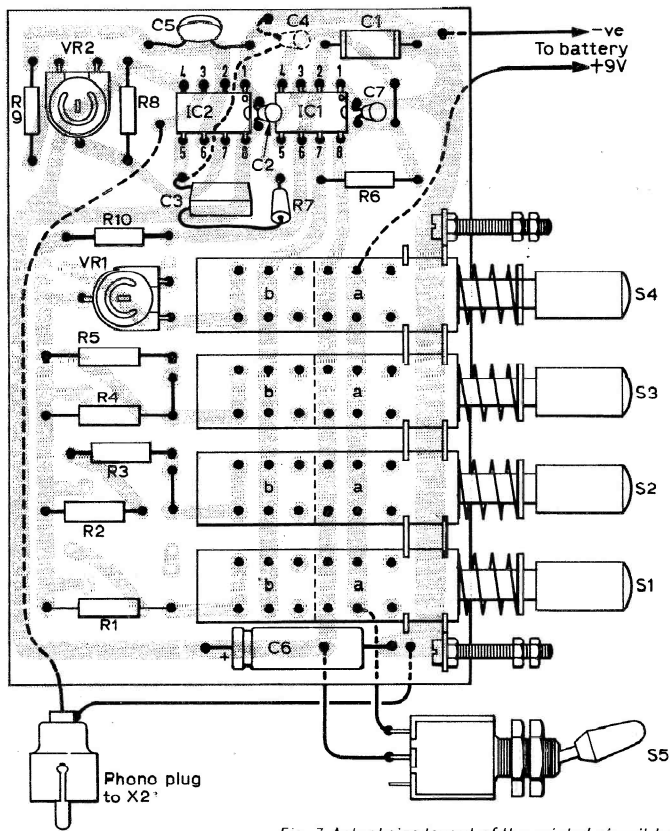



Fig. 6. Circuit of the transmitter or controller, IC1 providing the tones which modulate the carrier produced by IC2 Note:—R10 was inadvertently omitted from components list.




AM 0116

Fig. 7 Actual size layout of the printed circuit board and location of components.



The finished controller, the switch providing "carrier only" control when required.



Completed board ready for mounting into case.

ALIGNING THE TRANSMITTER



1. Operation of the carrier transmitter, IC2, is checked by supplying 9V to the system. Place the transmitter and receiver close together and monitor the output at pin 9 or 7 of the SN76660N. Now tune the transmitter preset on IC2 until the meter reading deflects, indicating

the presence of the correct ultrasonic carrier, usually around 40 kHz.

2. Align the ultrasonic tone decoder module as set out in the section on that unit. It may be useful to monitor the output by means of an LED, to indicate output status. The limiting resistor, Rx, should be chosen to suit the available LED, a typical value is 820Ω for a TIL209, Fig. 3.

IN NEXT MONTH'S PRACTICAL WIRELESS

CASSETTE RECORDER AND TUNER AMPLIFIER



★ STARTING CONSTRUCTION STRAIGHT AWAY
IN THE MARCH ISSUE OF PRACTICAL WIRELESS

ALSO:-
IC WAVEFORM GENERATOR
CRYSTAL HARMONIC CALIBRATOR

**ON SALE 1st FEBRUARY
ORDER NOW FROM YOUR NEWSAGENT**

Following the unprecedented success of Project Q4 quadrasonic sound system, Practical Wireless brings you another top design for the home. This is the first British published do-it-yourself domestic high quality tuner amplifier design that includes a built-in cassette recorder, all at a fraction of the cost of commercial equivalents. It is incredibly easy to build if you have basic experience with printed circuit board assembly.

Using a prealigned module for f.m. radio; integrated circuit preset a.m. radio, integrated circuit stereo decoder and full stereo amplification (easily extended for quad); facilities for pick-ups and tape. Houses a mono or stereo cassette tape recorder or tape player, has twin tuning dials for technical—"him" and non-technical—"her"; stereo pilot beacon; simple controls. There are no fiddly tuning capacitors to drive; the tuning dial operates voltage controlled circuits by a potentiometer. We have proudly incorporated easily adopted techniques to simplify construction.

BENCH

STABILISED POWER SUPPLY

ALL electronic equipment uses power supplies of one kind or another and so the experimenter needs a variety of DC levels. Power supply stability is unimportant for some circuit designs, but many amplifiers perform better if driven by a stabilised supply and, if it has a really low impedance output, decoupling may be unnecessary. In particular, DC amplifiers require stabilised supplies.

This stabilised supply aims at a professional performance, but uses low cost components readily available to the constructor. The output is fully floating or may be used in twin pack applications (centre-point earthed) described at the end of this article.

DESIGNED AND DEVELOPED BY THE IPC TECH

BASIC PRINCIPLES

The majority of stabilised power supplies use the emitter follower principle where the emitter takes up a potential slightly less than that applied to the base of a transistor, Fig. 1. A reference voltage from a battery or a zener diode applied to the base of this transistor will yield an output voltage quite well stabilised against load and supply variations. An NPN transistor is shown in Fig. 1, but a PNP will perform equally well in the negative supply line.

Unfortunately, such a simple circuit is seldom adequate, especially if one requires a variable output.

Fig. 1: Basic voltage stabiliser. (CKG584)

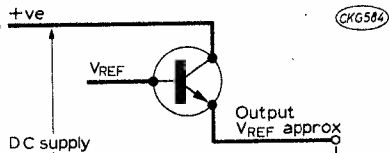


Fig. 2: Improved performance is obtained by use of a difference amplifier. (CKG585)

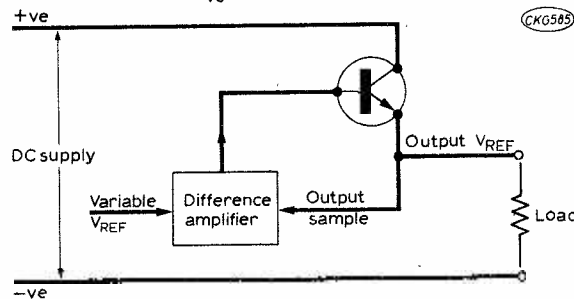


Fig. 3: A 0-30V 1A stabilised supply with overcurrent limiting and voltage and current metering. (CKG586)

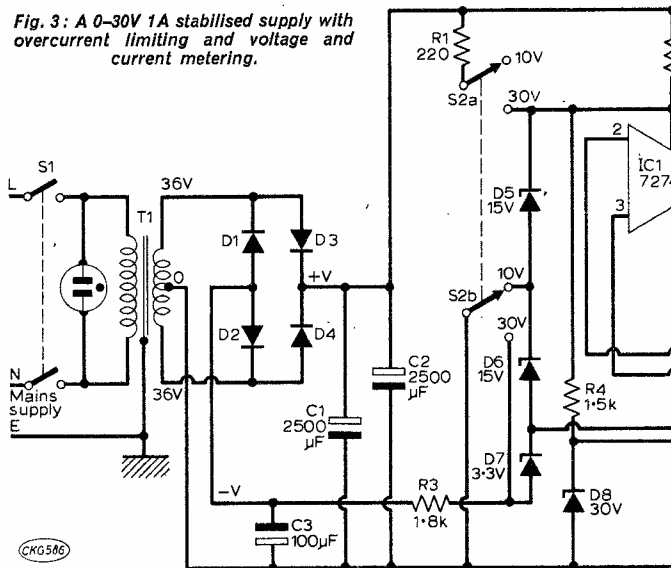


Fig. 2 shows how to modify the basic circuit by adding a difference amplifier to improve stability. A sample of the output voltage passes to the difference amplifier, which compares it with a reference voltage. The difference amplifier has a very high gain, so that if the output voltage increases or decreases compared with the reference, the transistor base voltage immediately moves in a direction which compensates for this change. In addition, because this action is effective up to ripple frequencies, the circuit also provides extra smoothing of the output.

PRACTICAL CIRCUIT

This power supply is based on the circuit of Fig. 2, but incorporates features to overcome practical limitations of the components used. Fig. 3 shows the full

DESIGNED AND DEVELOPED BY THE IPC TECHNICAL SERVICES DEPARTMENT

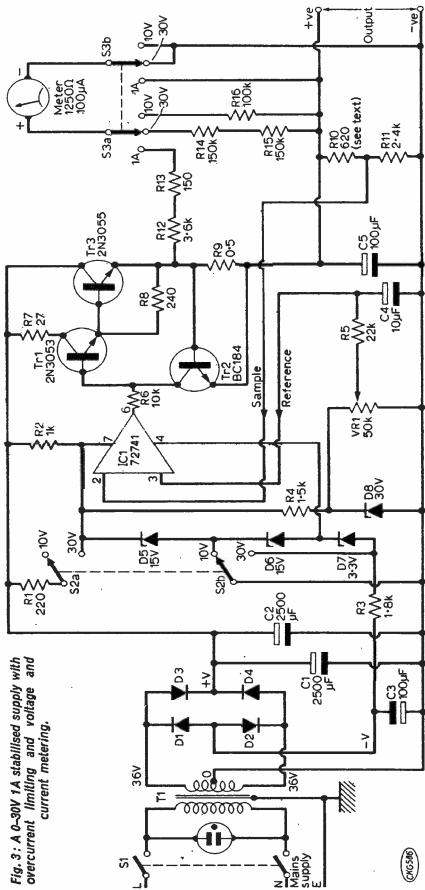

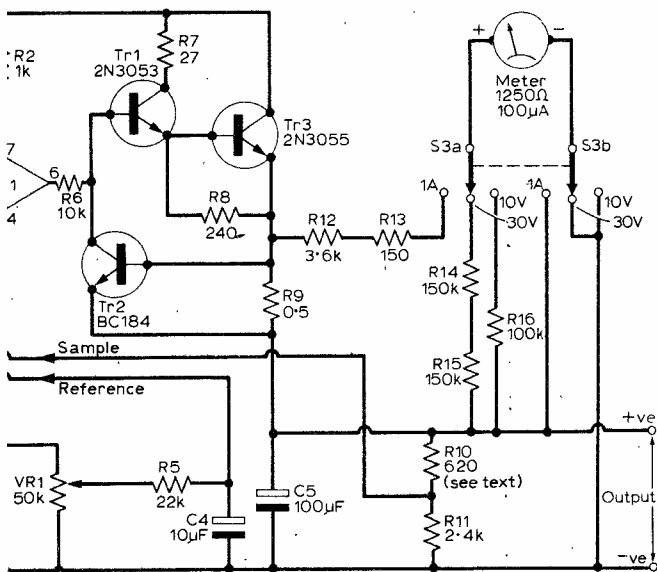


Fig. 3: A 0-30V 1A stabilised supply with overcurrent limiting and voltage and current metering.



INICAL SERVICES DEPARTMENT



circuit in which a transformer giving 36-0-36V RMS supplies the basic voltage. The transformer voltage is not very critical, windings giving between 32 and 38V would be adequate. For convenience, a bridge rectifier operating as two full-wave rectifiers provides the positive and negative voltage rails, but four separate diodes may be used if preferred. The main positive supply uses two 2,500µF smoothing capacitors, but a single 5,000µF capacitor can be used if available. Negative bias for the reference chain is provided by D1 and D2 and smoothed by C3.

The series regulator (emitter follower) uses a 2N3055 transistor Tr3, connected as a Darlington pair with Tr1 a 2N3053 to reduce the current needed from the difference amplifier IC1. The resistors R10/R11 which sample the output voltage are connected across the output terminals together with C5. R10 may need

selecting to ensure that the supply will give its maximum 30-31V output. It is important that R10, R11 and C5 are mounted directly at the output terminals. The output voltage sample from R10/R11 passes to the inverting input of a 741 operational amplifier, which is used because of its low cost and ready availability.

On range 1, which gives 0-10V, the 741 takes its power from $\pm 15V$ supplies derived from the main voltage rails by R2, D5 and R3, D6. D7 has no function on this range. The reference voltage is set by potentiometer VR1 which is connected between the $\pm 15V$ rails. When switched to range 2, the whole IC1 supply rises positively by 18.3V (D6+D7) and provides a new reference voltage for operating over the 10-30V range. This arrangement is necessary because the 741 integrated circuit will swing between $\pm 10V$ satisfactorily, but not reliably outside these limits. However, tests show that the stabilised ranges are in fact rather wider than specified.

Transistor Tr2, whose emitter-base junction is connected across a 0.5Ω resistor R9 in series with the

★ Specification

Voltage ranges

0-10V	range 1
10-30V	range 2
$\pm 5-15V$ twin pack	range 3

Current capability

1A all ranges. Short circuit protection incorporated

Voltage stability

0.3V zero to full load
0.015V per °C
1.5% for 10% mains change

Ripple

1mV off load
3mV full load

Pulse response

Full recovery in 25µS

output, provides current limiting. As the output current rises above 1A, the voltage developed across R9 switches on transistor Tr2. This shunts the control voltage applied to the base of Tr1, reducing the output voltage to a low level. Transistor Tr2 is not critical and a spare lying in the junk box will probably serve for this. One can test the current limiting by supplying 5-10V at 1A and then increasing the voltage until the current stops increasing; if this occurs in the region of 1 to 1.4A the unit will be satisfactory. The current of the design model limits at 1.2A. It is, of course, necessary to use an external ammeter for this test.

METERING

To make a really professional job of this supply, a metering circuit has been incorporated. However, as meters are expensive one can omit this circuit and instead fit a calibrated dial to the potentiometer VR1. This will be suitable for applications not requiring accurate voltage settings. To use a meter which differs from the one specified calculate the appropriate series multiplier resistors.

The following examples, using a 100 μ A 1,250 Ω meter, shows how to calculate the values of the resistors using the formula:—

$$R_{TOTAL} = R_{meter} + R_{series} \\ = \frac{\text{Voltage range required} \times 1000}{\text{Meter F.S.D. in milliamps}}$$

10 volt range (R16)

$$R_{TOTAL} = \frac{10 \times 1000}{0.1} = 100k\Omega$$

Strictly one should subtract the meter resistance from this figure, but in practice the effect is insignificant and may be neglected.

30 volt range (R14 + 15)

$$R_{TOTAL} = \frac{30 \times 1000}{0.1} = 300k\Omega$$

The most satisfactory way of producing this resistance is to use two 150k Ω resistors in series; again one may neglect the meter resistance.

Current range. Since R9 is directly in series with the output current (apart from a small load which R10 and R11 take), it will drop 0.5V at 1A. The meter has to read this voltage to measure the current, using a series resistance obtained from the calculation:—

$$R_{TOTAL} = \frac{0.5 \times 1000}{0.1} = 5,000\Omega$$

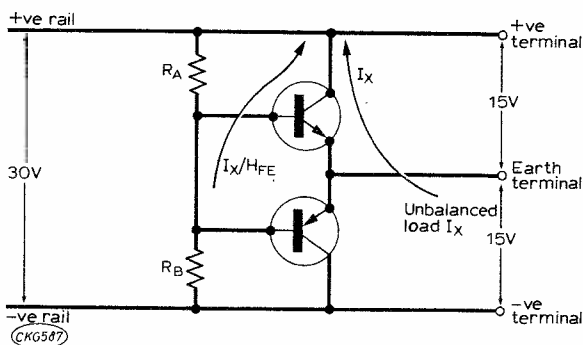



Fig. 4: Basic voltage divider using two emitter-followers.



View with front panel open to show wiring to controls with C5 and R10/11 mounted at the output terminals.

In this case the meter resistance is a significant part of the total and must be subtracted to give the value for R12 & 13 as 3,750 Ω . One can make this up from a 3.6k Ω in series with a 150 Ω resistor. Close tolerance resistors (2% or better) are essential for the meter circuits.

The current range determines which meter can be used. For example, if one used a 5mA meter the above calculation gives a total resistance of 100 Ω , so the internal resistance of the meter would have to be not more than this.

TWIN PACK SUPPLIES

Frequently one needs a positive and a negative supply rail to drive DC amplifiers, operational amplifiers and similar circuits. For these applications one may use two power supplies of the type described, because a floating supply may be connected with either its positive or negative rail earthed. Commercial twin packs usually duplicate the stabiliser circuits and have additional windings on the mains transformer. If a suitable transformer is available, there is no reason why you should not use the same system. However if one is content with lower voltages, then the floating supply can be converted into a twin pack for an additional cost of about £3.

If one connects two equal resistors across the floating output and earths their centre point, the negative rail will be below earth potential and the positive rail will be above earth by an equal amount.

In practice, two resistors are unsatisfactory because the two supply rails will not remain balanced with varying loads, but one can use instead two emitter followers, Fig. 4. In this arrangement the bases of the transistors are connected to a voltage half way across the 30V supply and the emitter follows this voltage. By connecting the emitters to earth one obtains a twin pack supply.

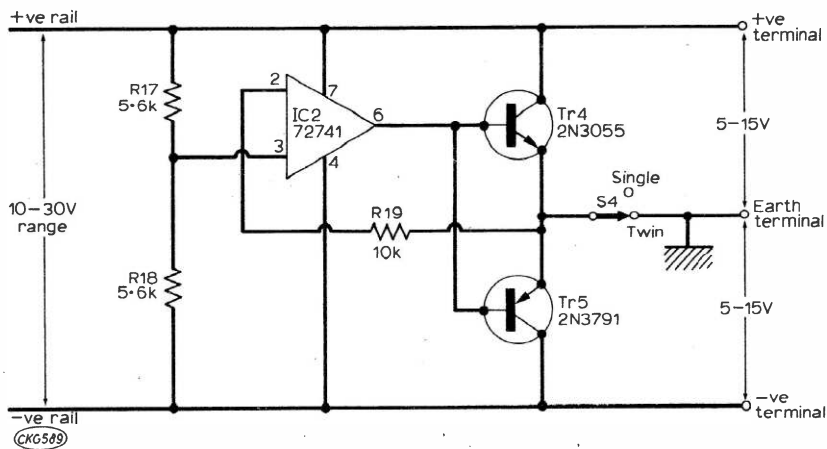


Fig. 5: Adding this circuit across the output of Fig. 3 provides an optional balanced output facility.

The simple circuit shown in Fig. 4 is also unsatisfactory for three reasons. First, short circuits on either of the outputs will 'blow' the opposite transistor. Second, the wattage ratings of the transistors limits the out-of-balance current, so that if one employs low wattage transistors, one must balance the loads carefully. Third, because changes in the out-of-balance current cause an excessive voltage drop in resistor RB, the rails will not be very stable.

Fortunately, one can cure all these faults quite simply by using high power transistors (mounted on a heat sink) driven by a feedback amplifier as shown in Fig. 5. In this arrangement IC2 constantly compares the output of the emitter followers with the reference input, and maintains the balance under all conditions. Because IC2 will not operate at very low levels the voltage range available from this twin pack is limited. However, the range provided ($\pm 5-15V$) is satisfactory for most applications.

Some difficulty may be experienced in obtaining the 2N3791, used in the prototype. The Motorola MJ2955 (also in a TO3 package) is specified as a PNP complement of the 2N3055 and should be a satisfactory alternative.

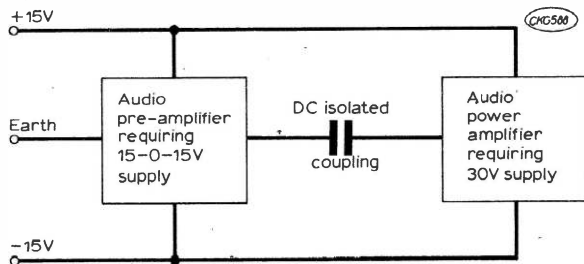



Fig. 6: Powering balanced and unbalanced equipment from a single supply.

In practice, because the very low output impedance makes each rail 'earthy' as far as AC signals are concerned, one can use the full 30V when the supply is wired in this fashion. For example, it is quite in order to connect a 30V amplifier, which is isolated from earth, across the terminals and to use a capacitor from a pre-amplifier connected to the $\pm 15V$ supplies to drive it, Fig. 6.

CONSTRUCTION

A standard instrument case measuring $12\frac{1}{4} \times 7\frac{1}{2} \times 5\frac{1}{2}$ in. provides a suitable unit in which to house the power supply. Fig. 7 shows the front panel marked out ready for drilling.



View of rear of unit showing circuit board mounted on back panel.

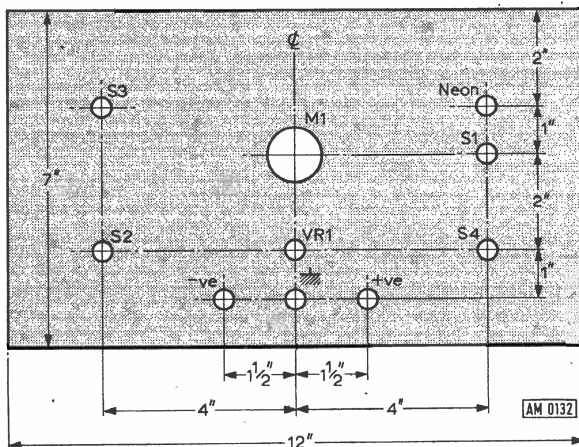


Fig. 7: Drilling dimensions for the front panel. Hole sizes should suit the components used.

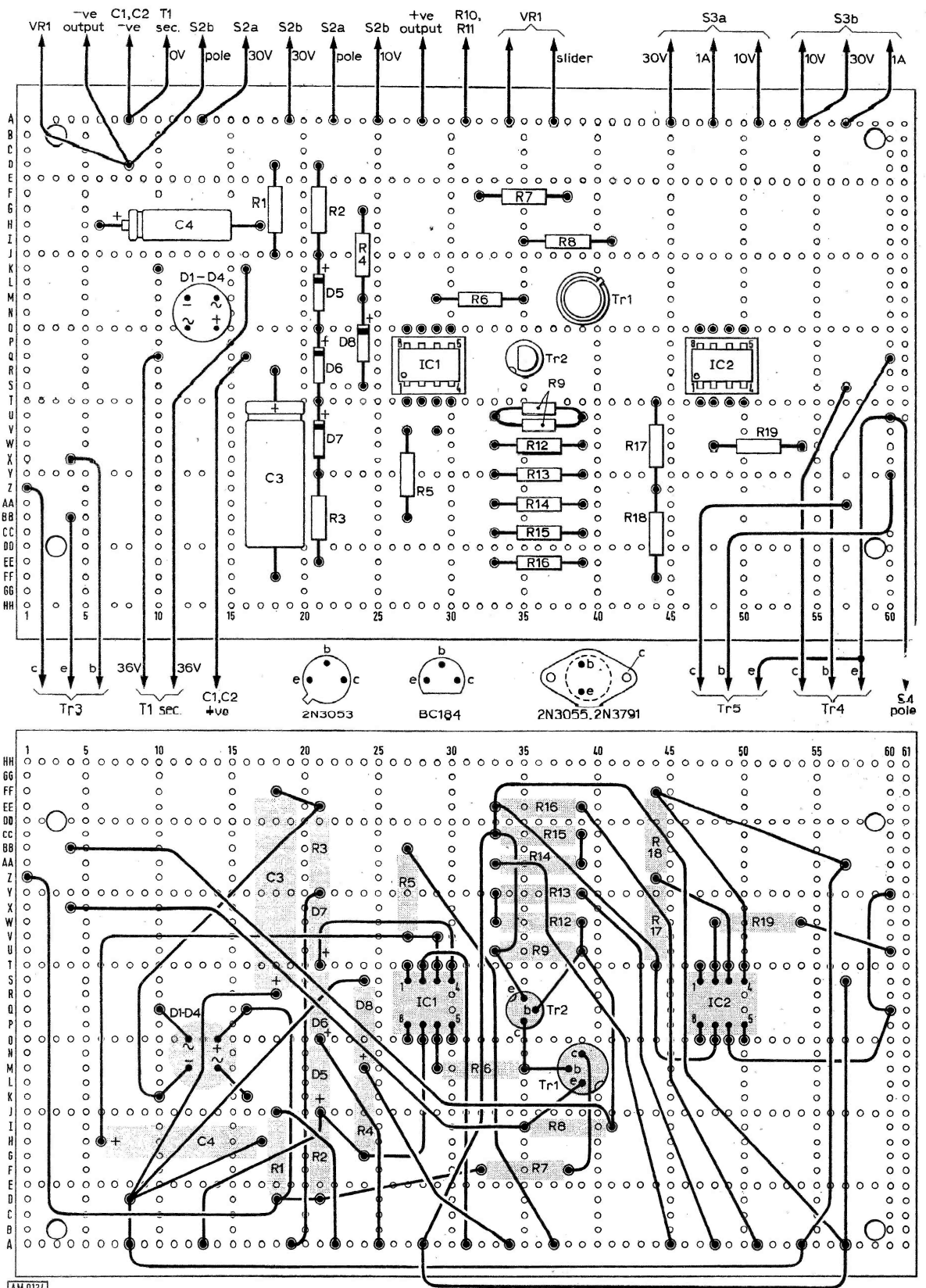


Fig. 8: Layout of component and wiring sides of circuit board. All components are mounted on terminal pins.

★ components list

Resistors	
R1 220Ω ½W 5%	R9 0.5Ω 1W 5%
R2 1kΩ 1W 5%	R10 620Ω ½W 5%*
R3 1.8kΩ 1W 5%	R11 2.4kΩ ½W 5%
R4 1.5kΩ ½W 5%	R12 3.6kΩ ½W 2%
R5 22kΩ ½W 5%	R13 150Ω ½W 2%
R6 10kΩ ½W 5%	R14 150kΩ ½W 2%
R7 27Ω ½W 5%	R15 150kΩ ½W 2%
R8 240Ω ½W 5%	R16 100kΩ ½W 2%
VR1 50kΩ ½W Linear	* See text

Capacitors	
C1 2500μF 63V	C4 10μF 63V
C2 2500μF 63V	C5 100μF 63V
C3 100μF 63V	

Semiconductors	
Tr1 2N3053	D1-D4 1A 100PIV bridge*
Tr2 BC184*	D5 BZY88/C15
Tr3 2N3055	D6 BZY88/C15
IC1 SN72741	D7 BZY88/C3V3
* See text	D8 BZY88/C30

Miscellaneous
 S1 DPST Toggle. S2 DPDT Toggle. S3 2 pole 3 way waf. Meter 100μA 1250Ω (RS Components MR31S). Transformer 36-0-36V 1-1A (RS Components "Univ. Rec. Tr"). Neon panel lamp (250 VAC). Plain Veroboard 0.1 in. matrix, 6 x 3½ in. TO3 heatsink (Chromasonic Electronics). TO3 mica washer and insulating bushes. Transistor and IC sockets. Terminals. Instrument Case Olson 27A (Home Radio). Knobs.

Additional components for Twin Pack output.

Resistors		
R17 5.6kΩ	R18 5.6kΩ	R19 10kΩ
All ½W 5%		

Semiconductors	
Tr4 2N3055	IC2 SN 72741
Tr5 2N3791 or MJ2955	

Note:—The 2N3055 and MJ2955 are available at 63p and 73p respectively, plus VAT, from Jermyn Home Electronics, 112 Vestry Estate, Sevenoaks, Kent. Post and packing 25p per order.

Miscellaneous
 S4 SPST Toggle. TO3 heatsink (Chromasonic Electronics). TO3 Mica washers and insulating bushes (2 sets). IC socket.

With the exception of the two 2500μF capacitors, which are attached with insulating "P" clips to the transformer, all other components are assembled on a 6 x 3½ in. 0.1 matrix plain veroboard. This is mounted on the back panel using 6BA spacers to give the required clearance.

The layout of the board Fig. 8 does not pose any problems. One can work logically through the circuit diagram starting with the bridge rectifier at one end of the board, and progressing through to the output of transistor Tr1 at the other end. Links between components on the circuit board and points elsewhere in the unit should be made via terminal pins on the edge of the board. Flexible wiring connects these pins and the external components.

ASSEMBLY

First the transformer and heat sinks are mounted inside the case, Fig. 9. Depending upon its size the transformer may foul the output switch mounted on the front panel, in which case it must be moved back. The two heat sinks carrying the transistors Tr3, Tr4 and Tr5 are bolted together and attached to the side of the case using a simple bracket. Mounting these transistors so that their base and emitter connections are accessible when the front and back panels are removed makes wiring and testing easier.

Finally, the interconnecting leads have to be attached to the panel, transformer and power transistors. The transformer wiring is kept separate and wired directly to the mains switch, indicator neon and bridge rectifier connections. The three wires from the output terminals, namely positive, negative and sample, are critical and are loomed together to run directly to their respective circuit board connections.

The remaining interconnecting wiring is also loomed together for neatness, and in consequence wire identification is necessary. The number of wires involved makes colour coding impracticable, so a simple method of wire identification or masking tape marked with letters can be used instead. As a precautionary measure wire lengths should be kept to a minimum, but they should be long enough to allow the back and front panels to be laid flat.

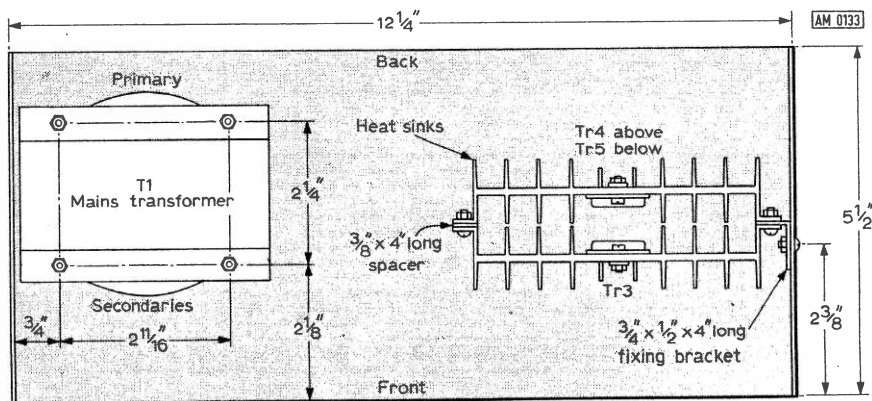


Fig. 9: Plan view showing mounting details of mains transformer and power transistor heatsinks.

The Sinclair Cambridge... no other calculator is so powerful and so compact.

Complete kit - £24.95! (PLUS VAT)

The Cambridge - new from Sinclair

The Cambridge is a new electronic calculator from Sinclair, Europe's largest calculator manufacturer. It offers the power to handle the most complex calculations, in a compact, reliable package. No other calculator can approach the specification below at anything like the price - and by building it yourself you can save a further £5.50!

Truly pocket-sized

With all its calculating capability, the Cambridge still measures just $4\frac{1}{2}'' \times 2'' \times \frac{11}{16}''$. That means you can carry the Cambridge wherever you go without inconvenience - it fits in your pocket with barely a bulge. It runs on ordinary U16-type batteries which give weeks of life before replacement.

Easy to assemble

All parts are supplied - all you need provide is a soldering iron and a pair of cutters. Complete step-by-step instructions are provided, and our service department will back you throughout if you've any queries or problems.

Total cost? Just £27.45!

The Sinclair Cambridge kit is supplied to you direct from the manufacturer. Ready assembled, it costs £32.95 - so you're saving £5.50! Of course we'll be happy to supply you with one ready-assembled if you prefer - it's still far and away the best calculator value on the market.




- * Uniquely handy package. $4\frac{1}{2}'' \times 2'' \times \frac{11}{16}''$, weight $3\frac{1}{2}$ oz. Smart black and tan styling.
- * Standard keyboard. All you need for complex calculations.
- * Keys react with positive click when pressed.
- * Clear-last-entry feature.
- * Automatic ('implied') constant - no need for separate operating button.
- * Common-sense ('algebraic') logic - enter calculations just as you write them.
- * Calculates to 8 significant digits; fully floating decimal point positions itself automatically.
- * Clear, bright 8-digit display.
- * Unwanted zeros are suppressed.
- * Display flashes to indicate overflow.
- * Operates for weeks on four U16-type batteries.

A complete kit!

The kit comes to you packaged in a heavy-duty polystyrene container. It contains all you need to assemble your Sinclair Cambridge. Assembly time is about 3 hours.

Contents:


1. Coil.
2. Large-scale integrated circuit.
3. Interface chip.
4. Thick-film resistor pack.
5. Case mouldings, with buttons, window and light-up display in position.
6. Printed circuit board.
7. Keyboard panel.
8. Electronic components pack (diodes, resistors, capacitors, transistor).
9. Battery clips and on/off switch.
10. Soft wallet.



This valuable book – free!

If you just use your Sinclair Cambridge for routine arithmetic – for shopping, conversions, percentages, accounting, tallying, and so on – then you'll get more than your money's worth.

But if you want to get even more out of it, you can go one step further and learn how to unlock the full potential of this piece of electronic technology.



How? It's all explained in this unique booklet, written by a leading calculator design consultant. In its fact-packed 32 pages it explains, step by step, how you can use the Sinclair Cambridge to carry out complex calculations.

sinclair

Sinclair Radionics Ltd, London Road,
St Ives, Huntingdonshire
Reg. no: 699483 England
VAT Reg. no: 213 8170 88

Why only Sinclair can make you this offer

The reason's simple: only Sinclair – Europe's largest electronic calculator manufacturer – have the necessary combination of skills and scale.

Sinclair Radionics are the makers of the Executive – the smallest electronic calculator in the world. In spite of being one of the more expensive of the small calculators, it was a runaway best-seller. The experience gained on the Executive has enabled us to design and produce the Cambridge at this remarkably low price.

But that in itself wouldn't be enough. Sinclair also have a very long experience of producing and marketing electronic kits. You may have used one, and you've almost certainly heard of them – the Sinclair Project 60 stereo modules.

It seemed only logical to combine the knowledge of do-it-yourself kits with the knowledge of small calculator technology.

And you benefit!

Take advantage of this money-back, no-risks offer today

The Sinclair Cambridge is fully guaranteed. Return your kit within 10 days, and we'll refund your money without question. All parts are tested and checked before despatch – and we guarantee a correctly-assembled calculator for one year.


Simply fill in the preferential order form below and slip it in the post today.

Price in kit form: £24.95 + £2.50 VAT. (Total: £27.45)

Price fully built: £29.95 + £3.00 VAT. (Total: £32.95)

To: Sinclair Radionics Ltd, London Road, St Ives, Huntingdonshire, PE17 4HJ		PW 274
Please send me	Name	_____
<input type="checkbox"/> a Sinclair Cambridge calculator kit at £24.95 + £2.50 VAT (Total: £27.45)	Address	_____
<input type="checkbox"/> a Sinclair Cambridge calculator ready built at £29.95 + £3.00 VAT (Total: £32.95)	_____	_____
*I enclose cheque for £ _____, made out to Sinclair Radionics Ltd, and crossed.	_____	_____
*Please debit my *Barclaycard/Access account. Account number _____	_____	_____
*Delete as required.	PLEASE PRINT	

ZENER DIODE TESTER



W. MOONEY

THIS zener diode tester is an inexpensive push-button device which quickly gives the stabilising voltage of a zener diode and an indication of its quality in a matter of seconds. The tester may also be used to determine the polarity of the diode, which is sometimes difficult to establish from visual checks. The instrument may also be used as a "go"- "no-go" tester for normal diodes.

Because of its speed and ease of use, this piece of apparatus is therefore a must for the "Unmarked and untested" device enthusiast and a very useful tool for any electronics workshop.

Although mainly for bench use, battery operation is still desirable so the tester is therefore powered by an internal PP9 battery.

THE CIRCUIT

Most zener diodes in use lie in the range 2V to 30V. Many such diodes will be outside the range of a single 9V battery so some means of high voltage generation must be available. It is possible to obtain the voltage required by the use of two or three 9V batteries in series but this is expensive in the long run and the replacement of batteries can become tiresome. A single transistor/inverter is therefore used to provide the required voltage from a 9V supply.

The inverter consists of a power transistor in an oscillator circuit using a ferrite ring on which is wound a high voltage secondary giving about 200VAC off load. Although the dissipation in the

transistor is only about $\frac{1}{2}$ W a 2N3055 power transistor is used as these are readily available and will take a lot of abuse during setting up, without failure.

A ferrite ring is used in the transformer resulting in low external radiation and high efficiency. The AC voltage developed across the secondary winding is rectified using a silicon bridge. In the setup described the DC generated can reach around 250V if there is no diode connected to the test terminals.

As can be seen from Fig. 1 the oscillator is very simple in design. On pressing S1, the "Voltage" switch a current flows in the collector winding caused by the bias resulting from R1. The increasing flux in the core causes a feedback current in the base circuit in the correct phase to sustain oscillation. The frequency is a function of the value of R1 and C1 and the collector winding inductance, and greatly depends also on the load applied to the secondary winding. The frequency resulting is in the region of 50kHz and the current in the collector approximates to a squarewave.

The rectified output is applied to C3 via R2, with the zener to be tested connected to terminals A and B. The voltage on C3 builds up until the zener begins to conduct, at its reference voltage. The switch S3 is used to reverse the voltage applied to the zener should it be connected in the forward biased direction. A voltmeter connected across C3 will thus read the zener voltage. Depression of S2, the "Quality" switch, increases the current in the diode to about twice its original value. An increase in the voltmeter reading will result due to the dynamic resistance of

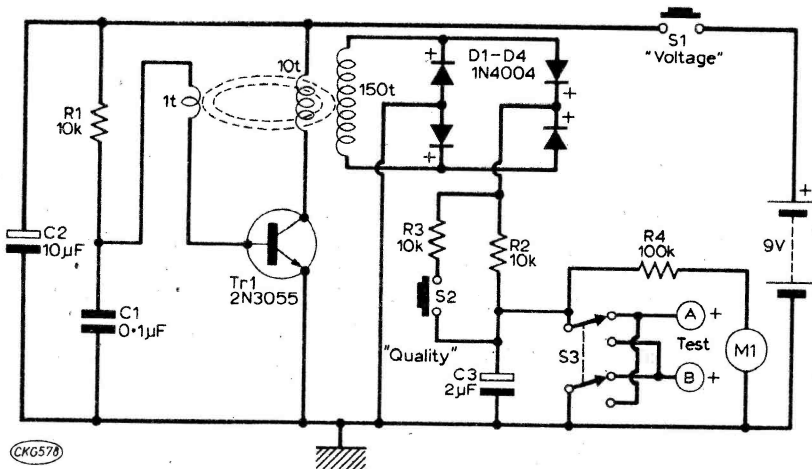


Fig. 1: Circuit of the diode tester. Rectifiers D1/D4 could be a single bridge unit. Layout of components is not critical. Panel layout can follow that used by author, as in the heading photograph.

★ components list

Resistors	
R1 10kΩ ½W	R3 10kΩ ½W
R2 10kΩ ½W	R4 100kΩ 5% ½W
Capacitors	
C1 0.1μF polyester	C2 10μF 12V
	C3 2μF 400V
Semiconductors	
D1-D4 1N4004	Tr1 2N3055
Miscellaneous	
S1, S2 P _u sh-to-make switch. S3 DPDT slide switch. Meter 500μA FSD. Terminals (2). Case, 6 x 4 x 2½ in. approx. Battery PP9 (9V) and terminal clips. Tag strips. Ferrite rings (2) FX1593 (Hawnt Electronics Ltd, 112 Pritchett St., Birmingham B6 4EN, 25p a pair inc.). Insulating kit for 2N3055.	

the diode but in a good zener diode the increase should hardly be visible on the meter. The voltmeter consists of M1 and R_m giving a FSD of 50V.

COMPONENTS

The oscillator transistor is a 2N3055 and a specimen with a DC current gain of at least 30 should be chosen. Most devices will meet this requirement but the author has come across devices with gains as low as 2.

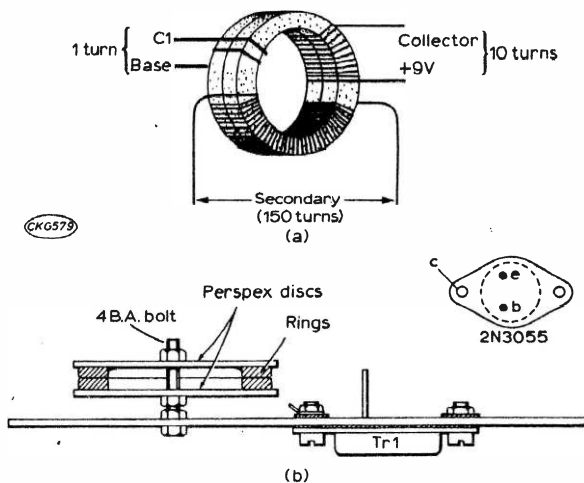


Fig. 2: Details of the construction of the oscillator transformer and its mounting on plate with the transistor. Two ferrite rings are used, taped together.


The ferrite rings have plenty of space for easy winding. There are many rings available which are of similar dimensions and although the magnetic properties may not be known, in a simple application like this, most rings will suffice. A little experimentation with the number of turns in the feedback winding should result in success as the setup is far from critical, Fig. 2. The windings on the ring are all pilewound. The feedback and collector windings are made from thin insulated connecting wire. The secondary consists of 150 turns of 30 SWG enamelled copper wire.

CONSTRUCTION

As the layout is in no way critical most constructors will have their own ideas on positioning components. The only important criterion; for right-handed people the "voltage" and "quality" buttons should be on the right hand side of the cabinet and the terminals on the left, the meter being unobscured somewhere in between. In this type of instrument the front panel is best in the horizontal position as in the case of testmeters.

The transistor does not require a heatsink but may be mounted on an aluminium bracket for convenience using the usual insulating mica washer. The transformer may also be mounted on this bracket. A screened cabinet is desirable as severe radio interference can result in the low frequency end of the RF spectrum from harmonics, when the oscillator is running. The original unit was constructed using a ready-made chassis size 6in x 4in x 2½in deep. The front panel layout is shown in photographs. The components were mounted on tagstrips which were bolted to the chassis at convenient points.

A base plate was cut from ¼in aluminium and four rubber feet attached, the plate held to the cabinet with four self-tapping screws. The battery was held in place with a wad of foam rubber. The PP9 is quite heavy, however, and would best be held in place with an aluminium bracket made for the purpose.



Rectifier diodes D1/D4 are mounted on a tag strip below the oscillator transformer. Remainder of small components are on a tag strip in lefthand compartment.

OPERATION

A zener diode may be considered as a perfect zener in series with a resistor as in Fig. 3. The lower the value of R_d the better the stabilisation will be. A graph of current against voltage for the resistive part, the zener part and a combination of the two is shown in Fig. 4a, b and c. It can be seen that an increase in current from A to B results in an increase in reference voltage from a to b in Fig. 4c. If the

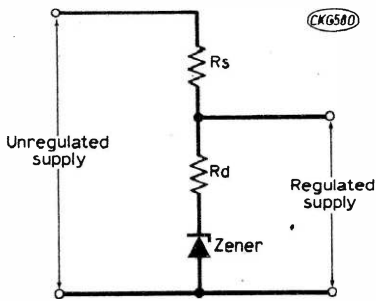



Fig. 3: Circuit of a perfect zener diode with a series resistance approximates the zener diode in practice.


resistive component is very small the plot becomes as in Fig. 4d, a similar increase in current now causes only a small change in reference voltage. In a normal diode the situation is in Fig. 4b.

The portion of the graph marked k in Fig. 4b is called the knee and is usually less than 1mA. The instrument described supplies a current of over 1mA in all cases, therefore this effect should not normally be encountered.



Close-up of the oscillator transformer and its associated transistor removed from case. The one turn base winding is clearly seen.

Assuming that the diode polarity is not known, it is connected across the terminals A and B and the "voltage" button pressed. If the voltmeter reading is very low, say about 0.2V then this is probably the forward biased direction, in which case the polarity should be reversed by operation of S3, and the voltage button pressed again. The meter will (a) rise to the zener voltage, in which case the "quality" button should be pressed, or (b) remain low, in which case the diode is useless, or (c) the voltage will continue to rise and probably go off scale in which case it is an ordinary diode (or a zener with a higher voltage than 50V which is unlikely).



Capacitor C3 is held by a clip to the bottom of the box. A smaller sized capacitor could be fitted inside the box.

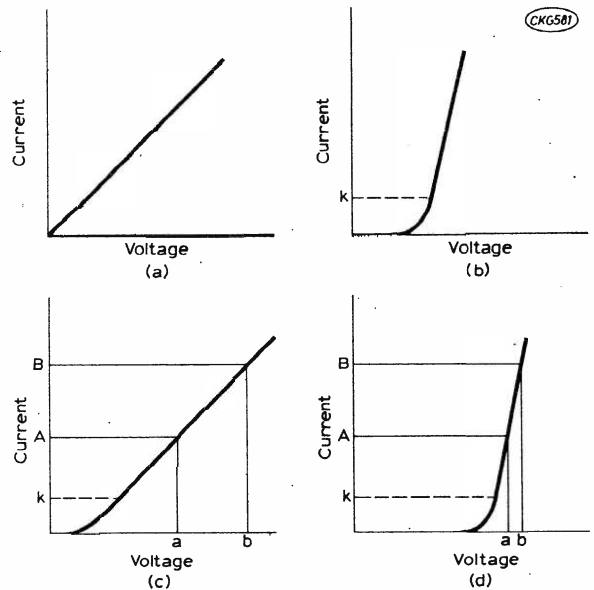
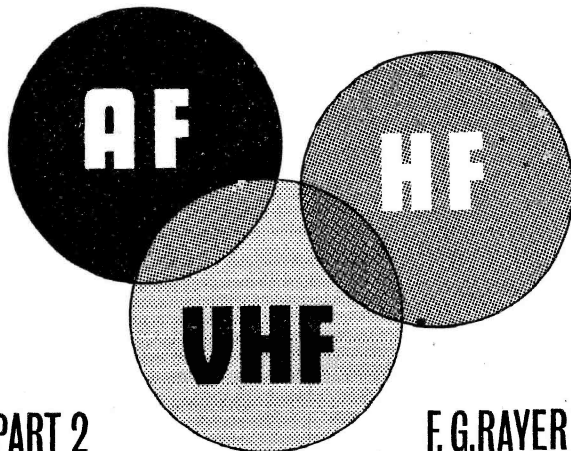


Fig. 4: Four graphs to illustrate the operation of a zener diode as described in the text.

Some diodes which are damaged read a high voltage in both directions, acting as a resistor, pressing the quality button causing a substantial increase in the meter reading.


Base emitter junctions of some silicon transistors have low reverse breakdown voltages, in the region of 5V, and act as excellent zeners. To test these the collector lead is left open circuit and the base and emitter leads connected to the instrument as in the case of a normal diode.



PART 2

F. G. RAYER

TROUBLE-TRACER



BRIEF details of the way in which the Trouble-Tracer can be used should prove of help. In some cases a faulty stage may be located with equal speed by using either the generator or the tracer facility. But in other cases one method will be better than the other, so the manner in which faults can be located by either means is outlined. The same general method of working will apply with circuits other than those which are given as examples.

The VHF and HF oscillators produce an unmodulated radio signal which produces no audio output when tuned in with a radio receiver. This unmodulated or CW signal will, however, operate a receiver tuning meter and is used for adjusting some circuits where modulation is not required (e.g., a crystal filter).

For almost all general tests and similar purposes, the tone generator must be switched on. The radio

frequency signal, when tuned in with a receiver, then produces an audible tone, which is heard in the receiver speaker. The RF output is also modulated in this way when it is applied to IF stages and an audible indication is required from the radio receiver or equipment being checked.

RF/IF TRACING

Fig. 1 shows typical mixer and IF stages of a receiver. Assuming no results are obtained, a meter has shown that the correct voltage is present from the negative to the positive supply lines, but no audio signal is found at VR1. Therefore the fault must lie in the mixer or IF stages. With the RF probe applied at point 1, one or two local stations ought to be heard on tuning round. If not, the fault is sought in the mixer stage Tr1. Check by testing aerial and oscillator coil windings for continuity and by testing resistors and capacitors as well as Tr1. (More detailed investigation of this stage is possible with the generator.)

If signals are heard at point 2 IFT1 is probably in order. If signals disappear at point 3, Tr2 is not working. So resistors etc. in this stage would be tested. If necessary, a detailed check can be made along any circuit. When transferring the prod from the primary to secondary, such as from 4 to 5 of IFT2, a reduction in volume would be usual, but loss of signals altogether would indicate that IFT2 is probably faulty. Possible localised breaks in a circuit should not be overlooked.

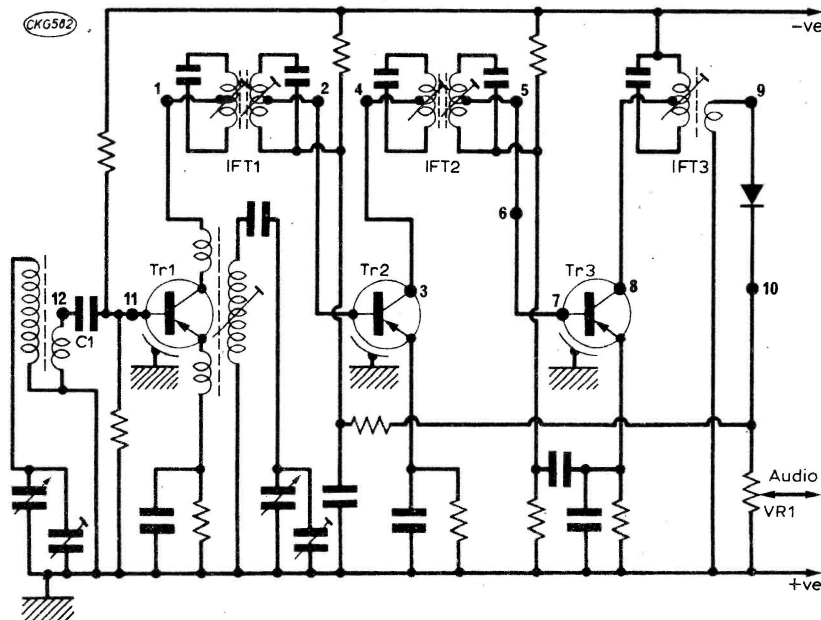


Fig. 1. Essential parts of a circuit comprising a mixer and two IF stages of a receiver to demonstrate fault-finding techniques.

For example, if signals are found at the actual pin of IFT2, point 5, but not at the lead or foil conductor 6, then the soldered joint here needs investigating. Also, if the signal is present at 6, but not at the emitter of Tr3, there is a crack in the foil, or other circuit interruption.

When bringing in a new stage, such as moving from 2 to 3, or from 7 to 8, a considerable increase in volume is to be expected. A test at 9 shows if IFT3 is working. An audio signal should then be found at 10. If not, test D1 and associated circuits.

It will be seen that the method of working is logical and very simple. When the part of the circuit which is defective is brought into use, signals cease.

USING THE GENERATOR

Assuming that the receiver audio section is working, the faulty stage in Fig. 1 may be localised by injecting RF from the generator. In this case, point by point working is carried out **backwards** through the circuit. If the receiver has a 455-470kHz IF, inject

done, stray capacitance from the prod and lead will upset alignment.

TRACING IN AF CIRCUITS

Fig. 2 is a typical audio amplifier, or audio section of a receiver. With an ordinary prod or preferably a prod on a screened lead with earthing clip taken to point 1, signals should be heard on the tracer speaker. If not, the tuner, pick-up, or other source of audio signals needs investigating.

The signal should similarly be present at 2, and should be much amplified at 3. If not, check Tr1 and associated resistors etc. The source of a trouble, such as distortion, may sometimes be quickly found by this means. For example, if quality is normal at 2, but poor at 3, Tr1 is probably not operating correctly. Its base, emitter and collector resistors should be checked first, including the possibility of a break in the circuit such as at point 4.

Moving to point 5 tests C2 and its conductors and joints. Even more volume should be found with the

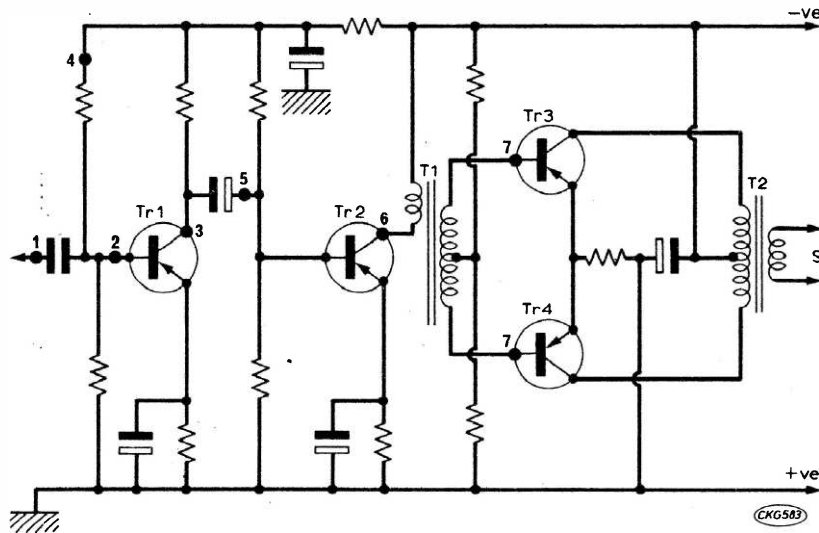


Fig. 2. Basic circuit of a three stage audio amplifier referred to in the text.

at point 8 with a prod from the RF output socket and tune the generator, on the correct range, until the modulated signal is heard. Then transfer the prod to points 7, 5, 4 and 3 systematically. In this way, a stage or IFT can be checked, as well as foil or other conductors. For example, if the generator signal is heard with the prod on IFT2 pin 4, but ceases when the prod is on point 3, the conductor from 4 to 3 needs examining.

Stage by stage checks at intermediate frequency will proceed to point 11, mixer base. With the IF applied here, all the IFT cores (five in Fig. 1) should peak correctly. If not, and results are poor, suspect the IFT which will not tune properly.

For RF tests, tune to the appropriate frequency. Band coverage can be checked with the generator, using very loose coupling from the output lead. Either take it to a loop of a few turns near the ferrite aerial, or place the lead near the aerial. When checking tuned circuits, a prod should not be applied directly to them when they are being trimmed. As an example, a prod can be taken to 4, to check IFT2, but if IFT2 is being adjusted, the prod should be taken to 2, IFT1, or an earlier point. If this is not

prod at point 6. If not, check T1 primary, and other items in this stage. Either point 7 should give equal volume. If not, test T1. If the signal is found here, but the set's speaker is not working, check the output stage Tr3/Tr4, T2 and associated items.

GENERATOR TESTS AT AF

Such circuits can be checked also with the audio tone generator. Point by point tests are then made backwards through the equipment, as described for IF circuits. For example, if injecting a signal at 6 Fig. 2 produces an output in the equipment speaker, but not when the prod is moved to 5, then the stage containing Tr2 is faulty.

When a faulty stage has been located, a more detailed check is made to find the resistor, capacitor, or other defective item or to locate the exact fault. It is possible to use both the generator and tracer simultaneously, to check any stage, and this can be useful when there is more than one fault. As an example, injecting AF at 5 and testing for AF at 6 shows if Tr2 is working. ■



AMATEUR BANDS

SHORT WAVES by DAVID GIBSON, G3JDG

HAPPY New Year, and I trust that there's a goodly crop of Santa-delivered receivers all eagerly swishing their antennae about with a view to sending in a luscious log. AR88 owners will, no doubt, have received a crane for ease of servicing!

Each year, most of the Amateur fraternity make huge numbers of New Year resolutions—how many did you keep from last year? More seriously, 1974 should be a "good" year for Amateur Radio and it really is well worth while making a few resolutions. How many receiving stations, for example, have an oscilloscope? They're not difficult to make, and for an s.w.l. it doesn't have to be a complex instrument. Commercial 'scopes are easily available and they offer an invaluable aid. One useful application is to couple a 'scope into the i.f. of the receiver. In this way, you can actually see the signal you are receiving. If you transmit, say, c.w., then by using the receiver/oscilloscope arrangement as a monitor you can observe the keying waveform.

Perhaps the best resolution for the s.w.l. is simply "Better reports for 1974". An s.w.l. QSL card can look very pretty, but remember that it's the information on it that is of interest to the transmitting Amateur. If your card simply has a rubber stamp approach—RST/date/time/mode/please QSL OM, then your chances of getting a QSL in return are minimal. Put as much information as you can into the report. Don't be afraid to write additional notes or even a letter if the report warrants it. Don't forget the conditions on the band at the time of the report. If you hear a station in, say, Brazil, then it will be of interest if you noted that other stations were fading or that Brazil was (or seemed to be) the only S. American area coming in but that many VE stations had been heard at an average strength of RST 559 or whatever.

Projects; we all build these—at least I hope we do. How about planning your projects this year. Plan it and then do it before you move on to the next thing. A grid dip oscillator (GDO) or a solid state version is invaluable and extremely simple

to build—and inexpensive. How about making one and playing antennas this summer? You can plan various types of aeriels to experiment with. For a wire antenna, ordinary cheap bell wire will do for summer experiments. You can check the resonance of lengths of coax and numerous other things all with a simple g.d.o.

For the transmitting Amateur the resolution must be "Better use of the Bands". Four metres is a must. Don't forget RAEN (Radio Amateur Emergency Network). This organisation has various Nets and carries out exercises on 70MHz. This might make interesting listening for s.w.l.s too. Information on this from the RSGB, 35 Doughty Street, London, WC1N 2AE. While you're at it, why not join the Society?

In answer to impassioned pleas in the post from flat dwellers and unfortunate s.w.l. brothers in "No aeriels allowed" environments some words of comfort. A length of flex round the picture rail can work wonders and you don't even need a back garden! In a room only 8ft. square, you can put up a twenty metre dipole (16ft. each half and fed in the middle with coax). Don't forget the loft. Quite ingenious antenna systems have been constructed up there by many Amateurs. A four metre beam can be used in some lofts. Even in the smallest, it's possible to wind some flex round the beams and feed the end with an aerial tuner unit (a.t.u.) on all bands from 160 metres to ten metres. So how about an evening's thought to some serious Amateur Radio New Year resolutions?

Readers' Logs

Stanley Sharred (Birmingham), tells exciting tales of happenings of which the following is passed on; listen 2330hrs for KV4FZ on top band. Stanley's best on 160 metres; DK2QL, DK3BJ, DL0PG, HB9ANW, OE3SGA, PA0HIP all on s.s.b. while on c.w. (same band); OK2PEW, VO1KE, W3ZQW, K1NOL, PY6APM, SV1DO, UQ2GCT, K2ANR, KV4FZ, OH3NB/OHS, OK1AYY, OK1FCW, OK1MCW.

P. Barber (Co. Durham) gives a list of stations who are transmitting slow scan television on 14MHz. Frequency quoted is 14230kHz and call signs heard include: F3RT, F6AZO, F6BIG, F6BKB, F9IB, G2BAR, G3LIV, I1PRQ, I3HDC, I8PSX, I8TMY, JA7FS, OD5HC, OZ4EDR, VE3FCN, W4LAS, W8BT. Connections to the receiver from the slow scan television monitor are made via the phone jack. How about a resolution to look into s.s.t.v. this year?

Glyn Fisher (Rutland), HRO tuning 4—6MHz m.o.s.f.e.t. converter, sends in a list of goodies heard high up on 144MHz. The antenna is a Vee dipole in the bedroom: DC1EU, DK1IE, DL3TR, F1BCD, F1CBH, F1CCP, F1CEC, GD2HDZ, GW8FTA/P, ON4PB, ON5GF, PA0QC, PA0VV. Glyn wants to know of any modern receiver which covers 4-6MHz continuous. At present he can only think of an HRO or Canadian 52 set—anyone any ideas?

BROADCAST BANDS

Short Wave Reports by 15th of the month to Malcolm Connah, 59 Windrush, Highworth, Swindon, Wiltshire, SN6 7DT.

Medium Waves Logs to Charles Molloy, 132 Segars Lane, Southport, PR8 3JG.

VHF/FM Reports to Simon David, c/o Practical Wireless, Fleetway House, Farringdon Street, London, EC4A 4AD.

AMATEUR BANDS

Short Wave/VHF

Logs in alphabetical order please by 15th of the month to David Gibson, G3JDG, 12 Cross Way, Harpenden, Hertfordshire.



VHF/FM DXING

by **SIMON DAVID**

ENCOURAGING news from the BBC is that more than 99 per cent of the U.K. population can receive v.h.f. broadcasts. Of these, two-thirds are within the service areas of transmitters carrying Radio 2, Radio 3 and Radio 4 stereo programmes. This should provide considerable encouragement for those not yet converted to f.m.

Tuner sensitivities these days are such that you could get by temporarily with the proverbial "wet-string" aerial if you are within good striking distance of the transmitter. One of the P.W. authors, Roland Perry, has done this in his second floor apartment room at Cambridge. Roland writes: "The aerial is three feet of wire draped along my desk and at one time or another I have heard BBC Radios Solent, Oxford, London, Nottingham, Humberside, Sheffield, as well as Capital Radio and LBC". Radio 4 transmissions from as far away as Rowridge have also been heard. His cascade f.e.t. preamp is obviously largely responsible.

In Lisburn, Co. Antrim, Mr. R. Montgomery proudly received Radio 3 in stereo for the first time on 91.3MHz. Interesting point here is that he uses a vertically polarised J-Beam 'H' aerial. He also receives stereo from Southern Ireland, Radio Telefis Eirean and Radio Na Gaeltachta.

Talking of "wet-string" aerials I have tried something of this sort with a clip attached to my wall shelving rack. Results some 40 miles North-West of Wrotham were quite good and even produced some surprises from commercial radio. I have been trying out the new FM264T 6-element array from Antiference. This is a combination of the well known "Mushkiller" array with a "Trumatch" dipole. Conditions were not favourable for DXing when first

installed, but the mild spell in early December improved matters considerably.

It is easily installed and when lined up in the direction of South-East I have first-class reception of all the Wrotham and Croydon transmissions plus Radio Medway. Also pulled in were Lille 88.8MHz and 98.1MHz, Rheims 98.7MHz, although the latter was not a very strong stable signal.

Reducing this array to 4-elements had a marked effect on signal strength and the weaker stations tended to be almost impossible to get. On a more sensitive receiver, no doubt a 4-element array would be worthwhile. A photo of the 4-element FM244T array is shown here. The important point about the FM264T and FM244T is the uniform broad-band impedance characteristic, with a claimed variance of $\pm 0.5\text{dB}$ over 88 to 100MHz.

Incidentally the FM264T was fitted in the loft about four feet above the joists. Of course, I have a large loft which is essential, but better results are obtainable when mounted outside on the chimney stack. Incidentally, I found it very useful to run two or three cables up to the loft; I can monitor the receiver output while positioning the aerial. The third (4-core) cable is for a rotator. I tend to prefer loft installations for convenience and certainly to avoid the unsightly clutter of outside installations on top of the roof.

The Editor has told me that P.W. is giving a pair of Datacards in the March issue, specially devoted to f.m. reception. I shall certainly make sure I don't miss them.

MEDIUM WAVE BROADCASTS


by **CHARLES MOLLOY**

BRIAN MURRAY (Edinburgh) has been trying the medium waves with his Astrad VEF204 10 transistor receiver using its internal ferrite rod aerial. He reports hearing programmes in English from the American Forces Network, Frankfurt on 872kHz; Radio Tirana, Albania 1394kHz at 2200hrs; Radio Portugal 755kHz at 2310hrs; Trans World Radio, Montecarlo 1466kHz at 2325hrs. Brian has also logged the BBC local radio station at London on 1457kHz at 1740hrs.

Stephen Mason (Loughton, Essex) has an Ultra 8 transistor receiver which he uses with a 7 metre horizontal wire aerial located 10 metres above ground level. His log includes programmes in English from Radio Sweden on 1178kHz; Radio Portugal 755kHz; Milan, Italy 899kHz; Voice of America, Munich 1196kHz; Radio Berlin International 1511kHz; Radio Tirana, Albania 1394kHz; and in Spanish from Radio Espana de Madrid EAJ2 which is a commercial station on 917kHz. Stephen has received verifications (QSLs) from Sweden, Portugal, Warsaw, Milan, Prague and the Voice of America, for reception on the medium waves.

Ian Gordon (Birmingham) has been busy again with his Codar CR70A, aerial tuning unit and 25m longwire antenna. He reports hearing the Radio Peking relay in Albania on 1457kHz sign-on at 1730hrs with interference from BBC Radio Birmingham on the same frequency and Sud Radio, Andorra in French on 818kHz. Ian reports that the IBA (London) has been heard in Birmingham on 719kHz.

Several readers have asked if the writer would include a log of his own MW DX giving details of the



The FM244T

SINCLAIR

CAMBRIDGE CALCULATOR

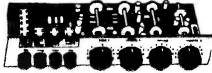
Fully assembled ONLY £26.45 (£3.00)

Also available Sinclair Executive Calc £35 (£3.50)

JOSTY KITS AN APOLOGY

We regret that we will not now be stocking these kits and apologise both to the Josty Company and to customers inconvenienced by our earlier advertisements.

SINCLAIR EQUIPMENT



Z40 £4.25 (63p)	Project 605	£19.90 (£2.30)
Z60 £5.38 (74p)	Stereo 80 Pre-amp	£9.53 (£1.05)
O16 £5.90 (79p)	Project 80 Tuner	£8.95 (£1.10)
P25 £3.47 (57p)	Project 80 Decoder	£5.89 (77p)
PZ6 £5.95 (99p)	Project 80 AFU	£5.38 (74p)
PZ8 £6.40 (84p)	Trans for PZ8	£2.95 (50p)

SINCLAIR SUPER IC12

6W rms power with 44 page booklet and printed circuit £2.10 (43p)



SWANLEY IC TOMORROW £2.60 (47p)
The world's most powerful IC amplifier. Similar appearance to IC12 but rated at 10W rms power.

FERRANTI ZN414 £1.20 (23p)
Fabulous TRF integrated circuit radio chip.

BATTERY ELIMINATOR BARGAIN

The most versatile battery eliminator ever offered. Switched output of 3V, 4.5V, 6V, 7.5V, 9V and 12V at 500mA.



Other eliminators stocked

50 mA unless stated—
4½V £1.50 (30p); 6V £1.50 (30p); 9V £1.50 (30p);
7½V cassette type £2.25 (30p); Double 4½V + 4½V £2.50 (35p); Double 6V + 6V £2.50 (35p); Double 9V + 9V £2.50 (35p); Switched model giving 6V, 7½V and 9V at 400 mA £2.99 (50p).

IC RADIO CHIP TBA651 £2.10 (32p)
The world's most advanced IC radio chip. Contains RF AMP, oscillator, mixer, IF Amps, wide range AGC circuitry and voltage stabilizer. With data £2.10 (32p). Send S.A.E. for free leaflet. A kit of resistors, capacitors and IF filters is available to go with the chip for £1.75 (29p).

S-DECS AND T-DECS

S-DECS £1.44 (25p)
T-DECS £2.88 (40p)
µ-DEC A £3.18 (43p)
µ-DEC B £5.84 (71p)
16 dit IC carriers £1.20 (17p)



DELUXE KIT FOR THE IC12

Includes all parts for the printed circuit and volume, bass and treble controls needed to complete the mono version £1.55 (26p). Stereo model with balance control £3.50 (46p).

IC12 POWER KIT

Supplies 28V 0.5 Amps £2.47 (50p)

LOUDSPEAKERS FOR THE IC12

5" x 8 ohm £1.10 (27p), 5" x 8" 8 ohm £1.55 (37p).

PREAMPLIFIER KITS FOR THE IC12

Type 1 for magnetic pickups, mics and tuners. Mono model £1.30 (24p). Stereo model £2.30 (34p). Type 2 for ceramic or crystal pickups. Mono 60p (17p). Stereo £1.20 (23p).

SEND SAE FOR FREE LEAFLET ON KITS

ECONOMICAL QUADRAPHONICS

Eagle AA10 Quadrasonic Synthesizer. Complete, self-contained matrix system in attractive cabinet. Just feed ordinary 2 channel stereo into it and connect outputs to 4 loudspeakers to obtain the latest experience in sound. 35 watts rms/channel. £11.95 (£1.50)


SWANLEY ELECTRONICS

32 Goldsel Rd., Swanley, Kent

Please add the sum shown in brackets after the price to cover the cost of post and V.A.T. Official credit orders from schools etc. welcome. Mail order only. No callers, please.

A DEXTER DIMMASWITCH

ALLOWS COMPLETE



LIGHTING CONTROL

The DEXTER DIMMASWITCH is an attractive Dimma unit which simply replaces the normal light switch. It is available as a complete "ready to install" unit or "simple to assemble" kit. Two models are available controlling up to 300W or 600W of all lights, except fluorescents, at mains 200-250V, 50Hz. All DEXTER DIMMASWITCH models have built-in radio interference suppression. 600 watt £3.52 Kit form £2.97 300 watt £2.97 Kit form £2.42

All plus 12p post and packing
Prices include VAT. Please send c.w.o. to:


DEXTER & COMPANY

5 ULVER HOUSE
19 KING STREET
CHESTER CH1 2AH
Tel: 0244-25883

AS SUPPLIED
TO H.M. GOVERNMENT
DEPARTMENTS, HOSPITALS,
LOCAL AUTHORITIES,
ETC.

AUTOMATIC WIRE STRIPPER

AS SUPPLIED TO LEADING ELECTRONIC COMPANIES



PRICE
£2.95

INCL. PP & VAT

GRIPS AND STRIPS

WIRE

IN ONE OPERATION

IDEAL GIFT ELECTROLINK

ULLSWATER CRESCENT
COULSDON CR3 2UG SURREY

Take the IC plunge with . . .

Ambit International

We are not just another component retailer—but a complete semiconductor service. We can supply data and applications information on a galaxy of semiconductor devices. See our latest catalogue for full information—also our new range of radio IC package deals at attractive reductions

15p—no S.A.E. required

For those of you who already have an AMBIT catalogue, send us an A3 S.A.E. plus 10p—stating the last numbered page in your catalogue—and we will send you all the latest update releases.

AMBIT—the linear microcircuit specialists—

for Phase Locked Loops

NE561B AM/FM coil-less radio receiver of IF strip £3.19

AM/FM demodulator kits with mechanical filter—see October's PW £5.00

NE562B similar to the 561, but without AM facility. The VCO output is separately available for synthesiser applications £3.15

NE565 High stability low frequency telemetry demodulator and NBFM demodulator £2.55

587 A P.L.L. for accurate tone decoding and NBFM reception (5-9)V working £2.75

555 Versatile timing IC—use as 'one-shot' or multi-vibrator £0.78

LS8038 A unique triangle/square/sine wave function generator up to 1MHz—complete signal generator in a chip. A data sheet is included with each device on request £2.70

for Audio

LM380 Simple, safe and versatile 2W RMS at 12V 4W RMS at 18V Use only 3 external components £1.30

for Radio

TBA651 1uV sensitivity AM/FM/SSB with RF mixer and IF * low external parts count* £0.78

TBA120 FM IF strip and detector £1.82 (14DIL)

CA3080E FM IF system AFC-AGC-SQUELCH-TUNING-METER OUTPUT—the very best FM IC £1.95 (16DIL)

LM372 AM IF strip and detector £2.01 (14DIL)

MC1310P PLL. Stereo decoder IC, with layout spec. £2.85 each* FULL kit with P.C.B. £3.98

for TOKO Filters at 455KHz and 10.7MHz

Ceramic CFT455B 8KHz bandwidth £0.45

CFT455C 6KHz bandwidth £0.45

CFU455C 4-8KHz bandwidth £0.50

CFS10-7 Wide band FM (2 required per set) £0.40 each

455KHz MFH-T A 4, 5 or 7KHz version £1.35

Mechanical LPF2016 A stereo pilot tone filter for Hi-Fi, recording, etc. Both channels £2.20

Sub assemblies with all components and P.C. Board

455KHz deluxe IF system for NBFM with TBA120A and ceramic filter BUILT £5.00, KIT £3.00

1MHz Crystal Clock Outputs at decades from 1Hz to 1MHz BUILT £7.10, KIT £5.00 (not incl. xtal)

Plus several other units, for which we can now supply a descriptive illustrated leaflet.

Plus LED displays, 250MHz decade counters, voltage regulators, kits for tone coders, Ni Cads—in fact everything to lead you through the micro-circuit maze.

PW FERRET KIT

electronics only £9.50

Send to:
37A HIGH STREET, BRENTWOOD, ESSEX
CM14 4RH Tel: (0277) 216029

Terms: C.W.O. All Prices now EXCLUDE V.A.T. —PLEASE ADD 10% V.A.T. to your order. Handling 10p per order under £1. FIRST CLASS POSTAGE on all items under 8oz.

equipment used. The main receiver is a Marconi Mercury marine communications receiver which covers 15kHz to 4MHz while the standby is a BC946 Medium Wave Command receiver. Two aerials are in use—a standard MW loop antenna and a 90ft longwire at 20ft above the ground. The QTH is Southport in Lancashire. Stations heard regularly in the evening are Radio Na Gaeltachta Conamara, Eire on 539kHz; Baghdad Iraq on 760kHz; Quazvin, Iran 841kHz; Kermanshah, Iran 985kHz; Kuwait 1345kHz. The BBC Eastern Mediterranean relay in Cyprus is now on 1322kHz and is heard relaying the BBC World Service in English at 2305hrs. North American reception has been good this winter with CJON St. John's, Newfoundland, on 930kHz and WNEW New York City 1130kHz conspicuous at 2330hrs. Others heard before midnight are CBN St. John's on 640kHz; CHER Sydney, Nova Scotia 950kHz; WINS New York City on 1010kHz; CBA Moncton New Brunswick on 1070kHz; Radio St. Pierre, St. Pierre et Miquelon

(near Newfoundland) in French on 1375kHz. Two South Americans—ZYD66 Rio de Janeiro 940kHz in Portuguese and YVRS Radio Margarita, Venezuela on 1020kHz have been logged frequently along with PJA6 Radio Victoria which is located on the Dutch island of Aruba, near Venezuela and broadcasts religious programmes in English on 925kHz at 2315hrs. On the Longwaves Ankara, Turkey is now heard on 182kHz during the evening along with Azilal, Morocco in Arabic on 209kHz and Tipaza, Algeria on 251kHz in French.

Brian Richardson (Nottingham) asks about Whites Radio Log which gives details of all North American MW stations. This log used to appear in three parts in consecutive issues of an American magazine but it is no longer being published. Currently in the UK there is the Guide to Broadcasting Stations by Butterworth which is available in many bookshops. It lists all MW stations in Europe and a number of the more powerful ones in other parts of the world.

SHORT WAVE DX by MALCOLM CONNAH

Now that the festivities are over we can all get down to some serious listening, and possibly constructing as well.

This time of year is ideal for trying to catch some of the stations which have eluded you in the past. The only way to catch them is to concentrate all available efforts to the task. One suggestion would be to make a list of all those stations which should be audible on your equipment and then systematically listen for them.

Radio New Zealand, for instance, should soon be audible again. Last year the frequencies were 9540 and 11780 and the time was 0800 GMT.

I wish you all the best with your listening and hope to receive your logs in the near future.

Readers' Logs

A very large number of logs have been received this month and we start with a couple from our overseas readers.

Bruce A. Laird of Greensborough in Victoria, Australia has heard the following stations:

- 9625 R. *Canada International* in English at 0900.
- 9675 *Radio Japan* in English at 1100.
- 9715 R. *Nederland* in English at 0800.
- 9745 *HCJB, Quito, Ecuador*, English at 0800.
- 11775 *Swiss B.C.*, in English from 0700 to 0930.
- 11875 *Radio Japan*, English from 0930 to 1030.
- 11890 *FEBC, Philippines* in English at 0930.
- 11940 R. *Japan* in Chinese and Vietnamese at 1000.
- 15235 R. *Japan* in English at 0930.

Steven Phillips of Durban in South Africa used his Hamerstein Hi-Fi Stereo 30 receiver and 30 odd feet of aerial wire to hear:

- 6160 R. *Australia* in English at 1500.
- 11730 R. *Nederland* via Madagascar at 1400.
- 11770 *BBC, Ascension Is.* relay at 1700.
- 11815 *NHK, Japan* in English at 1300.
- 15420 *BBC, East Med.* relay at 0400.
- 15840 R. *Nederland* in English at 1230.
- 21600 *Deutsche Welle* noted at 1200.

We return to the U.K. for a log from **Harold Emblem** of Mirfield in Yorkshire who has a Lafayette HA63 receiver and 18 metre long-wire antenna. This

combination was used to hear:

- 9545 R. *Accra, Ghana* from 2104.
- 11905 *Austrian Radio* at 1900.
- 15185 *WINB, Red Lion, U.S.A.* at 2115.
- 15410 *United Nations Radio* noted at 2200.
- 15440 *WNYN, New York* at 2100.
- 17855 *United Nations Radio, Tangiers*, 1830.
- 25790 *RSA, South Africa* noted at 1420.

Simon Auger of Cheshunt in Hertfordshire writes —“After mourning for the injury to my transistor superhet, I blew the dust off my homebrew 2 valve regen.; attached it to my 50 foot end-fed aerial and an A.T.U. and accomplished the following in fourteen afternoons”:

- 4965 *RSA, South Africa* in English at 1330.
- 6070 *Radio Sofia, Bulgaria* at 1930.
- 9005 *Voice of Iran, Tehran*, English at 2000.
- 9630 *Radio Sweden* noted at 1230.
- 9760 R. *Nacional d'España* at 1900.
- 9912 *AIR, Delhi* in English at 2000.
- 11775 *Radio Bucharest, Rumania* at 1500.
- 15340 *Radio Cairo* noted at 1800.

K. Goldsworthy of Hounslow in Middlesex has a Russian-made VEF204 receiver which, when connected to a 10 metre antenna, produced the following:


- 6025 R. *Portugal* in English at 2130.
- 7185 *RSA, South Africa* in English at 2000.
- 15185 *Radio Finland* in English at 1200.
- 17750 *Havana, Cuba* in English at 2130.
- 17820 R. *Canada International*, English at 2230.
- 17825 *RSA, South Africa*, English at 1600.

Another point which is worthy of mention at this time of year is the fact that the new edition of the ‘World Radio TV Handbook’ is due for publication. This book contains details of all Broadcast stations throughout the world. The entry for each station shows a list of all frequencies used; a current programme schedule; details of the Interval Signal; the station announcement; the address of the station and its QSL policy.


The introduction includes general hints on short-wave listening and the last section of the book is a list, by frequency, of all the stations. This list is very useful in identifying particular stations, especially when the frequency to which the receiver is tuned is accurately known.

All in all the handbook is an invaluable asset to all serious DXer's and I would recommend it to anyone regardless of their level of experience.

GOING BACK...



COLIN RICHES
ARTHUR DOW



S-T's Neutrodyne

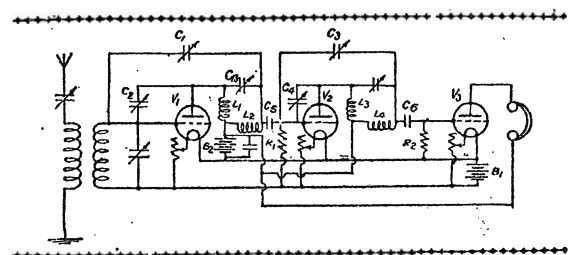
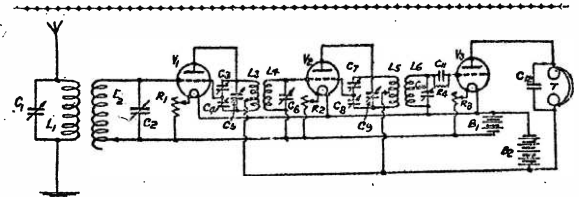
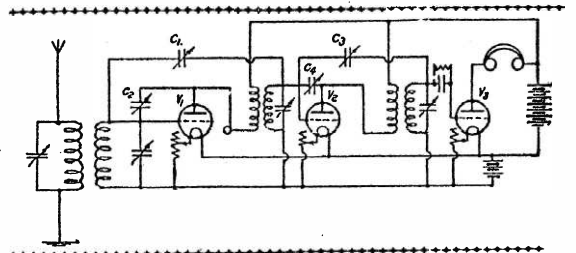
IN our August 1972 Going Back we gave an all-too-brief account of some of the contributions made to the art of wireless in the early days by John Scott-Taggart. We mentioned, among other matters, that he had sold many patents to the big wireless manufacturing companies including one to the Hazeltine Corporation (USA). Our attention has been drawn to an article published in the July 31st, 1926 issue of "Wireless" wherein much is made of the fact that the Neutrodyne (neutralising) circuit was patented by S.T. on January 2nd 1923 while the date for a practically identical patent by Professor Hazeltine in the USA was April 5th, 1923, some three months later.

"Wireless" sported headlines such as "Who invented the Neutrodyne?", "We should in England call it the Scott-Taggart Neutrodyne" and "New facts about a great invention". We only wish that we could be allowed to reproduce the three pages that "Wireless" published on this most interesting story if only to ensure that present day readers of PW are made aware that the British habit of throwing away potential moneymaking inventions is no recent acquisition! Remember the Hovertrain, among others?

To further quote Wireless "The utmost interest is being shown in the whole question of the Neutrodyne circuit. Although such circuits have from time to time been incorporated in various receivers, the extraordinary success of the "Elstree Six" has persuaded the wireless public that for selectivity, range, signal strength and non-radiation the Neutrodyne stands supreme... Although in America the manufacturers and public immediately appre-

ciated the merits of the Neutrodyne, yet neither have hitherto fully done so in Great Britain. The wide publicity and dozens of demonstrations of the "Elstree Six" have, after three and a half years, made the Neutrodyne 'catch on'."

Professor Hazeltine himself stated that he did not contemplate a wireless receiver, his idea being to use neutralising in land-line telephony. Only later did he develop the principle in wireless sets. At a luncheon at the Savoy Hotel, in front of over one hundred guests, Professor Hazeltine paid generous tribute to the work of Scott-Taggart and discussing the invention said "I had done some work along those



WHO INVENTED THE NEUTRODYNE ?

**"We should in England call it
the Scott-Taggart Neutrodyne"**

—Professor Hazeltine

NEW FACTS ABOUT A GREAT INVENTION

How it Came to be Sold to America

Headlines from "Wireless" of July 31st, 1926 exposing the story behind the invention of the Neutrodyne.

Three of the actual circuits included in Patent 217971 of January 2nd, 1923, in the name of Scott-Taggart.

lines generally and the result was the receiver known as the Neurodyne. Similar work was being done by Mr. Scott-Taggart and I feel that while we in America call it the Hazeltine Neurodyne we should in England call it the Scott-Taggart Neurodyne".

S.T.'s patent had been published in detail in Wireless Weekly in June 1923, and although British industry was fully aware of the inventor's claims not a single firm approached S.T. As Wireless noted "this was not to be wondered at; as recently as a year ago probably the largest manufacturer of broadcast receivers declared publicly that the Neurodyne was dying out in America and that it could never become popular in this country". After this turn down by the trade here the S.T. patent was bought by the Hazeltine Corporation although S.T. himself was unaware, at the time, of the identity of the purchasers since the arrangements were made through agents.


The ironical position developed in which a first class British patent had been sold to America who exported sets to us here which were licensed under the S.T. patent. The Hazeltine Corporation sold licence rights on the patent to no less than fourteen leading manufacturers in the USA. From Wireless again . . . "The value of the invention was appreciated from the first by the Americans and their enterprise is in striking contrast to our own . . . the Neurodyne receiver in America has been a colossal success. No other invention has had such an extraordinary vogue. Up to date (1926) £7,000,000 worth of licensed Neurodyne receivers have been sold. Professor Hazeltine and his associates draw patent licence fees to the extent of £120,000 per annum!"

ULTRASONIC REMOTE CONTROLLER—

continued from page 966

OPERATION AND APPLICATIONS

The prototype system operates at a range of 60 to 80 feet. Bearing in mind the medium of transmission, the best results are obtained under 'line of sight' operation. Ultrasonics behave in a similar fashion to light as far as propagation is concerned, so this means that ultrasonics will be reflected when they strike a hard surface. The prototype system was surprisingly omnidirectional under most conditions, and the user will soon acquaint himself with the possibilities and limitations of ultrasonic command.



The board is fitted into case with the two bolts on the switch unit. The 9V battery fits into the space at the bottom of the case.



TO SPARK YOUR IMAGINATION!
the
SPARKRITE
Electronic Ignition Kit
only
£9.35

Kit comprises EVERYTHING:
Case, cables, coil connectors,
Silicon grease,
8 page instruction leaflet.

Fascinating to build. Fantastic improvement to your car's performance. Complete Capacitive Discharge ignition system, fully proven, components fully guaranteed. Printed circuit design. All metalwork drilled ready. Fitted to car in 15 minutes when built.

- Sustained peak performance. • Up to 20% fuel saving.
- Instant all-weather starting. Faster acceleration, higher top speed.
- Suitable for all engines up to 8 cyls. • Longer spark plug life.
- Longer battery life. • Contact breaker burn eliminated. • Purer exhaust gas emission.

A new development from the manufacturers of Gunton ignition. Price: **£9.35 inc. V.A.T. and postage.** (12 volt only. State Pos. or Neg. earth). Ready built unit also available **£11.55 inc. V.A.T. and postage. GUARANTEED 5 YEARS**

ORDER NOW—send P.O./Cheque direct to:
ELECTRONICS DESIGN ASSOCIATES, DEPT. PW2
82 Bath St., Walsall WS1 3DE. Phone: 33652

Applications are numerous and one that immediately springs to mind is switching lights on and off. This may sound a little mundane to many readers, but how often have you fallen over the garden fork when fumbling about for the garage light switch? With the same transmitter in your pocket, you can turn on entrance lights when you drive in at night, and turn on the radio for the news.

One application of the carrier-only system, that has not been investigated at length in this article, is that of burglar alarms. One American firm now produces a level sensing IC and tone alarm, that will be set off if any one of four inputs indicates a change of state of 25% or so. The change of state can be brought about by interference with the ultrasonic carrier, breaking of light beams etc. ■

HOTLINES

ON RECENT DEVELOPMENTS

DODGY FOOD TESTER

EVERY once in a while one reads or hears of a major scare over tinned foods. It's all the fault of those grotty little bacteria and the technical name is Botulism. The "normal" way in which tinned food is tested is to grow a culture and then to turn this over to highly skilled personnel for microscopic analysis. Trouble is that all this culture growing and analysing takes a lot of time and skill.

This is where the "Bactometer" comes into its own. At present it is undergoing various tests, but the great advantages claimed are that the equipment will make the necessary results available in less than an hour, and it doesn't need skilled people to operate it—it's automatic.

How does the Bactometer work? Basically, it is a very sophisticated bridge which measures impedance. The test material is prepared in a liquid culture and a "reference" is made using a medium which is sterile. By putting these two separate cultures into a favourable growing environment the impedance of each is plotted. If there is no growth in the test sample, then the impedance will not differ greatly. However, if growth does take place, indicating contamination, then the impedance drops giving a positive sign. It would appear that bacteria have no resistance to the advance of science! Incidentally, once the samples have been put into the Bactometer, the entire process from that point on is automatic and thus no skill is required to operate the equipment. A chart recorder plots the impedances giving a written printout proof. Perhaps a monetary Bactometer could be devised for bank managers to detect overdrafts?

JAP REPORT

A piece of information which surprised me was that the Japanese home colour television market is approaching saturation point. Apparently some 80% of

Japanese households now have colour television and manufacturers are talking about a push to get people thinking about a second set! The scene is an interesting one. Originally, the Japanese manufacturers considered that the smaller colour set was the trend for Japan. Now, Aiwa, a Japanese Company, are to import large screen (24-26in). American models. This has caused quite a stir.

On the Japanese market itself, the accent is now on power saving and this has been underlined with the recent energy availability problems which have become almost international. Meanwhile, Philips, the European-based Dutch giant, have a 26in. colour tube which heats to emission in only five seconds and yet uses 20% less power than earlier designs. The Japanese finding was that people like to switch on the set and see results almost immediately. The public has been weaned to this by the use of solid state.

VIDEO SYSTEMS

Video recording systems have been in the news, and still are. One favourite method is to record the video signal using a laser beam. On playback, another small laser is used to detect the signal. This approach has been proposed for other markets too, such as mass memories, audio-visual and industrial control. Now, just as everyone is getting used to the idea, a Company has come up with a video playback system which uses the humble 25W light bulb. The bulb needs only about £30 of standard parts to form the basis of the playback system or video record player.

A laser is used to make the video disc by "printing" a series of dots whose individual diameters and densities vary according to the amplitude of the signal being recorded. Some 60 minutes of playing time is provided, the analogue signal being compacted by some 6:1. The train of dots form a spiral which roughly follows the path

that a groove would take in an ordinary audio record.


Playback is achieved on a—wait for it—transparent turntable. The 25W light bulb is located beneath the turntable so that it's light shines through both turntable and record. The light is detected by three light sensors or photodiodes. Two of these are responsible for tracking and keeping the lens system in line with the train of dots spiral. The third sensor detects the variations in diameter/density of the dots and this is converted into an amplitude modulated signal. This is mixed with a very small r.f. signal and the resultant a.m. carrier is then fed directly to the aerial terminal of a standard television receiver. Initial experiments have shown that the system should be suitable for digital, audio and analogue recordings.

Please note, the system is experimental and will not be on the market for some time. This column describes state of the art things, and this is one of them.

BOOM TIME

The last year has been a tremendous boom time for the electronics industry. So much so that materials are running out and suppliers just cannot keep pace with the demands of industry. This means that components are becoming scarcer. It is not unusual to find a supplier quoting a 72-week delivery. Couple this with the oil problem and it looks more serious. Plastics are tied in with oil. Although plastic packaged semiconductors are cheaper than ceramic ones, could it be the other way round soon? One thing is easily possible—the price of semiconductors and particularly i.cs may rise soon. It could be the old story of supply and demand, perhaps even a black market. Psst, wanna a buy an OC71 guv?

Ginsberg



NEW EDU-KIT MAJOR

Completely Solderless Electronic Construction Kit
Build these projects without soldering iron or solder


- ★ 4 Transistor Earpiece Radio.
- ★ 5 Transistor Push Pull Amplifier.
- ★ Batteryless Crystal Radio.
- ★ Signal Tracer.
- ★ 7 Transistor Loudspeaker Radio MW/LW.
- ★ One Transistor Radio.
- ★ Signal Injector.
- ★ 5 Transistor Short Wave Radio.
- ★ 2 Transistor Regenerative Radio.
- ★ Transistor Tester NPN-PNP.
- ★ Electronic Metronome.
- ★ 3 Transistor Regenerative Radio.
- ★ 4 Transistor Push Pull Amplifier.
- ★ Electronic Noise Generator.
- ★ Audible Continuity Tester.
- ★ Sensitiv Pro-Amplifier.

Total Building Costs
£7-23 P P & Ins. 44p
(Overseas P & P £1-85)
(+ 10% VAT 79p)

Components Include: 24 Resistors • 21 Capacitors • 10 Transistors • 3 1/2" Loudspeaker • Earpiece • Mica Baseboard • 3 12-way connectors • 2 Volume controls • 2 Slider Switches • 1 Tuning Condenser • 3 Knobs • Ready Wound MW/LW/SW Coils • Ferrite Rod • 6 1/2 yards of wire • 1 Yard of sleeving etc. • Parts Price List and Plans 50p. (Free with parts).

NEW ROAMER NINE


WITH V.H.F. INCLUDING AIRCRAFT



Nine Transistors, 9 Tunable wavebands as Roamer Ten built in ferrite rod aerial for MW/LW. Retractable chrome-plated telescopic aerial for VHF and SW. Push Pull output using 300mW transistors, 9 Transistors and 4 Diodes, tuning condenser with V.H.F. section, separate coil for aircraft, moving coil loudspeaker, volume ON/OFF and wavechange controls. Attractive all white case with red grille and carrying strap. Size 9 1/2" x 7" x 2 1/2" approx. Parts Price List and Plans 30p (Free with parts).


Total Building Costs **£6-95** P P & Ins. 44p
(Overseas P & P £1-85)
(+ 10% VAT 69p)

POCKET FIVE



3 Tunable wavebands, M.W. L.W. and Trawler Band, 7 stages, 5 transistors and 2 diodes, supersensitive ferrite rod aerial, moving coil loudspeaker, attractive black and gold case. Size 5 1/2" x 1 1/2" x 3 1/2" approx. Plans and Parts Price List 15p (Free with parts).

Total Building Costs **£2-28** P P & Ins. 29p
(Overseas P & P £1-25)



TRANSONA FIVE


Wavebands, transistors and speaker as Pocket Five. Larger Case with Red Speaker (Grille and Tuning Dial). Plans and Parts Price List 15p (Free with parts).

Total Building Costs **£2-50** P P & Ins. 29p
(+10% VAT 25p) (Overseas P & P £1-25)

TRANS EIGHT 8 TRANSISTORS and 3 DIODES

6 Tunable Wavebands: MW, LW, SW1, SW2, SW3 and Trawler Band. Sensitive ferrite rod aerial for MW, L.W. Telescopic aerial for Short Waves. 3in. Speaker. 8 Improved type transistors plus 3 diodes. Attractive case in black with red grille, dial and black knobs with polished metal inserts. Size 9 x 5 1/2 x 2 1/2 in. approx. Push pull output. Battery economiser switch for extended battery life. Ample power to drive a larger speaker. Parts price list and plans 25p (FREE with parts).

Total building costs **£4-48** P P & Ins. 33p
(+ 10% VAT 44p)
(Overseas P & P £1-25)



ROAMER SIX


CASE AND LOOKS AS TRANS-EIGHT

6 Tunable Wavebands: MW, LW, SW1, SW2, SW3 and Trawler band plus an extra Medium waveband for easier tuning of Luxembourg, etc.. Sensitive ferrite rod aerial and telescopic aerial for Short Waves. 3in. Speaker—8 stages—6 transistors and 2 diodes. Attractive black case with red grille, dial and black knobs with polished metal inserts. Size 9 x 5 1/2 x 2 1/2 in. approx. Plans and parts price list 25p (FREE with parts).

Total building costs **£3-98** P P & Ins. 31p
(Overseas P & P £1-85)
(+ 10% VAT 39p)

NEW Everyday Series

Build this exciting New series of designs



E.V.5, 5 Transistors and 2 diodes, MW/LW. Powered by 4 1/2 volt Battery. Ferrite rod aerial, tuning condenser, volume control, and loudspeaker. Attractive case with red speaker grille. Size 9" x 5 1/2" x 2 1/2" approx. Parts Price List and Plans 15p. Free with parts.

Total Building Costs **£2-73** P P & Ins. 36p
(+ 10% VAT 47p)
(Overseas P & P £1-15)

E.V.6, Case and looks as above, 6 Transistors and 3 diodes. Powered by 9 volt battery, Ferrite rod aerial, 3" loudspeaker, etc., MW/LW coverage. Push Pull output. Parts Price List and Plans 15p. Free with parts.

Total Building Costs **£3-60** P P & Ins. 30p
(+ 10% VAT 36p)
(Overseas P & P £1-25)

E.V.7, Case and looks as above, 7 Transistors and 3 diodes. Six wavebands, MW/LW, Trawler Band, SW1, SW2, SW3, powered by 9 volt battery, Push Pull output. Telescopic aerial for short waves, 3" Loudspeaker. Parts Price List and Easy Build Plans 20p. Free with parts. Overseas P & P £1-65.

Total Building Costs **£4-08** P P & Ins. 31p
(Overseas P & P £1-85)
(+ 10% VAT 40p)

ROAMER EIGHT Mk I

NOW WITH VARIABLE TONE CONTROL




7 Tunable Wavebands: MW1, MW2, LW, SW1, SW2, SW3 and Trawler Band. Built in Ferrite Rod Aerial for MW and LW. Retractable chrome plated telescopic aerial for Short Waves. Push pull output using 600mW transistors. Car aerial and Tape record sockets. Selectivity switch, 8 transistors plus 3 diodes. Latest 4" 2 watt ferrite magnet loudspeaker. Air spaced ganged tuning condenser. Volume/on/off, tuning, wave change and tone controls. Attractive case in rich chestnut shade with gold blocking. Size 9 x 7 x 4 1/2 in. approx. Easy to follow instructions and diagrams. Parts price list and plans 25p (FREE with parts).

Total building costs **£6-98** P P & Ins. 47p
(+ 10% VAT 69p)
(Overseas P & P £1-85)

ROAMER TEN


WITH VHF INCLUDING AIRCRAFT



10 Transistors. Latest 4" 2 watt Ferrite Magnet Loudspeakers. 9 Tunable Wavebands, MW1, MW2, LW, SW1, SW2, SW3, Trawler Band, VHF and Local Stations also Aircraft Band. Latest 4" 2 watt ferrite magnet loudspeaker.

Built in Ferrite Rod Aerial for MW/LW. Retractable chrome plated 7 section Telescopic Aerial, can be angled and rotated for peak short wave and VHF listening. Push Pull output using 600mW Transistors, Car Aerial and Tape Record Sockets, 10 Transistors plus 3 diodes, ganged Tuning Condenser with VHF section. Separate coil for Aircraft Band. Volume on/off, Wave Change and tone Controls. Attractive Case in black with silver blocking. Size 9" x 7" x 4". Easy to follow instructions and diagrams. Parts price list and plans 30p (FREE with parts).

Total building costs: **£8-50** P P & Ins. 52p
(Overseas P & P £1-85)
(+ 10% VAT 85p)



"EDU-KIT"

Build Radios, Amplifiers, etc., from easy stage diagrams.

Five units including master unit to construct.

Components include:

Tuning Condenser: 2 Volume Controls: 2 Slider Switches: Fine Tone 3" Moving Coil Speaker: Terminal Strip: Ferrite Rod Aerial: 2 Plugs and Sockets: Battery Clips: 4 Tag Boards: 10 Transistors: 4 Diodes: Resistors: Capacitors: Three 1/2" Knobs. Units once constructed are detachable from Master Unit, enabling them to be stored for future use. Ideal for Schools, Educational Authorities and all those interested in radio construction. Parts price list and plans 25p (FREE with parts).

Total building costs **£5-50** P P & Ins. 33p
(Overseas P & P £1-85)
(+ 10% VAT 55p)

RADIO EXCHANGE LTD

★ Callers side entrance "Lavelle's" shop.
★ Open 10.1. 2.30 4.30, Mon.-Fri. 9-12 Sat.

To RADIO EXCHANGE CO., 61a HIGH STREET, BEDFORD, MK40 1SA
Tel.: 0234 53867. Reg. No. 788372.

I enclose £..... for

Name

Address

(Dept. PW24.)

EXPERIMENTAL WORKSHOP

M. J. HUGHES M.A.

LEARNING BY PRACTICAL PROJECT STEPS

PART 5—EMITTER FOLLOWER

It is natural to think that the role of an amplifier is simply to take small voltages and turn them (somehow) into high voltages but this is by no means the end of the story.

Apart from voltage amplifiers we often come across circuits that fulfil some role of amplification that is not always so obvious or, for that matter, easily measurable. To name a few; we have current amplifiers, power amplifiers, impedance converters (sometimes called buffer stages), inverters and operational amplifiers. The transistor can give us all these options in different forms of circuit and we shall explore some of these obvious and not-so-obvious applications.

The transistor is basically a current sensitive device so it would not be unreasonable to look, firstly,

at its role as a *current amplifier*. The circuit we shall consider is the *emitter follower* (briefly mentioned in a previous part). The name current amplifier implies that we require a circuit that needs only a very small input current generated by a given voltage to give a larger current in an output circuit with more or less the same sort of voltage swings. If we say that the input and output voltage swings are about the same but impose the condition that the input current is small, it immediately means that the resistances involved in the input circuitry are greater than those we are likely to see in the output (which has larger current variations for the same voltage changes). Fig. 29 is a test circuit that will demonstrate what we mean.

VR1 is used simply to provide a source of variable

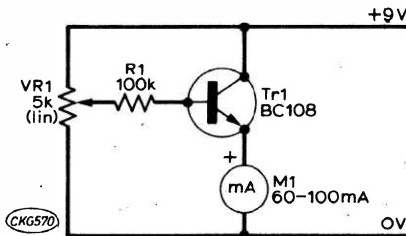


Fig. 29. The emitter current measured is proportional to the base current through R1. The latter is set by VR1.

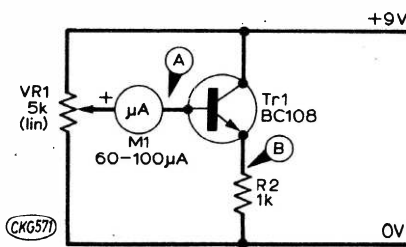


Fig. 30. The transistor draws only the amount of base current necessary to make the potential at B rise to that of A (less the V_{be} of the transistor).

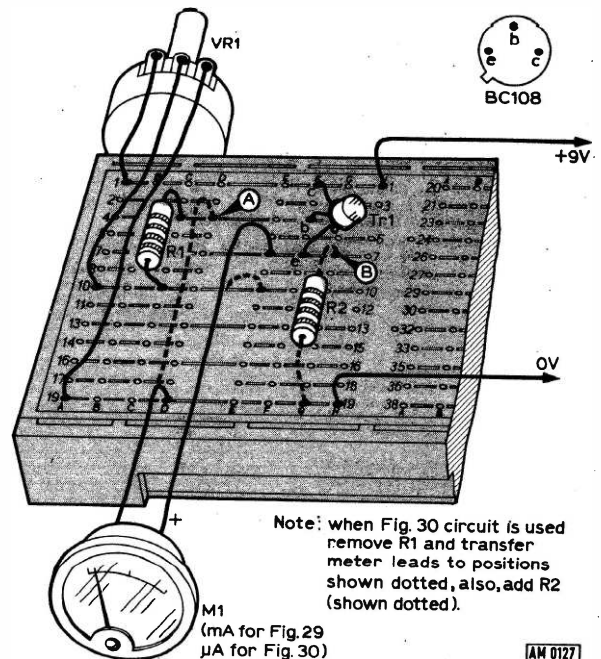


Fig. 31. Layout for Figs. 29 and 30.

AM 0127

voltage that is used to drive base current into Tr1. If you assume the internal resistance of the testmeter (set to current) is zero it is a simple calculation to work out the base current supplied.

The maximum will be when VR1 is set to the top of its track (+9V as a source). The base current is

$$\text{therefore } \frac{9 - V_{be}}{100k\Omega} = \frac{8.4}{100} \text{ mA} = 0.084\text{mA}.$$

The current you will measure in the emitter circuit will be as high as 30mA for this setting of VR1. The increase in current flow is up by a factor of about 300. One could, in fact, have calculated the emitter current from the current gain of the transistor (h_{FE}):

$$\text{collector current} = h_{FE} \times \text{base current}$$

$$\text{emitter current} = \text{collector current} + \text{base current}$$

$$\therefore I_e = (h_{FE} \times I_b) + I_b$$

$$\text{In other words } I_e = I_b \times (h_{FE} + 1)$$

Because the h_{FE} for a BC108 is approximately 200 to 300 one can see that the emitter current we measure is about two to three hundred times the base current. An immediate problem that springs out from this calculation is that you can only calculate the result if you know a precise value for h_{FE} but this varies a lot from one transistor to another—even though they may have the same type number. Thus the precise currents you measure in the emitter circuit will be dependent on the particular transistor you are using. Later you will see that steps have to be taken in many circuits to compensate for h_{FE} variations from one transistor to another. It is clear, then, that we can get an amplification of current by using a transistor and if you vary VR1 you should see that to all intents and purposes the emitter current is directly proportional to the base current supplied.

We can now carry out a variation on the same theme by using the circuit of Fig. 30. At first glance you might think that the base current will be very much greater than $60\mu\text{A}$ because all that seems to be limiting the base current is R2 in the emitter circuit. Firstly try it out and you should find that by adjusting VR1 the measured base current goes from zero up to a maximum of about 30 to $60\mu\text{A}$ (depending on your own particular transistor). When VR1 is set to maximum it is tempting to think that the base current is approximately 9V divided by the $1,000\Omega$ of the emitter resistor (about 9mA). If you make this guess you are overlooking the fact that as soon as you start to apply base current into Tr1 we will cause emitter current to flow in R2 and this causes a voltage drop across it. The voltage at B will rise. The

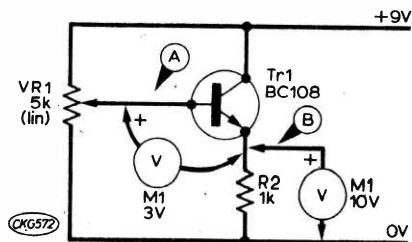


Fig. 32. At all settings of the slider the potential difference between A and B is about 600mV showing that B "follows" A.

base current is thus controlled by the new potential difference between points A and B (NOT between point A and ground!).

You can see the voltage at point B rising by switching the meter to volts (meanwhile connecting point A directly to the base of the transistor, Fig. 32). Notice that there is very little difference between the voltages set at A and those that are given at B. The difference is basically 600mV which is the forward base emitter voltage drop. Return to Fig. 30 and change R2 for a $10k\Omega$ resistor. You will see that the base current drawn by the transistor reduces by a factor of ten. Reduce R2 to 100Ω and the base current increases by about a factor of ten from its original value. The transistor thus gives an output voltage that follows the input voltage and the "following" effect forces the transistor to draw only sufficient base current to make the voltage at B approach that at A.

The input current is self limiting and makes the transistor look as if it has a very high base resistance. We say it presents a high input resistance to the voltage source and the output is more or less the same voltage as the source but the emitter current is very much greater than the input current.

Touch sensitive switch

Another way of looking at this circuit is to consider a limited current coming from a voltage source—Fig. 33—as one might find with a touch sensitive switch where the very small current flowing through the fingers is needed to cause a higher current in another circuit. Bridging the two contacts with the fingers causes base current to flow and the emitter voltage rises towards the voltage of the source (+9V). Depending on how good the skin contact is and how good a conductor you are you may pass sufficient base current to make point B rise to +9V.

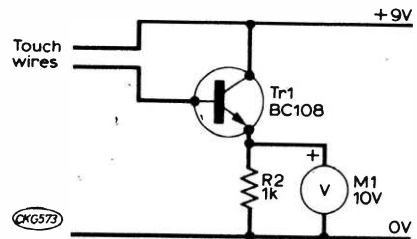


Fig. 33. The small current flowing through the fingers generates emitter current and this is shown as a potential difference across R2.

We have selected a value for R2 so that you may not be able to produce a low enough skin resistance to pass sufficient base current and hence the voltage at B may not follow the base exactly and the voltage you measure will vary depending on how hard you press the contacts with your fingers. To make the voltage at B go to +9V with ease you must reduce the base current requirement and this is done by reducing the amount of emitter current needed to make point B follow the input. This is done by increasing the value of R2 to $10k\Omega$.

A more precise way of obtaining an output voltage at the emitter of Tr1 proportional to the body's resistance is to make sure that the emitter current,

to be controlled, is not limited by the h_{FE} of the transistor. You can then use a circuit that relies on the potential divide effect of the body resistance and R_1 (Fig. 34) to give a potential at the base of Tr_1 that is reflected in the potential at its emitter (less only the base emitter drop). The current available in the collector/emitter circuit of the transistor is still many times greater than the current flowing through the body and can be used as a signal into other circuits. Fig. 36 is such a circuit. When the contacts are bridged with the fingers a small current flows into the base of Tr_1 ; this produces a higher current in the collector/emitter circuit of Tr_1 some, of which,

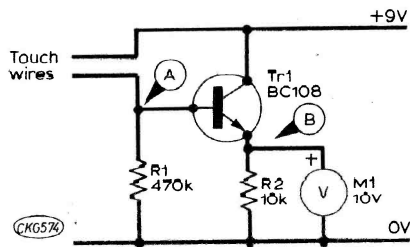


Fig. 34. The potential at A is set by the potential divide of R_1 with skin resistance and this is reflected by the potential measured at B in the lower resistance emitter circuit.

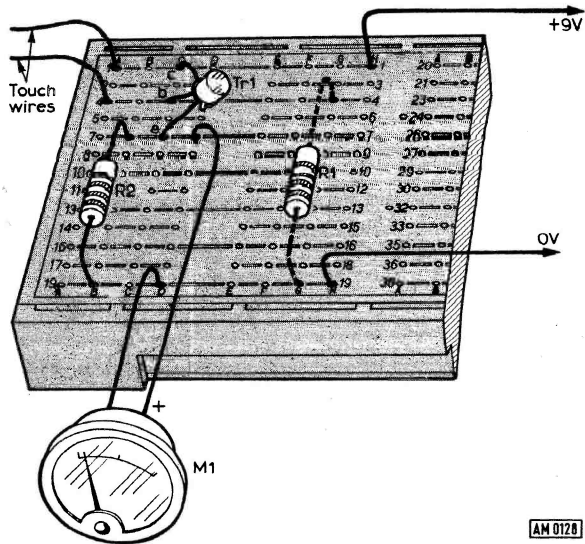


Fig. 35. Layout for Fig. 33. To carry out experiment in Fig. 34 change R_2 to 10k Ω and insert R_1 .

passes into the base circuit of Tr_2 where it is further amplified to provide base drive to the inverter Tr_3 which needs quite a high base current to turn on the lamp. Bridging the contacts turns on the lamp. If you think about it R_2 serves no useful purpose—on the contrary it wastes useful emitter current of Tr_1 which could be used as base current for Tr_2 ; thus it can be removed and the circuit still works. The combination of one emitter follower feeding into another emitter follower is often seen when a circuit requires a very high input resistance and the combination is called a *super alpha pair*.

Super alpha pair

The maximum current you can control in the emitter circuit is given by the base current multiplied by the h_{FE} for the transistor. Thus the current gain of a typical single stage using a BC108 is about 200 to 300. For a super alpha pair the gain would be $200 \times 200 = 40,000$. In our circuit of Fig. 36 the base current required by Tr_3 to turn on the lamp is about 0.2mA. We thus need only one fortythousandth of this as base current into the first stage i.e. about 0.005 μ A. In reality more than this has to flow through the skin because we have the 470k Ω of R_1 shunting the base of Tr_1 to ground. It is possible to remove R_1 and the circuit will become even more sensitive—the only problem is that it may become too sensitive and trigger by capacitively coupled pick up by Tr_1 's base. In theory R_3 could be omitted but this is unwise; it is there to protect the base emitter junction of Tr_3 from too high a current.

The emitter follower principle is often used as the active element in voltage regulators where a variable voltage output is needed from a power supply at quite high currents.

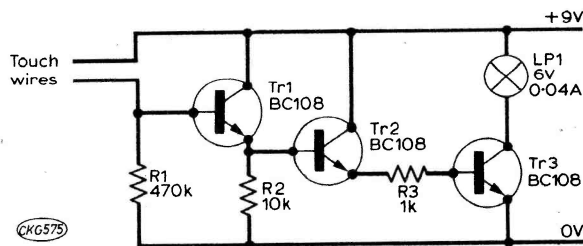


Fig. 36. A touch sensitive light switch. In practice R_2 can be omitted as can R_1 but removal of the latter might make the circuit over sensitive. R_3 should not be omitted.

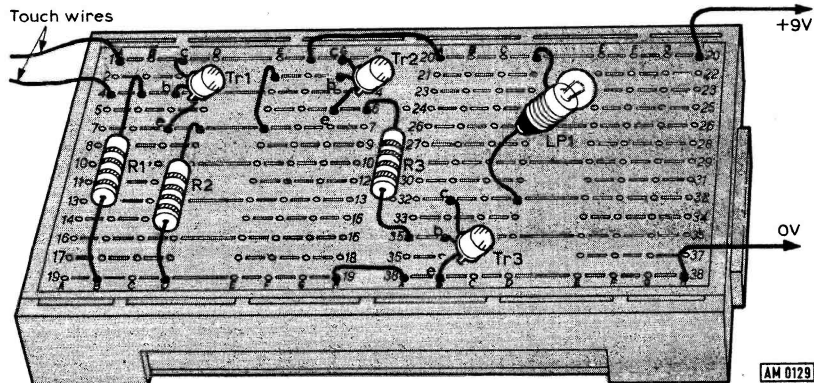


Fig. 37. Layout for Fig. 36.

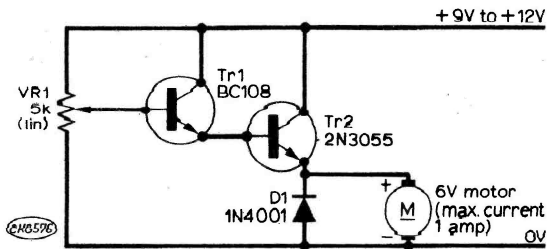


Fig. 38. Simple voltage adjustment to control the speed of low voltage d.c. motors. D1 is included to prevent high reverse voltages from the brushes damaging the transistor. The output is not short circuit protected.

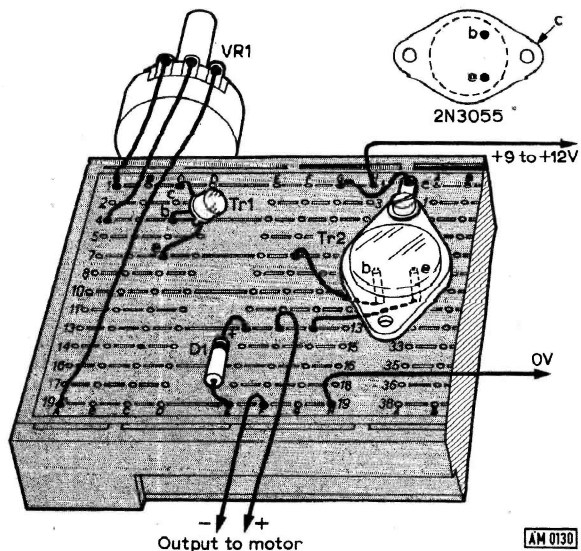


Fig. 39. Layout for Fig. 38. The short leads on Tr2 should be extended to connect to the T-Dec and the collector connection made via a solder tag bolted to Tr2.

It is expensive to use a high power potentiometer but a small potentiometer and a power transistor will do the job very nicely. Provided the output current does not exceed the rating of the transistor and is less than the $I_b h_{FE}$ product the output voltage of Fig. 38 will be approximately equal to the potential set at the wiper of the potentiometer (less the transistors forward voltage drops). With the power trans-

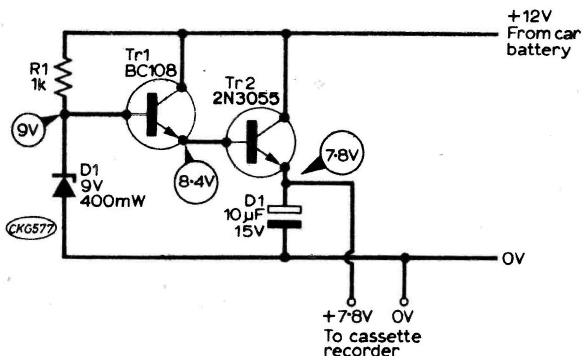


Fig. 40. A simple voltage dropper and regulator for running a cassette recorder from a car battery. Not short circuit protected.

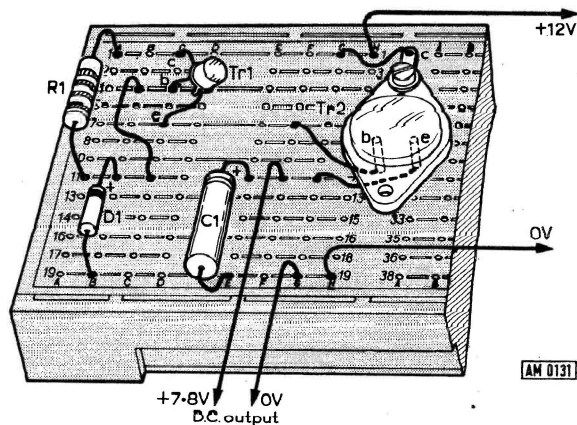


Fig. 41. Layout for Fig. 40.

sistor shown the circuit would act as a crude speed controller for small model motors. The wiper of the potentiometer provides the reference voltage. This could be generated by means of a zener diode and thus a stabilised power supply could be made to run, say, a cassette tape recorder from a 12V car battery (Fig. 40). C1 is included to suppress ignition noise.

Next month—more amplifiers

COMING SOON IN P.W.

- Five-Band Pocket Portable
- Quick-Wipe for Car Windcreens
- Special Supplement for Beginners
- Two-metre Converter
- Distortion in Audio Amplifiers

PLUS

some more Top Popular Projects and some very new ideas too!

WE CANNOT DIVULGE ALL OF OUR SECRETS BUT PLEASE NOTE: Our MARCH, APRIL, MAY and JUNE issues will contain special attractions. They could be a sell-out. To keep up-to-date on our full range of projects and ideas, you need **PRACTICAL WIRELESS** regularly. Place a permanent order with your reliable newsagent or write to our subscriptions department (see Contents page). Don't be disappointed—order now

Introducing the new


LASKYS

INCORPORATING LASKYS RADIO LTD. & G. W. SMITH & CO. (RADIO) LTD.

Following the successful merger in 1972 of

LASKYS RADIO LTD. & G. W. SMITH & CO. (RADIO) LTD.

the U.K.'s two leading audio retailers through Audiotronic Holdings Ltd. the final phase of the integration has now been completed. One retail company trading under the name of "Laskys" has been formed to bring you a wider choice of equipment, highly competitive prices and a better than ever service.



LASKYS RANGE—We stock the widest range of the best equipment in the U.K. and probably the world, backed by accessories, tapes and cassettes, components and other electronic equipment

LASKYS BRANCHES—We have 24 branches throughout London and the provinces each holding a comprehensive range and our staff will be pleased to demonstrate and advise on your choice of equipment

LASKYS PRICES—Our enormous purchasing power together with reduced administration costs enables us to offer you the most competitive prices to be found in the U.K.

LASKYS GUARANTEE—All equipment purchased from us is offered with a full 12 months guarantee including parts and labour.

LASKYS SERVICE—At head office we have a fully equipped service department and extensive stocks of spares.

LASKYS MAIL ORDER—We offer a speedy and efficient service. Immediate attention given to all orders.

LASKYS EXPORT—Personal exports arranged for overseas visitors. Goods despatched to all parts of the world through our Export Mail Order Department.

Another!
winner!

fane **MODE ONE**

HIGH FIDELITY LOUDSPEAKER KIT



Recommended
retail price

£10.98

including V.A.T.

Consisting of a Fane Model 803 ultra-low resonance 8" speaker unit with PVC cone surround, and a Fane Model 303 high frequency pressure tweeter together with a printed circuit cross-over assembly with ferrite cored coils.

SPECIFICATION OF UNITS

	Model 803	Model 303
Overall Diameter	8"	3"
Natural resonance	30Hz	—
Main resonance	*35Hz	1200Hz
Magnet Pole Diameter	1"	1"
Magnet Flux Density	13,000 gauss	10,000 gauss
Frequency response	30Hz-8kHz	2kHz-17kHz
Impedance	8-15 ohms	8-15 ohms
Power Handling	*15 watts	*15 watts

Very easy to assemble, this boxed kit comes with acoustic foam damping material, panels, screws, wire, wiring diagrams and instructions to provide a remarkable loudspeaker assembly—a pair is ideal for stereo.

CABINETS for the 'Mode One' are available in Teak veneer finish. SIZE 15½" x 10½" x 9".

*When used with above cabinet.

Please send S.A.E. for fully descriptive leaflet.

Distributors to the wholesale and retail trade
LINEAR PRODUCTS LTD.
Electron Works, Armley, Leeds LS12 3SA. Tel. 630126

Manufactured by
FANE ACOUSTICS LTD.
High Lane, Batley, Yorkshire. Tel. Batley 6431

TWO NEW SOLDER SIPPERS MAKE DE-SOLDERING QUICK & EASY

A SUPER PRESENT ANYTIME!

Longs

Longs Ltd,
Hanworth Lane
Trading Estate
Chertsey Surrey
KT16 9LZ.



Maxi-Super HT 1810 and Maxi-Mini HT 1800 Solder Sippers

Designed for use when working or re-working P.C. Boards. Permits removal of molten solder from Multi-leg components, enabling easy extraction. The solder is 'sipped' through the nozzle, and automatically ejected when the instrument is next used. A Swiss precision instrument manufactured to a high degree of accuracy.

The anti-corrosive outside casing has a knurled finish for more positive grip, and encases plated internal parts.

The Maxi-Super has been designed with a 3.5 kg. spring action recoilless plunger, whilst the Maxi-Mini with its conveniently shaped operating button, has a 2.5 kg. spring action plunger, protected by a channel guard.

Both models have been designed with an easy-to-replace 'dupont' teflon screw-in nozzle.

PLEASE FORWARD without obligation further details.

PLEASE SUPPLY Maxi-Super HT 1810 at £6.60

PLEASE SUPPLY Maxi-Mini HT 1800 at £4.95

I enclose cheque value £

NAME _____ POSITION _____

COMPANY _____

ADDRESS _____

SIGNED _____

Prices include VAT

Reg. England 68496



AMAZING MINI-DRILL

FOR PRECISION MODEL WORK



+ 6 TOOLS

Indispensable for precision drilling, grinding, polishing, etching, gouging, shaping. Precision power for the enthusiast. Shockproof. Completely portable power from 4½ volt external battery. So much more scope with MINI-DRILL. Super Kit (extra power, interchangeable chuck) £8.35 p.p. 13p. De Luxe Professional Kit with 17 tools £9.40 p.p. 23p. Prices include V.A.T.

Money ref. p'tee

MERLIN SUPPLY CO.

Dept. PW 214 Nailsea, Bristol BS19 2LP

MASSIVE CLEARANCE BARGAINS

Bargain component parcels contain Resistors, Capacitors, Potentiometers, Knobs, Rotary, Slide, Key Switches, IP's, Tag Strips, Drive Drums, Springs, Handles, Coil Formers, Wire, Grammets, Relays, Pulley Wheels, Magnets, Transistor Panels, etc., etc.

Save yourself £'s on these well selected parcels. 6lbs net weight £1.99 p. & p. 40p

Brand new Wire-Wound Resistors 1-7 Watts. Good selection 100 for £1. p. & p. 15p.

Assorted Computer Panels. These panels are exceptionally good value and contain a minimum of 75 Transistors, Stacks of Diodes, plus Trim Pots, Polyester Capacitors, Resistors and include a few I.C.'s. 10 panels for £1. p. & p. 27p.

Mullard Ferrite Cores LA3 100 to 500kHz 50p. LA4 10 to 30kHz 75p. LA 2100 3 to 200kHz 50p.

Mullard Electrolytic Capacitors, C432 4500µF. 25V 35p. Please include 10% V.A.T. to total cost of goods.

MAIL ORDER ONLY

XEROZA RADIO

1 EAST STREET, BISHOPS TAWTON, DEVON