

The
Indiana
Historical
Radio Society



BULLETIN

Volume 43

September 2014

Number 3

Pack a lunch to
share and bring your
portable tube radio
to the IHRS Fall
Folliage Meet in
Greenfield!



The BULLETIN
A PUBLICATION OF THE INDIANA HISTORICAL RADIO SOCIETY
FORTY-THREE YEARS OF
DOCUMENTING EARLY RADIO

The Indiana Historical Radio Society Bulletin

September 2014



The Cover—Thanks, Bill Morris for creating the cover for this issue of the Bulletin. Colorized by Bill, the young couple with the picnic basket and personal portable radio were found in a June 1939 issue of Life magazine. FYI—The Spring 2014 issue of The AWA Journal has an article (and cover picture) of GE and RCA portable radios. For a “Brief History Of Personal Portable Radios”, written by Bill Morris, see the October and December 2005 IHRS Bulletins.

This Issue: A reminder of our Fall Foliage meet at Riley Park in Greenfield, October 4. We all look forward to what has become a tradition to attending the IHRS Fall meet at Riley Park. Since this is the first Saturday in October, Greenfield will be celebrating Riley Days—so there will be a lot of family activities in town in addition to a vintage radio meet.

On page four Dave Mantor reviews the summer and recent Bulletins.

On page seven we congratulate the Indianapolis Radio Club in its Centennial year.

Page eight has a Wayne Newhart article on a 1940 RCA console radio.

Page ten we announce a DIY contest category for the IHRS Spring Meet in Kokomo—“Build a Crystal Radio”.

We go to Wayne Newhart again with a DIY Crystal Radio teaser on page eleven and sixteen. Wayne followed a circuit from a 1922 publication and built a receiver using available parts.

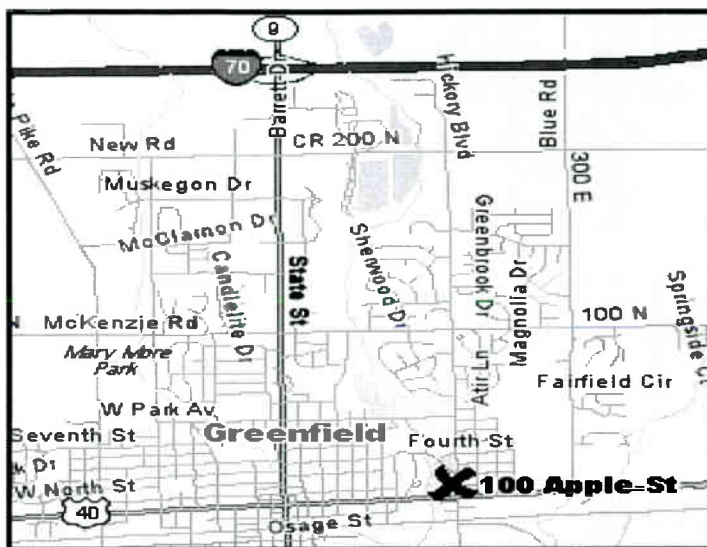
On page twelve we have pictures from the Lawrence Park Community center parking lot. Simply said, this ‘Close to the End of Summer Swap Meet’ was FUN!

Don’t forget the RADIO ADS on page fourteen. Readers do respond to the ads—so if you have a radio item to sell or trade, advertise in the Bulletin.

See you at Greenfield. *Fred Prohl, Editor*

On Saturday, October 4, 2014
the Indiana Historical Radio Society and the Hoosier Antique
Phonograph Society will meet at the Riley Park Shelter, Greenfield

The Riley Park Shelter is located one block north of US 40 on Apple Street, Greenfield. Radio Swap space is available inside and outside the shelter building.



General admission is \$5.00 per family. Swap N Sell vendor fee (includes registration fee) is \$15.00 for current members of the Indiana Historical Radio Society and \$20.00 for non-members.

Schedule of events:

7:00 AM Set up Swap N Sell of vintage radio equipment.

Set up indoors or out in the parking lot, first come first serve.

8:00 AM The IHRS Fall Foliage Meet officially begins

9:00 AM Popular Vote Contest entries in place

Contest categories—1. Portable Tube Radios 2. Open to all Radio
11:00 AM Lunch – If you are able, bring a dish to share along with
IHRS provided lunch meat service.

Contact for the IHRS Fall Greenfield Meet:

Fred Prohl, (812) 988-1761 or email inhistradio@gmail.com

Information also at indianahistoricalradio.org

Greetings from Your President's Keyboard...

I hope this has been a great summer for all. For me, it has been far too busy. If one has to choose between two activities that follow your responsibilities or pursuits, both have great drawing power, one happens to be an IHRS meet and the other one, a highly-important-you-cannot-be-absent-from-this-meeting, then you're too busy. That is what happened to me for the summer meet at Lawrence Park. Since it was rescheduled to keep members from having to deal with traffic problems in the Carmel / Highway 31 area, the new date and time landed right smack on a date already filled. Frustrating, but one does have to choose between fun and duty.

I hope you had a great time at Lawrence Park. It has become one of my favorite locations for IHRS get-togethers. It's handy and easily accessible, easy to move around inside and it certainly has the room. So, I missed seeing all of you, but hope you know I was there in spirit.

Now, I have an itch I just have to scratch. When I received the March 2014 Bulletin, I saw the cover and declared for myself that it was a knock out!! It being a Percy Crosby illustration with the ever popular Skippy was one reason that

it was so good. But I have to admit that the picture of Skippy in his dilemma with all the radio parts laid out in front of him gave me cause to see visions of an IHRS member that we all know so well. I am certain that there are probably other members that you can see in place of the Skippy picture. However, I see Ed Dupart as he's studying the parts, and I further suspect there's a schematic there somewhere, too. Now be truthful with us, Ed – is that how it looked when you were getting your 1-tube wonders ready for Kokomo's 1-tube contest? Looking closer, do I perhaps see compactron tubes sitting in their respective sockets amid all the other parts? Only Ed can say. HiHi



I would like to compliment the writers on the various articles we've had lately. Of course, the level of knowledge that is shared from Bulletin to Bulletin is excel-

lent. Different perspectives surely add to our reading enjoyment when a radio project is started by a collector and all the accompanying details are supplied.

Take for instance Jeremy Schotter's article in the past July issue. His Delco R-1129 project was easy to follow by both explanations and pictures. Before and after shots of the set were supplied, for which they became an important element to his article. Step-by-step progression was easy to follow, and I compliment him on the project's completion. I hope we hear more from Jeremy in the future.

Ed Dupart's articles are always very good as well. I especially enjoyed reading his most recent contribution with the 1-tuber that he entered in the Kokomo meet's competition. His presentation in his writings are complete and, of course, easy to read and understand. His school teaching expertise is very evident, particularly when he has a Friday night presentation at our Kokomo meet.

But a "how-to" article isn't the only material that radio readers find interesting. Case in point – Andrew Oom's *Stand By* article also in the July issue was outstanding. I, too, received some time back a large stack of *Stand By*

magazines (not as many as Andrew received) and have found them to be a great source of great reading.

Andrew included in his article a reference to Pat Buttram, one of the B western's best cowboy sidekicks. Pat also appeared alongside Roy Rogers in Roy's very first western, *Under Western Stars*. Okay, trivia here – does anyone remember Pat's horse's name, the horse with the ring around one of his eyes? And which eye had the ring?

The thoughts in my head that have been moving around have come to point me toward this important fact – we have some great writing talent within the club's



membership. The three I mentioned are only the most recent – Mike Chester and Herman Gross are two more. I, for one, as well as Fred, I'm sure, would like to encourage others to determine what

they'd like to write about, get the camera ready (if available), sit down at your typewriter (remember those instruments?) or key board and put together an article that could be shared with all of us. I'm positive there is "author material" who would like to write something that we could all benefit from. I'd like to read of experiences of the past radio-TV shop owners who I know are a part of the IHRS membership. Or how about radio personalities? Or maybe you've entertained or led a radio talk show. It could just be you're like Skippy / Ed and enjoy building

electronic projects. I expect there is a large pool of folks here within IHRS who could write some very interesting radio-related articles, and we would enjoy reading them. Could my request here today offer the necessary nudge? Please consider it – email me or Fred and give it a try, eh?

Well, this is all for now from my keyboard. Be safe, God Bless and I hope to see you in Greenfield.



WE REMEMBER

Friend of the Indiana Historical Radio Society, Janet LaVelle passed away September 12. Oak Forest, Illinois residents, Janet and her husband Jack were frequently seen at IHRS meets in Elkhart and Kokomo.

Members will remember Janet for her energy and outgoing personality.

Known as the "The Cookie Lady" Janet made sure that when attending Antique Radio Club of Illinois and IHRS meets there were plenty of cookies to snack on.

We also remember that Janet liked to crochet hand towels and give to everyone she came across.

The Oak Forest, Illinois Patch reports that Janet was well known for her volunteer work in the community as well as active participant in Oak Forest Council meetings.

She will be missed.

Congratulations to the Indianapolis Radio Club! A Century of Amateur Radio!

Fred Finehout was an IRC officer in the early years of the organization. Since the American Radio Relay League is also celebrating 100 years in 2014 it is interesting trivia to reprint Mr. Finehout's letter of application for membership in ARRL, January 1917:

Dear Sirs,

Enclosed please find application blank to the American Radio Relay League. Have been thinking of joining for a long time and think my station is now eligible. I attribute a good portion of the efficiency of my station to "QST" which is always very welcome and interesting. The most inefficient part of the station is the aerial which is only 43 feet high, but this will be raised to about 60 feet soon, thereby increasing the efficiency. Following are some of the stations that are often copied here; (forty plus stations are listed). Mr. Finehout concludes with — Can hear 2AGJ, 8NK, 5ZC, 5DU, 8CO and 4DG two feet from the 'phones at times. Wishing "QST" and the American Radio Relay League all success, I remain,

Very truly Yours, Fred Finehout



1914

Indianapolis Radio Club

2014

100th Year Anniversary

1940 RCA Radio—Wayne Newhart

My newest old radio project is this 1940 RCA radio with the standard medium band and with two short wave bands.

The first task was to replace the extremely rotten AC cord with a new one.



The next problem was getting the radio to turn on. The on/off volume control would not turn on the radio. A shot of WD-40 into the switch area loosened up decades of grime and SHAZAM, it worked!

I applied about half voltage to start with. A 60 watt conventional light bulb wired in series with the radio is a safe way to test the radio for any serious problems. If the light bulb is bright, there is a short in the radio. If the light bulb is dim, with the radio turned on, it is safe to plug the radio in at full voltage.

The radio hummed, but no sound. After testing all of the vacuum tubes in a tube tester, I found a 6SF5 burned out. A 6SF5 tube was not to be found in my junk box of old tubes.

I did find a 12AX7. Half of a 12AX7 (either half) is electrically

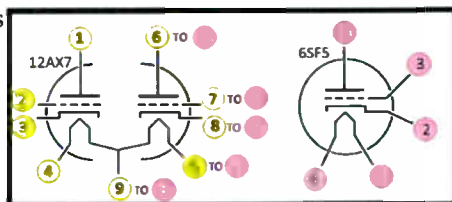


the same as a 6SF5.

I had a miniature 9 pin socket and I salvaged the large 8 pin plug from the bottom of the burned out 6SF5. I wired together this 12AX7 adapter socket.



By using a tube manual or by



using the internet you can find the tube socket arrangement. Look at the bottom of the socket and count the pins in a clockwise direction starting at the notch on the socket.

The radio now works and works well! There were no bad capacitors, which was a surprise for such an old radio!

I listened to Chicago, IL, Cincinnati, OH and Nashville, TN and some short wave stations that day. I will find a 6SF5. They are on eBay,



but this was a quick way to get the radio operating. The next job is to get a nice finish on the beautiful wood cabinet. *Wayne*

Wayne's 1940 RCA (model 19K) was purchased at the 2014 IHRS Summer Meet donation auction.

This article was written for 4H members—

with the thought that a 4H'r may take on a vintage radio project.



Scott Beard enjoying a great day at the IHRS "End Of Summer" Meet at Lawrence Park

Plan Now! — Start Now!

**Build a Crystal (Diode) Radio for entry
in the IHRS Spring Meet Vintage
Radio Contest, Kokomo 2015.
A prize will be awarded to first
and second place winners!**

Guidelines for a Do It Yourself Crystal Radio:

- ~ **The contest is open to members of the Indiana Historical Radio Society**
- ~ **The crystal radio is constructed by the contestant.**
- ~ **Enter as many crystal radios as you like!**
(Members with multiple entries will be eligible for one prize only.)
- ~ **Contestant can choose and build from a published circuit or from a circuit of own design.**

The DIY Crystal Radio will be judged as follows:

- **Overall presentation of the Crystal Radio.**
- ~ **Adherence of construction to schematic.**
- ~ **Construction techniques.**
- ~ **Supporting documentation.**
- ~ **Does it work. An IHRS amplifier with speaker will be provided to assist the judges.**

Plan Now! — Start Now!

Construction and Operation of a Very Simple Radio Receiving Equipment –1922

Recently, at the IHRS Summer meet in Lawrence, Wayne Newhart displayed an operating diode radio (back cover pictures). The receiver is another project that Wayne constructed and then documented for 4H club members. His source is from a 1922 publication by the Department of Commerce, Bureau of Standards, Washington. The complete document can be located at rexe-research.com. The Bureau of Standards circuit and variations of the receiver frequently show up during the 1920's in non-radio magazines such as the Farmer's Guide. Wayne described his finished receiver: "The coil wire is from a telephone cable. Most any transformer will work (to drive the hand-set). The 120 volt side (high impedance) is to the radio and the low voltage side (low impedance) is to the telephone receiver. Transformers found in power cubes work fine." Wayne Newhart, August 2014

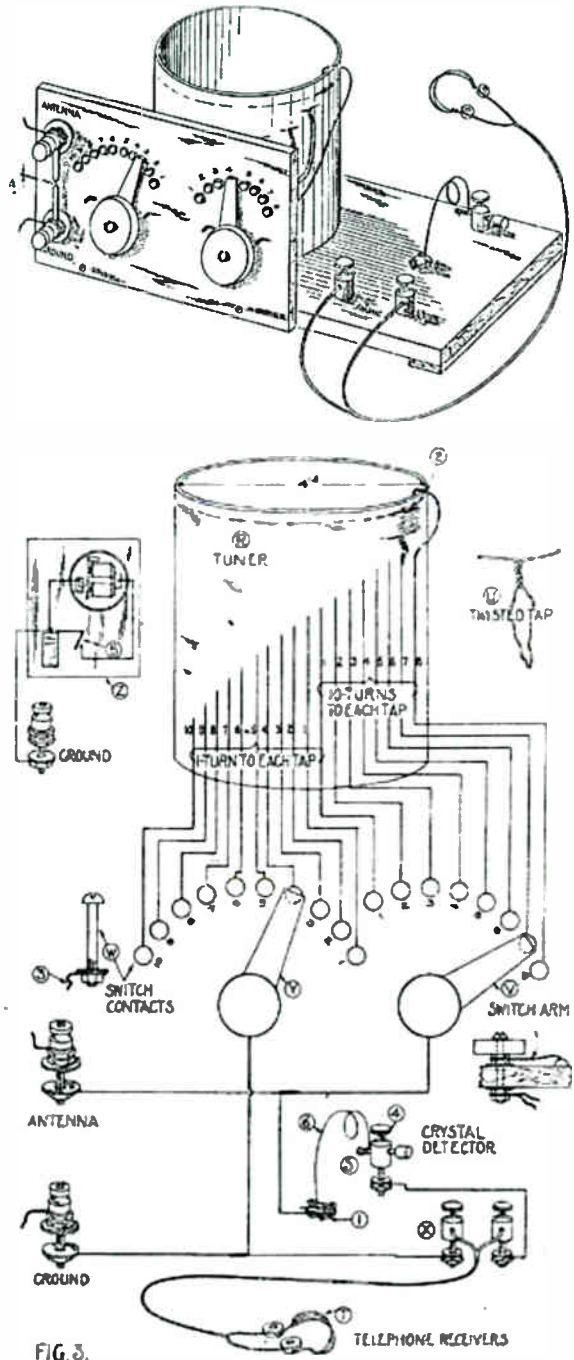



FIG. 3.

TELEPHONE RECEIVERS

Around the parking lot—Lawrence Park



- 2014 Regional Vintage Radio -

Indiana Historical Radio Society

Fall Meet, October 4, Riley Park Shelter, Greenfield
Details at indianahistoricalradio.org

Mid-South Antique Radio Club

MSARC Meet information contact: layvinrad@insightbb.com

Antique Radio Club of Illinois www.antique-radios.org

October 5—Swap Meet—Carol Stream

December 7—Swap Meet—Carol Stream

Michigan Antique Radio Club www.michiganantiqueradio.org

October 18—County Fairgrounds—Kalamazoo

AWA-Antique Wireless Association www.antiquewireless.org

CARS—Cincinnati Antique Radio Society

Info at oltubes@roadrunner.com or Bob Sands 513-858-1755

Dayton Antique Radio Club (SPARK)

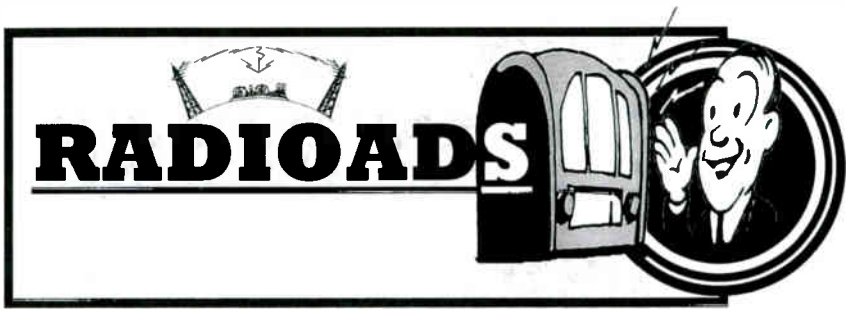
Contacts Ed App 937-865-0982 or Lou Dvorak 937-858-0795

Central Ohio Antique Radio Association—COARA

Check the new COARA website at
<http://coara.org> for event schedule.

**Membership in the Indiana Historical
Radio Society is \$15.00
per calendar year.**

Send your membership renewal and address change to Don Yost, 3814 E 400 N, Windfall, IN 46076. See the inside back cover of the Bulletin for complete IHRS Officer contact information.




Submit your "FREE TO CURRENT MEMBER" RadioAd by the 15th of February, May, August, or November in time for the Bulletin issue that follows.

Wanted: Audio frequency transformer. Federal #226, for Federal model DX58 radio. Contact Richard Ender, E-mail rmend@provide.net or phone 734-439-2545. 03/14

For Sale: AK Breadboard, a lead from IHRS member George Clemans. Appears to be a Model 10. Missing rheostat and has chip in cover plate. For further details and contact information: clemans@bgsu.edu or (419) 352-7198 09/14

For Sale: A circa 1928 RCA Radiola 60 and Magnavox Dynamic 80 speaker in a custom cabinet.. The cabinet appears to be built by a furniture store or other assembler and is in generally restorable condition. The speaker needs re-coning (surround is dried out). A unique high-boy console set. Price reduced to \$100.00 For further information contact John Foell (who is assisting a neighbor with the sale) at John_D_Foell@raytheon.com or call 260-627-0127. 09/14



For Sale: REPRODUCTION RADIO BATTERIES: I've developed replica battery solutions for most tube and transistor radios--batteries that have not been available for nearly thirty years. They look, they feel and they work--just like the originals! Plus, they are a reusable resource. Inside are holders for AA, C, D and 9-volt batteries. When the batteries wear out, simply remove them and install new ones. Contact Bill Morris at batterymaker@gmail.com or at 317-895-1334. 03/14



2014 Officers

David Mantor President

P. O. Box 1
Fairmount, Indiana 46928
(765) 618-8342 before 7pm Indiana time
email w9ocm.radio@yahoo.com

Michael Feldt, Vice President

12035 Somerset Way, East
Carmel, Indiana 46033
(317) 844-0635 email: feldtm@msn.com

Don Yost, Treasurer

3814 E 400 N
Windfall, Indiana 46076
(765) 945-7014
email: dearsir@netscape.com

Editor Fred Prohl

3129 Lanam Ridge Road
Nashville, IN 47448
(812) 988-1761 email inhistradio@gmail.com

Dr. Ed Taylor, Historian

245 North Oakland Avenue
Indianapolis, Indiana 46201-3360
(317) 638-1641

Responsibilities

Activities, business,
administration, & publicity

Sites and dates of meets

Dues, financial, and address
change. Please notify
immediately of change of address.

News articles, radio ads, photos
for Bulletin publication
Maintain indianahistoricalradio.org

Donations & scrapbook material

Bulletin Deadlines: News, Articles & Radio Ads, 2/15, 5/15, 8/15, 11/15

IHRS Web site address: www.indianahistoricalradio.org

The INDIANA HISTORICAL RADIO SOCIETY is a non-profit organization founded in 1971. Annual membership dues of \$15.00 includes the quarterly IHRS "BULLETIN." Radio-Ads are free to all members. Please include an S.A.S.E. when requesting information. Send applications for membership and renewals to Don Yost, our treasurer as noted above.

The BULLETIN

A publication of the Indiana Historical Radio Society
Forty-three years of documenting early radio.



Wayne Newhart displayed his operating crystal diode receiver at the IHRS Lawrence Park Summer meet. Wayne designs electrical and electronic projects for 4H members to construct. His projects are made from easy to find parts.

