


The  
Indiana  
Historical  
Radio Society

**BULLETIN**

Vol 37

December 2008

No 4



STATION I-H-R-S  
IS BROADCASTING  
Y-O-U  
MERRY  
CHRISTMAS



Inside -

- A Sentinel 63B  
and a *Button Bias* ~~Battery~~ Cell
- Making Airwaves: A Review
- Attention required! -

The Indiana Historic Radio Museum



## 2009 Officers

### Joe Farkas, President

1962 S 200 E  
Huntington, Indiana 46750  
(260) 468-2400 e-mail: farkas@citiznet.com

### Alex Whitaker, Vice President

2927 South East Street  
Indianapolis, Indiana 46225  
(317) 787-2854 email: ehscott@sbcglobal.net

### Herman Gross, Treasurer/Secretary

1705 Gordon Dr.  
Kokomo, Indiana 46902  
(765) 459-8308  
email: hw144ihrs@comcast.net

### Editor Fred Prohl

3129 Lanam Ridge Road  
Nashville, IN 47448  
(812) 988-1761 email fprohl@att.net

### Dr. Ed Taylor, Historian

245 North Oakland Avenue  
Indianapolis, Indiana 46201-3360  
(317) 638-1641

## Responsibilities

Activities, Business,  
Administration, & Publicity

Sites and Dates of Meets

Applications and correspondence  
**NOTE** Dues, Financial, and address  
change. Please notify  
immediately of change of address.

News Articles, Radio Ads, Photos  
for Bulletin publication

Donations & Scrapbook Material

**Bulletin Deadlines:** News, Articles & Radio Ads, 2/15, 5/15, 8/15, 11/15  
**IHRS Web site address:** [www.indianahistoricalradio.org](http://www.indianahistoricalradio.org)

The INDIANA HISTORICAL RADIO SOCIETY is a non-profit organization founded in 1971. Annual membership dues of \$15.00 includes the quarterly IHRS "BULLETIN." Radio-Ads are free to all members. Please include an S.A.S.E. when requesting information. Send applications for membership and renewals to Herman Gross, our treasurer as noted above.

# The Indiana Historical Radio Society Bulletin – March 2008

Contents:	page
○ Outgoing President’s Remarks – Mike Clark	4
○ Indiana Historical Radio Society Meet Schedule	4
○ Indiana Historic Radio Museum, Ligonier	5
○ Treasure’s Report	6
○ Sentinel 63B – A Restoration – Ed Dupart	6
○ Old Equipment Contest – 2009	10
○ Making Airwaves: A Review – Andy Ooms	11
○ Ligonier – 2008 pictures	20
○ Treasure’s Report – Greenfield – Herman Gross	12
○ RENEW NOW and Feedback	13
○ Greenfield Contest Pics	14
○ Steve Renner – Neon Bender	15
○ Greenfield Pics	17, 18
○ Remembering Jim Fred – Editor	19
○ The Kingston Radio Story – Jim Fred	20
○ Remembering Jim Fred – Bill Arnold	22
○ Something New at indianahistoricalradio.org	24
○ RadioAds (Fred Schultz auction)	25
○ In Fast Company – A Crystal Detector – Ed Taylor	28



The cover Christmas greeting and “Out of Focus” (page 13) are from Ed Taylor’s extensive collection of radio related greeting cards. Nothing special done to the out of focus radio listeners card – the original was misprinted.

Pay close attention to the request for “Museum Loan Sheets” from members and individuals who loaned radio equipment for display at the Indiana Historic Radio Museum in Ligonier. (Page 5)

And yes, it’s that time of year again – dues! It is of great help to our treasurer when you send your check for continued IHRS membership in 2009, and beyond, if you wish. Only \$15.00 for each year.

Fred Prohl, Bulletin Editor

## Outgoing President's Remarks

Relax, I intend to be brief. First, I would like to thank all IHRS members for supporting the club during my tenure as president and would encourage you to continue your support under our new president, Joe Farkas. I would like to thank my fellow officers for their behind the scenes work which results in publication and mailing of bulletins and the reservation of venues for our quarterly meetings. Much hard work is also expended in setting up and cleaning meeting facilities, handling reservations, running contests and auctions and providing refreshments and meals. Herman Gross has been Treasurer for a number of years now and he has just taken on the office of Secretary as well. Shirley Gross, his wife, sends out cards to members and families from the IHRS and, when appropriate, flowers. In addition to publishing our high quality bulletin on time, Fred Prohl frequently expends much time and energy in arranging and setting up meetings as well as running the silent auctions. Dr. Ed Taylor has always been available with advise about club matters when I have asked for help. In addition, he is in charge of our contests, writes articles for the bulletin and provides much appreciated doughnut supplies at 2 of our quarterly meetings. Glenn Fitch has been arranging the facility for the Greenfield meeting for at least 20 years and has arranged for food service there the last 2 years. My thanks go out to these people for their invaluable help as well as to everyone else who has helped the IHRS in any way. Please support your new president and other officers.

Mike Clark - Former IHRS president - Now living in exile

---

---

### The Indiana Historical Radio Society Meeting Schedule

Winter 2009 – Hornet Park, Beech Grove – February 7

SEE PAGE 16 OF THIS BULLETIN

Spring 2009 –Kokomo Event Center – April 24, 25

- - - Regional Events of Interest to Members - - - -

**Antique Radio Club of Illinois** Oct. 5, 2008 and Dec. 14, 2008

Americn Legion Hall, Carol Stream, Illinois [www.antique-radios.org](http://www.antique-radios.org)

**Michigan Antique Radio Club** Nov. 8, 2008

Kalamazoo, MI details at [www.michiganantiqueradio.org](http://www.michiganantiqueradio.org)

**AWA-Antique Wireless Association** [www.antiqwireless.org](http://www.antiqwireless.org)

The original and largest historical radio group. The AWA publishes a quarterly Old Timer's Bulletin. Membership is \$20 per year. Write to: Antique Wireless Association, Inc.Box E, Breesport, NY 14816

December, 2008

to: All Indiana Historical Radio Society Members

re: Items on loan to the Indiana Historic Radio Museum, Ligonier

With the death of Marcella Schultz in 2005 and now with the passing of Fred Schultz this year, the Indiana Historic Radio Museum in Ligonier is experiencing considerable change.

Many of the radios on display in the Museum are part of Fred's estate and belong to the family. These radios will be sold at auction in mid January 2009. (See RadioAds)

Marcella was the grant writer and organizer of records; and Fred, the Museum Curator. During this time of family loss, Museum records were evidently discarded – specifically the agreements between the Museum and those who loaned equipment for display in the Museum.

If you loaned radio equipment for display in the Indiana Historic Radio Museum in Ligonier, and have the agreement indicating your loan. Please send a COPY of the agreement to the IHRS President, Joe Farkas so he can rebuild the "Loaned Equipment" file. Joe's address is 1962 S 200 E, Huntington, IN 46750.

If you know of members (or non-member families) who loaned equipment for display at the Museum, please provide your information to Joe, so contact can be made with the individuals.


Thank you for assisting us in this matter. We are making every attempt to preserve the Indiana Historic Radio Museum in Ligonier, your help is important and appreciated.

The Indiana Historical Radio Society Officers

## Sentinel 63B A Restoration

By Edward Dupart  
October 2008

This past summer I was at David's house, a friend of mine, helping him clean out some old junk radios and TV's, deciding what to keep for parts and what to send to the scrap metal people. In the pile was this Sentinel 63B, a real cute, small battery console that looked really nasty, but had potential. He gave it to me to fix up or I should say resurrect and/or restore.

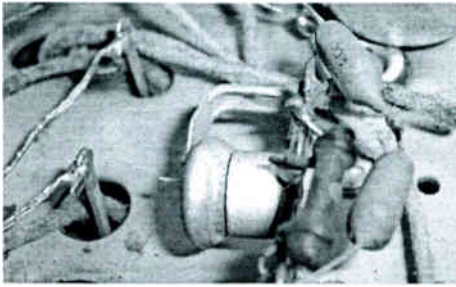


One of the previous owners decided to cover the whole radio with a dark varnish stain, including the knobs and bezel. It really had a splotchy look and with the dirt it made for one nasty looking old radio. There was a power cord to it, so the question I had, was this a combination battery/AC radio that was common in the late 30's or did someone change it over to AC only? At any rate, I decided to restore the radio for David.

The first thing I did was take the chassis out and clean it up, check the tubes and find a schematic for it. When I took the tubes out, I discovered the tube sockets were labeled with the tube numbers and it used a 41, 75, and two 15's, but there was an 84 in the vibrator socket, which I found interesting. I brought out the tube tester and discovered that the 15's were replaced with a 36 and a 39/44. This is beginning to look like a conversion job, but I now have enough information to find a schematic. 63B was etched into the chassis with the serial number and it turned out that it was a 63B after looking in the Rider's. I printed out the schematic and set out to change the capacitors.

The chassis was very clean underneath, almost new looking and most of the paper capacitors were still functional but not perfect. I changed the filters first and plugged it in and it worked just fine, but I went ahead and changed the rest of the capacitors so it would perform like new. After changing all the capacitors, it did work quite well, but the volume control worked strange when you turned up the volume and then I saw the button bias battery and knew it was bad. So now onto the button battery.

-- and then I saw the  
button bias battery --




Around 1936 or so, radio manufacturers started putting a tiny button looking battery of 1.5 volts in low cost radios in the first audio stage, usually using a 75, for biasing. When the battery went bad, the radio kept on playing, but may be a little distorted and/or the volume control acted weird when

turning it up at higher levels. To someone that hasn't worked on many radios of this vintage, they may wonder what in the world this button looking thing is and that is why I included pictures of it in this radio.



The question is what do I replace it with? First of all, the battery is a carbon cell of 1.5 volts that is pretty well encapsulated, so leakage isn't a problem. Since it is a bias battery, no current is drawn from it, so the shelf life is the battery life, which is a long time for this battery (cell). A side note here. The correct name for it is a cell, not a battery, although it seems most everyone calls individual cells, such as the D cells that are commonly used in flashlights, batteries. Two or more cells comprise a battery. Oh well, lets move on. One could replace it with a AAA 1.5 volt cell (battery), but there may be a leakage problem and a cobbled look with a cell (battery) tacked in underneath. What I did was clean out the guts of the original button cell and place a NiCad watch battery (cell) inside of it. There was no need to do any soldering, since the metal case of the NiCad cell is positive and makes a good connection with the case of the original button cell, which is also positive. The spring contact rests quite nicely on top of the negative terminal of the NiCad cell and holds it in place. At first glance, you can't even tell the modification has been made. This repair worked great and I didn't need to make any modifications to the circuit.



After 71 years the alignment was still perfect and I couldn't improve on it, so at this point, the radio is done electrically.


### Sentinel continued

The chassis had some rust on it, so I scraped and sanded it and touched up the pitted areas with aluminum paint, so now the chassis looks good.

I also replaced the grommets that are used to mount the tuning capacitor. When they dry up, the tuning capacitor tends to rock back and forth and the dial sometimes will not align right in the cabinet because of the lower position of the capacitor. Grommets are available at hardware stores and an assortment of grommets is available at discount tool stores. Now, onto the cabinet.

I really hate using chemical strippers so I decided to scrape and sand off the old varnish and it came off very easy, but I discovered that underneath the crummy varnish, Sentinel used an inexpensive cabinet with inexpensive woods, mostly pine, that had a fancy wood grain painted on it. There was no way I could save the original painted grain, so I stripped the whole cabinet down to bare wood, not really sure what this radio would look like when I got it done.

While stripping the cabinet I got to see the original colors and found they used a lot of black paint for the trim, which I duplicated, and that the painted on walnut finish was fairly dark. I also found lots of loose veneer, so I was in for a lot of gluing and clamping. If you are planning on restoring cabinets, I would suggest that you get lots of clamps from very little ones (1") to very big ones



(48") and sheets of 1/8" to 1/4" plates of steel of various sizes. Sandwiching warped and loose laminated wood between sheets of steel that are clamped will result in wood that is perfectly flat when the glue has dried. I usually allow at least 12 hours or more for drying time. At this point the cabinet is stripped and glued.

I decided to stain the entire cabinet with my charcoal stain, which is a very dark brown stain. After staining it, I sprayed a coat of clear lacquer on the cabinet to set the stain and keep it from streaking and smudging. Now I applied dark toning lacquers on the columns and bottom trim and the top. Now I'm ready to apply the black paint and what a difference that

makes! Since the wood is pine and has a very close grain, it didn't take many coats for a nice smooth finish, but in between the coats I used steel wool on the cabinet to get rid of any dust particles and other bumps in the finish. Wow! This cabinet really looks good!

The bezel and knobs were coated with varnish, so I set the knobs in a can of stripper and I used steel wool saturated with stripper on the bezel. The knobs



cleaned up real nice, but the steel wool took off some of the natural patina on the brass bezel, which I expected. Using the steel wool, I evened out the metal finish so the exposed metal was equal around the entire bezel. I used a dark walnut toning lacquer to replace the patina and after that the bezel looks original and great.

Since this radio was not going to be totally original, I thought I would try something different for the grill cloth, but I wanted it to look original or at least vintage. I went to Wal Mart in the material section and found some dark brown material that was not too thick so it would pass sound through it relatively easy. Then I found some fancy fine meshed netting that was tan/gold in color but had a little sparkle to it. I glued the brown material to the speaker board and placed the fine mesh netting on top of the brown cloth and stapled the netting on the edges and stretching it while I stapled it. I couldn't believe the results! It looked

like grill cloth from the 30's!

After putting the radio together, it is now a rather stunning looking, small floor model radio and is one of the smallest floor model radios I have ever seen.

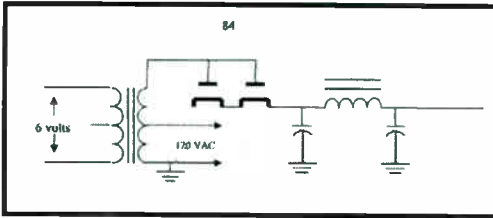
Whoever changed this radio from battery to AC only operation knew what they were doing and looks almost like a factory job using the original transformer, but lets take a look at what he did for the tube replacements, first. The 36 is a very good substitute for the 15 that was used in the converter section and the 39/44 replaced the other 15 in the IF section. The 15's are 2-volt tubes, so the dropping resistor was



### Sentinel continued

deleted and the full 6 volts are now applied to the 36 and 39/44.

The vibrator was a 5-pin vibrator, so the 84 fit perfectly in the vibrator socket, so in this conversion no tube sockets were replaced.



The battery to AC transformation using the same transformer was the sneaky part. A typical vibrator transformer with a 6volt-0-6volt primary and a 120volt-0-120volt secondary is used. What was the primary now becomes a

secondary and the secondary is a combination primary/secondary winding used as an auto-transformer. The 120 volt AC input is applied between the center tap and ground end of the high voltage winding and the full secondary high voltage winding is applied between ground and the plates, that are tied together, of the 84, resulting in about 240 volts applied to the 84 rectifier. The 6volt-filament voltage is taken from the full winding of what used to be the primary of the transformer, with the center tap disconnected and it works great! No tube sockets were changed and no rivets were drilled out. I hope this might help some of you out there that might want to change a farm radio that uses a vibrator to AC only operation.

Ed



### Restoring your latest radio find? Show it off at an IHRS meet in 2009!

The contest at the February meet in Beach Grove will be judged by Popular Vote. The categories are: Radio Advertising and Diode/Germanium Radios.


The Kokomo Old Equipment contest categories include: Made In Indiana, Transistor Radios, Crystal Sets, pre 1930 Radios, and Open to any radio or radio related item. The Kokomo contest winners are determined by a team of judges. Table space will be available at both meets to place equipment on display.

## Making Airwaves: A Review

Andy Ooms [oomspine@msn.com](mailto:oomspine@msn.com)

Baseball and radio have been partners in the United States almost since the advent of medium wave broadcasting. Consequently, there are books about this partnership, and here is a review of one of them.

Making Airwaves, subtitled 60 Years At Milo's Microphone, is the autobiography of Milo Hamilton. The book is co-authored by Dan Schlossberg with Bob Ibach, and has foreword by Milo's friend, the great pitcher Nolan Ryan.



The book was published in 2006 by Sports Publishing L.L.C., Champaign, IL.

Who is Milo Hamilton? He has been a play-by-play sportscaster for a fair bit longer than a half century. During his career, Milo has done broadcasts of several sports; however, most of his effort and fame involve baseball. As of 2006, he was still doing Houston Astros games on KTRH, and he may be doing them this year also. Like his fellow voice artist Paul Harvey, Milo started in the 1940's, and still keeps on talking.

An Iowa boy, one of his first broadcast jobs was to do the Iowa Hawkeyes football games, for which he received the payment of a box of Roi-Tan cigars for the season. By the early fifties, he was doing Saint Louis Browns baseball games. Remember them?

They moved to Baltimore in the fifties and were re-named the Orioles. He also did some Saint Louis Cardinals games in the fifties.

After his Saint Louis days, Milo worked radio baseball games for Chicago, Pittsburgh, Atlanta, and since the mid-eighties, Houston. Chicago was an important part of his career as he did both White Sox and Cubs games.

I remember listening to Milo do White Sox games on WCFL while I was living in Chicago radio range in Grand Rapids, MI, many years ago. At the time Sox home runs were called "White Owl Wallops" by Milo or the lead announcer at the time, Bob Elson. Definite evidence of the good old days is that cigars were mentioned on air positively and legally. Whether cigars contributed to the goodness of the good old days is, of course, subject to differences of opinion, some of those opinions probably vehement.

To baseball broadcast fans, an intriguing part of Making Airwaves concerns Milo's opinions of, and history with, the late Harry Caray. If you recognize Harry's name, I don't need to further explain who he is. Hamilton claims that Caray negatively affected his employment on a number of occasions.

### Making Airwaves – continued

True or not, there is no evidence in the book of any feelings of good will between these two famous broadcasters.

Sports Milo covered from behind the microphone, in addition to Iowa football and the major league baseball teams mentioned already, include: Quad Cities, IA minor league baseball, Iowa Hawkeye basketball, Northwestern football and basketball, Chicago Zephyrs basketball (they were a 60's NBA team that moved to Baltimore as the Bullets, and were later replaced by the Chicago Bulls), DePaul basketball, Saint Louis University basketball, Georgia Tech basketball and football, Ohio State football, Chicago Bulls basketball, and Southwestern Conference basketball.

The highlight of his baseball announcing career was broadcasting Hank Aaron's home run number 715, breaking Babe Ruth's HR record. He also broadcast 11 no-hitters, starting with that of Bobo Holloman of the Saint Louis Browns in 1953 through the Houston no-hitter in 2003 started by R. Oswalt who left the game with an injury, and was relieved by 5 pitchers (Munro, Saarloos, Lidge, Dotel, and Wagner) holding the Yankees hitless.

Not many can disagree with Milo's selection into the Baseball Hall of Fame and the Radio Hall of Fame as well as two other halls of fame.

The list of AM stations that Milo broadcast on include a large number of the major voices of the nation during the 20<sup>th</sup> Century. Although there are a few more mentioned, the ones that I am most familiar with are WLW, WIND, WCFL, WSB, KDKA, WGN, KTRH, KMOX, WGST, WHO, and WSUI. What a list of legendary stations! He also did a few games on the Mutual Broadcasting System.

I enjoyed this book immensely as I have invested a lot of time and interest very enjoyably in the combination of good old American AM radio and good old baseball.

Does Milo present himself in the best light? Sure, it is an autobiography and not a confession. But he tells his interesting story in a very pleasant way, and I think that most baseball and radio fans will find it to be an entertaining reading experience. Andy

#### **Treasurer's Report – Greenfield October 11, 2008**

Receipts for the meet:	coffee/donut donations	\$47.08
	seller fees	125.00
	Donation silent auction	66.00
	total receipts	238.08
Expenses:	food and drink	144.13
	insurance	35.50
	facility rental	130.00
	total expense	309.63
	meet deficit =	\$71.55

Membership renewals totaled \$315.00

Submitted by Herman Gross, IHRS Treasurer



## Help IHRS to get a focus on 2009!

**Renew your membership now.**

If the date on your mailing envelope for this issue of the *Indiana Historical Radio Society Bulletin* is 12/08 or earlier, it is time to renew your membership.

Please send a check payable to the *Indiana Historical Radio Society* in the amount of \$15.00 per year.


Send your payment to:

**Herman Gross, IHRS**  
1705 Gordon Drive  
Kokomo, IN 46902.

Include your current mailing address, if not on your check, and your email address, if you have one. Membership questions? Contact Herman at [hw144ihrs@comcast.net](mailto:hw144ihrs@comcast.net) or call him at (765) 459-8308.



**DORON BROS.**  
ELECTICAL CO.  
HAMILTON, OHIO.



Missing from a recent contest display – two Doron Bros. Crystal Detectors. Contact the IHRS Bulletin editor if you have information on the missing detectors.

Greenfield 2008 Popular Vote Contest  
 cat. 1 – My Favorite Radio  
 cat. 2 – Amateur Radio – any vintage



Randy Frasure's beautiful Philco was the "Popular Vote" first choice




Bob Sands' entry was awarded second place (above)



Scott Mathews won first place with his Hallicrafter's SX-62

Tom Williams took second place with his EICO 753





The dial face of Ed Dupart's Sentinel (page 6)

Evident with the sale of Jerry Wynn's donated consoles, very low cost radio restoration projects are available. As shown with Ed's project, the investment of time and effort can result in a living room center piece.

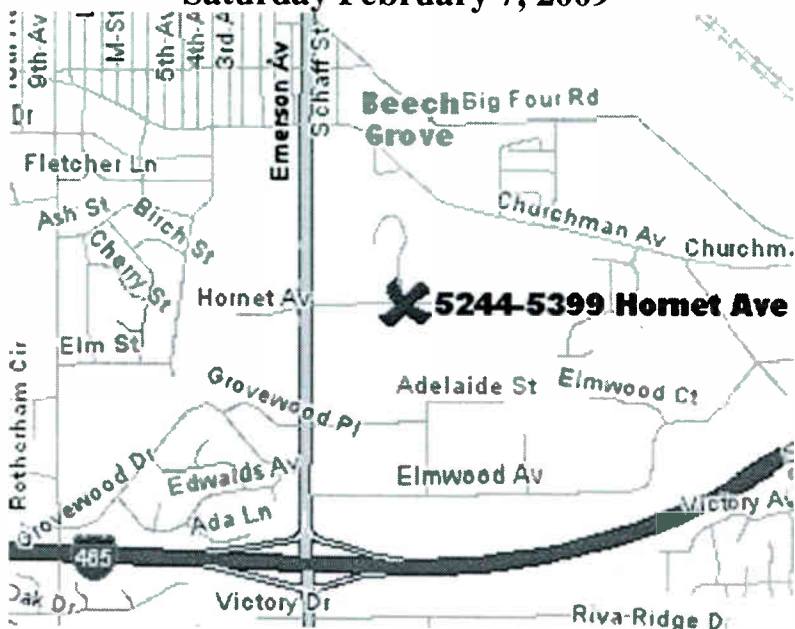
## Lapel native rubs neon elbows with 'Hollywood' stars

IHRS member Steve Renner shows a picture of his recent "Neon Amenities" creation at the Greenfield meet. His "Neon Bending" skill recently was featured in a local newspaper - (background picture).



Many radio collectors have their favorite radio name in Neon by Steve.

# IHRS Winter Meeting – Hornet Park, Beech Grove Saturday February 7, 2009



**Meet at the Hornet Park Community Center, 5245 Hornet Avenue, Beech Grove (South Indianapolis)**

A Swap N Sell indoor meet - 8:00AM to 12 Noon (Setup 7:00AM.)

Old Equipment "Popular Vote" Contest categories:

- 1 Radio Advertising
2. Diode/Germanium radios

Table space will be available for non-contest radio or radio related items you would like to display.


Registration fees: \$5.00 to register. Swap table rental - \$5.00 each for IHRS members; \$10.00 each for non-IHRS members. Tables are round, five foot diameter. Bring a cloth to protect the table.

The Hornet Park Community Center is three streets north of south-east I465, exit 62 (Emerson Avenue, Beech Grove). Travel north from I465 to Hornet Avenue. Turn right at Hornet Avenue – the Community Center is about two blocks east on the right.

Meet contacts: Fred Prohl, 812-988-1761; Ed Taylor, 317-638-1641




## 2008 Greenfield "Fall Foliage" Meet



**Donation Silent Auction** Included many radios donated by the family of Jerry Wynn, Evansville.




The typical mild and sunny October weather for the IHRS Fall Foliage meet makes "Swap N Sell" in the parking lot the place to be.



**Lunch**, with the help of individual carry in and Arby's, was followed by the annual IHRS business meeting and election of officers.

It was a great day at Greenfield 2008!  
What price did Dr. Clark have to pay for Herman's *Radio Rake*?



Thanks, Ed Dupart, for the pictures

## We Remember – Jim Fred

Indiana Historical Radio Society member Jim Fred passed away in September of this year. Jim was 92. After high school, Jim worked in a local furniture factory and saved enough money to buy an automobile, a radio tube tester and other equipment needed to repair radios. He rented a small building in downtown Mishawaka for a radio repair shop. When WWII started he was a radio instructor at the Army Air Force Radio School in Chicago. After the war ended he went to work as a Junior Radio Engineer at the Kingston Radio Factory in Kokomo. He designed radios that were made for and sold by Montgomery Ward, Gambles Stores and Western Auto Supply. Kingston Product Corp. closed their radio division in June 1954. He then went to the Bendix Guided Missile plant in Mishawaka. The TALOS missile was assembled there and he was a test equipment design engineer. In January 1957 he was employed as a Product Engineer at the Mallory Controls Company Plant in Frankfort. After 25 1/2 years there Jim retired on April 1983.

“The Kingston Radio Story” that follows was written by Jim and published in the September 1989 issue of the Indiana Historical Radio Society Bulletin. Jim’s experience in radio electronics resulted in many articles, written by him, on vintage radio in many popular magazines. Jim wrote over 200 magazine articles about electronic projects and supplied over 400 photographs to illustrate the stories.

Jim was an active contributor to the Indiana Historical Radio Society as the Bulletin Editor for seven years and the Society Secretary for five.

He is probably best known in IHRS as the expert and willing consultant on all things related to vintage radio – specifically Indiana radio.




Jim at the 1993 IHRS Fall Foliage Meet in Greenfield

## The Kingston Radio Story

1943 to 1954 by Jim Fred *Originally published in the September 1989 issue of the Indiana Historical Radio Society Bulletin.*

This is the story of my association with the Kingston Radio Corporation,



A Kingston 600B - 1934  
from the Peter Konshak collection

Kokomo, IN. How I came to Kingston Products-Kingston Radio is a story in itself. Needless to say I will shorten it up and tell you that I arrived in Kokomo, IN on April 18, 1943. I was employed as a Signal Corp Electronic Inspector. My first assignment was at the Kingston Products Corp. They had a contract to manufacture the "Gibson Girl" emergency radio transmitter. After eleven months I was transferred to the Delco Radio Division, also in Kokomo. On August 15, 1945 I was terminated by the War Department and began looking for a job.

I wanted to learn how to design radios, so when Mr. Francis Dawson, the chief

engineer, offered me a position as a Junior Radio Engineer I didn't hesitate in accepting it.

Before WWII Kingston Radio had been one of the largest "Private Brand" radio manufacturers of farm battery radios. Their largest customers were Gamble stores, and Western Auto Supply Co. Harry Masquette, the radio sales manager, had been with Case Radio in Marion, IN and had many contacts among the retail chain store buyers.

Our Engineering Department was small; it consisted of the Chief Engineer and his secretary, the assistant to the Chief engineer, the chief Draftsmen and two assistants, a model shop technician, and three Junior Radio Engineers. I had been a radio repairman for seven years and an employee of the War Department for three years, but I soon realized I didn't know much about designing radios, especially tuned circuits. One set I designed was a five tube, with loop antenna, farm battery radio. It was made for Montgomery-Ward as "Airline", for Gamble stores as "Coronado", and for Western Auto as "Truetone".

Other sets I worked on were Radio-Phono combinations, an end table radio in two different models, and a four tube TRF radio in a steel cabinet for Montgomery-Ward that came in five different colors.

Since Kingston hourly employees were

members of the United Steel Workers Union it was difficult to compete with small radio manufacturers in New York and Chicago. The R E M C movement had almost ended the demand for farm battery radios, so things didn't look too good for the radio division. Television made itself known in 1949 and an attempt was made to enter the TV market. I built seven sample TV sets which were hand carried to many customer and retail electronic shows. Kingston never had a factory order to produce TV sets.

Management then decided to enter the U H F T V converter field. Every U H F converter manufacturer, except Kingston, converted the U H F signal down to V H F channel 3 or 4. The Kingston U H F converter was different in that it converted the U H F signal down to channel 9 or 10. The Kingston converter found only one customer. It as the Regency Div. of I.D.E.A. Inc., of Indianapolis, IN. Less that half of the 100,000 U H F converters on order were produced and shipped. About this time the FCC mandated that all TV sets built had to be able to receive both UHF and VHF stations. I built several sample TV sets with both VHF and UHF tuners.

When Mr. Dawson died on April 7, 1947 and Mr. Masquette died on November 8, 1947, the desire behind the Kingston Radio Corp. died too. The Corporation was dissolved on December 31, 1951 and all assets were turned over to the Kingston Products Corp. In May 1954 the Radio Engineering Department was closed and the employees were looking for jobs.

Kingston Radio Corporation was founded on February 14, 1933 and dissolved on December 31, 1951.

*Jim Fred September 1989*

Blank Kingston Stock Certificate – Michael Feldt




**A Christmas Gift for Good Reception!**

Guaranteed to remove the battery hum and deliver clearer tone and increased volume. Provides three different voltages at the same time. Each tap adjustable over a wide range, making possible any desired voltage from 5 to 150, absolutely harmonizing its current supply to your set. Raytheon tube used as rectifier. No noise or vibration. Contains no acid or solution and will not get out of order. Operating cost negligible. A R.E.A. Christmas gift.

At Your Dealer's  
 Recommended Price \$35.00  
 Kingston Radio Corp.

**Kingston "B" Battery Eliminator**

Radio News – January 1927



## Remembering Jim Fred

By Bill Arnold

Washington, Indiana

I remember meeting Jim at Kokomo back several years ago when we still had the outside meet. This was my first recollection of him. I had brought up a radio cabinet for him. It was for a Clinton made radio. After that, we kept in contact and I would visit on occasion. His house was always filled with radios and related stuff. I would make the three hour trip to re-stock my radio supply. I liked to get them in the "rough" and restore them. In fact, with his help I got pretty good at repairing and restoring old radios.

Back in those days, I guess he realized he would never get to all of the project radios that had accumulated at his place and out in the barn. He told me one time if I wanted to come up and look at radios, he would sell me radios at a good price so that I would have stuff to work on. I was buying radios from him to repair and restore. I felt as he did that most radios were worth saving rather than parting them out for some insignificant part. I fixed up a lot of them as well as trading some of my restoration work to Jim for other stuff. I can remember painting some metal cabinets for him because he liked my paint work.

While Jim couldn't get out as much as he would have liked, he still operated a shop in Cutler where he made WD-11 tube replacements, coil forms, tuning eye adapters and other odds and ends for various suppliers. If you have ever ordered anything from Antique Electronic Supply, you may well have some that Jim made in his own shop. The quality was very good and they worked well. I am not sure much younger folks could do that well.

Jim had been in Carol Manor, an assisted living facility the last few years as his health was failing and he needed help in the daily activities. I suspect he didn't eat right at home and take care of himself as well as he should have. His wife had been gone several years and without someone to help, my guess is he didn't get enough to eat or enough exercise.

He was an avid reader and even at Carol Manor, he still read the "Wall Street Journal". I think much younger people couldn't digest that. He loved to read and I would send up articles I clipped out of the weekend edition of the paper for him to read. They were of the human interest type articles.

I would call Jim on the weekends to tell him what I was doing out in the shop. He loved to hear about that and seemed to know just what I was talking about. He could tell you what kind of tube you had by the number. As I would explain to him what I was working on, he would offer suggestions or agree that my approach was right. He was very logical minded and that is the way I developed my repair technique. I would say much of what I learned was from him.

He had various contacts and would always offer his opinion or some repair technique. Some of this was more than the novice could understand but he was willing to share his experience with others if they needed help. I know I valued his opinion and would always ask if I was on the right track. Most of the time, I was right but once in a while, he would suggest something different. I never knew him to be wrong. If he was not sure, he would say he wasn't sure or hadn't run into that problem. He was not one of these guys that would tell you something even if it was wrong. I hate that. I had an uncle that would do that. I had to quit listening to him. I got some wrong information before I realized he was no help to me at all

I believe we have lost a good honest man. Although he touched the lives of many of us and will be remembered as a man of many talents, he is also remembered for the kind of person he was. There was a lot of knowledge that we lost when we lost Jim. He always knew what I was doing when I mentioned these old radios. I knew that, and I respected him for that.


I think we all owe a debt of gratitude to the older guys that have grown up with the old radios. I will never be able to replace all of those years of experience with the few that I have. The only thing I can do is try to do the best I can. After all, I will be one of the older ones in a few more years. I am glad I've had the chance to be associated with men like Jim and I think we will all agree we owe them more than we could possibly realize.

It is no more than right that we remember Jim and his accomplishments to our radio hobby. I will also miss him as a friend. He was someone that I could rely on for advice or just someone that would listen to me. I don't believe you can replace that. So, I close this article as I close another chapter in my life and say, "Good bye, old friend"

New to indianahistoricalradio.org

- Indiana Made Radio -

Access the IHRS web site for a list of Indiana radio manufacture's and pictures of Indiana radio.



**-Arvin -  
Columbus**



**-Case-  
Marion**



**-Diamond T -  
South Bend**



**Elmco Shielded Apparatus**  
Free from leaky capacity  
Do you know what it means?

None of the Elmsco sets discussed here except this one, have conventional fixed, inductance-coupled and tuned circuits. Instead, they are shielded.

The apparatus shown herein have Type 6-4 set in perfect condition and completely new in operation, when used with the Elmsco Type 6-4 A. This is a valuable advantage, as it will allow them use with any other set, but not vice versa.

Price \$10.00. Free literature for long months. Write Elmsco, Inc., Dept. 100, 1000 N. Dearborn, Chicago, Ill. 60610. Elmsco Radio Service, Garden City, N.Y. 11530. Elmsco Radio Service, Inc. 7-11-37

**THE ELECTRON MACHINE CO. INC.**  
Indianapolis, Indiana

**-ELMCO -  
Indianapolis**



**-Indiana Hyperdyne-  
Marion**



*You Can Hear*  
**KENNEDY**  
RADIO  
LIFE TONE

**-Kennedy-  
South Bend**







### **Radio Auction**

- from the Fred Schultz collection -  
Saturday, January 17, 2009 – 10 a.m. EST  
at the Expo Auction Center, 8157 Garman Rd, Burbank, Ohio – Exit 204 off I-71, then south on SR83 to the Love's Truck Stop, turn left onto Garman Rd. and follow one mile to the auction site. A partial list includes: all 3 versions of the Neutrowound receiver; 3 spherical DeForest audions w/boxes; DeForest DT-600 and DT-700, Crosley Pups; Grebe Syncrophase MU-2 with type 99 tubes and battery box; Marconi coherer; Stewart-Warner Chicago Worlds Fair radio with original carton; Majestic Melody Cruiser; Stetson; William Duck loose coupler; Navy style loose coupler; Wallace detector, spark transmitter with Amrad parts; kit set with Paragon parts; selection of radio related clocks, advertising signs; Cunningham tube clock sign; selection of old tube cartons. If you visited the Historic Radio Museum in Ligonier you have seen most of these items. See [www.estesauctions.com](http://www.estesauctions.com) for additional listings and information.



**For Sale:** Rockola & AMI Jukeboxes are Grade 3 machines, need work, pick up only. Rockola Capri II 100 play with manual \$500. AMI/Rowe R80 200 play, Green panels no manual \$250. R80 200 play, Red panels no manual \$250. MM4 200 plays, Red & Orange panel, manual \$450. AMI/Rowe remote 200 play, no keys no manual \$125. Other Items: Seeburg SS160, manual set, reproduction glass, spare cartridge and needle, N.O.S. keypad bezel. Back cover missing. \$600. RCA 40's projection TV, 8PCS41, spare picture tube. Mostly there but disassembled. \$100. Scott 800B post war. Dark Mahogany. \$1000. Fort Wayne, Indiana Gary Kuntz 260-490-9734 09/08

**Wanted:** 1935 Zenith chassis for a model #970 or 975. Chassis #5902 Scott Beard, 2600 Garfield Ave., Terre Haute, IN 812-466-9467 09/08

**FOR SALE:** 1947 Admiral 7T10-C, White, \$35.00; 1932 Aetna, Walnut, \$65.00; 1948 Aircastle 5050, \$35.00; 1947 Airline 05BR1525B, \$45.00; 1932 American, \$65.00; 1932 Avalon, \$65.00; Coke Bottle radio, NIB, \$25.00; 1933 Crosley 4C1, \$65.00; 1934 Crosley 5M3, \$115.00; 1953 Crosley E20GY, Gray, \$55.00; 1953 Crosley D-25-MN, Maroon, \$125.00; 1948 Emerson, Black, \$20.00; 1948 Farnsworth GT-051, White, \$125.00; New Grid Leak for Areiola Sr, \$4.00; 1935 Grunow 470, Walnut, \$100.00; Jackson multimeter, \$12.00; Lincoln Clock, Brown, 35.00; 1948 Magic Tone, Walnut, \$45.00; Peerless Headphones, \$15.00; 1930 Pfansteihl, Walnut, \$225.00; 1930 Philco 20, Walnut, \$250.00; 1931 Philco 70, Mahogany or Walnut, \$350.00; 1931 Philco 90, Walnut, \$500.00; 1924 RCA 103 Tapestry speaker, \$175.00; New bonnet \$15.00 each; 1949 Zenith 7H920, Brown, \$45.00. All radios are subject to prior sale and are restored unless otherwise noted. Bill Arnold, 1 Cindy Kay Dr, Washington, In. 47501 or call 812-254-1702 before 10:00 PM Eastern time or email [bbarnold1@aol.com](mailto:bbarnold1@aol.com) 12/08

**Wanted:** I am putting together a radio collection of the RCA radios in which industrial designer John Vassos is attributed for cabinet design. The majority of these are the chrome framed consoles and tombstones from the 1936 era. Also, I am looking for the Vassos-designed RCA bakelite models from the 1939 era as well. Thank you for your help. Bob Snively, Richmond, IN Phone; (765) 935-3746 E-mail; [totallytubular@aol.com](mailto:totallytubular@aol.com) 03/08

**For Sale:** Reproduction cabinet parts (wood). In stock parts; front panels, rear arch supports, base molding, for Philco models 20,21,70,90 (others per sample). Philco Colonial Clock top trim including finials, Grandfather Clock finials for Philco 570, GE H-91, Crosley 124 (others per sample). Almost any wood part available per sample, any make or model (per quote) (tooling charge may apply). Dick Oliver c/o Antique Radio Service, 1725 Juniper Place #310, Goshen, In. 46526. Ph. (574) 537-3747, e-mail- [dolivears@aol.com](mailto:dolivears@aol.com) 03/08

**For Sale:** A Next to your Radio micro watt AM Transmitter. Transmit frequency is fixed at 1000KHz. Send audio to your AM radio from a cassette player, FM tuner, XM Satellite, CD player, or MP3 player when placed next to your receiver. Includes an additional stage of gain for a phonograph turntable and a 1000Hz test signal. The price of \$58.00 includes a player to transmitter cable. Price does not include shipping or batteries (2 D cells). Fred Prohl, 3129 Lanam Ridge Rd., Nashville, IN 47448 812-988-1761 [fprohl@att.net](mailto:fprohl@att.net) 12/08

**Interested in TV history?** Want to see how it started? Try this Web site. [www.televisionexperimenters.com](http://www.televisionexperimenters.com) You'll be amazed how far we've come. Pete Yanczer, 635 Bricken Place, Warson Woods, MO 63122-1613 03/08



### Write!

Radio ads - Free to IHRS members. Unless we are advised otherwise, we will run ads for two issues. The exception would be where services, etc. are being listed. Please send your ads to the editor at the address shown on page 2. If you cannot submit an electronic copy, we can scan in a typed copy.

**Articles for publication.** Radio history or restoration and repair of radio, your own radio collection; someone else's radio collection; your recent or memorable radio find; your experience at a radio event. Pictures are encouraged. We can scan good quality color or B&W prints. Sending jpeg pictures on CD-R works well. Fred Prohl

# In fast company

*Most crystal detectors are very fast.*

*This model is half-fast.*

In fast company  
"Most crystal  
detectors are very fast.  
This unique model is  
half-fast"

Ed Taylor wins a  
special "Home Brew"  
award at AWA 2008

