

# MIX

PROFESSIONAL AUDIO AND MUSIC PRODUCTION

## FOR SOUND PICTURE

- **KEN BURNS' 'THE WAR'**
- **PAUL SIMON AND FRIENDS**
- **MIXING HORROR MOVIES**
- **HANS ZIMMER AND THE ART OF COLLABORATION**

### Production Powerhouses

**CONSOLES AND CONTROLLERS GET FLEXIBLE**

### Inside Track

**SWEETENING THE MIX WITH (REAL!) STRINGS**

### SMASHING PUMPKINS

The Record Plant  
Los Angeles

#BXNKXJB \*\*\*\*\*CAP-RT LOT#4R-005  
 #MX3258212# CONT REG MX01  
 MARK GANDER 53798  
 BEAR AUDIO CONTRACTING P314  
 21000 WINFIELD RD  
 TOPANGA CA 90290-3636

# SOUND INNOVATION FOR THE WAY YOU WORK

From postproduction to sound reinforcement, Dolby offers products and solutions that help make your job easier, and your results better. Our products fit seamlessly into your work flow and integrate easily with other products that you use daily.

At the AES Convention, we're introducing Mac® Universal applications of all four Dolby® Media Producer software products, and we'll be demonstrating the Dolby DP600 Program Optimizer as used for audio postproduction with Pro Tools® and Nyrinck SoundCode software. We'll be releasing a major software upgrade for the Dolby Lake® Processor, which includes Dante audio networking for audio distribution over Ethernet for live sound applications. Join us for product demos and technology presentations. Visit our website for more details.

**AES Convention, Booth 400**  
October 5–8, Javits Center, New York



[www.dolby.com/aes2007](http://www.dolby.com/aes2007)



Dolby, Lake, and the double-D symbol are registered trademarks of Dolby Laboratories. Mac is a registered trademark of Apple Inc. Pro Tools is a registered trademark of Avid Technology, Inc. © 2007 Dolby Laboratories, Inc. All rights reserved. S07/18522





“SSL 4000 are  
The best models  
I’ve ever heard.”

“Very accurate.  
The V-Series  
is amazing.”

“The API Collection  
does a great job  
emulating  
the hardware.”

**Chris Lord-Alge**  
Producer/Engineer  
Green Day, Sheryl Crow,  
All American Rejects

**Eddie Kramer**  
Producer/Engineer  
Jimi Hendrix, Led Zeppelin,  
Rolling Stones

**Andrew Scheps**  
Engineer/Mixing Engineer  
Red Hot Chili Peppers, U2,  
Rolling Stones



### The **SSL 4000** Collection

- SSL G-Master Buss Compressor
- SSL E-Channel
- SSL G-Equalizer

### The **V-Series**

- V-Comp
- V-EQ3
- V-EQ4

### The **API Collection**

- 55CA 3-Band Equalizer
- 550B 4-Band Equalizer
- 56C 10-Band Graphic Equalizer
- 25C0 Stereo Compressor

The Studio Classics are here.

The SSL 4000 Collection. The V-Series. The API Collection.  
The ultimate console sounds — in the box. Only from Waves.  
[www.waves.com](http://www.waves.com)



INTRODUCING

# S5 FUSION

Designed for HDTV Surround Sound Audio Post

The perfect fusion of...  
System 5 Control Surface, DSP Channels  
and EuCon control of multiple DAWs



 Euphonix

[euphonix.com](http://euphonix.com)

©2007 Euphonix, Inc. All Rights Reserved

220 Portage Avenue | Palo Alto, CA 94306 | p 650.855.0400 | f 650.855.0410



ROYER

Nineteen time Grammy Award Winning Engineer

Al Schmitt

Photograph by Chris Schmitz

"When it comes to a ribbon mic,  
there's nothing like a **Royer.**"

- Al Schmitt

(Engineer: Diana Krall, Natalie Cole, Ray Charles,  
Chris Botti, Barbra Streisand, Steely Dan)

Royer Ribbons - Hears Like Your Ears  
Handcrafted in Burbank, CA • [www.royerlabs.com](http://www.royerlabs.com) • 818.847.0121




R-121  
Ribbon Mic

R-122V Vacuum  
Tube Ribbon Mic

SF-24  
Stereo Ribbon Mic

# The Art of Analog



NEW! DCs Remote Preamp



NEW! 2-LA-2



## Universal Audio: Making Music Sound Better Since 1957

1945: Milton T. "Bill" Putnam establishes Universal Recording in Chicago, installing a prototype "610" console.

1947: The first million-selling record, "Peg O' My Heart" by The Harmonicats appears on Bill's Vitacoustic ("Living Sound") Label in 1947.

1948 - 56: Bill engineers and/or produces Bing Crosby, Frank Sinatra, Nat King Cole and countless others, pioneering innovations including the control room, vocal booth, console, sends /returns, echo, artificial reverberation... even stereo recording and half-speed mastering.

1957: Bill Sr. founds United Recording, and later United Western Studios on Sunset Boulevard in Hollywood which are now the world famous Ocean Way and Cello.

1957: Bill founds Universal Audio who's legendary products such as the 1176LN, LA-2A and LA-3A became synonymous with sound quality and hit records.

1983: Bill retires and sells UA (now UREI) to Harman International. His original products become prized collectors items for almost two decades.

1999: Universal Audio brand is revived by Bill's sons "Bill Jr." and Jim Putnam who continue their father's legacy with hand-assembled re-issues based on Bill Sr.'s drawings, vintage components, and design secrets from his personal diaries.

2000: Bill is awarded a posthumous Technical Achievement Grammy as the "Father of Modern Recording".

Today: UA continues the Putnam legacy of "making music sound better" with its world class hardware and software, designed with passion in Santa Cruz, California under its company motto "Analog Ears, Digital Minds".

Become part of this unique and illustrious recording heritage. Live, hear and experience the UA difference today. Visit us on the web at [www.uaudio.com](http://www.uaudio.com) or just subscribe to our free informative online 'zine, the UA WebZine: [www.uaudio.com/subscribe](http://www.uaudio.com/subscribe)

Universal Audio, Inc. [www.uaudio.com](http://www.uaudio.com)  
 Santa Cruz, California [info@uaudio.com](mailto:info@uaudio.com)  
 "Analog Ears, Digital Minds" 866-UAD-1176





# PAUL SANDWEISS

Emmy® Award-Winning mixer of:

American Idol®

American Music Awards®

Billboard Music Awards®

Cher Farewell Tour Special

Emmy Awards®

Genius: A Night for

Ray Charles Special

Grammy Awards®

Janet Jackson

All for You Special



When the mission is flawless mix-down of live music performances, the producers of America's top rated TV shows call Paul Sandweiss and his team at Sound Design Corporation. To make sure there are no surprises when he views the shows at home, Paul relies on JBL LSR6300 Series Studio Monitors on the gig. "I work in a lot of environments and my monitoring set-up is critical. Not only do the JBL LSRs get the job done, when clients come in, they love the sound. The LSRs have great low end, warm midrange and airy sweet highs that allow me to put a little more love on my mixes. I can mix sixteen hours a day with no fatigue. The RMC™ Room Mode Correction is very helpful in situations where we have to get in quick and get going. It gets us closer faster. We just got a set of the new LSR4300 series and the automated RMC makes set up really easy. It's about knowing the mixes will translate, and the JBL LSRs work really well for us, on location and in our five control rooms at Sound Design."

Hear why Emmy® Award-winning mixer Paul Sandweiss relies on the LSR Series Studio Monitors. Visit [www.JBLPRO.com/LSR](http://www.JBLPRO.com/LSR)



**LSR SERIES**  
STUDIO MONITORS



H A Harman International Company



World Radio History



# MIX

Mix  
30  
YEARS

PROFESSIONAL AUDIO AND MUSIC PRODUCTION  
SEPTEMBER 2007, VOLUME 31, NUMBER 9



PAGE 22



PAGE 28



PAGE 36



PAGE 42

**On the Cover:** Record Plant (L.A.). Vincent Van Haaff redesigned Record Plant's SSL 1 (9000 J) room, where diffusers on the back wall were replaced and a center baffle was added. **Photo:** Ed Freeman. **Inset Photo:** Steve Jennings.



## features

### 22 The Inside Track: Mixing Strings

A well-recorded string section may seem like your grandfather's bag, but this element is the foundation of a lot of chart-topping pop albums, and can add lush undertones and depth to your project. In this latest installment of our bimonthly Inside Track series, *Mix* technical editor Kevin Becka shares tips for highlighting strings in your mix.

### 28 Mix Power: Versatile Console/Controller Upgrades

Feeling like it's time to get a new console or controller? Don't go running to the bank just yet. You might just be an expansion card or software upgrade away from putting a new spin on your digital desk.

### 36 TECnology Hall of Fame

To honor technological innovations throughout our industry's long and rich history, the Mix Foundation created the TECnology Hall of Fame three years ago. Check out this year's inductees—from Leon Theremin to the Rupert Neve 1073 console module. Visit [mixonline.com](http://mixonline.com) to find extra information about each Hall of Famer, and learn about past inductees.

### 42 The Sounds of "War"

Famed documentary filmmaker Ken Burns takes you beyond the old World War II newsreels and into the heart of the action—from the soldiers' point of view. His PBS mini-series *The War* premieres this month, complete with authentic sounds in 5.1.



TALKBACK

Can you believe it? *Mix* turns the big 3-0 this year, and we want to celebrate with you. Tell us your favorite recording/live/post/tradeshaw—whatever!—moment from the past 30 years of pro audio. Talk to us by e-mailing [mixeditorial@mixonline.com](mailto:mixeditorial@mixonline.com).

Check Out Mix Online! <http://www.mixonline.com>

[Volume 31, Number 9] is ©2007 by Penton Media Inc., 9800 Metcalf Ave., Overland Park, KS 66212. *Mix* (ISSN 0164-9957) is published monthly with an extra issue in January. One-year (13 issues) subscription is \$35. Canada is \$40. All other international is \$50. POSTMASTER: Send address changes to *Mix*, PO Box 15605, North Hollywood, CA 91615. Periodicals Postage Paid at Shawnee Mission, KS and at additional mailing offices. This publication may not be reproduced or quoted in whole or in part by printed or electronic means without written permission of the publishers. Printed in the USA. Canadian GST #129597951; Canada Post Publications Mail Agreement #40597023. Canada return address: BleuChip International, P.O. Box 25542, London, ON N6C 6B2.

# DPA 4017

## Shotgun Microphone

Introducing the world's highest resolution,  
most accurate, best controlled shotgun microphone ever.



A New  
Reference  
Standard in  
Shotgun  
Microphones

**DPA**   
MICROPHONES

## sections

## SOUND FOR PICTURE

- 48 **Paul Simon's Gershwin Prize**  
by Bud Scoppa



PAGE 48

- 49 **Hans Zimmer** by Matt Hurwitz  
49 **Walking on Dead Fish**  
Documentary by Janice Brown  
50 **Horror Audio Soundtracks**  
by David John Farinella

## LIVE MIX

- 68 **Live Mix News**  
72 **All Access: The Fray**  
by Steve Jennings  
74 **Tour Profile: Smashing Pumpkins**  
by David John Farinella  
80 **Local Crew: Intellasound**  
by Sarah Benzuly  
82 **New Sound Reinforcement**  
Products

## RECORDING NOTES

- 110 **Crowded House** by Heather Johnson  
111 **Béla Fleck and Chick Corea**  
by Chris Walker



PAGE 111

- 112 **Classic Tracks: The Turtles' "Happy Together"** by Robyn Flans  
120 **Cool Spins**

## COAST TO COAST

- 122 **L.A. Grapevine** by Bud Scoppa  
122 **Nashville Skyline** by Rick Clark  
123 **N.Y. Metro Report** by David Weiss  
124 **Oz Noy** by Matt Gallagher  
125 **Sessions & Studio News**  
by Barbara Schultz

## technology

- 90 **Tools of the Trade**  
94 **Field Test: Solid State Logic Duality**  
Analog Console



PAGE 94

- 98 **Field Test: Digidesign RM2 Two-Way**  
Powered Monitors



PAGE 98

- 100 **Field Test: Audiokinetic Wwise**  
2007.1 Videogame Audio Authoring  
Software

- 104 **Field Test: MOTU 8Pre FireWire**  
Interface



PAGE 104

- 106 **Field Test: Radial SGI Guitar Interface**

- 108 **Field Test: IK Multimedia Amplitude**  
Jimi Hendrix Software

- 144 **Power Tools: Apple Logic Pro 7**  
by Robert Hanson

## columns

- 40 **Project Studio: Frigo Recording**  
by Heather Johnson



PAGE 40

- 64 **AudioNext: A Day at Obsidian**  
by Alex Brandon

- 84 **Tech's Files: Learning From a Classic**  
by Eddie Ciletti



PAGE 84

## departments

- 10 **From the Editor**

- 14 **Feedback**

- 16 **Current**

- 128 **Mix Marketplace**

- 135 **Classifieds**



## Digidesign Reference Monitor Series— High-Definition Sound Revealed



Digidesign revolutionized the music and post-production industries with Pro Tools<sup>®</sup>, empowering audio professionals to create the best-sounding audio possible. To further ensure this audio integrity, Digidesign now looks to redefine the near-field monitoring experience with the introduction of the Digidesign<sup>®</sup> Reference Monitor Series (RMS), co-developed with world-leading professional monitor manufacturer, PMC.

Using PMC's groundbreaking Advanced Transmission Line (ATL™) technology, the RM1 and RM2 professional near-field monitors deliver pristine, high-resolution clarity and accurate low-frequency response to provide the most honest representation of your audio mix. You can now hear the excitement and life of your recordings in their truest, purest form. To facilitate this, onboard DSP manages a variety of tasks, including the complex digital crossover, which employs sophisticated filter designs resulting in extremely low distortion and superb phase response over a wide listening window. And if you want to hear how your mix translates to a ported speaker, simply engage Bass Port Emulation mode to have the monitors emulate the tonal characteristics of a ported bass reflex speaker, allowing for easier mix compensation decisions.

To experience high-definition monitoring first hand, visit [www.digidesign.com/rms](http://www.digidesign.com/rms) to find a local Digidesign RMS dealer near you.

ENGINEERED WITH  
**PMC**



## Audio Retrospectivizing

Lately, we've been doing a lot of retrospectivizing around here. You see, next month marks *Mix's* 30th anniversary (we've got some cool surprises planned for the October issue), and we've been doing a lot of research for the TECnology Hall of Fame, looking back over decades of pro audio history. Yet the console—such as The Record Plant's Solid State Logic 9000 J that graces our cover—is one link that's remained *relatively* constant over *Mix's* three-decade run.

The key word here is "relatively." SSL debuted its first 4000 Series board (complete with Studio Computer) in 1977, also 30 years ago. Combining track-arming and dynamics on every channel, computerized automation and transport control with the in-line design that MCI's Jeep Harned and Dave Harrison pioneered five years earlier, the SSL 4000 ushered in the era of the modern studio console. But technology never stands still. High-performance analog and digital consoles, and DAW-based production have changed all of the rules.

The irony today is the feasibility of making a top-selling album without using a console at all. With some outboard preamps, a monitor controller and a reasonably equipped DAW, nearly anything is possible.

Yet the concept of screen-based, "in-the-box" mixing is hardly new. In fact, one of the first such systems I recall seeing was exactly 20 years ago, with visionary/futurist/wizard Todd Rundgren demo'ing WaveFrame's AudioFrame DAW at the 1987 AES convention in New York, showing the reality of the concept. Although almost any mix is possible with offline automation editing, my impression—then and now—is unchanged, and mixing with a mouse is a chore. In certain applications, the technique is great, but this is not the way humans (I can't speak for other species) were intended to mix music.

Legendary engineer/producer Tom Dowd is credited with first having the idea of using linear faders—rather than rotary knobs—for mixing music. Dowd felt that mixes shouldn't be static (a practice he affirmed with countless great records in his lifetime), and by moving the faders during the mix the engineer could respond to the performance.

Thankfully for the rest of us, Dowd's fader caught on with console-makers, revolutionizing the art of mixing. And the ergonomics of fader and hands-on control still applies to today's mixer/controllers. Modern consoles have the ability to pack hundreds of inputs, effects, routing and more into ever-shrinking packages, with owners selecting the size of a control surface for their needs. But even after the sale, your "new" console might be only a software update or a couple DSP cards away.

At the same time, our old friend analog maintains its popularity—as high-performance designs (vintage and new) or as digitally controlled systems combining full console functionality with a layer devoted to workstation mixing. Fortunately, there's no strictly defined way to work. Even within a single project, some tracks might be mixed in the box, others outside the box and still others as a hybrid.

Technology moves on, but whether using fingertips, VCAs/DCAs or mouse control, having options makes life easier for all of us.

George Petersen  
Executive Editor

# MIX<sup>®</sup>

**GROUP EDITORIAL DIRECTOR** Tom Kenny [tkenny@mixonline.com](mailto:tkenny@mixonline.com)  
**EDITOR** Sarah Jones [sjones@mixonline.com](mailto:sjones@mixonline.com)  
**EXECUTIVE EDITOR** George Petersen [gpetersen@mixonline.com](mailto:gpetersen@mixonline.com)  
**SENIOR EDITOR** Blair Jackson [blair@blairjackson.com](mailto:blair@blairjackson.com)  
**TECHNICAL EDITOR** Kevin Becka [kbecka@earthlink.net](mailto:kbecka@earthlink.net)  
**GROUP MANAGING EDITOR** Sarah Benzuly [sbenzuly@mixonline.com](mailto:sbenzuly@mixonline.com)  
**ASSISTANT EDITORS** Barbara Schultz [bschultz@mixonline.com](mailto:bschultz@mixonline.com)  
 Matt Gallagher [m Gallagher@mixonline.com](mailto:m Gallagher@mixonline.com)  
**LOS ANGELES EDITOR** Bud Scoopa [bs777@aol.com](mailto:bs777@aol.com)  
**NEW YORK EDITOR** David Weiss [david@dwards.com](mailto:david@dwards.com)  
**NASHVILLE EDITOR** Rick Clark [rnrblurge@mac.com](mailto:rnrblurge@mac.com)  
**FILM SOUND EDITOR** Larry Blake [swelltone@aol.com](mailto:swelltone@aol.com)  
**SOUND REINFORCEMENT EDITOR** Steve La Cerra  
**CONSULTING EDITOR** Paul D. Lehman [lehman@pan.com](mailto:lehman@pan.com)  
**CONTRIBUTING EDITORS** Michael Cooper Heather Johnson  
 Eddie Cletti Gary Eskow Barry Rudolph

**SENIOR ART DIRECTOR** Dmitry Panich [dmitry.panich@penton.com](mailto:dmitry.panich@penton.com)  
**ART DIRECTOR** Kay Marshall [kay.marshall@penton.com](mailto:kay.marshall@penton.com)  
**ASSOCIATE ART DIRECTOR** Elizabeth Heaven  
**PHOTOGRAPHY** Steve Jennings  
**INFORMATIONAL GRAPHICS** Chuck Dahmer

**EXECUTIVE VICE PRESIDENT** Darrell Denny [darrell.denny@penton.com](mailto:darrell.denny@penton.com)  
**VICE PRESIDENT** Jonathan Chalon [jnathan.chalon@penton.com](mailto:jnathan.chalon@penton.com)  
**ASSOCIATE PUBLISHER** Erika Lopez [erika.lopez@penton.com](mailto:erika.lopez@penton.com)

**DIRECTOR OF AUDIENCE AND BUSINESS DEVELOPMENT**  
 Dave Reik [dave.reik@penton.com](mailto:dave.reik@penton.com)  
**DIRECTOR OF INTERACTIVE AND LIVE MEDIA**  
 Joanne Zola [joanne.zola@penton.com](mailto:joanne.zola@penton.com)  
**ONLINE AUDIENCE DEVELOPMENT MANAGER** Tarni Needham  
[tarni.needham@penton.com](mailto:tarni.needham@penton.com)

**NORTHEAST ADVERTISING DIRECTOR** Michele Kanatous  
[michele.kanatous@penton.com](mailto:michele.kanatous@penton.com)  
**SOUTHWESTERN ADVERTISING MANAGER** Albert Margolis  
[albert.margolis@penton.com](mailto:albert.margolis@penton.com)  
**SOUTHEAST/EUROPE ADVERTISING MANAGER** Jeff Dannenwerth  
[jeff.dannenwerth@penton.com](mailto:jeff.dannenwerth@penton.com)

**CLASSIFIEDS/MARKETPLACE ADVERTISING DIRECTOR**  
 Rabin Boyce-Trubitt [rabin.boyce@penton.com](mailto:rabin.boyce@penton.com)  
**CLASSIFIEDS/SPECIALTY SALES MANAGER**  
 Kevin Blackford [kevin.blackford@penton.com](mailto:kevin.blackford@penton.com)

**MARKETING DIRECTOR** Kirby Asplund [kirby.asplund@penton.com](mailto:kirby.asplund@penton.com)  
**SALES & MARKETING COORDINATOR** Clarina Raydmanov  
[clarina.raydmanov@penton.com](mailto:clarina.raydmanov@penton.com)  
**SALES & EVENTS COORDINATOR** Jennifer Smith  
[jennifer.smith@penton.com](mailto:jennifer.smith@penton.com)

**DIRECTOR, SPECIAL PROJECTS** Hillel Resner [hillel.resner@penton.com](mailto:hillel.resner@penton.com)

**VICE PRESIDENT, PRODUCTION** Lisa Parks [lisa.parks@penton.com](mailto:lisa.parks@penton.com)  
**SR PRODUCTION DIRECTOR** Curt Porides [curt.porides@penton.com](mailto:curt.porides@penton.com)  
**PRODUCTION MANAGER** Liz Turner [liz.turner@penton.com](mailto:liz.turner@penton.com)  
**CLASSIFIED PRODUCTION COORDINATOR** Jamie Coe  
[jamie.coe@penton.com](mailto:jamie.coe@penton.com)

**VICE PRESIDENT, AUDIENCE MARKETING** Jerry Okabe [jerry.okabe@penton.com](mailto:jerry.okabe@penton.com)

**OFFICE MANAGER** Lara Duchnick [lara.duchnick@penton.com](mailto:lara.duchnick@penton.com)

COPYRIGHT 2007  
 Penton Media Inc.  
 ALL RIGHTS RESERVED.

FOUNDED IN 1977 BY DAVID SCHWARTZ AND PENNY RIKER

MIX<sup>®</sup> MAGAZINE IS AFFILIATED WITH



# Built from the stuff that studio dreams are made of



Variable Harmonic Drive

XLogic Alpha Analogue products feature our unique VHD technology, a 100% analogue circuit that adds a variable blend of 2nd or 3rd harmonic distortion to your signal. At relatively low input gain settings 'VHD' preamps deliver ultra-clean recordings. Increase the input gain and adjust the VHD control and you can inject your source recordings with anything from '50s valve-style overdrive through to hard-edged '70s transistor-style grit - or any blend of the two.

Designed by the engineers behind our legendary recording consoles, the new XLogic Alpha range brings the 'big record sound' of SSL to your home or project studio at a surprisingly affordable price. Alpha VHD Pre adds four SSL mic preamps to any line level DAW audio interface, transforming it into a high quality, multi-channel SSL analogue recording system. Alpha Channel is a classic console-style channel strip, with analogue & digital outputs and all the features you need to record great vocal and instrument tracks.

Find out more about bringing the SSL sound to your studio at [www.solid-state-logic.com/xlogic](http://www.solid-state-logic.com/xlogic)

**XLogic Alpha. This is SSL.**

**Solid State Logic**  
SOUND | | VISION



SCHOEPS

Complement  
your  
sound

REDDING AUDIO, Inc. 97 S. Main St. #10 Newtown CT 06470  
203. 270. 1808 www.reddingaudio.com www.schoeps.de

## Monitor in Surround and Talkback, Too!

The StudioComm for Surround Model 74 Central Controller and companion Model 75 Control Console support 5.1 surround and stereo source monitoring along with a full-featured headphone "talkback" cue system. Extensive resources allow the unique needs of a wide range of facilities to be supported:

- post-production mixing and monitoring
- live voice, music, and sound effects recording
- on-air broadcast

And the results you should expect? Excellent sonic performance and a control surface that is both intuitive to use and complete in capability.

To learn more, visit the Studio Technologies, Inc. website.

Visit us at  
AES in Booth  
543

STUDIO  
TECHNOLOGIES  
INC.

Skokie, IL USA | Ph 847-676-9177 | www.studio-tech.com

WWW.MIXONLINE.COM

 Penton Media

Chief Executive Officer John French john.french@penton.com

Chief Financial Officer/Executive Vice President Eric Lundberg  
eric.lundberg@penton.com

St. Vice President, Administration Eric Jacobson eric.jacobson@penton.com

Vice President, Human Resources Kurt Nelson kurt.nelson@penton.com

Chief Technology Officer Cindi Reding cindi.reding@penton.com

Vice President, General Counsel Robert Feinberg robert.feinberg@penton.com

Vice President, New Media Group Prescott Shibles prescott.shibles@penton.com

Vice President, Corporate Controller Steve Martin steve.martin@penton.com

**SUBSCRIBER CUSTOMER SERVICE:** To subscribe, change your address or check on your current account status, go to [www.mixonline.com](http://www.mixonline.com) and click on "Customer Service" for fastest service. Or, e-mail [mix@espcomp.com](mailto:mix@espcomp.com), call toll-free 866/860-7087 or 818/487-2020, or write to P.O. Box 16886, N. Hollywood, CA 91606.

**BACK ISSUES:** Back issues are available for \$10 each by calling 800/532-8190 or 815/734-1216.

**POSTMASTER:** Send address changes to *Mix* magazine, P.O. Box 638, Mt. Morris, IL 61054.

**PHOTOCOPIES:** Authorization to photocopy articles for internal corporate, personal or instructional use may be obtained from the Copyright Clearance Center (CCC) at 978/750-8400. Obtain further information at [copyright.com](http://copyright.com).

**REPRINTS:** Contact *FasteReprints* to purchase quality custom reprints or e-reprints of articles appearing in this publication at 866/436-8366 (219/879-8366 outside the U.S. and Canada). Instant reprints and permissions may be purchased directly from our Website; look for the *RSiCopyright* tag appended to the end of each article.

**ARCHIVES AND MICROFORM:** This magazine is available for research and retrieval of selected archived articles from leading electronic databases and online search services, including *Factiva*, *LexisNexis* and *ProQuest*. For microform availability, contact National Archive Publishing Company at 800/521-0600 or 734/761-4700, or search the *Serials in Microform* listings at [napubca.com](http://napubca.com).

**PRIVACY POLICY:** Your privacy is a priority to us. For a detailed policy statement about privacy and information dissemination practices related to Penton Media Inc. products, please visit our Website at [www.penton.com](http://www.penton.com).

**LIST RENTAL:** Marie Biganiti [marie.biganiti@waterkat.infousa.com](mailto:marie.biganiti@waterkat.infousa.com)

**MAILING LISTS:** Penton Media Inc. makes portions of our magazine subscriber lists available to carefully selected companies that offer products and services directly related to the industries we cover. Subscribers who do not wish to receive such mailings should contact the Penton Media Inc. subscriber services at 800/532-8190 or 740/382-3322.

**CORPORATE OFFICE:** Penton Media Inc., 249 West 17th St., New York, NY, [www.penton.com](http://www.penton.com).

NATIONAL EDITORIAL, ADVERTISING AND BUSINESS OFFICES, 6400 Hollis St., Suite 12, Emeryville, CA 94608; 510/653-3307; fax 510/653-5142; Website: [www.mixonline.com](http://www.mixonline.com). **PHOTOCOPY RIGHTS:** Authorization to photocopy items for internal or personal use of specific clients is granted by Penton Media Inc., provided that the base fee of U.S. \$2.25 per copy, plus U.S. \$00.00 per page is paid directly to Copyright Clearance Center, 222 Rosewood Drive, Danvers, MA 01923. The fee code for users of this Transactional Reporting Service is ISSN 0164-9957/2000 \$2.25 + \$00.00. For those organizations that have been granted a photocopying license by CCC, a separate system of payment has been arranged. Before photocopying items for educational classroom use, please contact CCC at 978/750-8400.

# Sweetwater®

Music Instruments & Pro Audio

## Exceeding Expectations Every Day

*"I just wanted to say the customer service that I get from you is the best that I have ever received from any place that I have shopped."*

*John Rokas — Avon Lake, OH*

### ▶ THE BEST PRICES, INCREDIBLE VALUE

We give you great prices on everything we stock, and when you buy from Sweetwater, you know you'll get more than a great deal — our customer service and tech support are unparalleled in the industry. Plus, our award-winning website ([www.sweetwater.com](http://www.sweetwater.com)) is full of tech tips, resources, and product reviews.

### ▶ THE GEAR YOU WANT, IN STOCK

Whatever you're looking for — from keyboards to guitars, recording software to microphones — we've got you covered. Our huge warehouse is filled with music gear for every need — you'll find what you want at Sweetwater.

### ▶ REAL-WORLD, HANDS-ON EXPERIENCE


Some of the best minds in the business are right here at Sweetwater, ready to help you find the gear that's perfect for your needs. Our Sales Engineers are also musicians, and they're constantly checking out the newest music equipment, software, and technology so they can serve you better and answer any questions you might have.

# Sweetwater®

Music Instruments & Pro Audio

[sweetwater.com](http://sweetwater.com)

**FREE SHIPPING**  
NO MINIMUM PURCHASE\*  
\*ON MOST ORDERS. CONTACT US FOR MORE INFO.



Call today and experience the sweetwater difference!  
**1-800-222-4700**



## Letters to Mix



### NATIVE PROCESSING, HERE I COME!

Thank you for a fine article ("Pushing the Limits of Native Processing," by Tony Nunes, July 2007), educating us on the ever-increasing capabilities of software-based DAWs. Multicore, multi-CPU systems, faster disks, gobs of RAM, etc., are all good things to understand for folks who are tracking and mixing music. The costs of these commoditized computing elements is far less than a dedicated hardware-based solution.

A couple of questions: Did you ever take a look at the RAM usage during your tests? I'm assuming it was maxed out all the time, but what results might more RAM have made on latency and "snatting"? A GB more of RAM is a cheap way to upgrade a system. Also, I got confused when you switched from 88.1 to 96 kHz; the transition wasn't clear. Was there much of a difference in system load between them?

My take-away from your article is that it's a good time to begin to build a total solution around a software-based computer system that has the power to handle a decent number of inputs and software plug-ins. Hardware-based systems don't require as much fiddling around to tune a performance, but once you get a solid configuration, a software-based solution can handle a reasonably sized session. This has a dramatic affect on where limited funds are spent. Now we choose to put more into better preamps, clocks, converter and monitors, to name just some areas that always seem to cry out for upgrades.

Francesco Bonifazi

Francesco, thanks for the interest. To address your RAM question, I recalled one of the original tracking sessions and ran an app

called *SpeedUpMyPC*, which provides real-time RAM-allocation monitoring. Surprisingly, the 88.2kHz recording session was only using 400 MB of RAM, regardless of buffer setting. Remember, I couldn't lower the buffer below 128 samples without experiencing snatting.

The CPU meter was being affected the most during buffer changes. However, as I installed plug-ins, the RAM meter began climbing. For instance, two Altiverb 6s bumped the meter up to 560 MB. In fact, it took three Altiverb 6s, three Waves TrueVerbs, three Waves Renaissance channels, eight SONAR VC64 channels and two instances of SONAR's Session Drummer 2 for the RAM meter to finally hit 1 GB. To compensate, I did have to increase the buffer setting to 384 samples to successfully record without oddities.

RAM is always a good thing, but during a tracking session, a fast CPU and good interface drivers will reduce latency and snatting. If you're planning on using numerous plug-ins during tracking, a RAM-fortified system is essential. As for mixing, increasing the buffer alleviates CPU stress, and the more RAM the better for tons of plug-ins and virtual instruments.

Regarding your question about the 88.2 to 96kHz transition, in the feature you'll notice that I am referring to two different sessions with two different interfaces. As there are many interfaces from which to choose, I thought it would be beneficial to use at least two diverse setups. As for the difference between the two sample rates, in my opinion there isn't much difference both sonically or on taxing a system. Some prefer 88.2 kHz because it's easier math for algorithms when downsampling to 44.1 kHz.

—Tony Nunes

### AH, THE GOOD OL' DAYS

I wanted to commend *Mix* for the "Classic Tracks" article ("The Ventures' "Walk Don't Run") in the July 2007 issue. I was gratified to see The Ventures getting a much-deserved pat on the back for their many contributions to popular guitar music. There's nary a guitar slinger alive today that didn't get some ideas or techniques from these old pros. I can recall back in 1964 as I sat in my dad's real estate office with a Fender Mustang in my lap, wondering what to do with it. The very first thing I did was put on a Ventures album and pick out the bass line by pressing a finger on the E string and searching around—with the guitar still laying in my lap!

In a few months, I had learned the chord progression of "Walk Don't Run" and "Windy and Warm," and then started picking out the leads. What a wonderful feeling it was! It was like I was an explorer and had discovered a new country. In later years, I learned that feeling was one of the absolute truths to music: communicating to others with the thoughts and feelings evoked from simply listening to or sharing a good melody. And those guys didn't have "little black boxes" to create excitement for the listener; they did it with style and feeling. Alas, much of that concept is lost on many of today's current crop of players.

It was kind of ironic for me to read this article, as just a week or so ago I dug out all of my Ventures albums—I have 30 of them—and made a "best-of" CD for my car. It was tough picking out 70 minutes of music from that huge list of songs. And it also reminded me that a couple of years ago, I shared my love for instrumental music with an old friend, Stephen St.Croix. He and I both placed "Walk Don't Run" and "Green Onions" at the top of our personal best list. I made him a special instrumental CD and sent it to him. Last year, after his passing, [his widow] Teresa found that CD, still in the player of his favorite car. I hope she doesn't mind my sharing this little tidbit with you and your readers.

Bob Ketchum  
Cedar Crest Studio

### TALKBACK

As *Mix* celebrates its 30th anniversary this year, we've asked our readers to tell us about their favorite pro audio moment—in recording, live, post, tradeshow, whatever!—in the past 30 years. Here's one of those moments:

Up until this day, the key experience for me in music listening/engineering was when I was an intern at Mad Hatters Studio in L.A. Bernie Kirsh (longtime house engineer for Chick Corea) was mixing something on his Tannoy Little Golds (I think they were customized), and I was just blown away. I couldn't believe that recorded music could sound this good! That's how it all started for me, and I still remember the chills that moment gave me as if it were yesterday.

Jan Kroenig

Send Feedback to *Mix*  
mixeditorial@mixonline.com



## Designed to Adapt

Nature has come up with clever ways to let some animals adapt quickly to their environments.

A: Genelec our new 8200/7200 DSP Series also have the ability to adapt to their environment, by design.

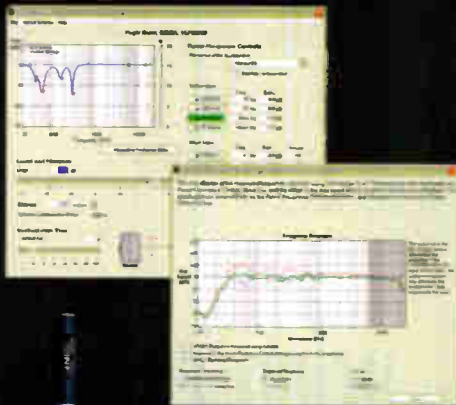
AutoCal™, Genelec's optimisation software takes into account level, distance and 8-band equalization to adapt each monitor loudspeaker to its immediate environment. What's more it does it as a system, with network control of up to 30 adaptable loudspeakers, including subwoofers.

AutoCal™



GLM

For Mac and PC



On screen, GLM software uses its *Interactive Response Editor* to give visual indication, loudspeaker-by-loudspeaker, of exactly what the response of each loudspeaker is.

In 1978 Genelec brought active monitoring to the professional audio world. An essential part of our active design is the room response controls. They are included in every Genelec analogue model to help integrate them to the listening environment. To further this, Genelec Product Specialists travel the world providing system calibration services to ensure optimum monitoring performance for our large system customers.

The Genelec DSP Series now brings this commitment, along with our acoustical knowledge and experience, directly to every customer.

AutoCal™

Cleverly designed to give you the room to adapt.

# GENELEC®

[www.genelecusa.com](http://www.genelecusa.com)

## BREAKING NEWS: CHEROKEE STUDIOS CLOSES SPACE REPLACED WITH MUSICIANS' LOFTS

Cherokee Studios (Los Angeles) closed its doors on August 31, 2007. The three-studio facility on Fairfax Avenue will be demolished to make way for a group of live-work musicians' lofts. The studio's current owners—producers Dee, Joe and Bruce Robb—will retain most of the studio equipment, including one of two original Trident A-Range consoles and two pairs of custom Augspurger monitors; the other vintage Trident will be put up for sale soon.

Says Bruce Robb, "I'm nostalgic about the end of an era, but I'm in the middle of a movie and have three albums to finish. So, luckily, I don't have time to get too sentimental right now."

The new lofts—a collaboration between the Robb brothers and developers RE-Think Development—will be built with "green" materials and will be acoustically designed to facilitate home recording.

Cherokee Studios' Fairfax location opened in 1975 when the facility was acquired from MGM Records. Studio 1 (right), with its 35x58-foot live room and five iso booths, is remembered from its MGM days as Frank Sinatra's string room. In addition to Sinatra, the studio's long list of clients comprises a who's who of pop and rock, including David Bowie, Aretha Franklin, Elton John, Paul McCartney, Bob Dylan and Michael Jackson.



## HENRY EDWARDS, 1952-2007

Industry veteran Henry Edwards passed away on July 11 with his family around him. His decades-long pro audio career began at age 20, when he joined RG Jones as a technical engineer, working on location jobs with the BBC and independent television companies before moving on to Trident Studios in 1977 as technical manager of the recording studio, mix room, mastering and disc-cutting facilities.

There, he met a young Steve Angel, now HHB's sales director, who had just arrived for his first day at work. "I went for an interview and they started me making tea right there and then," recalls Angel. "Henry was kind enough to show me where the kettle was, and when he returned the next day he was surprised to find that I'd been there all night! I had to prepare for a Brand X session later that day, and I'd never seen a multitrack tape recorder before, let alone lined one up. If Henry hadn't been patient enough to show me how, my career in the recording industry probably wouldn't have lasted more than 24 hours."

In 1981, Edwards joined CTS and Lansdowne Studios, where, as technical manager of the recording complex, he witnessed the transition from analog to digital recording, helping the studio become one of the first all-digital multitrack recording facilities.

According to Chris Holleb, then at Sony, "They were the pioneering days of Sony's CD mastering systems and DASH digital multitracks, and Henry was very much in the hot seat. While the feedback we received from some early adopters was perhaps understandably a little emotionally charged, the feedback we received from Henry was always carefully analyzed, fully documented and professionally delivered. Henry played a very important part in the digital audio revolution of the 1980s, and, of course, he did it in his typically modest and understated way."

In 1992, Edwards took a position as technical manager at Masterpiece Mastering (formerly Copy-masters) with responsibility for all technical aspects of the nine-room facility. Six years later, he joined HHB as new products manager, where he worked on the PortaDrive and FlashMic, among other products, and developed the nickname "The Old Speckled Henry."

## DIGICO BUYOUT




*In addition to numerous weddings and other festivities held on July 7, 2007, this date marks the completion of DiGiCo's management buyout. The new management team at DiGiCo comprises, from left, marketing director David Webster, company secretary Helen Culleton, technical director John Stadius and managing director James Gordon; chief executive Bob Doyle is not pictured.*



# N.Y. NARAS EVENT ALTERNATIVE RECORDING

Ryan Chahanovich of eSession leads an action-packed demo at the New York City networking event, hosted by the Academy's P&E Wing.



The New York audio engineering community came together again in June at the behest of the Recording Academy's New York Chapter and Producers & Engineer's Wing ([www.producersandengineers.com](http://www.producersandengineers.com)) and eSession ([www.esession.com](http://www.esession.com)). The location for what is emerging as one of the region's premier industry networking events was XM Productions/Effanel Music at Jazz at Lincoln Center.

Dubbed "New Alternatives for Professional Recording," the event continues to be a prime opportunity for producers, engineers and musicians to meet face to face. In addition, visitors had the opportunity to experience an info-packed demo led by eSession's Ryan Chahanovich, who showed the deep potential of eSession's highly advanced platform for enabling online production and collaboration.

Hal Winer, principal of studio BiCoastal Music, made the trip from upstate Ossining, N.Y., to attend the event. "The industry is changing so fast," Winer said, "and no one really knows what it's going to look like in the future. I thought it was my responsibility to investigate all of the options becoming available. eSession seems like a model that will really allow a lot more people to collaborate.

"The networking was totally invaluable," he continued. "It was a great chance for musicians and production people to be able to meet up outside of the studio, and that forum isn't available that often. This was a great get-together."

—David Weiss

# ORAM LAUNCHES eMASTERING

Inventor/designer John Oram (below, right) and fellow industry veteran and multi-Platinum-selling record producer Ted Carfrae (left) have created Oram eMastering ([www.oramemastering.com](http://www.oramemastering.com)), an online mastering company. Carfrae will serve as the start-up's chief mastering engineer.

"This new venture represents further expansion within the professional recording industry and is a natural forward leap for our studio," said Oram. "The power of the Internet enables high-quality transfer rates and extends our service facilities globally. The opportunity to work with Ted Carfrae and his many connections is indeed a privilege."



## INDUSTRY NEWS

**Non-Stop Music** (Salt Lake City) appointed **Alice Kinnier** to director of music for the New York office...**StarCity Recording Studios** (Bethlehem, PA) added **Julie Miller** to its engineering staff...New VP of marketing/product management at **AKG** (Vienna) is **Alfred Reinprecht**...Sales for both **Soundcraft** and **Studer** (Hertfordshire, England) is now headed by **Bruno Hochstrasser**, who is Soundcraft Studer Group executive VP of sales, as well as president of Studer...Industry vet **Scott Pizzo** joins **EAW** (Whitinsville, MA) as director of U.S. sales...**Barry Seiden** joins the **Stanton Group** (Hollywood, FL) as national sales manager for Stanton DJ and Cerwin Vega Pro...**Harris Corporation** (Cincinnati) news: **Chris Pannell**, director North American radio sales; and **Al Jason**, district sales manager...**Symetrix**



Julie Miller

(Mountlake Terrace, WA) fills its newly created Western regional sales manager position with **Tim Murray**...Stardraw.com's sales partner **American Music & Sound** (Agoura Hills, CA) hired **Scott Messler** as national sales manager for the installed products division...New faces at **Bosch Communications** (Burnsville, MN): **Antony Chliaropoulos**, sales application engineer; and **João Roberto "Cotô" Guarino**, sales engineer for South and Central Americas...Oxnard, CA.-based **L-Acoustics U.S.** hired **Nikki Keller** as sales and marketing coordinator...New distribution deals: **Allen & Heath** (Agoura Hills, CA) appointed **Sanecore Limited** (Hong Kong) as its distributor in China; **Face Audio** (Sandy, UT) added **Pro Media Marketing** (Ann Arbor, MI) and **Audio Source** (Redmond, WA) to its rep line; **HME** (San Diego) added **Q-99** for Slovakia, **TVC** in the Ukraine, Belarus, Kazakhstan, Latvia and Lithuania, and **Zimele Broadcasting Services** (Johannesburg, South Africa); and **Holophone's** (Toronto) first sales rep in the Czech Republic is **Robert Dufek**.



Go beyond the printed page and log on to [www.mixonline.com](http://www.mixonline.com) to get extra photos, text and sounds on these select articles—plus much more online:



**WATCH: "On the Cover: Record Plant"**

Take a video tour of this top L.A. recording facility and its recent redesign.



**WATCH: "All Access: The Fray"**

Go behind the stage and into the production pit at this top-selling club tour.



**LISTEN: "Recording Notes"**

Check out audio clips from Béla Fleck and Chick Corea, Crowded House, The Turtles' "Happy Together" and Cool Spins.

**PLAY: 30 Years of Memories**

Can you believe it? *Mix* turns the big 3-0 this year, and we want to celebrate with you. Tell us your favorite moment from the past 30 years of pro audio by e-mailing us at [mixeditorial@mixonline.com](mailto:mixeditorial@mixonline.com).



# CURRENT

## AL KOOPER TO RECIEVE LES PAUL AWARD

Musician, producer and composer Al Kooper will be honored with the prestigious Les Paul Award at the 23rd Annual Technical Excellence & Creativity Awards, to be held on October 6, 2007, at the New York Marriott Marquis. Sponsored by Gibson Guitar, the award will be presented by Paul.

Hailed as a musical innovator for nearly 50 years, Kooper has played a pivotal role in some of rock's historic moments. Well known as a founder of both the Blues Project and Blood, Sweat and Tears in the 1960s, Kooper's work as a producer and musician has made a lasting impact on the soundtrack of some of rock's greatest hits. As a producer, he is best known for discovering Lynyrd Skynyrd and producing their first three albums. He went on to play sessions with Jimi Hendrix, The Who and George Harrison, and teamed with guitarists Michael Bloomfield and Stephen Stills to record Top 10 album *Super Session*. He has produced albums for such artists as The Tubes, Nils Lofgren, Ray Charles, B.B. King, the Staple Singers, Bob Dylan, Joe Ely, Green on Red and many others. Kooper also scored Hal Ashby's first film, *The Landlord*, John Waters's *Cry Baby* and Michael Mann's TV series *Crime Story*. Most recently, Kooper released a critically acclaimed solo album, *Black Coffee*, and his memoir, *Backstage Passes & Backstabbing Bastards*, will be republished in spring 2008.



### TEC TICKETS ON SALE

Tickets for the 23rd Annual Technical Excellence & Creativity Awards are now on sale. *Letterman* bassist Will Lee will host the show for the third consecutive year, backed by the all-star 2Cold Chili Bone TEC Band. TEC Awards will be presented in 25 categories, including the newly introduced Sound Production for Interactive Entertainment; and renowned broadcast mixer Ed Greene will be inducted into the TEC Hall of Fame, sponsored by Dolby Laboratories.

Tickets are available online at [www.mixfoundation.org](http://www.mixfoundation.org) or by calling 510/985-3214. Proceeds of TEC Awards benefit programs for hearing awareness and audio education, including the annual TEC Awards Scholarship.

## GOOD VIBRATIONS, THE SEQUEL



Hollywood's hallowed Western Studios, most recently known as Cello, will be the scene of a grand re-opening in January, following an ambitious 22-week renovation. The renowned Philippe Starck was brought in to design the nontechnical areas, while the studios will be left just as they were. "It's going to be magnificent," promises new owner Doug Rogers of EastWest. "It was definitely worth preserving something that sounds so magical." The buzz is already starting; word has it that Rick Rubin asked for an 18-month lockout on the big room, which EastWest politely declined to give him.

—Bud Scoppa



## CORRECTION

In the June 2007 "Class of" feature, the photo for Great Divide Studios should have been credited to David O. Marlow.

# A **Symphony** that fills the dance floor.

*"...the Symphony System  
rocks and is rock solid...  
I now have the sonic quality  
Apogee is known for, mixed  
with seamless integration  
on my Mac Pro/Logic rig."*



## Vincent di Pasquale

Producer, Artist, Remixer

"Most simply put, the Symphony System rocks and is rock solid! With most big projects, I prefer mixing 'out of the box' through an analog console. Being a Logic user, **my new Symphony System is hands down the best sounding I/O option with plenty of expandability for larger track counts.** The other big bonus is the Big Ben clock, the C777, built right into the AD-16X. The timing precision is so solid, and with the simple user interface, I easily know all is running smoothly. I now have the sonic quality Apogee is known for, mixed with seamless integration on my Mac Pro/Logic rig. Life in the studio is good!"

### Recent projects:

Nelly Furtado, Justin Timberlake  
Mariah Carey, Missy Elliott, Nadia Ali



### The **Symphony** System:

Apogee X-Series & Rosetta Series Converters,  
Apple's Mac Pro & Logic Pro

See Vincent's system and more Symphony users at:  
[www.apogeedigital.com](http://www.apogeedigital.com)





## Record Plant Los Angeles

By Tom Kenny

It's always been about the vibe. From the moment maverick owners Gary Kellgren and Chris Stone opened Record Plant L.A. in 1968, ushering in an entirely new level of client service and rock 'n' roll comfort, the vibe was ready and waiting. Jimi Hendrix felt it; so did John Lennon and Paul McCartney. Frank Zappa, The Eagles, Bruce Springsteen and three mega-years of mid-'70s Stevie Wonder. Prince, Michael and Janet Jackson, Pearl Jam. Celine, Mariah and Barbara. Nine Inch Nails, No Doubt and the Black Crowes. And just in the past few years, Kanye, Christina, John Legend, Evanescence, will.i.am and everything that producer (now Geffen/A&M head) Ron Fair brings through the door.

But it's not just the history or the amazing run of 38 years that we pay tribute to on this month's cover. We also salute the Record Plant's intangible vibe, which has remained vital all these years, yet continues to stay fresh.

"The overriding philosophy has always been to make this place a creative workshop, a place where artists can bounce off each other and interact on a creative level," says Rick Stevens, a former record company head and co-owner since 1991. "That's something you can't get at home, and I think that's why when you look at the artists who have come through here, they've been the top acts of their era. The access, the social and creative interaction will always be a big reason people come here."

"It's no different now than it was back when I started," says Rose Mann-Cherney, who virtually changed the profile of the modern studio manager before becoming studio president in 1998. "People made deals in the halls and popped their heads in to hear mixes, whether it was The Eagles or Guns N' Roses. And today, you just know that Ron Fair will be arranging strings for John Legend in a couple of weeks. You will see Tal Herzberg bouncing ideas off Pharrell."

Stevens and Mann-Cherney form a dynamic team, with the former handling business and long-term planning, the latter operations. But it hasn't been an easy past five years in big-studio world, both freely admit, as CD sales have dropped, label budgets disappeared and personal studios prolifer-

ated. Having weathered the storm, however, with the past two years being "very good, thank God," they have redone their flagship room (SSL-1, on the cover) and laid the groundwork for Record Plant South Beach (Miami).

"Rick and I are rolling the dice," Mann-Cherney says. "I am sick of the doom and gloom, and you can print that. It's been rough and it's

a fight to the finish, but I don't think the record industry is dying. The record industry is reinventing itself, redefining itself, and we have to do it with them. I'm proud of the fact that we're able to remodel our studios at this time. It's a real achievement."

The Record Plant was built on client service and ambience, on knowing who needs an air purifier, who doesn't like to sing with the A/C on and who likes only green M&Ms. At the same time, the technical backbone, with an impeccable attention to maintenance and readiness, has always provided the foundation for seamless, flexible, creative music-making.

The room was originally designed by Peter Grueneisen, and in December of last year, Vincent Van Haaff was called in to "update" SSL-1 to accept an incoming 9000 J Series. The front monitor wall was completely rebuilt, with the center custom Augspurger removed and replaced by a four-plasma array (above; dubbed "the fish tank"). The J was pushed forward just a bit and some outboard was moved to a sidewall. The producer's desk moved up, cabling was reconfigured and then they turned to the back wall.

"The room was well designed in the first place," says Van Haaff, of Waterland Group. "But there was an area of shallow RPG Diffusers in the rear that seemed to be overly reflective in the midrange. We ended up removing the largest portion. The unusual U-shaped couch helps there. We also added dual EAW subs. We didn't have to do much to the ceilings; most of my work was from



The monitor wall was rebuilt to complement the SSL 9000 J installation; the four plasma screens have been dubbed "the fish tank."

the waist down. [Laughs]"

As Van Haaff finished up at the end of 2006, 28-year-old Jason Carson led the install of the wrap-around 9000 J in the five days between Christmas and New Year's; a Pussycat Doll was booked for January 2. A graduate of Berklee College of Music, Carson served as a runner for two years before choosing tech over engineering. Mann-Cherney, a shrewd judge of talent, tapped him as chief engineer three years ago.

"We had a number of options," Carson says. "We had straight control surface, analog or something in between. The clients demanded analog. We found the right board in England; a single owner. Then the company we dealt with in getting it over, Sonic Circus, was amazing. It was in great shape. We just had to extend the cables and change the patchbay layout. It's been fantastic. A pretty amazing transition in this day and age that Rick and Rose are willing to make."

And it just keeps moving forward for Record Plant, the "Lady of Rock" that always stays young. Next stop is South Beach, Miami, a second home for Stevens since his UM days. The property is in escrow at the time of this writing, and legendary Latin producer Rudy Perez will be a partner and creative director. Three world-class rooms, with an umbrella for seven to eight on-site artist-owned Studiominiums™. More will follow, you can be sure. Bring on the vibe. ■

Tom Kenny is the editorial director of *Mix*, *Electronic Musician* and *Remix* magazines.



# Contoured for natural sweet spot enhancement.

MACKIE

Our new HRmk2 high-resolution Active studio reference monitors surpass the legendary performance of our classic HRs to bring you even better sound quality, in a stunning new package. Those alluring curves do way more than look good. The precisely engineered contours of the cast aluminum Zero Edge Baffle™ minimize diffraction for a crystal clear image of your mix, and control sound waves so you get detailed lows, full, articulate mids, and shimmering highs—whether you're on axis or off. Working in concert with the baffle's contours, the unique passive radiator design delivers astonishing bass extension that's super-tight and always distortion-free. Add to that the HRmk2's wide, even dispersion and improved depth of field, and your studio's sweet spot is transformed into a full-on sweet zone.



HR62 mk2

HR82 mk2

[www.mackie.com](http://www.mackie.com)

**MACKIE®**

# Mixing strings

ACCENTUATING TIMBRE AND AMBIENCE IN POP TRACKS

BY KEVIN BECKA

ELTON JOHN'S "PHILADELPHIA FREEDOM." DIANA ROSS & THE SUPREMES' "SOMEDAY WE'LL BE TOGETHER." TRAIN'S "DROPS OF JUPITER." PRINCE'S "PURPLE RAIN." WHAT'S THE COMMON THREAD? ALL OF THESE SONGS HAVE A MEMORABLE STRING TRACK. WHILE STRINGS ARE NOT CONSIDERED TO BE THE FOUNDATION OF TODAY'S MUSIC AS THEY ONCE WERE IN THEIR GLORY DAYS, A WELL-MIXED STRING SECTION CAN STILL LIFT A SONG TO NEW HEIGHTS—WHETHER THE STYLE IS POP, ROCK, COUNTRY, BLUEGRASS OR JAZZ.

his article is not about orchestral mixing; rather, we're going to concentrate on incorporating a string section, quartet or soloist in a popular music setting: with drums, bass, guitars, vocals and even other ensembles. We're going to talk about overcoming unique string-mixing challenges such as building "sections" with a single player or dealing with audible click tracks. Tackling these little issues sets a great string track apart from a merely good one. For polishing these tracks, we'll outline techniques for using creative reverb tweaks to give your strings their own ambient identity, as well as panning techniques to draw the listener in by balancing the strings as a section and within the overall mix.

## PANNING FOR FOCUS


After the faders come up, your first decision involves panning. Placing the strings in the overall mix will affect other decisions, such as how much and what type of reverb, or if you need to boost or cut EQ to make the strings heard above the other players. Traditional orchestral panning (violins left, violas center and cellos and basses right) should be your starting point, but when strings are integrated into a pop ensemble this approach can sometimes cause instruments in the string section to compete with the other instruments in the mix.

Placing the basses to the right, for example, drags the low end to the side, taking the focus off of the kick and bass guitar. The E string on a

double bass is 41.2 Hz, which is squarely in kick drum fundamental and bass guitar territory. Panning all of the violins to the left takes the listener's attention off of the main ingredients, such as a center-panned vocalist or solo instrument because they also often reside in the same range. Instead, pan your string bass parts to the middle to center the mix's lower end. Also, if your parts are all on separate tracks, start with them panned in the traditional way but pan some of the parts to their opposite side for a smoother balance of parts across the stereo image. (See Figure 1 on page 24.) This method of panning the strings across the center will make the individual parts more prominent because they're not fighting for shared frequency space in such a tightly panned group, but are spread across a wider soundstage.

If you're mixing a band that has varying soloists, such as a bluegrass or jazz group, then start by panning the instruments as you'd see them onstage. This method of panning works especially well if the players are trading solos or even trading fours, because the listener hears the solos coming from different points across the soundstage, just like they'd hear the band if they were playing live.

Traditional panning works well with a string quartet: violins left and left-center, viola right-center and cello right. This arrangement is effective because the cello doesn't present as strong of a low-end presence as bass, and it won't draw as much attention away from the center of the mix. This grouping also





gives the quartet a “human” footprint in the track, a familiar aural element within the overall “band.” Panning the quartet wider or narrower can give you even more latitude when trying to distinguish strings from competing instruments in the stereo space. For instance, if the strings are masking stereo background vocals, then pan the vocals in tighter and the strings wider. Or if the strings are sounding as wide as a house, pan them in tighter to give the group a more intimate feel.

## EQ AND COMPRESSION

Once you’ve determined your panning scheme, you can decide if you need EQ to smooth out any strident spots in the tone or give individual parts a clearer identity in the mix.

Strings have inconsistent timbre across their range and some notes can be harsh and brittle sounding. This is attributable to instrument construction, bowing style and even the room, which can accentuate unflattering tones. “Screechy” quality is especially noticeable with a solo part; a section tends to mask individual timbre problems.

Harshness can also be minimized with selective mic placement while recording (see “Before You Mix,” below) and during the mix by automating an EQ plug-in to

smooth out problematic notes. You don’t want to throw out the baby with the bathwater by cutting a band of EQ for the entire length track just to fix a momentary problem. First, find the offending band by looping a harsh section and boosting the EQ at a middle Q setting of 5 to 10. Once you narrow in on the target, write the EQ gain flat for the entire song, pulling the band’s gain down only when the brittle notes appear.

After you’ve EQ’d away any tonal inconsistencies, check for notes that dynamically jump out of the mix. Here, try some mild compression to help keep the volume smooth over the entire track. For this application, if you are using a hardware box, choose a compressor that controls gain without putting too much of its own personality into the mix—heavy-handed compression can suck the dynamic life out of your mix. In this case, you want to lean less toward something that will change the tone like a Distressor and more toward something like the GML 8900 dynamic range controller or Manley Variable MU.

No matter which compressor you use, setting choice is critical in maintaining transparency. Set the ratio to a mild 2:1

or 3:1, find spots in the track where the part jumps out and set the threshold so that the compressor catches just the top volume offenders. Use a soft-knee setting on the attack and set it to a lazy 40 to 70 ms so the compressor doesn’t clamp down on the signal immediately. If you’re using a plug-in, automate the threshold so it’s higher than the average level of the track but lower than the dramatic peaks. As an alternative to compression, ride gains during the mix by using automation. By just grabbing notes that stick out, you can avoid introducing the sonic signature from an extra plug-in or device onto the overall track.

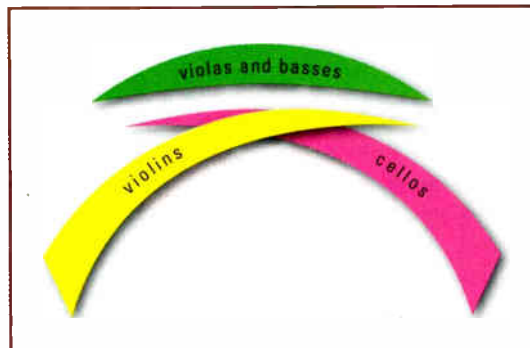


Fig 1: Pan parts to their opposite sides for a smoother balance across the stereo image.

## BEFORE YOU MIX

### USING “A, T & T” TO INDIVIDUALIZE LAYERED PARTS

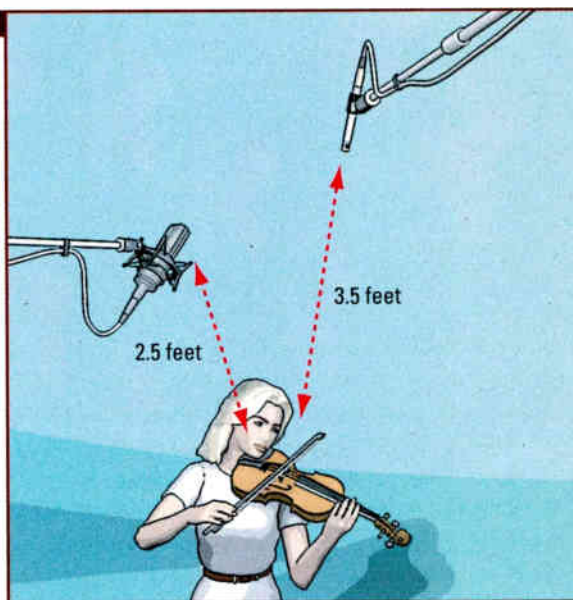
When you need to create many layered parts from a single player on one instrument, it’s easy for your finished “section” to sound one-dimensional. Break up this tonal monotony by varying ambience, tone and timing. By using standard recording techniques, you can introduce variances in timbre, room sound and timing to the parts as you record or even afterward during the mix. This way, you will introduce individuality in the parts, making them easier to distinguish and adding a richness of tone lost through repeated layering of the same instrument.

When layering a single player, use two different mics with different recording chains. Choose mics that display different personalities; for instance, one omni and one cardioid. The omni will capture more of the room, while the cardioid will sound tighter and more intimate. Achieve more variations in tone by setting the mics up on either side of the instrument: one at 2.5 feet above and the other at 3.5 feet above the instrument. (See diagram at right.) For more flavor, try one tube preamp and one solid-state unit; the tube preamp will exhibit more 2nd-order distortion while the

solid-state will be cleaner and more clinical.

Alternate takes between rigs as you stack your parts. Vary mic placement on every second or third pass by increasing or decreasing the distance from the instrument, or put them on opposite sides of the instrument. Remember, while interrupting the session to move mics may give you more tonal variance, session flow is king. If players are in the “zone,” don’t interrupt the creative energy in favor of tone. Sacrificing performance and player well being to satisfy your audio sweet tooth is never a good idea.

If someone else cut the tracks, you still have some options. Slide some of the tracks back or forward in time a few milliseconds on the timeline using timing differences to mask some of the “sameness.” Or, vary EQ on the



When layering string tracks, achieve variations in instrument sound by setting up mics at varying distances and angles from the player.

parts: For example, boost 8 to 10k on a shelf to make some parts brighter while warming up others by adding 100 to 300 Hz with a wider Q setting of 5 to 7.

—Kevin Becka

## AURORA INTERFACE OPTIONS

### AES16

PCI card offers direct connectivity via PC or Mac to all 16 digital I/O channels with remote control. Includes Aurora software mixer for added routing and 64 channels of metering. Now also available in PCI Express model, AES16e.

### LT-ADAT

Expansion card provides up to 16 channels of ADAT Lightpipe I/O at 48 kHz. Higher sample rates supported using S/MUX. Permits format conversion between ADAT, AES/EBU and analog I/O.



### LT-HD

Expansion card provides digital input and output in a format that is recognizable by Digidesign® ProTools | HD®. Operates with all HD-compatible ProTools systems. Supports up to 32 I/O channels at sample rates to 192kHz.

### LT-FW

FireWire® 400 device provides up to 32 channels at 96 kHz and 16 channels at 192 kHz.


### LYNX TWO AURORA INTERFACE

Cabling kit gives LynxTWO and Lynx L22 owners direct connectivity for up to 16 channels of Aurora I/O.

### 1824 AURORA TRIM OPTION

Aurora 16/1824 model features +18 dBu and +24 dBu full scale trim settings, which replace the +6 dBV and +20 dBu full scale trim settings of the standard Aurora 16.

# If you're looking for coloration from an Aurora Converter



## This is the only way you're going to get it.

When we designed the Aurora 16 and Aurora 8 AD/DA converters, we had a simple goal. Converters with clear, pristine, open sound and no coloration or artifacts. We wanted you to be able to get the identical audio out of Aurora converters that you put into them. From what we have heard from you and the major magazines, that's what we have accomplished.

Aurora includes no compression, no limiting, no equalization. No coloration. Why?

First, if you want or need coloration, you already have that handled. You have carefully selected your signal processing, which you can add to the signal chain at any point you like, or leave it out altogether.

Second, how would we know what processing would fit your needs and your tastes? We could nail it for our tastes and for a few of our friends, and completely miss what you want.

Third, we wanted to build the best possible AD/DA converter – period, not a converter/signal processor/preamp/exciter. Adding these functions would add the price of Aurora, for features you may not want or need.

Instead we packed in features such as our exclusive SynchroLock™ word clock, LSlot expansion port for optional interfaces, and exclusive remote control options into a single rack space format. And, most importantly, world-class audio quality that rivals converters costing many times the price.

Aurora 8 and Aurora 16 from Lynx Studio Technology. We'll handle the conversion and leave the coloring up to you.

Want more information (like there's not already too much in this ad)? Go to: [www.lynxstudio.com/aurora1](http://www.lynxstudio.com/aurora1)

*Lynx*  
**STUDIO  
TECHNOLOGY**

Digidesign, ProTools, ProTools|HD, 192 I/O, and DigLink are trademarks of Digidesign, a division of Avid Technology Inc. FireWire is a trademark of Apple Computer, Inc. Crayola is a trademark of Binney & Smith Inc.

World Radio History

## CUSTOMIZING STRING REVERB

Reverb is the mixer's best tool to create ambience for any instrument or soloist in a track. You can simply create an ambient space by calling up a reverb's preset—usually titled after a specific room, such as Warm Hall—and then adjust the room's dimensions to match the size space you want to create. Additional parameters can make the "room" sound more complex through added delays and reflections: Pre-delay is the amount of delay before the reverb reflections start. Early reflection localizes reflective surfaces in a room and can define materials like curtains, wood and even multiple diffuse reflections such as seating. Modulation is a complex algorithm that models air movement in a room, simulating complex and random patterns in a space. Base the setting of each parameter on the application and type of music. In general, a string section in a spare vocal ballad can benefit from deeper reflections, more pre-delay and modulation because the strings and vocalist are not competing with many other mix elements.

However, if the song has a fast tempo and



Adjust reverb room parameters to create a "space."

the string section is competing with both vocals and a band, then give the strings a more immediate, intimate sound by gluing the reverb to the track: In your reverb's Parameter pages, turn off the early reflections, set the pre-delay to zero and add more modulation by turning up the amount in the mix. Adding modulation slightly detunes the track, while lowering pre-delay and early reflections marries the effect to the track, making it sound less wet. The effect of reducing reflections and delay in your reverb while increasing modulation will also provide tonal variance that will enrich timbre, giving your mix more dimension.

—Kevin Becka

## VIBING WITH 'VERB

Now that you've panned, EQ'd and dealt with dynamic issues, it's time to play with your strings' ambient quality. Because reverb is sustained over time, it tends to build up energy that can mask such tonal issues as the transient detail of the bow crossing the strings. (For more reverb ideas, see "Power Tip" on this page.) However, you can preserve tonal and transient string detail while still giving the parts a unique ambience and creating the illusion of a wetter track: Use the reverb to accentuate the ends of phrases and key notes where the 'verb will be most obvious and de-accentuate it where strings are playing sustained notes.

First, using the ends of phrases where there is a pause, find a reverb level where the volume of the effect doesn't overpower other track elements. Use the reverb to bridge these gaps over rests—where there is a "hole" in the part. This level will be where the reverb returns during the "breaths." Then find a lower level for sustained sections where the reverb is audible but not overpowering the detail and "resin" sound of the bow. You'll need to apply at least a minimal reverb here to ensure a smooth transition between sections with varying levels of 'verb treatment. Then roll the track from

The

# 5088

## Fully Discrete Analogue Mixer

Pure, Elegant, Flexible and Powerful,  
the 5088 represents a significant advance in the performance and philosophy of audio processing

For every *Reputation*

There is *Reason*

Rupertneve.com | Tel:+1(512)847-3013 | Fax:+1(512)847-8869

World Radio History

RUPERT NEVE DESIGNS



The Signature of Excellence



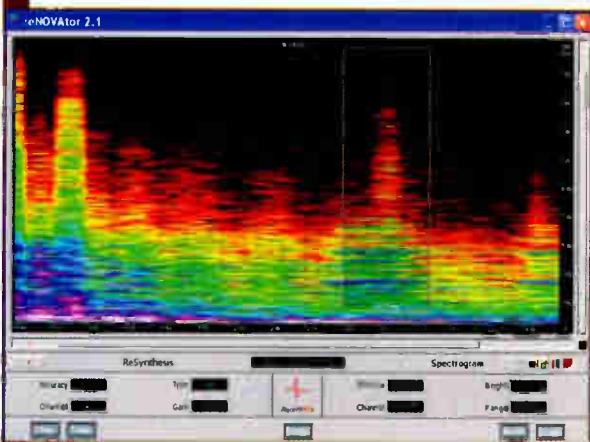


## WAITER, THERE'S A CLICK IN MY RECORDING

One of the hardest things to deal with when mixing strings is eliminating the clicks that can sneak onto the tracks during the recording session. When players are recording, it's not uncommon for them to leave one side of the 'phones off the ear so they can hear pitch and timing cues from the other players or hear their own instrument better in the room. Of course, with a few open mics in the room and mic preamps cranked to pick up string nuance, the click will be audible in the speakers. While the click may be audible early in the session and easy to fix by lowering the cans, the sound

elements in the arrangement, such as drums, guitar, etc. But when the strings are more exposed, the click can become quite audible. The first line of defense is an artful fader move: At the end of a section or phrase, instead of fading supportive instruments completely out of the picture, let them hang a bit longer to mask the click. If the strings are still exposed and there is an audible click or two during a decrescendo, then you may be able to go in on some of the tracks—provided that they are separated and not submixed to stems—and duck them when the click is most apparent. Ducking selected parts will be less noticeable than a fader move across the section. A DAW makes this trick easy because you can zoom in and see the click and then draw in a very narrow fader move.

If the above techniques are lacking, luckily for us click-challenged mixers, there are some great spectral-editing software tools to remove specific frequency-domain information from any recording, even after it's mixed. Cedar's Retouch, Algorithmix's reNOVator or Adobe Audition's Frequency Space Editor have intuitive



Use spectral editing software to remove clicks.

can be even more insidious when stacking a single player: The click may be below the noise floor on the first few passes, but when tracks are layered, energy doubles each time, making the noise more audible as you continue.

The good news is that a leaked click is not usually a problem when there are a lot of

interfaces that use color to flag different audio frequencies in a recording. With this process, coughs, sneezes, bow squeaks or clicks can be quickly identified and replaced with surrounding sonic information, in effect removing the noise from the track.

—Kevin Becka

the top with the send automation in Write, raising and lowering the levels throughout the track, accenting chords, hooks and dry sections with more reverb and lowering the effect during sustained sections. This way, you'll have the best of both worlds: a track that has a unique ambient signature without the reverb being too big of a player.

While reverb can be a beautiful addition to a track, it is sometimes appropriate to leave a track completely dry. Lack of artificial ambience or effects brings the instrument directly to the front of the mix, giving the part an intimacy and urgency that can add to the drama of the song. This technique works especially well with a single instrument when juxtaposed against a single vocalist, or even a single player set against a group of singers. The dryness of the tracks will focus

attention specifically on the track and not on the effect. This technique can cause a dramatic mood shift when ordered after other tracks on the album that are wetter, or against other sections of a single song that have more reverb.

By using these incremental techniques to polish your string tracks, you can achieve results that are far beyond the simple sum of the parts. By creating or enhancing spatial variety, ambience and tone through panning, reverb and EQ, strings can sound like a section recorded in a rich environment, adding warmth and depth to your mix. ■

Mix technical editor Kevin Becka would like to thank Gary Paczosa and Mark Cross for their contributions to this feature.

INNOVATION FROM SE

## New! INSTRUMENT REFLEXION FILTER



### THE REFLEXION FILTER FOR TIGHT APPLICATIONS



- Incorporates the award-winning innovation of the original RF.
- Brings tighter, more focused sound to wider applications.
- Perfect for drum overheads, pianos, percussion and more!

## New! GM10 GUITAR MICROPHONE SYSTEM



### FIND THE SWEET SPOT AND STAY THERE



- Captures the natural, detailed sound of a studio condenser.
- Flexible placement options with unprecedented consistency.
- A proprietary dual shock mount system isolates the capsule from the guitar for zero noise transfer.

SE

www.sonicus.net  
info@sonicus.net  
617.623.5581



Tascam DM-4800 can be repatched at the flick of a switch.



Euphonix 55 Fusion digital audio post mixing system for HDTV

By George Petersen



Alesis' new MasterControl comes bundled with Cubase LE.

# Mix Power

## VERSATILE CONSOLE/ CONTROLLER UPGRADES

Just when we'd thought we'd seen it all, new digital consoles and mix controllers keep coming. The good news is that your "new" console could be only an expansion card or software upgrade away, which can certainly soften the blow to anyone's budget. Speaking of capital, there really is something for every application and every budget, although with so many choices available, finding the right model becomes far more complex. With that in mind, we decided to look at developments in the field from the past few months, and we found a pretty healthy assortment of new releases.

MasterControl from Alesis ([www.alesis.com](http://www.alesis.com)) combines a control surface and FireWire interfacing with MIDI I/O, two XLR mic inputs, six line ins and 18 digital inputs (Lightpipe and S/PDIF at 44.1/48 kHz, or up to 10 ins at 88.2/96/192 kHz). The unit has eight channel strips (with solo, record-enable, Mute/Select buttons and motorized faders), a jog/shuttle wheel, dedicated transport controls and cue mix section with talkback mic. The monitoring section has six analog outs configurable as discrete 5.1 surround or three separate stereo outputs. Bundled with Cubase LE software but compatible with most popular DAW software, MasterControl was slated to begin shipping last month at a retail of \$1,099.

The AMS-Neve ([www.ams-neve.com](http://www.ams-neve.com)) DFC PS/1 PowerStation is a single-user, slim-line, 384-path version of the company's DFC Gemini post console. It integrates with Pro Tools, Nuendo or Pyramix environments as a combined digital console/DAW controller. Full surround monitoring and machine control are standard, as are support for sample rates up to 384 kHz, Star Command simultaneous control of multiple workstations, high-resolution TFT metering, 384 fader paths, reconform from picture change lists and insertion of premixes into larger mixes.

Earlier this year, Calrec ([www.calrec.com](http://www.calrec.com)) unveiled Omega, a new mid-level console that uses the manufacturer's award-winning, FPGA-based Bluefin high-density signal processing technology. Omega features 160 mono DSP paths packaged as 48 stereo and 64 mono channels, and up to 24 full 5.1 surround channels—all with full EQ and dynamics. Available in 24/40/56-frame sizes, Omega



Mackie's Control Universal Pro mix controller connects to a Mac or PC via USB.



PreSonus' FaderPort offers USB transport control.



# Visionary.



"Our mission is to educate students in the art, business and craft of creating innovative, successful recordings. Our goal is to develop the creative, intellectual and social skills of aspiring music makers – to let them realize, as the next generation of producers, their artistic visions."

**Our new API Vision console allows our students to discover their musical dreams."**

Jim Anderson, Chair, Clive Davis Department of Recorded Music, Tisch School of the Arts, NYU

[www.apiaudio.com](http://www.apiaudio.com)

301.776.7879



World Radio History



with Bluefin's output complement includes eight 5.1 surround groups, 20 aux outs and 48 multitrack outs.

Digidesign's ([www.digidesign.com](http://www.digidesign.com)) ICON continues its successful run, with more than 2,000 of these integrated digital console/Pro Tools controller systems sold since initial deliveries began in May 2004. More recently, the company announced an educational program that provides in-depth, hands-on Icon D-Control training by Digidesign-certified instructors. The Pro Tools 3101: Advanced ICON Mixing Techniques course

is offered with numerous options, including expert-level Certified ICON Mixer training, at the company's headquarters, training locations worldwide or even at the user's studio. For more information, visit [www.digidesign.com/training/icon](http://www.digidesign.com/training/icon).

The Euphonix ([www.euphonix.com](http://www.euphonix.com)) S5 Fusion digital audio post mixing system for HDTV fuses DSP and DAW control technology with the company's EuCon protocol. This combination enables the console surface to control both its SuperCore engine DSP channels and channels from multiple

external Mac or PC workstations simultaneously over high-speed Ethernet. To manage large numbers of tracks and DSP channels, S5 Fusion also provides comprehensive machine control, a router, film-style surround monitoring, 24 channel strips, motor joysticks (optional) and high-res screens showing metering, track info and routing displays. Each channel strip has a multiformat moving fader; touch-sensitive knobs for EQ, filters, compressor, expander/gate, aux and pan; and DAW control for TDM, VST and Audio Units plug-ins.

Fairlight ([www.fairlightau.com](http://www.fairlightau.com)) employs the groundbreaking Crystal Core FPGA processing technology in its DREAM II Series, which includes the flagship Constellation-XT and Anthem console/workstations. A single Crystal Core CC-1 PCI card can handle 230 audio channels (each with eight bands of EQ and full dynamics control), 72 user-definable mix buses (mono to 7.1), 192-track recording, integrated HD video and up to 220 physical I/Os. The new Dream II Version 1.1 software update adds fast, direct AAF and AES-31 file exchange, as well as multiple EQ selections on a per-channel basis. Users can choose from Constellation-XT, Anthem Split or Anthem In-Line EQs, each with a distinctive flavor and character.

The Alphatrack compact DAW controller from Frontier Design Group ([www.frontierdesign.com](http://www.frontierdesign.com)) features touch-sensitive rotary encoders, transport controls, jog/shuttle strip and a single, assignable motorized fader. The \$249, USB-powered desktop unit is XP- and OS X-compatible for Pro Tools, SONAR, Cubase, Reason, Digital Performer, Nuendo and other apps.

Harrison ([www.harrisonconsoles.com](http://www.harrisonconsoles.com)) has revised and updated its TVD-SL large-format TV studio digital audio console, which now features TFT metering and Xrange native engine DSP and Xrouter digital audio signal routing. The 24-bit (96kHz-capable) TVD-SL is available in standard 44 or 60 faders for stereo or 5.1 surround mixing, and the main control surface can be operated from up to three additional locations using Harrison's Satellite Touchscreen technology.

Lawo ([www.lawo.de](http://www.lawo.de)) is now shipping its mc<sup>2</sup>90 digital console, which is designed to take the technology of the mc<sup>2</sup>66 mixer to a new level. The mc<sup>2</sup>90 has a redesigned user interface and integrates Lawo's Star2 topology, providing total console redundancy in no-fail environments. Compatible with both consoles, V. 1.10 software provides improved sequence automation; 10 new DSP configurations; the ability to meter up

## KORG

INSPIRED TO CREATE. CREATED TO INSPIRE.



### MR-1



Shown with included CM-2M microphone.

"What a capture medium! One listen, and you'll know exactly what I mean: It's truly a new day for those who record with digital audio."  
—Craig Anderton, EQ

## Superior fidelity. Unsurpassed versatility. MR-1: The ultimate portable recorder.

The 1-bit MR-1 mobile recorder is the highest fidelity handheld recorder in the industry. Its stunning audio quality leaves no audible footprints on your recordings. With an included condenser mic and 20 GB internal hard drive, the MR-1 is perfect for location recording. Flexible recording options allow you to also record to WAV, AIFF and MP3 formats, then convert to any other format with the included AudioGate™ software.

Equalled location recording now.  
Unaltered recordings forever.

Visit [www.korg.com/mr1](http://www.korg.com/mr1) for demos and info.

Also available: the new 1-bit MR-1000 mobile recorder.

©2007 Korg USA, 316 S. Service Road, Melville, NY 11747 • (631) 390-8737 • [www.korg.com](http://www.korg.com)

# Making real records in your 'personal' studio?



**Picture this:** GC Pro has expert Account Managers in every major territory, ready to assist you in putting together a truly spectacular creative environment. The world's finest audio equipment, at the prices you'd expect from the world's largest pro audio dealer. **Get the picture?**

800-935-MYGC

**GC PRO**  
[www.gcpro.com](http://www.gcpro.com)



## Mix Power

to eight VCA-slaved channels controlled by a single fader (ideal for surround stems, etc.); more frequency points for EQ, filter and sidechain filter modules; full MIDI Machine Control remote access; a choice of MTC, LTC, Sony 9-Pin TC or internal timecode slaving; and more.

Also new is Lawo Plug-In Host (LPH), a low-latency PC host app that assigns tielines for the triggered plug-ins to the mc<sup>2</sup> HD Core that automatically appear on the GUI matrix screen. The console imports plug-in parameters in the same way as console-based EQ or dynamics parameters are assigned, and plug-in settings can be stored either statically using snapshots or dynamically with the automation data.

The Logitek ([www.logitekaudio.com](http://www.logitekaudio.com)) Artisan control surface for its Audio Engine router is designed for small to medium-sized market TV, radio production and other applications. It provides 5.1-compatible operation, two master mix buses, eight submaster mixes, 24 mix-minus buses, multiple aux buses, onboard dynamics/EQ and frame delay at each fader. Full-color LCDs on each drop-in module show needed information in an easy-to-read format.

The \$1,550 Mackie Control Universal Pro mix controller from Mackie ([www.mackie.com](http://www.mackie.com)) connects to a Mac or PC via USB and has nine motorized, touch-sensitive Penny & Giles faders, eight V-Pots, more than 50 master buttons and a large LCD. An \$899 Mackie Control Extender Pro can add eight more channels for up to 32 channels total. The system is compatible with ACID Pro 6, Audition, Cubase, Digital Performer, Final Cut Pro 5, Logic, Live 5, Nuendo, Pro Tools, Reason 3, Samplitude, SAWStudio, Sequoia, SONAR, Soundscape, Soundtrack Pro, Tracktion and Vegas. Designed to be used with MCU Pro or stand-alone, the \$1,300 Mackie Control C4 plug-in and virtual instrument controller provides real-time control of up to 32 simultaneous parameters with visual feedback via four backlit, alphanumeric LCDs.

Pyramix 6, a 48-channel DSD recording system from Merging Technologies ([www.merging.com](http://www.merging.com)), takes another step forward with the new Ramses controller and Oasis I/O boxes, offering DSD and DXD recording with optional mic preamps. The multi-format Ramses MSC is a fully integrated re-



Merging Technologies' Ramses MSC is scalable from 16 to 256 I/O channels.

cord, editing, processing and fully automated mixing system that's scalable from 16 to 256 I/O channels and tracks in eight to 24 (plus dual-operator, 48-channel) configurations, with full static or dynamic automation of all parameters, including joystick surround panning control. Full support of VST plug-ins on all channels and buses are standard, as is support for sample rates from 44.1 to 384 kHz, plus 48-channel DSD and DXD options. Also available is Merging's VCube and VCube SE standard/HD video integration. Another Ramses option is a version of Smart AV's ([www.smartav.net](http://www.smartav.net)) ARC™ technology for instant access to large numbers of channels. Current Pyramix owners can upgrade their systems to Ramses MSC, incorporating

# the legend continues...

SERIES 808

Available in 16, 24, & 32 Channels  
Starting at \$3,999



Toft Audio Designs  
**ATB Series**  
Classic Analogue Console  
[www.toftaudio.com](http://www.toftaudio.com)



# Power Tools!

## ...for Power Players



"Radial makes a DI box that does exactly what it is supposed to do. No compromise."

**Paul Boothroyd**  
(FOH engineer - Paul Simon, AC/DC, Paul McCartney)

"I'm really happy... I replaced my old DI's and found the J48's to have more output and less coloration. Acoustic music has never sounded so good."

**Jerry Douglas**  
(Alison Krauss & Union Station, 12-time Grammy winner)

"I thought Radials only worked on cars, but since my sound man hooked them up to my guitar, I like them even better. Great clear and pure sound!"

**Phil Keaggy**  
(world renowned guitarist/performer)

"It is nice to find great sounding industrial grade equipment still being made today!"

**Daniel Lanois**  
(U2, Robbie Robertson, Bob Dylan, Peter Dinklage)

"Over the past 13 years I have used a variety of DI boxes. The Radial J48 is without a doubt the best, cleanest and most versatile DI I've ever used."

**Paul Richards**  
(California Guitar Trio)

"With a Radial DI, the difference is surprising and dramatic. The sound is punchy, warm, solid and accurate. There's no going back!"

**David Oakes**  
(Front of house engineer - Pat Metheny group)


"When it comes to sonic integrity, nothing touches Radial. Great gear built by great guys."

**Steve Stevens**  
(Billy Idol, Atomic Playboys, soundtrack - Top Gun)



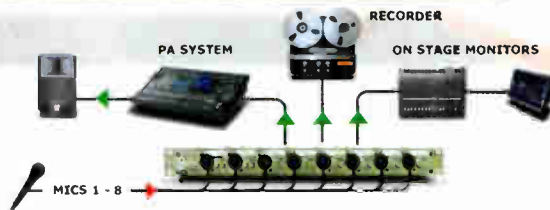
### Radial SW8 Auto Switcher

Multi-channel switcher for backing tracks ensures your audio keeps playing even when your playback recorder fails. Choice of balanced or unbalanced inputs plus eight built-in Radial DI boxes for remote stage use. Fully expandable with manual, remote or auto switching.



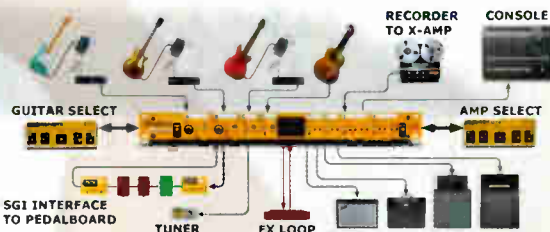
### Radial 8ox Mic Splitter

8-channel splitter lets you split mic signals and drive three separate feeds to the front-of-house console, monitor mixer and recorder. Radial transformer equipped for exceptional signal handling without distortion and the 8ox eliminates buzz & hum caused by ground loops.



### Radial JX44 Air Control

Guitar amp and effects routing system lets you remotely select between four guitars and drive up to six amps plus your tuner at the same time. Equipped with Radial SGI long-haul guitar interface, Radial JDI direct box and Radial X-Amp for post-production.



**Radial**  
engineering

...true to the music<sup>SM</sup>

[www.radialeng.com](http://www.radialeng.com)

1638 Kebet Way, Port Coquitlam, BC V3C 2W9, Canada, USA      email: info@radialeng.com

their existing Merging hardware.

FaderPort from PreSonus ([www.presonus.com](http://www.presonus.com)) provides USB transport control with a long-throw, Alps touch-sensitive motorized fader for writing fades and volume/mute/pan automation in real time. Solo and record-enable can also be easily controlled, along with window selection, play/stop/record and marker/locate points for fast and easy recording. A footswitch jack supports hands-free, punch-in/out recording. FaderPort retails at \$229 and works with all Mac or Windows-based recording software, including Pro Tools, Cubase, Nuendo, Logic, Digital Performer, SONAR and more.

Solid State Logic ([www.solid-state-logic.com](http://www.solid-state-logic.com)) is shipping its Duality console/DAW controller, with recent deliveries going to Alicia Keys' The Oven Studios in New York and Atlanta's PatchWerk Recording Studios. Available with 48/72/96 faders, Duality (see review on page 94) is a large-format analog console offering full DAW integration, a split signal path, E and G equalizers, onboard dynamics, moving-fader automation and 5.1 panning—all with the SuperAnalogue K Series sound.

On the digital console front, SSL has

rechristened its C Series digital broadcast consoles to C100 HD and C300 HD, while doubling the possible fader inputs to 512, adding MORSE routing capabilities and updated Century processing, and incorporating the workstation control from the company's AWS Series. Another launch is the C100 HD-S, essentially the C100 HD with an identical feature set but in a smaller footprint console designed for space-limited installs, such as small control rooms and trucks, packing 64 faders into a frame that's less than 92 inches. With the new V. 4 software, the C100 HD consoles support a high-density processing engine and control surfaces with access to up to 256 fully featured input channels and another 256 short-channel premix inputs, with fader control, panning and mono/stereo/surround bussing.

Designed for film/TV production, the upgraded C300 HD from SSL is a scalable (8 to 96-channel, multi-operator-capable) solution, with more than 500 mix inputs and 80 mix buses (all with DSP) from a single Centuri processor. It also offers flexible DAW control and full multiformat surround monitoring. Other C300 HD features include an enhanced 96kHz feature set, tri-level

sync support, optional PEC/direct switching, EQ and dynamics libraries, pull-up/down sample rate handling, advanced multi-machine control and more.

StageTec ([www.stage Tec.com](http://www.stage Tec.com)) offers new software and a revised control surface for its AURUS digital consoles. An offline editor allows setting up pre-session console configurations using a Windows PC without physical access to the mixer. The NEXUS Audio network can also be similarly set up offline directly from the AURUS master section. On the hardware side, graphics-enabled OLED displays showing channel and layer configurations on the channel strip will replace the matrix displays previously used.

But the big news from StageTec is AURATUS, a compact console for TV/broadcast/remote recording and live sound applications where the full configurability of AURUS is not required. Among its features are audio-follows-video functions, eight separately configurable mix-minus buses, and a simple user interface with a short learning curve and OLED and TFT displays. AURATUS has a hardwired bus layout with a maximum of 32 input channels, eight groups, one stereo and one 5.1 sum, eight aux paths, eight mix-

# All rooms distort sound. Your studio too.

The logo for ARC (Acoustic Room Correction) features a stylized graphic of sound waves or a speaker cone to the left of the letters "ARC" in a bold, white, sans-serif font.

Introducing a revolutionary new technology for DAW-based studios that will improve how your room will sound forever.

Learn more on September 1st  
[www.ikmultimedia.com/arc](http://www.ikmultimedia.com/arc)

**IK Multimedia. Musicians First.**





minus sums and full integration with the NEXUS audio routing system.

Studer ([www.studer.ch](http://www.studer.ch)) now offers a 42-fader version of its Vista 5 digital console, which provides access to up to 1,700 channels. The 42 faders on its one-knob-per-function surface has 30 channel strips as input channels and 12 strips for operating I/O channels. The additional faders also permit two-operator applications, if needed. The Studer D21m I/O system—used on the Studer Vista Series and OnAir 3000 digital consoles—has been enhanced with a new optional I/O card for signals encoded with Dolby E, which lets users directly decode an AES/EBU stream into eight discrete channels.

The Tascam ([www.tascam.com](http://www.tascam.com)) DM-4800 64-channel digital console has 24 buses, 12 auxes and 24 studio-grade pre-amps (more can be added via expansion cards), and can be completely repatched at the flick of a switch. Additionally, the DM-4800 offers extensive DAW control and two TC Electronic reverbs. A fat channel strip in the center of the console gives instant access to 4-band parametric EQ, dynamics and aux controls available for the first 48 channels. Its remote layer provides transport keys and 24 faders for controlling workstations such as Pro Tools, Logic, SONAR, Digital Performer, Cubase and Nuendo, while the optional IF-FW/DMmkII interface card provides 32 channels to/from a computer at up to 96 kHz over a single FireWire cable. Other options include a full meter bridge and a surround monitoring card offering down-mixing, bass management and level control for mixing in up to 6.1 surround.

New from Wheatstone ([www.wheatstone.com](http://www.wheatstone.com)) is the E-6 Surface, the E Series Studio Satellite I/O and the E Series Network Switch, which combine to form a cost-effective networked audio system. Each operates independently, yet all sources and mixes can be shared via the network. The E-Surface features event recall, bus-minus, mix-minus and four aux mixes—all with dedicated talkback systems—as well as standard EQ, dynamics, panning and mic processing on all channels. Control surfaces are offered in 16- or 24-channel frames. Also new is the Evolution Series E-5 control surface, a simplified version of the E-6 available in 8/16/24-channel mainframes.

Yamaha's ([www.yamaha.com/ca](http://www.yamaha.com/ca)) DM2000 VCM is the second generation (V. 2) of the company's DM2000 digital production console, combined with a collection of pre-installed, add-on effects. Available as a free upgrade, the suite includes five plug-ins

that emulate legacy processors and more. Virtual Circuitry Modeling (VCM) technology creates models of classic compressor, EQ, analog tape deck and stompbox effects, capturing nuances and subtleties of the gear. Also provided is the REV-X advanced algorithm used in Yamaha's latest reverb and ambience programs, which take advantage of the DM2000's 24-bit/96kHz processing capability, as well as Interactive Spatial Sound Processing surround post-production effects. The other side of the V. 2 upgrade incorporates advanced DAW integration (Nuendo,

Cubase, Pro Tools, etc.), 6.1 panning/monitoring and mix-minus capability.

Deva Mix-12 from Zaxcom ([www.zaxcom.com](http://www.zaxcom.com)) is a fully digital, 12-fader control surface that directly manages the audio mixer embedded within the company's Deva IV and V location recorders. Combined with either the Deva IV or V, Deva Mix-12 performs all location mix and record functions, reducing production costs by eliminating the need for external mixing consoles. ■

*George Petersen is Mix's executive editor.*

KILLER TRACKS PRESENTS:  
POWERFUL SCORES  
FOR MOMENTS OF STRENGTH

HEROES  
THE COURAGE TO FIGHT - THE STRENGTH TO SUCCEED

Killer Tracks is proud to release its 200th CD HEROES, featuring sweeping-emotional, grand-military, sports-hero and swashbuckling-adventure scores. Recorded live by an 87 piece orchestra, conducted by renowned conductor/orchestrator Matt Dunkley (*Pirates of the Caribbean: At World's End, Love Actually, Ray*) and mixed by James T. Hill (*King Kong, The Sixth Sense*), HEROES goes beyond production music and defines a new standard of commitment, passion and excellence in bringing you the best in music.

Audition Heroes online at [www.KillerTracks.com](http://www.KillerTracks.com).  
For licensing information, call 1.800.4.KILLER.

© 2007 KILLER TRACKS. ALL RIGHTS RESERVED.



2007

BY GEORGE PETERSEN

# TECnology Hall of Fame

## AUDIO INNOVATIONS THAT CHANGED PRO AUDIO

**E**dison's first cylinder recorder was born 130 years ago, and while other technologies—from automobiles to aerospace—emerged in that era, audio is what counts for us true devotees. Unfortunately, the history of pro audio is woefully neglected, with sources scarce, if not impossible, to find.

An offshoot of the TEC Awards, the TECnology Hall of Fame began in 2004 to spotlight significant innovations in pro audio history. Listed chronologically, here are the 2007 honorees. Note: For more information (including rare documents and photos) from this year's and past inductees, go to [www.mixonline.com/TEC20/tecnology-hall-of-fame](http://www.mixonline.com/TEC20/tecnology-hall-of-fame).

### LEON THEREMIN THEREMIN (1919)

Created by Russian physicist Lev Sergeivich Termen (also known as Leon Theremin), the Theremin is described in its U.S. patent (#1,661,058) as a "novel method of and means for producing sounds in musical tones or notes." The key word here is "novel," as the system comprises two oscillator circuits where amplitude and frequency are controlled by the proximity of the user's hands to the Theremin's two antennae, with no need to actually touch the instrument.

During the years, there have been serious Thereminists, yet the instrument is best known for creating otherworldly effects/music for sci-fi films ranging from the classic *The Day the Earth Stood Still* to countless budget releases. A common myth is that a Theremin was used on the Beach Boys'

"Good Vibrations." That instrument was actually a Tannerin, which uses a similar technology but substitutes a hardware slide controller for the antenna.

### CHESTER RICE & EDWARD KELLOGG, GENERAL ELECTRIC CO. MODERN DYNAMIC LOUDSPEAKER (1925)

In a landmark article, "Notes on the Development of a New Type of Hornless Loudspeakers," published in the September 1925 edition of *AIEE Transactions*, two General Electric engineers—Chester W. Rice and Edward W. Kellogg—describe what we now consider the roots of modern loudspeaker technology.

After testing numerous approaches, Rice and Kellogg suggested a conical paper diaphragm attached to a coil of wire energized by an electromagnet. Beyond simply describing a new type of transducer, the pair laid out many of the basic tenets of loudspeaker design, such the importance of the baffle in preventing the "circulation" of the sound from the speaker's forward and backward motion and the need for more powerful amplifiers to provide adequate headroom required for quality reproduction.

### WALTER WEBER AC TAPE BIAS (1940)

Born 100 years ago, Dr. Walter Weber was a Siemens engineer who was recruited by Dr. Hans Joachim Von Braunmühl to work for RRG (German Broadcasting) in 1932. While at RRG, Von Braunmühl assigned Weber to look into improving AEG's Magnetophon tape recorders.

With BASF's ferric-oxide tape debuting

in 1939, the Magnetophon was approaching broadcast standards, and one of Weber's interests was the application of bias currents. American research in 1921 had shown that a high-frequency AC bias signal could raise the quality of magnetic recording, but given the poor performance of wire recorders the improvement was minimal. During experiments with a DC biasing scheme in 1940, Weber inadvertently applied an AC current to the recording chain and rediscovered the benefits of AC biasing, offering a 10dB improvement in the Magnetophon's noise floor.

Weber's AC biasing technology was incorporated into AEG's Model K4 HF-Magnetophons, which launched a year later. And with a bandwidth of a then-astonishing 10 kHz, tape recording was on its way to becoming the world production standard.

### NEUMANN STEREO DISK LATHE (1956)

In 1953, Neumann engineers began developing the AM 32, a disk lathe with the ability to vary groove pitch controlled by the amplitude of the input signal rather than a constant pitch. By mounting a preview head on the source tape deck, its signal could be fed to the lathe's drive, which made a small adjustment in the groove spacing before the cutter received that same signal from the playback head.

Co-developed with Teldec, the Neumann ZS 90/45 stereo cutterhead arrived in 1956 and combined vertical and lateral recording in a "v"-shaped groove, with each slope set at a 45-degree angle. In addition to controlling



Leon Theremin

1919



Walter Weber

1940



Neumann stereo disk lathe

1956



Nagra III tape recorder

1957



Cannon XLR connector

1958

groove pitch, the system used the difference between the left and right signals to modulate the depth of the cut and adjusted the groove pitch based on the depth of the cut, as deeper cuts require wider grooves. This first electrodynamic feedback stereo cutterhead system set the stage for the world-standard SX 45, SX 68, SX 74 and SX 84 cutterheads that followed.

**STEFAN KUDELSKI NAGRA III TAPE RECORDER (1957)**

After completing his college studies, Stefan Kudelski founded the Kudelski company in 1951 and began creating the Nagra recorder. Designed for high-quality portable recording, the initial Nagra I and II models were driven by a windup clockspring mechanism.

The breakthrough came in 1957 with the Nagra III, a compact, 11-pound mono 3.75/7.5/15 ips reel-to-reel deck with performance that rivaled larger studio machines. The deck's rugged aluminum chassis and Modulometer peak-reading level meter appealed to pros who needed a dependable, near-indestructible location recorder. And with the addition of Neopilot sync in 1963, the Nagra III became the standard for location film recording and received an Award of Merit from the Academy of Motion Picture Arts and Sciences in 1965.

**CANNON XLR CONNECTOR (1958)**

Originally, the XLR was intended for aircraft and instrumentation applications, but we're glad it's here. In use for pro audio for nearly 50 years, the 3-pin versions of Cannon's XLR connector are so ubiquitous in both analog and digital (AES/EBU) connections that most people in our industry don't even remember those pre-XLR days. Once upon a time, audio gear was fitted with whatever the manufacturer deemed appropriate, with DIN and Tuchel connections common in Europe and various Amphenol types in the States. The move to Cannon's XLR provided a universal solution, where a mic cable could double as a line cable and two cables could be connected to make a single, longer cord. The XLR name

stems from being Cannon's X Series, with a latching/locking (L) feature and having an elastomeric/rubber (R) insulator.

**REIN NARMA FAIRCHILD 670 COMPRESSOR LIMITER (1959)**

The Fairchild 670 is often referred to as the "holy grail" of outboard devices for its rarity, value (currently about \$30,000 on the used market) and usefulness in a wide variety of studio situations. And this hand-wired stereo unit is a beast, with 20 vacuum tubes (21 if you include the 5V4 rectifier) and 14 transformers tucked within its 65-pound chassis.

The origins of the 670 (and mono 660 version) are fairly humble, coming from Estonian-born Rein Narma. In the post-war years, this refugee from Soviet Russia worked for the U.S. Army as a broadcast/recording tech during the Nuremberg trials, later immigrated to the New York and took a job at Gotham Recording. Narma and several others founded Gotham Audio Developments to build recording gear. Les Paul hired him to modify his first 8-track, and later Narma built consoles for Rudy Van Gelder, Olmsted Recording and Paul, who also asked him to build a limiter. After beginning the project, Sherman Fairchild heard about it, licensed the design and hired Narma as the company's chief engineer.

**CROWN INTERNATIONAL DC 300 POWER AMPLIFIER (1967)**

In many ways, the DC 300 ushered in the era of the modern, high-power amplifier. Offering 340 watts/channel (at 4 ohms), this four-rackspace, 40-pound beast came in at less than the "magic" \$1/watt price point based on its original \$685 retail. And with its rock-solid construction, the DC 300 was the ideal solution for high-SPL studio monitors and live sound systems coming into vogue with the summer of love.

Years later, the upgraded model DC 300A was immortalized in a magazine ad based on a real story of a truck filled with P.A. gear that narrowly avoided a head-on collision, but rolled over, with several DC 300As exiting through its roof and ending up partly submerged in a muddy field.

The driver escaped injury, as did the DC 300As—after a short time under a blow dryer. The truck didn't do as well, but today many DC 300s are still in daily pro audio use, a testament to Crown reliability.

**RUPERT NEVE 1073 CONSOLE MODULE (1970)**

In 1970, Rupert Neve designed the 1073 module, which is still regarded as one of pro audio's best preamps. Created as 80 Series console modules and not originally intended for stand-alone use, 1073s and 1084s were often removed from older mixers and put into third-party racks and housings. The discrete 1073 mic/line pre-amp has a fixed 12kHz HF band and switchable-frequency LF/MF cut/boost bands, and a passive low-cut filter. The circuit has been widely imitated and cloned (in hardware and software), and the Neve company now offers re-creations of the 1073 in rack and module form.

According to Rupert Neve, the secret to the original 1073's success "had to be in the input and output transformers. We built them out like filters to the maximum that we could squeeze out in terms of high-frequency response and then make sure they rolled off smoothly—with no peaking or things of that sort."

**AKG C-414 CONDENSER MIC (1971)**

The availability of quality field effect transistors (FETs) in the 1960s opened the door for replacing tube mics with compact, solid-state models. In 1970, AKG's Karl Pechel took the CK 12 capsule from a C 12A tube mic and paired it with FET electronics, resulting in the C 412. A year later, adding a second bass roll-off position and a fourth polar pattern created the C 414 comb.

From 1974 on, engineer Norbert Sobol supervised the C 414 design, adding improvements in audio performance and features along the way. These included the C 414 EB (1976), C 414 EB-P 48 (1980), C 414 B-ULS and -TL (1986), C 414 B-TL II (1993) and the current C 414 B-XLS and -XL II.



Fairchild 670 compressor limiter

1959



Crown DC 300 power amplifier

1967



Neve 1073 console modules

1970



AKG C-414 condenser mic

1971



With more than 100,000 mics sold, the C 414 remains a popular choice whether in earlier versions or the latest models—now updated with LEDs and a fifth (wide-cardioid) pattern.

**MCI JH-400 INLINE CONSOLE (1972)**

MCI Electronics founder Jeep Harned was an innovator, from creating the first 24-track recorder in 1968 to the auto-locator and commercializing the inline mixer. Credit for the first inline-style consoles actually goes to Dan Flickinger, who designed a number of custom mixers that put tape monitoring within the channel modules, although track assignments were in a separate section. However, the popularity of the modern inline console stems from Dave Harrison (later founder of Harrison Consoles), who approached Harned with this new take on mixer design.

Harned and MCI engineer Lutz Meyer helped Harrison refine the JH-400. In a day when most studio consoles were custom, the JH-400s were revolutionary—standardized “production” models with numerous user options and Harris 911 IC op amps that lowered costs and simplified manufacturing. The first JH-416 models offered 24 I/Os with quad panning/monitoring and 3-band EQ. Options included a 32-input version, VCA grouping and automation. The JH-400 offered an affordable pro console to the burgeoning recording industry, and five years later a 1977 *Billboard* poll gave MCI the leading share among studios.

Harned sold MCI to Sony in 1982.

**EVENTIDE H910 HARMONIZER (1975)**

Name a product after a Beatles tune (the model number refers to the “One After 909”), and it better be good. However, when Eventide founder Richard Factor assigned his young designer Anthony Agnello to build a harmony processor in 1974, they had no idea they’d be creating an audio classic. The version demo’ed at AES that year hardly resembled the final product: It was a music keyboard perched on a hand-wired box, but the reaction was positive. Soon after (and with the keyboard controller offered as an option), the Harmonizer H910 was born.

Offering pitch shifting ( $\pm 1$  octave), delay, feedback regeneration and more, the H910



**Eventide H910 Harmonizer**

was an instant studio fave. Users found all sorts of applications, ranging from regenerative arpeggios to bizarre sound design effects to lush guitar or vocal fattening. Frank Zappa put one in his guitar rack. Tony Visconti used it for the memorable snare sounds on David Bowie’s *Young Americans*. Eddie Van Halen had a pair as part of his trademark guitar sound. Tom Lord-Alge’s setup for Steve Winwood’s vocals on “Back in the High Life” also employed two slightly detuned H910s (one sharp/one flat) with an 18ms spread. The twin Harmonizer effect was so popular that Eventide re-created it as the “Dual 910” program in the H3000 UltraHarmonizer that followed it a dozen years later.

**EMT 250 DIGITAL REVERB (1976)**

Digital pioneer Barry Blesser helped launch Lexicon in 1971 and developed the EMT 250, the first commercial digital reverb, in 1976. EMT was no stranger to reverb, having created the Model 140 plate system in 1957.

Blesser and Karl-Otto Buder designed the 250’s algorithms; Dynatron’s Ralph Zaorski designed the digital hardware; and EMT built the converters, I/Os, power supply and user interface, with its rocket ship controls for decay and delay. The 400 ICs and 16k of memory of this 1-in/4-out unit required three fans and heat sinks covering the entire cabinet exterior.

The EMT 250 carried a \$20,000 price and some 250 units were produced, many still in use today and valued for their effects and reverbs. A later model, the EMT 251, added an LCD readout, improved HF response and more flexibility, but the algorithm was not the same as the classic EMT 250.

**3M DIGITAL AUDIO MASTERING SYSTEM (1978)**

The 3M Digital Audio Mastering System comprised two 45 ips machines: a 32-track deck (16-bit/50kHz) running 1-inch tape and a 4-track, 1/2-inch mastering recorder. Although the system was a year from deliveries, engineer Tom Jung (now of DMP Re-

ords) beta-tested the prototypes at Sound 80 in Minneapolis as a backup system during sessions cut direct-to-disk—lacquer disk, *not* hard disk! The digital session tapes were judged superior to the disk masters, and in December 1978 the first commercial albums cut on the system were released: *Film & The BB’s* by jazz group Flim & The BB’s and Aaron Copeland’s *Appalachian Spring* by the St. Paul Chamber Orchestra. The latter won a Grammy Award for Best Chamber Music Performance.

Priced at \$150,000 (\$115,000 for the 32-track and \$35,000 for the 4-track), the first two-machine systems were installed in early 1979 at Sound 80 and in Los Angeles at A&M Studios, the Record Plant and Warner Bros.’ Amigo Studios.

**SONY PCM-F1 DIGITAL RECORDING PROCESSOR (1981)**

Originally designed for making home digital recordings, the PCM-F1 was a recording processor using the EIAJ 14-bit PCM spec for digitizing audio and storing it as a video signal. The concept of a two-piece system (connecting a PCM processor to any VCR—Beta, VHS or U-matic—for recording) was unpopular with consumers, but at \$1,900, Sony’s PCM-F1 was a hit with studios.

PCM processors from Aiwa, Akai, Sansui, JVC and Technics rigidly stuck to the 14-bit EIAJ standard; only Sony’s PCM-F1, as well as the later PCM-701/501/601 units and the Nakamichi DMP-100—a black-finish F1 with improved analog components—offered switchable 14/16-bit performance.

Paired with the optional SL-F1 Betamax deck, the PCM-F1 was the first portable, DC-operated digital recorder. Alternatively, users could make simultaneous 4-track recordings by combining the PCM digital tracks with a video deck’s “hi-fi” tracks. This was great for live recordings where a board mix went digital and room ambience or mix position mics were routed to the hi-fi tracks. A few brave souls—myself included—even made multitrack recordings using two (or more) synchronized PCM-F1s. But one thing was certain: Whether stereo or 4-track, the democratization of digital had arrived. ■

*George Petersen is Mix’s executive editor.*



**MCI JH-400 Series inline console**

1972



**EMT 250 digital reverb**

1976



**3M Digital Audio Mastering System**

1978



**Sony PCM-F1 digital recording processor**

1981



# You know what they say about Allen Sides' legendary Ocean Way Monitor Systems...



Ocean Way's Record One (Studio A)



Ocean Way Hollywood (Studio D)



Ocean Way Nashville (Studio A)

"The Ocean Way Monitor Systems  
are the best speakers in LIFE!!!"

- **Bruce Swedien**

"I can't think of any large monitoring  
system I'd rather have in Skywalker Scoring  
Stage than Allen's Ocean Way Monitors."

- **Leslie Ann Jones**

"Ocean Way Recording's accurate and  
expansive monitoring systems are equally  
impressive in every room."

- **Jack Joseph Puig**

"The monitors Allen built for my private  
studio, which we used to mix the last  
Foo Fighters album, let me hear my music  
the way I want, very loud and very clear."

- **Dave Grohl**

"Allen and I share a passion for accurate,  
high definition speakers that have the ability to  
sound big and impressive for artists when it's  
required. The OWR monitor system squarely  
hits that mark."

- **George Massenburg**

**Well, now you know.** The amazing monitors  
enjoyed by the world's most respected mixers are  
now available, custom designed specifically for your  
studio by Allen Sides, exclusively through GC Pro.  
Want to put some Ocean Way in *your* room?  
Contact your local GC Pro Account Manager for  
more information or to schedule a private demo.

**GC Pro has expert  
Account Managers  
in nearly every territory  
of the USA... contact  
us today!**

 **800-935-MYGC**  
 **www.gcpro.com**



© 2007 Guitar Center, Inc. All rights reserved.  
All images and trademarks are property of their respective holders.

**GC PRO**  
**www.gcpro.com**

# Frigo Recording

## Engineering Couple Sets Up Shop Near Penn State

In 2000, engineer Marc Frigo and his wife, engineer Amy Frigo, moved from Nashville to the chilly Northeast, ultimately settling in Boalsburg, Penn., to be close to family while they raised their daughter, Bethany. After getting comfortable in their new locale, Marc Frigo gradually began seeking out and recording local and regional bands—something he had done for years back in Music City. However, there is no Emerald, East Iris or Ocean Way in this modest Penn State University town, so to get the job done, Frigo tracked drums in his basement, mixed in his living room or commuted to a nearby church or similar venue when he needed more space.

Keenly aware of the lack of commercial facilities in the area, the technically proficient couple filled the void with Frigo Recording.

The 900-square-foot studio comprises an 11x13-foot control room equipped with Digidesign's Digi 002 Factory workstation/control surface. (Plans for an upgrade to a Pro Tools HD system are in the works.) A set of Event Studio Precision ASP8s and a pair of Yamaha NS-10Ms provide near-field monitoring. The mic selection includes Shure and Audio-Technica models. The blue-painted main studio measures a 16x22 feet, suitable for drum tracks or small ensembles. A 12x22-foot lounge area doubles as an iso booth for vocals or acoustic guitar, while the bathroom and a closet serve as amp closets.

Frigo handled the majority of the studio design, construction and wiring, which proved a challenging learning experience. "None of it was usual for me," says Marc Frigo of the project, which involved everything from reinforcing and insulating walls to installing bathroom plumbing. "It seemed like there was always some little thing that needed to be done that would end up taking days! But it feels good to have done it."

With the studio fully operational since October 2006, the Frigos now have the opportunity to attract regional talent and clients with whom they developed relationships during their 10-year stint in Nashville. As graduates of Full Sail's Recording Arts program, the couple moved to Nashville in early 1991 and met later that summer at Woodland Studios, where they worked as staff engineers. Between the two of them, credits include the Indigo Girls, Patty Loveless, Bad Company, Bob Seger, Keith Urban, Jewel, Amy Grant, Kenny Chesney, Emmylou Harris, Larry Carlton and Gillian Welch, as well as a host of other country, rock and pop artists and songwriters.



PHOTO: AMY FRIGO




**Above:** Marc Frigo monitors in the control room while Jason De León from the Wilcox Hotel cuts vocals in the lounge/iso room. **Left:** The main studio.

"Reconnecting with some of the major artists and producers that we worked with in Nashville is an essential part of making Frigo Recording a success, and will ultimately enable us to keep working with the up-and-comers," says Frigo. "We can make arrangements to record in Nashville or elsewhere, and perhaps bring the tracks back to our studio to mix or simply have clients send us their tracks." They have already completed one such project for recording artist Lucy Diamonds, whose debut album, *Poor Dream Redemption*, will be released in late summer.

The Frigos also see the studio as a focal point and breeding ground for the local music community. Acts such as Will Diehl, Kevin Giannela, Nathaniel Hohol and rock band the Wilcox Hotel have all recorded promising albums here, with more on the way. Like many college communities, the clubs and bars generally hire cover bands, leaving original acts little opportunity to showcase their own music. The Frigos hope to not only help those acts get their music to the masses, but also unite and grow their fledgling community. "There are all these little pockets of talented people all doing good stuff, but it just hasn't been developed into a community yet," he says.

In the early to mid-1990s at Woodland Studios, the duo worked in the same windowless building, but rarely on the same session. Now that they have their own facility, they can potentially work together or trade off on sessions. "Frigo Recording is all about finding your passions and living them," says Marc Frigo, who currently assumes most of the engineering/production duties. "If you have God-given passions, you need to give into them fully, and my God-given passions are my family and recording and mixing music. That's what makes Frigo Recording successful and enables us to do great work and to continually please our clients. They see that passion and feed off of it." ■

*Heather Johnson is a Mix contributing editor.*



## The ADAM ART Tweeter Accelerated Ribbon Technology

ADAM's unique folded ribbon diaphragm moves air four times faster than any driver in any other professional monitor, resulting in incredible clarity, breathtaking detail and imaging like you've never heard before. You'll work faster, better, and more efficiently than ever.

### A7

## ADAMs For Everyone

The A7 combines ADAM's renowned A.R.T (Accelerated Ribbon Technology) folded ribbon tweeter with a state of the art 6.5" carbon fiber woofer, resulting in an extremely accurate monitor with all of the clarity, detail and spectacular imaging traditionally associated with the ADAM name.

- Two 50 watt amps ( one per driver )
- 46Hz - 35kHz +/- 3dB frequency response
- 135dB SPL @ 1 meter
- Front panel: stepped level control & power switch
- Rear: tweeter level, Hi/Lo shelving EQs
- XLR balanced and RCA unbalanced connectors
- 2 year warranty

... and you can own a *pair* for only **\$999!**



m.i.p.a. winner for best  
nearfield monitor 2007

# THRILLING EARS AROUND THE WORLD



# KEN BURNS' *The War*



PHOTO: NATIONAL ARCHIVES

By Matt Hurwitz

*Bringing the soldiers' experiences home, including this scene in Belgium, circa January 1945*

During World War II, while the rest of the world followed the conflict through theatrical black-and-white newsreels with patriotic music and narration, soldiers on the field saw the action from an entirely different angle. It is the soldiers' grim reality that documentary filmmaker Ken Burns has captured in his new PBS mini-series, *The War*, which premieres September 23.

Having worked on the series for the past six years, Burns notes, "World War II has been smothered with gallant, bloodless myths, and when we do that we do ourselves a disservice." The series focuses on the lives of servicemen from four American towns, revealing not only the experiences the soldiers has in the battlefield, but also the effects the war had on those back home. "If you weren't in this war or you weren't waiting anxiously

for someone you loved to come home, you're not in this film," Burns says.

Burns portrays the experiences of the soldiers as realistically as possible. Researchers at his Walpole, N.H., production office dug up pristine camera negatives of hours and hours of war coverage. But the most striking thing about the film is its soundtrack, which portrays in full surround—with lethal authenticity—the experience of the soldier in the field.

"Bullets whiz by your head, planes fly overhead and you turn your neck around," describes Burns. "And the debris from explosions seems to fall in your living room, at your feet. And that's the way we want it—to put you uncomfortably into the battle." The film is only Burns' second project to be mixed in 5.1; the first was the 2004 *Unforgivable Blackness: The Rise and Fall of Jack Johnson* about America's

first African-American heavyweight boxing champ.

To achieve the sound image he wanted for *The War*, Burns turned to a number of familiar collaborators: sound effects editors Erik Ewers and Ira Spiegel, and re-recording mixer Dominick Tavella. Ewers, who was also picture editor for three of the seven episodes, has worked with Burns since *Empire of the Air* (1991), Spiegel since the seminal *The Civil War* (1990) and Tavella since *Baseball* (1994). "Ken's essentially been using the same crew for years and years," says Tavella. "We have a real history, a shorthand of how things are to go down."

Sound effects editing for the series was split between two teams: Ewers, along with his co-editor Ryan Gifford (who also assisted in picture editing) and dialog editor Magdalena Violotus worked

# Authentic Sound Design Re-Creates the Soldier's Experience

on episodes 2, 3 and 6 at the Florentine Films offices in New Hampshire. Spiegel worked with sound effects editor Mariusz Glabinski and dialog editor Marlena Grzaslewicz (who worked on *Baseball*) in various locations, including home studios and T01 Sound in New York's Brill Building. Spiegel, Glabinski and Grzaslewicz worked on the remaining four episodes, which were picture edited by Paul Barnes and Tricia Reidy. Picture editing began in the fall of 2004, and sound effects work was done in winter/spring 2006. The teams were given five weeks per episode to complete their work.

First, spotting sessions were held with Burns, Ewers and Spiegel, along with co-director Lynn Novick, producer Sarah Botstein and supervising film editor Paul Barnes. "We'd watch through an entire episode, with everyone expressing their ideas," says Spiegel. "Ken has strong ideas about what he wants, but he's trusting and respectful of other people's ideas."

It was imperative that the two separate groups maintained consistency in their effects and preserved smooth workflow from editing to mixing. Ewers and Spiegel would stay in contact, when possible, to compare notes on various sounds. "One of us might ask, 'Okay, what are you using for a grenade?' or something like that," explains Ewers. "Due to the schedule, we didn't have a lot of time to talk—we just hoped that we'd come to the same conclusions. And I think you'll hear very little difference between his effects and mine."

The two teams also shared extensive effects libraries. While none of the sound effects heard were field-recorded specifically for the film, Florentine acquired massive libraries from previous films that had included original field-recorded sounds. Actor Tom Hanks not only provided the voice-over for journalist Al MacIntyre, but also the effects library from his acclaimed *Band of Brothers* HBO series. "We got a full drive of effects, probably 200 to 300 explosions, at least 200 different kinds of weapons. We

were quite fortunate," says Ewers.

Also used were the effects from Korean film *Tae Duk Gi* (2004), as well as a British archive that had recordings of the Mitsubishi engines in Japanese Zero airplanes—particularly useful in the first episode that depicts the attack on Pearl Harbor.

The remainder came from conventional sources, such as Sound Ideas, though these had to be used with care. "The trouble with [those sounds] is that they often sound too modern," Spiegel says. "They have automatic weapons or Abram 1 M1A tanks, which are too modern. That's why we went to *Band of Brothers* for the authenticity."

Authenticity was indeed the name of the game for *The War*: "When you see a German 88 [gun], you hear a German 88. When you see a Tiger Tank, you hear a Tiger Tank," says Spiegel. Adds Burns, "Even a Panzer tank in snow, a Panzer tank on wet road, a Panzer tank on dry road." The correct guns, correct arms, even correct airplane engines—lest a Japanese Zero sound like a P-41 Mustang.

During the mix, Tavella took care to ensure that Pacific battles sounded different from European battles. "It's very easy when you've got a ton of bombs and guns going off to make it too dense so it all sounds the same," he says. "Pacific battles were hitting islands, so the bombardment was from destroyers and battleships rather than long-range artillery. And Pacific battles weren't all-out assaults, but more sporadic firefights and skirmishes. The European battles tended to be all-out assaults."

Sometimes, if no library recording existed for a particular piece of armament, a sound needed to be created. "We discovered very early on that there are not very good recordings of German 88s," says Spiegel of the gun that could shoot down American planes and knock out tanks. "We had some recordings on an old German optical archive track. They were good as a reference, but they didn't convey the fright of the gun, and they had crackle on them and were recorded from very far away."




Okinawa; May 8, 1945 (VE Day)



Documentary filmmaker Ken Burns



Okinawa, 1945



Re-recording mixer Neve DFC Gemini at his home base: Sound One's Neve DFC Gemini



Normandy, France, circa June 6, 1944



So he and Glabinski built the sound from scratch. "We used three or four very powerful Howitzer artillery sounds, slowing them down to give them more body and weight. And I added a growl from a crocodile, which we synchronized with the recoil of the gun. So at the precise moment it fires, the barrel starts to recoil, and we synchronize the kind of metallic growl with that."

"We tried our best to stick to the archival sounds," adds Ewers. "But, of course, sound editors like to use sweeteners to make them a little scarier or a little more vibrant."

"Creative license trumps everything," adds Burns. "We're trying to wake up the past. If we're a few hundred yards away from a gun going off, we want to have that sound. If it's up close, we want to hear what the sound of a shell leaving the breach sounds like and the sound of the breach closing. And that recoil, and the sound of the artillery piece digging into the mud. All of these things create the verisimilitude that a veteran is going to respond to, and say, 'Yes, that's the way it was.'"

Most significant were the battle scenes,



Sound effects editor Eric Ewers

which made full use of Tavella's 5.1 mix. For Ewers, designing such scenes was helped by the fact that he had picture-edited his episodes. "I would actually start to work my picture around the sound to make a scene even more chaotic and more scary," he says. "We worked on the design two years before we even got to sound editing, so we were ahead of the game by that point."

Ewers and Gifford took particular delight in creating such incredible sound paintings. "Erik has a boy's affinity for this stuff," notes Burns. "Despite all the horror of war, it's also 'cool' at one level, with all the equipment and stuff. I just let Erik have free reign in just making all of that come alive."

Spiegel and Ewers would deliver the episodes as 48-track Pro Tools files, using a track layout pre-specified by Tavella. "I wanted to be able to bounce back and forth from show to show as easily as possible. So it was important to get everybody on the same page so that the layouts of their Pro Tools would be exactly the same," he says.

Tavella worked at his home base in New York's Sound One, working in Studio A. The room is outfitted with an AMS Neve DFC Gemini digital mixing console. And though it has a large theatrical screen with speakers behind, Tavella opted to view the film on a 42-inch plasma screen, listening through high-quality, near-field JVC powered monitors. "We set it up like a very high-quality home theater since the film wasn't intended for theatrical release."

In addition, after mixing the first episode, the engineer had a DVD copy made containing both his 5.1 and stereo broadcast mixes, which he brought home to give them a spin. "I checked it out on about six or eight different systems—everything from my own high-quality 5.1 home theater all the way to a little 11-inch mono TV. I could hear where we were going right and where we were deficient. So we knew that subsequent episodes would play well just about anywhere."

The complete mixing system included two Pro Tools rigs—one to play back dialog

## PORTABLE AUDIO MIXING



Rolls makes a variety of battery powered mixers to accommodate most any portable audio application. From live remote radio broadcasts to professional video recording, a Rolls mixer will fit the need.

The **MX56c MiniMix A/V** mixes a microphone with two stereo line inputs and a single mono line input. Individual line level and mic level outputs are provided.

The **MX34 LiveMix** features two mic inputs, switchable phantom power, pan controls, and phone outputs designed to connect directly to most video cameras - or any line input.

The **MX54s ProMix Plus** and **MX124 ProMix IV** each feature XLR mic inputs, switchable phantom power and low-cut filters, pan controls, phone outputs, and transformer-balanced XLR outputs. The MX54s has three mic inputs, the MX124 has four.

For complete info on these and all Rolls products, check out our website: [www.rolls.com](http://www.rolls.com).

All Rolls mixers are manufactured in the U.S.A.

**We've got something for the job.**

# ROLLS

5968 South 350 West  
Salt Lake City, UT 84107  
(801) 263-9053 - FAX (801) 263-9068  
[www.rolls.com](http://www.rolls.com)



**GO ON - RIP OUR MUSIC APART.**

That's what it's designed for.<sup>1</sup> We've created a library that's not only sonically arresting - but also highly editable. That's why many producers and editors think of us as the biggest fools in the industry.<sup>2</sup>

**NOW 97% DOLPHIN-FREE!**<sup>3</sup> Our music is also free of tempo or key changes within a cut - or from anything else that would prevent a clean edit. But each cue does have plenty of

loopable sections and a pasteable last note in the root key for a quick, natural-sounding ending.

**ARRHYTHMIC-FRIENDLY!** Unlike former US President Warren Harding every cut of ours has a pulse.<sup>4</sup> Even our most somber cues will still help the most rhythmless people<sup>5</sup> cut our music.

# HOLY CRAP. THIS MUSIC IS REALLY EASY TO CUT.

chapter two:  
**BASICS OF A  
VIDEOHELPER TRACK**

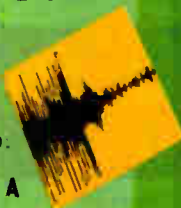

**WHO WANTS MUSIC THAT BITES STILL?**

Each cut is packed with emotional builds, attention-getting events and rhythmic breaks to accessorize the nastiest copy or epilepsy-inducing visuals. We give you a rollercoaster ride of dynamics that mood changes, hopefully without mild nausea or careening slowing deceleration.

**A "NOSE FLUTE ONLY" MIX?** We don't fill our discs with remixes or submixes, because you'll find them included in every cut. Plus, with built-in transitional elements and hits every .05, you can start or end a cut whenever you need to. Everyone's happy. We avoid filling our discs with useless "cutdowns" that might not fit your - or anyone else's - copy.

**SO...WANNA MAKE OUT?** Go to

VideoHelper.com where you can listen to our music online, find out more information or order our free CD demo with no obligation.<sup>6</sup> The desperately lonely can call 877-843-3643 and talk to an actual live human being.<sup>10</sup>



1. The word "rip" is a trademark of VideoHelper. © 2003 VideoHelper. All rights reserved. 2. "Fools" is a trademark of VideoHelper. 3. "Dolphin-free" is a trademark of VideoHelper. 4. "Pulse" is a trademark of VideoHelper. 5. "Rhythmless" is a trademark of VideoHelper. 6. "Make out" is a trademark of VideoHelper. 7. "Live human being" is a trademark of VideoHelper. 8. "Actual" is a trademark of VideoHelper. 9. "Demos" is a trademark of VideoHelper. 10. "Live human being" is a trademark of VideoHelper.

1. The word "rip" is a trademark of VideoHelper. © 2003 VideoHelper. All rights reserved. 2. "Fools" is a trademark of VideoHelper. 3. "Dolphin-free" is a trademark of VideoHelper. 4. "Pulse" is a trademark of VideoHelper. 5. "Rhythmless" is a trademark of VideoHelper. 6. "Make out" is a trademark of VideoHelper. 7. "Live human being" is a trademark of VideoHelper. 8. "Actual" is a trademark of VideoHelper. 9. "Demos" is a trademark of VideoHelper. 10. "Live human being" is a trademark of VideoHelper.

 **VIDEOHELPER**  
877-843-3643 [videohelper.com](http://videohelper.com)

and music, and the other for effects. These were passed through the DFC and out to four Akai DD8 random-access digital film dubber recorders—three for dialog, music and effects, whose outputs were then fed back into the DFC, and a fourth to record the final master. Tavella took full advantage of the Neve's "layering" capabilities. "These were very, very complicated and dense mixes. And since Ken's review time was limited, I had to come up with a desk design that would let me step back from the finished product and make any correction Ken wanted at the press of a button."

The typical process for mixing an episode involved mixing in three passes. In the first pass, which took typically two-and-a-half to three days, Tavella mixed the dialog and music, each to its own stem. The music included source material selected by the producers and editors, as well as new score recordings by jazz composer/performer Wynton Marsalis; his tracks were recorded at New York's former Right Track Studio (now part of Legacy Studios) in two sessions by engineer James Nichols and produced by the composer's brother, Delfeayo Marsalis.

Music editing was handled by Jacob

Ribicoff, who made the jump from effects editing to music editing on Burns' *Jazz*. The majority of the music was placed by the picture editors. "We do music differently from anybody else," notes Burns. "We get it in advance so that the music becomes an organic and authentic part of our editing process."

The editors would place the tracks roughly in the correct area, leaving it to Ribicoff to fine-tune—edit the music to make specific onscreen "hits," as needed, using Serato Pitch 'n Time. "It typically involves time compression or expansion of a certain section of music," Ribicoff explains, "slowing it down or speeding it up to catch a particular hit," such as a cymbal crash to match an onscreen explosion.

Once the music and dialog mixes were set, a second pass was made to mix the effects, for which a third stem was created, after which a third pass was made to create the 5.1 mix. Working from cue sheets supplied by the sound effects editors, Tavella would build the sound picture from tracks that were often very complicated, particularly in battle sequences. "The Battle of the Bulge sequence was huge," he recalls. "In something called the Schweinfurt Raids, which were

loaded with aerial bombardments, there were dogfights and lots of planes. You're inside the B-17s, the B-29s, and you have the machine guns shooting, the turret gunners, people yelling on the intercoms. And every episode is just filled with battles."

Not all parts of a battle sequence mean a barrage of sound. "I think nothing makes sound more effective than the absence of sound," says Burns, "particularly, say, during the surreal moments following an explosion. Sometimes we would purposely allow the music to suddenly rise up and the effects would pull back to an almost surreal experience, where you might just be hearing echoing, reverberating, distant sounds."

The resultant sound field takes what often has been a boring nuts-and-bolts recitation of strategy and armament and turns it into vibrant storytelling. "It doesn't have to be homework," says Burns. "There's an aesthetic aspect to history, and we're as interested in that as anything. This is much more emotionally immediate. It's like a big, huge sock right in our gut." ■

*Matt Hurwitz is an L.A.-based freelance writer.*

## the **ART & SCIENCE** of **MOVING AUDIO**

### New **6416 dio** Digital I/O Module

For moving AES3 audio long distances with the world's best clocking



### New **6416yz** A-Net® Interface Card

16x16 Pro64™ A-Net interface to Yamaha® digital consoles



### AT AVIOM, WE THINK OF AUDIO AS BOTH ART AND SCIENCE.

Our strength is moving audio—whether it's one channel or hundreds—from point to point to point, or throughout an entire network.

This unique blend of art and science produced A-Net®, the world's premier audio transport technology and the power behind Aviom's family of audio distribution and networking products. It's artistic in its innovation, innovative in its elegance.

So whether you are connecting the live stage and the recording studio, sending AES3 digital audio long distances, or managing your audio network's master clock, Aviom does the job faster and easier, for less.

**A-NET** THE POWER OF DIGITAL, THE SIMPLICITY OF ANALOG

All Aviom products are activated by A-Net®, the world's fastest audio transport technology, designed specifically for the unique demands of streaming audio.

World Radio History

**AVIOM**

For more information visit [www.Aviom.com](http://www.Aviom.com)



Waves Presents

# Surround

The Movie

Starring the Wizards of Sound!



## 360° Surround Tools

For the creation of sophisticated, accurate Surround mixes for today's multi-channel listening environments, absolutely nothing compares.

Including:

- C360 Surround Compressor
- L360 Surround Limiter
- R360 Surround Reverb
- S360 Surround Panner
- M360 Surround Mixdown
- M360 Surround Manager
- LFE360 Low Pass Filter
- IDR360 Surround Bit Re-Quantizer
- S360 Surround Imager

Also available **IR360 Surround** Parametric Convolution Reverb  
[www.waves.com](http://www.waves.com)





# Still Crafty After All These Years

## Old Friends Reconnect to Celebrate Paul Simon's Gershwin Prize

By Bud Scoppa

This story I'm about to tell begs to be adapted as the screenplay for a buddy movie. The plotline goes back four decades to the leafy quadrangles of Princeton University, motors up the New Jersey Turnpike to Greenwich Village and then crisscrosses the country in a mobile truck with the King Biscuit Flower Hour crew before working up parallel subplots in New York and L.A. The climactic section, set in the present, is played out against a tableau of gleaming hardware and technological breakthroughs, which only serve to reinforce the deep and longstanding bond that connects the protagonists.

The main characters are Bob Kaminsky, once a producer for King Biscuit and now a partner at RipTide Music, a "business-to-business record label" in L.A.; XM Productions/Effanel Music head Randy Ezratty, whose remote trucks were once used by Kaminsky for King Biscuit remote recordings; veteran producer/engineer Robert Margouleff, founder of Hollywood's Mi Casa Multimedia; and studio


architect/acoustical designer John Storyk, co-owner of New York-based Walters-Storyk Design Group and the Princeton classmate of Kaminsky's brother, Peter, and soon thereafter Kaminsky's roommate in a Village bachelor pad, as well as his handmate in a blues combo.

Storyk and Margouleff became friends when the latter was recording Stevie Wonder's *Music of My Mind* album at Jimi Hendrix's Electric Lady Studios, which had been Storyk's first major studio project. Margouleff is one of two godfathers of Storyk's daughter, as is producer/engineer Eddie Kramer, who worked with Storyk on Electric Lady. He describes Kaminsky as an "unofficial godfather."

Spider-Man couldn't weave a web this tangled, but there's more. It was Storyk who introduced Kaminsky to RipTide founder Rich Goldman a quarter-century ago, when Kaminsky was doing A&R for A&M Records and Goldman owned and ran the Storyk-designed Fifth Floor Recording in Cincinnati. A quarter-century later, Goldman and Kaminsky are working side-by-side at a company whose musical range, Kaminsky notes, "goes from indie bands to the Library of Congress."

The joint mission that brought all of the above back together in 2007: creating and recording a concert and TV special for PBS commemorating Paul Simon being honored with the first Library of Congress Gershwin Prize for Popular Song.

The seeds for the event were sown in 1999 when the Kaminsky brothers approached Dr. James Billington—the Librarian of Congress and Kaminsky's professor back at Princeton—with the concept for be-



One of the highlights of the concert aired on PBS was Paul Simon's performance with Ladysmith Black Mambazo.



The production team at Mi Casa. Standing: Brant Biles (left) and Robert Margouleff; seated, Bob Kaminsky (left) with Mix's L.A. editor Bud Scoppa.

stowing what would be the nation's highest honor for songwriting. Fast-forward eight years to the moment when the Gershwin Prize finally became a reality, with Kaminsky as the executive producer and brother Peter functioning as head writer.

"When Paul said, 'Yes,'" says Bob Kaminsky, "the first call I made was to Randy at Effanel to make sure we could bring in John Harris, who worked with me during the King Biscuit days, and Mitch Maketansky, a great audio producer who was trained at King Biscuit. We then confirmed XM/Effanel Studios in New York for the mix. And then I decided to do the post-conform, sweetening and correction at Mi Casa because TV shows are all over the place and these guys know how to make it into a cohesive audio experience."

—CONTINUED ON PAGE 52

# Hans Zimmer's Scoring Collective

## Composer Collaboration at Remote Control Productions

By Matt Hurwitz

Film composer Hans Zimmer looks up from his computer monitor and keyboard to deal with an interruption. Although he's busy at work on a score, there is always time for this kind of intrusion: His small children have arrived for a visit and have brought dad some choice artwork to add to his collection.

Zimmer is master of his domain in the cavernous space known as "Hans' room" at Remote Control Productions in Santa Monica, Calif. With its exquisite wood paneling and flooring and plush furniture and accoutrements, the room "reminds me of a Viennese brothel," the composer jokes. While the fine-art books in the bookcases may say one thing about the space, the racks of vintage Moog synthesizer modules and patchbays and rows of other gear send a

clearer message: If you come to this brothel, you'd better come equipped with a tune.

Comprising a dozen composing rooms, two state-of-the-art mixing studios and a recording space, Remote Control provides a home not only to Zimmer, but also to a great many other composers who have come up through the ranks to become some of the film and television businesses' top scorers. Harry Gregson-Williams, John Powell, Steve Jablonsky and James Levine are but a few who take refuge at the facility.

"Harry said to me, 'Do you know, in the summer, if you look at the box office, four out of the top five films were done

by people from here?'" remarks Zimmer, who himself has written scores for such

—CONTINUED ON PAGE 53

PHOTO: MATT HURWITZ



Hans Zimmer relaxes in his room at Remote Control Productions.

# Walking on Dead Fish

## Film Documents Youngsters' Lives After Katrina

By Janice Brown

A new documentary by first-time director Franklin Martin follows the East Saint John high school football team of LaPlace, La., through its extraordinary 2005 season. A small Cajun town just outside New Orleans, LaPlace became a refuge for 20,000 displaced evacuees after Hurricane Katrina. Its high school system took in 1,700 displaced students, 500 of whom landed at East St. John. With personal ties to New Orleans, Martin had been following the disaster from his home in Los Angeles, but first heard about the East St. John football team while on a flight to New York for a 9/11 memorial.

"I bought every magazine with Katrina coverage, and by the time I got on the plane I'd already decided I had to go down there and do something," Martin recalls. "I read an article about this little

high school coming up against its arch rival and how they had to integrate all these displaced players." Martin himself had been displaced in New Orleans for a brief period as a child, so the story struck a chord with him. He is also a former college basketball player, current NBA and collegiate-level basketball trainer, and lifetime New Orleans Saints fan. His passions for filmmaking, athletics and the Big Easy converged in an instant. East St. John's first game was coming up right after the 9/11 anniversary, so he left New York and flew down right away.

Six months of shooting followed, with only Martin and his camera taking initial footage and the camera's built-in omnidirectional mic capturing audio. "I made the decision to do this guerrilla-

style because of the circumstances down there," Martin explains. "I wanted to become close to my subjects and knew I

—CONTINUED ON PAGE 60



From left: Robert Wear, Guillermo de la Borreda, Dain Blair, Franklin Martin and Gerhard Joost

# Horror Audio

## Mixing Mayhem Can Be Fun

By David John Farinella

Effects mixer Gregg Rudloff wants to make you feel uneasy. Granted, that's not usually the assignment for the two-time Oscar winner (for *Glory* and *The Matrix*) and four-time nominee (most recently for *Letters From Iwo Jima*, profiled in the January 2007 *Mix*). But his latest mixing job is for a shake-'em-up scary film—*The Invasion*, a remake of the 1956 classic *Invasion of the Body Snatchers*. Rudloff is one of many audio post-production professionals riding the current wave of horror popularity.

Rudloff says that from a mixer's perspective, the onscreen action in a horror film is obviously different from a romantic comedy (like *Must Love Dogs*, which he mixed in 2005), but the overall purpose of the audio is the same no matter the genre: "You are there to support and enhance the storytelling in whatever fashion the filmmaker wishes, but with a horror film you kind of go counter to what you might do in the other genres. A horror film is darker in tone; it's more ominous, it's brooding. So in the sound mix, you want to keep your audience uncomfortable.

"We do a lot of things sound-wise to help the filmmaker achieve this, whether it's misdirecting the audience or building false tensions or scares. We might build a

false sense of security before something scary happens," he says. "Where in other films you might want to have nice, smooth transitions between scenes, in a horror film we might do the opposite: We might make an uneven transition so that it startles the audience a little bit—not spill-the-popcorn startling, but just something that's a little off and uneven about it. It can be something as subtle as a background sound."

For instance, he'll often set up an ambience track that includes a handful of elements, and as he wants the mood to change he'll take something out. "Hopefully, the audience won't be aware of it, but it will affect them," he says. "Sound effects and music are both great tools for doing this, but the key is that you don't want the audience to feel that you're [leading] them this way."

Melissa Hofmann, who recently completed work on the psychological thriller *Captivity* after working on such titles as *Black Christmas*, *Thank You for Smoking*, *My Big Fat Greek Wedding* and a slew of thrillers during her varied career, agrees that one difference in the horror genre is that the audience is kept off-balance, often by the lack of sonic build in the soundtrack. "You gotta keep coming at them," she says. "It's gotta be, 'Let's kill somebody now! Let's kill somebody else!' You have to keep the action going."

In the case of *The Invasion*, "The movie starts off going great guns," Rudloff says. "[The viewer] has no idea what's going on when this movie starts. They are with Nicole Kidman in the middle of her world, which is in utter chaos. So this isn't a nice, slow-building movie. The moments where Nicole's world is in total disarray are where the most apparent oddities are and where the weirdness in our sound is. By the same token, the soundscape of this movie is going to change throughout."

PHOTO COURTESY WARNER BROS. PICTURES



Nicole Kidman in *The Invasion*

Supervising sound editor Perry Robertson, who has worked on the latest *Halloween* project, as well as the Rob Zombie flick *The Devil's Rejects* and many others, points out that while horror has its own challenges, at times working on a loud movie is easier than a quiet, simple film. "You hear every detail [in a quiet movie], where in some of the bigger scenes [in horror films] it gets so loud that you can hide it if you have bad production [tracks] or whatever. As far as horror goes, we are trying to set moods."

"If the picture is leading them to be jarred, then we have to support that with sound or lead it with sound," Hofmann says. "If it's an environmental sort of thing, then sound can play a huge part of giving a feeling without necessarily the audience even knowing. Those subtle things can help to build up to or support the bigger things. Or on something that's more psychological, they can be a big element of that subconscious feeling. People don't even think about it; they just kind of squirm a little and that's what we are after. I love that—to be able to get to them without them even realizing it, to get them on that visceral level."


Hofmann had the opportunity to do just that while working on *Captivity*, as she manipulated the character's dialog tracks to up the film's creepy factor. "There are two captives in separate rooms who talk through a vent," she says. "The captor has an intercom between the two rooms, so they can hear each other through the intercom. You can hear some direct sound through glass. Then



Gregg Rudloff creates "uneasy" sounds for horror films, including *The Invasion*.



# hear **your** vision



## UNIVERSAL STUDIOS SOUND

- Mixing Stages \_ Sound Design \_ Digital Sound Editing Services
- Digital Mastering \_ Restoration \_ Trailers & Commercials
- ADR \_ ISDN \_ Foley \_ Projection \_ QC \_ Telecine Services
- Audio/Video Transfer \_ Gigabit Ethernet Network
- Engineering/Technical Support
- Wireless Internet Access
- Business To Business Website



UNIVERSAL  
OPERATIONS GROUP

818.777.0169 800.892.1979  
[WWW.FILMMAKERSDESTINATION.COM](http://WWW.FILMMAKERSDESTINATION.COM)



*Melissa Hofmann upped the creepy factor in Captivity by manipulating dialog tracks.*

the captor has a horrible sound torture thing that he plays really loud."

One of the things that helped make this soundscape work, Hofmann explains, was the fact that the film's picture editor, Richard Nord, had ideas about the soundscape and temped in an interesting track. "I think that's one thing that helps a lot," she says, "if the picture editor is very creative and helps to get an idea of the sound as he goes through."

It also helped that the sound design team, headed by Scott Sanders and Robertson, had the musical score from Marco Beltrami before their work started. "It was a unique situation, because Marco did a lot of ambient stuff and we had that before we did the sound design, so they were able to integrate the sound," Hofmann says. "It all worked together to make this rich, thick and compelling soundtrack. There's a lot of detail."

"You can't tell where the design starts and the music ends," adds Robertson, "or where the music starts and the design ends. It is awesome-sounding."

Rudloff, Hofmann and Robertson agree that the subwoofer can be used effectively while mixing a horror film. The key, however, is to use that low end judiciously. "Live by the sub, die by the sub," Hofmann says with a laugh. "The standard is that if you want to make something louder, you make something softer before it. You've got to have dynamics."

"I do a lot of loud movies, but I don't think that very loud, bombastic sound is the best direction, even for action movies," Rudloff notes. "I like to use the sub for impact occurrences. Obviously, if there's an


explosion or if somebody kicks in a door, you can use the kick, but I don't like to have it as a steady element. I think it muddies up the sound; it clouds the details that might be apparent in other areas."

Sonic details, in fact, seem to be prevalent in horror mixes, Rudloff adds. "I would say that there are more abstract sounds in horror films, things that you wouldn't normally put in a scene because you're trying to create this odd world that's not quite in sync," he says. "We will use a lot of [sonic] treatment on a horror film. Even on something like a door close, I might add more low end. I may want to have a little weirdness to it. I might add a little flange or pitch it. Again, it's not a traditional sound that the audience is comfortable with and you can use it on anything, even dialog."

Then there are the times when you want to make an audience jump. "People go to horror movies because they want to be a little scared," Robertson says. "I think the problem that people get into is that they pre-sell the hit or the chop with scary music. I think you've got to use the element of surprise to make them jump. People are so jaded these days, and it's hard to make anyone jump anymore. Part of it has to be the picture, part of it has to be the music and part of it is the sound. You hit them with a loud sound using subwoofers. If you get that quick hit from the sub, you'll feel it in your chest."

From top to bottom, horror soundscapes are meant to be as fun as the films themselves. Hofmann recalls a time when she was working on a temp mix for the 2003 film *Freddy vs. Jason*, and director Ronny Yu was in front of the stage jumping up and down. "He would be screaming, 'Yes, yes! This is the WWE!' He wasn't trying to make a cinematic masterpiece," she says

PHOTO: SANDRA MOLINA



*Perry Robertson judiciously uses subwoofers to make the audience members jump out of their seats.*

with a laugh. "He wanted it to be a good time. These are two horror kings that are fighting it out, throwing stuff, but doing it in a gory movie fashion. That's when it's fun—when you can go for it and they are not taking it too seriously. If you're doing horror but they are trying to do some masterpiece, then it's tough to get those two to jibe together." ■

## Paul Simon

—FROM PAGE 48

A week of rehearsals took place on a New York soundstage taped off to mimic the stage of Washington, D.C.'s Warner Theatre stage, with Effanel's Digidesign ICON-equipped L7 truck parked outside. "We then moved the whole thing to George Washington University and rehearsed there for two days, and then moved the whole thing again to the Warner Theatre," says Kaminsky. "So the band was playing together for 10 days. Paul was at just about all of the rehearsals. We had a fantastic afternoon watching him teach James Taylor 'Still Crazy After All These Years.' That was like seeing a master class in song interpretation."

The concert, which took place on May 23, featured Art Garfunkel, Taylor, Stevie Wonder, Lyle Lovett, Allison Krauss, Stephen Marley, the Dixie Hummingbirds, Ladysmith Black Mambazo, Yolanda Adams, Jerry Douglass, Marc Anthony, Jesse Dixon and Shawn Colvin. The three-hour show would be edited down to 90 minutes for the PBS special, which aired June 27.

The Pro Tools and RADAR files were transferred to Jazz At Lincoln Center for mixing on one of the facility's three ICON controllers, with Harris—who, like Ezratty, had recorded countless King Biscuit concerts with Kaminsky by his side—and Rob Macomber at the console. Phil Ramone mixed Simon's performances with the artist on hand.

Says Ezratty: "The L7 truck was designed as a clone of Jazz At Lincoln Center Studios, so everything that John worked on in preparation and during the show was instantaneously recalled. That made the project flow more efficiently than anything we've ever done."

From there, the mixes were sent to Mi Casa for 5.1 post-production sweetening, with Margouleff's partner, Brant Biles, at the Sony SIU 100 interface. Back in the '90s, Margouleff and Biles had come up with the idea for a facility dedicated to creating state-of-the-art audio for TV viewing. They set up the facility in Margouleff's Spanish-style home at the base of the Hollywood Hills; its



original owner was Bela Lugosi.

"This show is the real convergence of everything that's good about audio on television," says Margouloff. "It brings together the best possible audio in 5.1 and the best possible reproduction with high-definition video—and it doesn't get any better than that."

It took a lot of work to make the sound of the concert as aired seem completely natural. Biles worked primarily with the SADiE PCM-H64 recorder/editor running CEDAR Retouch and the same company's noise-reduction package. "We did the project in full surround," Biles adds. "There was an editor in New York who did his stereo version and that served as a template, with down-and-dirty rough cuts. Two recordings were done at the show—a Pro Tools recording of the band itself and a 24-track RADAR recording with all the announcer, ambience and voice-over mics. So it was a matter of taking the realized video edit and putting these pieces together—being able to push audience and emphasize response to jokes and things like that. There were also clips to integrate. You can hide a lot of things in stereo, but when you've got a mix of musicians and then ambience mics placed in your mix throughout, it's much harder to crossfade from one bit of audience to another and not hear the difference in audience attitude over the course of the show. So sometimes I would have to take their mix, sample-align it with the RADAR tracks and supplement the ins and outs of the songs."

Says Kaminsky of the process: "Thanks to DigiDelivery, we were able to take mixes from a studio in New York and have it translate perfectly to a studio here in L.A. One day we called Effanel in New York, and said, 'Hey guys, the piano in the Marc Anthony song needs to be a little bit louder and the guitar solo needs to be a little louder. Can you redo that and post it in two hours?' And they went. 'Yup.'" ■

*In 1980, while doing A&R at Arista Records, Bud Scoppa tapped Margouloff to produce the Bus Boys' album Minimum Wage Rock & Roll. In another twist of fate, Scoppa wrote the liner notes for Columbia/Legacy's reissues of Simon & Garfunkel's studio albums; he recently completed the notes for Simon & Garfunkel Live 1969.*

## Hans Zimmer

—FROM PAGE 49

blockbusters as the *Pirates of the Caribbean* franchise, *The Da Vinci Code*, *The Crimson Tide*, *The Lion King* and so many others.

The facility began 10 years ago when fel-

# SONIC MAXIMIZER



What's in a name?  
Depth. Detail. Definition. Clarity.  
Get more with the push of a button.

**BBE**

[bbesound.com](http://bbesound.com)

5381 Production Drive • Huntington Beach, CA 92649 • 714-897-6766




# All the reverb you'll ever need



DVR2

VSS3

NonLin2



## System 6000 Reverb Bundle for TDM

We've already brought legendary System 6000 reverbs to your Pro Tools rig. Now those world-renowned classic, vintage emulations and source-based reverbs are available in a convenient Pro ToolsHD bundle.

When it comes to depth, localization, spaciousness and character, there's no questioning the quality of TC Electronic reverbs. Reverbs from TC's flagship System 6000 have been used for years by high-end mastering studios and by Oscar-winning sound designers.

When you're ready to expand the choices of quality reverbs in your Pro Tools rig or live digital console, ask your Pro Tools dealer about the System 6000 Reverb Bundle for TDM or go to [www.tcelectronic.com](http://www.tcelectronic.com).



**SYSTEM 6000**  
Ultimate Multichannel Processing Platform

PRO TOOLS **HD**

**t.c. electronic**  
ULTIMATE SOUND MACHINES

TC ELECTRONIC A/S DENMARK ▶ ☎ +45 8742 7000  
TC ELECTRONIC INC USA ▶ ☎ (818) 665 4900 ▶ MAIL: [INFO@TCELECTRONIC.COM](mailto:INFO@TCELECTRONIC.COM)  
[WWW.TCELECTRONIC.COM](http://WWW.TCELECTRONIC.COM)  
World Radio History

low composer Mark Mancina suggested the two share some space. "I wanted to build one room for me, and Mark, who's a friend, said, 'Wouldn't it be nice if we could share space or something?' It made it cheaper, but, at the same time, it seemed like a nice idea to have a sort of collaborative facility." Thus was born Media Ventures, which recently changed to its current name, Remote Control Productions.

The collaborative atmosphere concept stuck. Composers routinely pop their heads in to check out colleagues' work, tossing in the occasional idea. "I probably get more ideas from Heitor [Pereira, composer and Zimmer team member] than I give him," Zimmer says. "I've done 100-odd movies, but every time I start a new one I just sit in front of a blank page.

"The other day, Harry was mixing something, and after hearing it I just went straight back to my room and threw my stuff away and started again. We are competitive and there is a challenge, on an aesthetic level, which is really great. I heard his piece, and thought, 'Hang on a second—I better live up to that.'"

#### ANOTHER SET OF EARS

One collaborator who can frequently be found alongside Zimmer is scoring mixer Al Clay (who alternates with engineer Alan Meyerson, depending on the project and schedules). The two met in London in 1983 at Trident Studios, where Zimmer was busy programming a Fairlight Series I sample sequencer for, as he describes it, "this horrible disco track."

"I was a tea boy," Clay recalls. "It was 10 minutes into my first day, while I was being shown my duties. I walked in, sheepishly looking around the room, and saw this guy in leather pants and a flight jacket beating away on something."

It didn't take long for Clay to make an impression. "I had just spent three days programming on this little computer," says Zimmer, "and he came in and tripped over the mains cable—ripped it out of the wall. I hadn't saved and three days' work went up in smoke, and I went hysterical."

"He was screaming, 'It's crashed! It's crashed!'" adds Clay. "I was thinking, 'Crashed—obviously a bad thing. I don't know what it means, but I'll help you fix it.'" Zimmer adds, "He didn't seem too phased by my screaming, so I thought, 'Whoa! Character strength. Guy can take a beating.'"

Not long after, Clay was hired by the composer, and the two began working long hours at Zimmer's tiny studio, Little Yard, in

# BBE<sup>®</sup> MAX-X3



BBE Sonic Maximizer and  
3-way Crossover...  
Two processors, one great unit.



[bbesound.com](http://bbesound.com)

5381 Production Drive • Huntington Beach, CA 92649 • 714-897-6766


**YOU ANSWERED!**

**SmARTRACK™**

**MPATHX™**  
WE CONNECT

MPATHX.COM

(316)262-8788

A man with extensive tattoos on his arms and chest is wearing a red t-shirt. He is standing in front of a large, professional audio mixing console. The lighting is dramatic, with strong red and orange tones, creating a high-contrast, moody atmosphere. The man's expression is serious and focused.

The feeling is unmistakable. It swells in the center of your chest, nothing can hold it back. It's passion – the engine that pumps your creativity into overdrive.

We know what it means to be passionate. For over 30 years, the same spirit and enthusiasm have driven TASCAM to engineer proven audio/video so solutions that empower our customers to share their passion.

"One likes to believe in the freedom of music." With TASCAM, you can do more than believe. You can make it happen.

**TASCAM**   
MAKE IT HAPPEN

[www.tascam.com](http://www.tascam.com)

**SHOW THEM  
WHAT PASSION  
SOUNDS LIKE.**

© Copyright 2007 TASCAM, Inc. All rights reserved.  
A division of TEAC America, Inc.

World Radio History



West London. "We used to do tons of commercials, which was a great way for Hans to pay for the new equipment he wanted to use," Clay says. "We'd literally do two or three jingles in the morning, and then we'd be back on the film score in the afternoon."

Clay certainly proved his worth on Zimmer's first big film project, Chris Menges' 1988 film, *A World Apart*. "There was one scene that I absolutely didn't know how to write," Zimmer recalls. The composer put picture up and simply played against the image. "I hated everything. And then about 9 o'clock, Al said, 'Well, come and have a listen to this.' He played me this really beautiful track, and I said, 'What's that? Where did you get that from?' He said, 'Oh, that's the first thing you played this morning.' He knew that I needed to go through the process, and he kept his mouth shut all day. He'd already done it."

Zimmer brought Clay with him from the UK for his first big American film scoring project that same year, *Rain Man*, recorded at the former Record Plant West on the Paramount Studios lot.

#### WRITING TO PICTURES

While the workflow might vary from project to project, depending on the film and its director, Zimmer follows a fairly unique process for his scoring work. Avoiding traditional spotting sessions, Zimmer begins simply by meeting with the director to go over the film. At the same time, he sometimes can base his themes on something as simple as a photograph. While director Gore Verbinski was shooting his 2005 film *The Weather Man* in Chicago, Zimmer was trying to get a grasp of the film's emotional experience without seeing any footage. "I said to him, 'I can't make heads or tails out of this. What is this going to be? Send me something.' And he sent me a photograph from the set, with those green hospital walls and with a clock in the corner. And I wrote pretty much the whole thing just from that photo."

The first thing Zimmer does is create a 20-minute suite containing all of the dramatic and character themes. Once the demo suite is completed, Zimmer will play it for the director and producer. "Hans will explain the parts for each character and the overall feeling," explains Clay. "It gives the director a chance to say, 'Yes, I like that,' or, 'No, that could be even more...' But what they hear, actually, isn't going to change drastically when they walk into the studio and hear the orchestra, so there are no surprises. Hans' 'demos' will be very, very close to the final product."

# LOSSLESS COMPRESSION



MaxCom actually reveals sonic details lost with ordinary compressors.



bbesound.com

5381 Production Drive • Huntington Beach, CA 92649 • 714-897-6766

## COME & GET IT!

- ▶ 7 DC & 7 AC Outlets
- ▶ Computer Controlled
- ▶ Sequence All AC/DC Outlets
- ▶ 7000 Joules
- ▶ Reduce Noise, Heat & Waste
- ▶ Firmware & Software Upgrades



SMARTRACK™



MPATHX™  
WE CONNECT

MPATHX.COM

(316)262-8788



# Hear no hum!

Look for InGenius inputs  
in your pro audio gear



## InGenius<sup>®</sup>

Balanced Line Receiver ICs

THAT Corporation

Analog ICs for Pro Audio™

www.thatcorp.com/mix2.html e-mail: mix2@thatcorp.com

## TIME TO LET YOUR TRACKS SHINE



You've invested time and money into your gear, room, and setup. Now you expect your tracks and mixes to shine with all of their potential detail and clarity. Your digital converters must preserve these qualities for a successful recording!

Let the award-winning DAC1 and ADC1 converters free your tracks from unwanted digital distortion and reproduce your sounds transparently and faithfully. Benchmark's exclusive UltraLock™ technology is world renowned for eliminating the devastating effects of jitter. We're proud of the many testimonies from successful engineers who credit the DAC1 and ADC1 as essential equipment in their studios.

800-262-4675

www.BenchmarkMedia.com/mix

*Benchmark*  
...the measure of excellence!™

Once everyone is in agreement, Zimmer begins composing the film to picture, scene by scene, with director meetings continuing two to three times per week. "Some people work just writing it all out on manuscript and scoring three or four or five days," says Clay. "The director will come down and hear it for the first time in its finished state with a full orchestra, and they may not like what they hear. Doing it this way just saves you that big surprise at the end."

Even though he is not composing any of the music himself, Clay is involved in each of those meetings. Says Zimmer, "I don't see the recording engineer as being separate from the musicians. They can't do what they do in isolation; we're all part of the team."

The team also includes a handful of additional composers who help flesh out Zimmer's ideas after he's created his initial composition for each cue. Explains Clay, "Hans will have this great idea, and he'll pass it on. He'll rely on these people all around him to see it through."

"Hans gives you a road map of the cue," explains composer Henry Jackman. "He's written a 2:30 piano piece, with loads of key changes, the mood of the movement. So you've pretty much got all the ammunition, emotionally." Jackman will lock the cue exactly to picture and begin applying Zimmer's music to the scene. "If you don't do that by the frame and you start doing a massive orchestration, you might find yourself going, 'Hang on a minute, I'm missing all the cuts.' It's much better to apply the map first." Once completed, he can begin orchestrating the cue, with Zimmer dropping in every so often throughout the day to make sure Jackman's work maintains his original ideas.

Zimmer's own composing environment is made up of a mixture of state-of-the-art recording technology and vintage instruments and sources. Choosing which instruments will be used for which film depends on the project, he says. "And people constantly seem to mis-hear what I'm doing. They're criticizing synth sounds on *Pirates* when there are no synth sounds. All it is is an orchestra shoved through a big Marshall stack.

The composer has a great affection for analog synth equipment, including Moog modules recently used on *The Da Vinci Code*. "There just came one bit where I had to drag out the big old Moog because nothing else had that sort of resonance." He typically records to Pro Tools using a Cubase sequencer and GigaSamplers.

New equipment and software arrive fair-



# they shoot... he scores

**Bob Fernandez - film score mixer**  
**MKH8000 Series Modular Microphones**

Bob Fernandez' has been the scoring mixer on an incredible number of major movies since 1979. Hundreds of films, including all of Clint Eastwood's, right up to his work on this year's Spiderman 3. Bob knows his stuff and he knows it takes Sennheiser to get it. Offering a flexible modular design that's impervious to weather extremes, our MKH8000 series gives you special new symmetrical capsules to eliminate transducer non-linearity, exceptionally low self-noise, extended high frequency response, accurate directional patterns and much more.

Get your hands on one of the greatest mics ever to come from Sennheiser. You won't believe how good a microphone can be. [www.sennheiserusa.com](http://www.sennheiserusa.com)



**MKH 8020**  
Omnidirectional




**MKH 8040**  
Cardioid



**MKH 8050**  
SuperCardioid





**332 STUDIO**  
Stereo / 5.1 Mixing & Mastering

T.C Electronic System 6000.Lipinski.  
Dangerous Music.Cranesong.Manley.  
Avalon.SSL.Digital Domain DD-2.  
Weiss.DCS.Z-Systems.

Architects: Walters-Storyk Design Group.  
Acousticians: John Storyk.Renato Cipriano.  
Dirk Noy.Sergio Molho

info@332studio.com // www.332studio.com

PHOTO: MATT HURWITZ



Al Clay began working with Zimmer in 1983.

ly regularly at Remote Control, but it rarely is put to use straight out of the box. Upstairs in a loft space filled with cool old gear (like a Commodore 64 with its original ROM card and built-in MIDI interface), engineer Mark Wherry can be found taking things apart and making them fit. "[Wherry is] really a thinker and philosopher of musical technology," Zimmer says.

"Mark doesn't just screw around with stuff," Clay comments. "He actually has the ability to take the software and rewrite it."

According to Wherry, "There's a lot of things that Hans uses, like the touchscreen in front of him that has custom software that drives it. And we've customized things to allow the Gigas to work slightly better." He and his team also designed and built a custom network MIDI solution that can handle the facility's 14 GigaStudio computers with a large number of MIDI interfaces.

The mixing system includes three Pro Tools rigs—one for synth outputs of Zimmer's drums and percussion, etc.; one for orchestra; and a third to handle the mix. Clay says Zimmer remains quite involved down to the mixing stage.

"He'll have a definite plan of what he wants, and he thinks spatially," notes Clay. "For *Da Vinci Code*, he had a vision of the viols up in the gallery at AIR Studio, and as he was writing he knew that would be the case. So when it came time for mixing, he knew he wanted them in the surrounds, and we put them up there.

"A lot of people are either techno-heads or they're strictly composers and fumble with the technology," Clay says. "One of the great things about Hans is that he's got that technical head, but also the free composer head, and he somehow manages to marry the two." ■

## Walking on Dead Fish

—FROM PAGE 49

could do that better alone, plus there was nowhere for me, let alone a crew, to stay." He settled at a motel in West Baton Rouge and drove the 170 miles round-trip to and from East St. John High every day, sometimes more than once.

The football team took on 20 displaced players from 20 different high schools, and the unique assimilation triggered remarkable results in that '05 season. Martin documented the entire thing, shooting throughout the season—starting out with a Canon XL 1 and moving to a Panasonic DVX-100A—and then returning to shoot the January awards banquet, spring graduation and concluding summer scenes.

"At the beginning, I told these people, 'Listen, I just want to be part of your lives and record history,' and I hoped I'd find a story that would be good enough for local cable or something," Martin shares. "But as I started shooting, I realized the story was an amazing one, and I eventually stepped up production by bringing in another cameraman and equipment." The addition of lavalier and boom mics dramatically improved the film's audio at this stage, but the proverbial damage was already done: The camera's omni had picked up copious environmental noise, and sound for the first portion of the footage was a serious problem.

"My thought was that the problems facing this little team—lack of equipment, lockers and playing time—would be a microcosm of the problems facing the school: lack of books, classroom space and teachers," he says. "Of course, that is a microcosm of the problems facing the community: lack of food, water and shelter. This amazing story and important message was all there, but I would say about 30 percent of it was inaudible."

Post-production for *Walking on Dead Fish* exposed Martin to the wonders of replacement sound design and the restorative abilities of a good sound mixer. But only after a distressing setback. "I've heard post can be a nightmare and this really almost was," Martin says. "I did my temp music and initial mix with my first music supervisor, and it was truly near-disaster. I had important scenes with inaudible dialog and an audio editor telling me we couldn't use them."

Surprisingly, it was through his Pro Development Camp that Martin found help. Dain Blair is the executive creative director at Groove Addicts in Los Angeles and the father of a young basketball player in one of Martin's clinics. "Franklin and I had spoken a few times about what we do here at Groove Addicts, and he'd been telling me



**NEED MORE MIX**

News | Daily Bytes | BLOG, VLOG & Podcasts | Music | Music Industry

GET YOUR MIX FIX AT [MIXONLINE.COM](http://MIXONLINE.COM)

MIX

about this documentary," Blair says. "One day, he offered to play us a rough cut to see if we might be interested in getting involved. The moment I looked at that rough cut, I fell in love with the project, and we immediately worked out an arrangement that we would handle all the audio."

Groove Addicts made its 40,000-track production music catalog, staff composers, sound designer and chief engineer available to Martin. Sound designer Robert Wear and chief engineer Gerhard Joost took on the difficult challenges of "pulling out" or replacing inaudible dialog and sounds, and Guillermo de la Barreda—director of Groove Addicts' production music library division—signed on as music supervisor. All recording and mixing was done in Groove Addicts' two main Pro Tools HD studios, with sound design and production music sourcing happening in the auxiliary production/composition suites, also equipped with Pro Tools HD systems.

After initial spotting sessions, Groove Addicts tag-teamed the project. "At the same time, we were spotting the production sound, we were adding music and sound design," says Joost. Blair adds, "Robert had his work cut out for him dealing with some

of the poor production sound. He recorded a lot of sounds to enhance what Franklin wasn't able to capture that well initially with his one camera and built-in mic."

As Blair and de la Barreda worked with Martin on the music, and Wear improved production sound, Joost got to work on the mix, where, again, quality inconsistencies posed the biggest challenge. "Not only did Martin add cameras, but he started miking people and even using boom mics part of the way through, so it was a challenge to get the overall dialog sound to be consistent," Joost notes. "My BNR noise-reduction plug-in became very important on this project." The mixing process began in some fashion right away, as sound design, music and even *Walking* voice-over tracked. "I began mixing from the start so that we could develop an emotional map, a picture of how we were going to direct the sound. I'd have to say that the music played an important role in how the film moves, emotionally."

"This is almost wall-to-wall music," says Blair, "a big portion of which we were able to score from the production music catalog. Our custom compositions were the Cajun-inspired tunes that set the scene in the begin-

ning of the film." Groove Addicts composer and guitar master Carl Verheyen, touring guitar player for Supertramp, laid down a lot of the guitar parts on the original music.

Martin also brought composers Scott Gordon and Mark Mancina, who'd written two songs for the film, in to work with Groove Addicts. Scott Gordon's brother is *Grey's Anatomy* creator Mark Gordon, who also figures into this story. Before Martin even arrived at Groove Addicts, he and Mark Gordon had sold the movie rights to the *Walking on Dead Fish* story to Universal. Martin and Mark Gordon will be co-producers on the upcoming feature film, tentatively titled *Hurricane Season*, and have hired writer/director Billy Ray (*Breach*, *Shattered Glass*), who's currently writing the screenplay. Meanwhile, *Walking on Dead Fish* will reach audiences. "I've had a few people approach me about a theatrical release, as well as high-level cable and DVD," says Martin. "So there's no doubt the documentary's going to have a life now and a major part of that success is the sound."

For more information about *Walking on Dead Fish* and a charity Martin has established called the Katrina Wildcat Scholarship Fund, visit [www.dutchmenfilms.com](http://www.dutchmenfilms.com). ■

## studio network solutions

A/V OPTIMIZED

ENTERPRISE-CLASS,  
HIGH-AVAILABILITY

# FIBRE CHANNEL HBA FOR Mac OS X

## ELLIPSE™

## ELLIPSE™ ENTERPRISE



STARTING AT  
**\$779** BUNDLED WITH  
SANmp \$1499  
MSRP

4-Gbps SINGLE-  
DUAL- and  
QUAD-PORT PCIe  
and PCI-X



STARTING AT  
**\$1199**  
MSRP

for more information visit: [www.studionetworksolutions.com](http://www.studionetworksolutions.com)



# PIPE



## Purple Audio MC77 Limiting Amplifier

Considered by many to be the most accurate Urei 1176 replica to date, the Purple Audio MC77 sacrifices nothing in bringing you the classic tone, feel, and warmth of the original.

AES booth #1020

# Neve



## Neve Classic Series Mic Pre/EQ Modules

The AMS/Neve classic range brings the warmth, character, and velvety texture of vintage Neve to your mixes. Impeccably reproduced, this series (1073, 1084 & 1081) has all the sonic goodness of the vintage counterparts.

AES booth #700

 Audio Engineering Associates

## R92



## R92 Studio Ribbon Microphone

The R92 is optimized for close micing up to 3 inches. The R92 has less bass proximity and more high frequency response than any other AEA model, yielding a condenser-like sound.

Listen at [www.vintageking.com/aeasessions](http://www.vintageking.com/aeasessions)

AES booth #643

 ProAc  
perfectly natural




## ProAc Studio 100 Monitors

Perfectly natural sounding passive near-field monitors with excellent translation characteristics. Uncolored reproduction and remarkable transparency make it one of the most accomplished compact performers on the market today.

AES booth #861

 TL Audio  
DESIGNATE ABOVE THE REST



## TL Audio VTC

The VTC series of professional mixing desks by TL Audio combine simple ergonomic design with the character and harmonic richness of valves to bring you an affordable console offering features far beyond the competition.

AES booth #867

 INWARD CONNECTIONS



## Inward Connections VacRac TSL-3

"Inward Connections limiters are kind of like old Fairchilds. They have two knobs and one setting: stun. You just insert & go." -Chris Lord-Alge  
"The VacRac TSL-3 is hands down the most amazing piece of gear that I have ever purchased". -Jeff Juliano

AES booth #861

# vintagekingaudio. we've got it all.


studio standards | vintage classics | cutting edge digital | custom racking | recording consoles

aes booth #861 | 888.653.1184 | [info@vintageking.com](mailto:info@vintageking.com)

World Radio History



**BAREFOOT  
SOUND**



### Barefoot Sound MicroMain27

A groundbreaking active monitor that lets you hear what's really happening in your mixes from top to bottom. Nearfields, mains, and mastering speakers all in one!

AES booth #861

**RETRO**



### Retro Instruments Sta-Level

"The Sta-Level defines creamy smoothness when it comes to tube compression...I can't say enough about using the three-position switch with the Recovery knob. It makes this compressor eminently usable on almost anything you throw at it." - Kevin Becka, *Mix*

AES booth #861



MERCURY RECORDING EQUIPMENT CO.



### Mercury M72s Studio Microphone Amplifiers

"The M72s is a remarkably versatile recording tool. Getting great sounds was never easier!"-Barry Rudolph, *Mix*

"The M72s sounds every bit as good as an original V72s, imparting that nice pillowy softness that is so difficult to get..."-Pete Weiss, *TapeOp*

AES booth #872

## CHANDLER LIMITED

New! Germanium Compressor



### Chandler Limited Germanium Series

NEW! Compressor: A musical powerhouse ready for tracking, mixing, & mastering. Mic Pre/DI: Chandler's most warm, organic & vintage sounding pre amp yet! Tone Control EQ: Designed to sound like your favorite British EQs from yesteryear.

AES booth #162

**digidesign**



### Digidesign D-Command 8 Bundle

D-Command main unit (8 faders), Pro Tools|HD 3 Accel (PCI or PCIe), 192 I/O, 192 D/A Expansion Card, Sync HD, ReVibe, Trillium Lane Labs TL Space TDM, DigiTranslator, MachineControl & cables. Total value: \$61,359. Only \$47,995. **Save \$13,364!**

AES booth #701

**wunder audio**

Includes:

- NOS Vintage Telefunken Glass Tube
- K47 Dual Membrane Capsule
- Historical Large BV8 Transformer
- Tuchel Connected Mic Cable
- Shockmount
- Wood Box



### Wunder Audio CM7-GT

The Wunder Audio CM7-GT is an affordable replica of the classic U47 that uses components of the highest quality. Hand made Berlin K47 capsule and custom wound transformer put this microphone at the head of its class.

AES booth #862

**vintageking.com**  
new | used | vintage

# A Day at Obsidian Entertainment

## Building an Audio Department From Scratch

I have built three audio studio/departments during my decade-long stint in interactive/game sound. The latest is a temporary setup for Los Angeles-based Obsidian Entertainment, of which I am the new audio director. Obsidian is not a multimillion recording/mixing facility on the scale of the new Sony game complex in San Diego or Electronic Arts' studios in Vancouver. We're a smaller, workhorse company focusing on integrating audio from outside providers. But in the world of games, companies like Obsidian do a lot of the work, and \$25,000 is enough to equip a productive room if we choose our resources wisely.

Obsidian is run by Feargus Urquhart, who, along with the other four company owners (Chris Jones, Darren Monahan, Chris Avellone and Chris Parker), has been developing top role-playing games such as *Fallout* and *Knights of the Old Republic II*. (*Fallout* was one of the first games to use Hollywood voice-over talent—Ron Perlman, David Warner and Tony Shalhoub.) Now, Obsidian is branching into more settings with developing a role-playing game based on the *Alien* film franchise and an upcoming expansion pack in the *Dungeons and Dragons Forgotten Realms* universe: *Neverwinter Nights 2: Mask of the Betrayer*.

Life as a developer, as compared to a publisher, has come a long way. When I started in this business more than 10 years ago, you were lucky if you could afford a top-of-the-line sound card (which at the time would have not been an Audiomedia III but a Sound Blaster AWE64). Publishers began building über-studios when record industry and film industry talent started talking with top game publishers; I can remember back to 1995 when Spencer Nielsen built Sega's high-dollar in-house studio in San Francisco. At that time, developers had it rough. Budgets for games—in total—rarely hit \$1 million and audio budgets would be, at most, \$50k. Oddly enough, this is roughly the same as the 2 to 3 percent (up to 5 percent) that audio budgets in film allow (my sources being The Village's budget on *The Smoking Gun* and Oscar-winning sound designer Randy Thom's estimate on FilmSound.org).

These days, your average A-list game budget for any kind of action/adventure epic is around \$15 to \$20 million, with the top titles costing more than \$30. You'd think that studios should at least be fairly generous to a developer with their audio budgets exceeding half-a-million. And sometimes they are, but not too often. At Obsidian, the top folks know the value that audio brings to a project, but as a developer they have to play the budget game with care. Not being a publisher with a



**Obsidian Entertainment audio director (and Mix columnist) Alex Brandon designed this temporary studio for game audio integration.**

profit margin the size of a small country's gross national product, developers are in the industry's most challenging position: to develop with just the right amount of risk and to yield fun and innovative gameplay without sinking your company if the market is fickle. Add to that risk the oversight of the publisher and licensors, and Obsidian has a huge set of challenges before it.

We're at a point now where I'm directing the build-out of a true audio department. We're starting small, even temporary, until we're able to move into bigger digs. Still, there's an awful lot to do. Right away, we have to integrate all of the audio in the aforementioned expansion pack, while coordinating integration, asset production and tech for two other larger-scale products, one of them being *Aliens*. What about "starting small"? Small means putting up about \$25k to create a basic mix suite, complete with a top-of-the-line PC and two large LCD screens, decent control gear, a functional and pretty desk by Argosy, and acoustic diffusion and absorption by RPG. Oh, and a good set of sound libraries as a foundation for a custom one later on. I have the rudimentary tools to create killer music tracks, sounds and voice-over.

As far as workflow, the studio's purpose is to provide direction to outsourced content providers and do as much integration on-site as possible. This means we must have maximum flexibility with just the right amount of control. So the studio doesn't have to be top of the line for production, but it should provide an excellent monitoring environment and rudimentary asset-creation tools to fill in gaps, as well as prototype assets where needed.

**Voice-over:** I have an Audio-Technica 4040 mic on a tabletop boom with a good pop filter. This really is all you need for quick and dirty VO, especially for



# Cutting Edge Sounds for Today's Music



## DIMENSION PRO

Dimension Pro gives you the powerful combination of real instrument sample playback and advanced synthesis capabilities, fueled by Cakewalk's critically-acclaimed Expression Engine, for endless sound possibilities.

Dimension Pro comes with a two-DVD sound library that makes it the ideal go-to instrument for any style of music. You get over 1,500 production-ready presets including: Atmospheres, Bases, Drums, Percussion, Strings, Guitars, Organs, Electric Pianos, Bells, Leads, Pads, Brass, Saxes, Vocals, and Orchestral sounds like the Garritan Pocket Orchestra. Plus you can load additional SFZ and REX files and use its deep editing and generation capabilities to design your own sounds. Pick up your copy today.

## FREE EXPANSION PACKS

Purchase Dimension Pro from your local dealer through September 31st, 2007 and receive 3 free Expansion Packs, programmed by the World's top Sound Designers—900 NEW Programs and 760 MB of NEW Samples.

### Meet the rest of the Cakewalk Instruments family:



## RAPTURE

Perfect for performing and designing the modern synthesized sounds igniting today's pop, dance, and electronic music.

Available for Mac and PC.



## ZETA+

Wavetable synthesis with bandlimited waveshaping for incredible modern sounds.

Available for PC.

**cakewalk**  
www.cakewalk.com



prototypes and audio concepting in pre-production. The limiting factors? The room I am in has no isolation and is adjacent to a hallway with an elevator. Loud footsteps, voices, anything with heavy bass or mids cuts through my facing wall like paper and into the mix. I also have a very low-key pre-amp with an ART TubeAMP. It works, but it doesn't hold a candle to the hand-built Requisite at my last studio. A good Focusrite or TC Electronic preamp will be acquired for higher-quality VO. (Why provide prototype temp VO if it isn't at least fairly close to the final product?) I also have Mike Troke from

Micworks popping by to provide quotes on room floating.

Music: The setup for capturing or creating music is pretty straightforward. I can record live players as the room is pretty dead. I also have plenty of Giga libraries and Nuendo 3 to throw it all together in a surround mix if I need to. I listen to 5.1 surround (the norm in games these days) through Genelec's Espresso system, which in my space (11x16 feet) is perfect. All that's left is calibration and perhaps some love from Vortex. (Vortex was covered in the July issue's column.)

Sound Effects: I've got 1.2 terabytes of

sound effects ready for a database that I'll be building this fall using Netmix. What a lot of companies don't realize is that their sound effects, if they buy them outright, are available for future projects; we already have gigs available. As more audio staff come onboard, whether permanently or on a contract basis, we'll be upgrading to Netmix Pro so the search engine can be operated as an internal server with intranet-like access.

Foley: No need for it. Assets are mostly created out of house, so high-end Foley production isn't a priority here. At studios like Technicolor and Soundelux, who've been doing it for years, Foley studios are great to have, especially if you have five-plus projects going at a time and have the same design criteria (for example, if you want an awful lot of differentiated dungeon doors and want to build them yourself beyond what you can find in libraries). In most cases, though, you're better off letting the pros tackle Foley and instead focus on what really counts: how those doors sound in-game.

Speaking of in-game, that brings up another point: Mac vs. PC. What's easier? Having a top-of-the-line PC that can run your game engine toolsets and your audio production toolsets, or creating audio on a Mac, networking them to a PC and then integrating them? Much easier to do the former. Only problem is, the recording industry is still very Mac-centric. There are two VO batch programs I'd love to get my hands on—voXover and VoicePro—but they're Mac only. An awful lot of game developers' lives would be easier if their tools were all on the same PC.

Another great thing about Windows XP is that it allows me to route output directly into my RME Multiface II and out to Espresso so that I can monitor gameplay at runtime (when you actually play the game, as opposed to working on it in an editor), as well as in the company's editors, one of which is the highly extensible Neverwinter Nights 2 Toolset. This means using high-quality monitors to hear levels of your game as you're playing it. Because the toolset is for use by anyone who buys a copy of the game, I'll cover some of its features in a future column so you can actually see what goes into game audio implementation on the engine side.

This is a great start for an audio department—albeit a temporary one—and it didn't cost much to get it going. The most important aspect of such an endeavor is having smart and professional teams to work with that understand audio's importance in modern games, and Obsidian has that in spades. ■

*Alexander Brandon is the audio director at Obsidian Entertainment.*



# CLASSIC COOL

Start with the vintage sound of warm, rich fatness. Add the modern sound of sparkling clarity and presence. Get cut-through you have to hear to believe and versatility for the most demanding situations from studio to stage. The press have called it magic, a marvel, a winner, and perhaps most accurately...sweet. We just call it

## The TLM 49 microphone

---



NEUMANN.USA

▶ DISTRIBUTION FOR THE AMERICAS

# MODERN MOJO

Have you ever wondered if you're really capturing ALL of the detail and ALL of the nuances? Wonder no longer. With analog to digital conversion so quiet and so good we patented it, the solution is simple. Now available with a selection of six modular capsule heads.

## The KM D series



NeumannUSA: Tel 860-434-9190 • www.neumannusa.com  
Latin America: Tel 52-55-5638-1020 • Canada: Tel 514-426-3013



DREAMERS WANTED.



## SCHOOL OF RECORDING ARTS

800.226.7625

3300 University Boulevard • Winter Park, FL 32792

Financial aid available to those who qualify • Career development assistance • Accredited School, ACCSCT

**FULL SAIL.**  
Real World Education

DEGREES IN: COMPUTER ANIMATION > DIGITAL ARTS & DESIGN > ENTERTAINMENT BUSINESS > FILM > GAME DEVELOPMENT > RECORDING ARTS > SHOW PRODUCTION & TOURING

ONE OF THE FIVE BEST  
**MUSIC PROGRAMS**  
IN THE COUNTRY

- Rolling Stone Magazine

[fullsail.com](http://fullsail.com)

World Radio History

© 2006 Full Sail Inc. All rights reserved.

## Chris Cornell



### Photos and Text by Steve Jennings

Chris Cornell played San Francisco's Warfield Theater at the beginning of a tour in support of his new solo release, *Carry On*. After concentrating on songs from the new effort, Cornell ended his set with the crowd-pleasing "Black Hole Sun" from his Soundgarden days. Front-of-house engineer Terry Pearson is not carrying a mixing console; he specs a Midas H3000, "but I have seen Yamaha 4ks and 5Ds, Soundcraft MH13 and MH4s," he says. "The only outboard I'm carrying is my Avalon 737 and BSS 901. I need 10 comps, five gates, three verbs and a dedicated delay.

"Chris is a powerful singer, so there's never an issue as far as input gain," Pearson continues. "I generally will use an extra gain stage—such as routing him to a group—to give myself added vocal volume to get above the band. The BSS 901 is a good tool for smoothing out some of the spikes in the upper registers." Cornell sings through a Shure KSM9.

While the tour relies on venue-provided P.A.s, Pearson is able to create a consistent mix. "Most of the comments I've gotten indicate I'm succeeding. I obviously look forward to a time when we can carry full production. We have a good crew who help make my job easier. [Cornell] seems to be really enjoying this freedom, and the crowds are really into hearing his solo material, as well as songs from his Soundgarden, Audioslave and Temple of the Dog days."

Monitor engineer James Bump works on a Digidesign Profile; it's the first time he's used a digital console. "The learning curve is minimal," he says. "I've had no formal training on it, but it's very user-friendly." The band is on Ultimate Ears UE7 ambient molds with Sennheiser G2 Series. "The volume onstage is intense," Bump continues. "Pete [Thorn, guitar] and Yogi [Lonich, guitar] like their amps kickin'! Corey [McCormick's] bass is more of an issue on wooden stages. Using IEMs, I have more issues with the variety of rooms we're playing in than the stage volume." Drummer Jason Suter rounds out the band.



Monitor engineer James Bump (left) and front-of-house engineer Terry Pearson

## FixIt

*Rick Reith is currently tour managing and mixing front of house for Eric Johnson and Fuel.*

Here's a technique to fatten up your front-of-house mix when using a Yamaha PM5D. Not only can compression be applied directly to the stereo bus, you can take it one step further. Patch the main left/right outputs from matrix 1/2. Assign stereo A to matrix 1/2; also assign stereo B to matrix 1/2. After adjusting your stereo to matrix levels, dial in your mix via stereo A as normal with the compressor off. With the fader at infinity, select stereo B and turn on the compression. Slowly bring the fader up under stereo A output. You will need to experiment with the compression parameters and level a little, but you can achieve a tighter, more punchy and controlled mix.



## inside

- 68 **Live Mix News:**  
Tours, Events, Installations
- 72 **All Access:** The Fray
- 74 **Tour Profile:** Smashing Pumpkins
- 80 **Local Crew:** Intellasound
- 82 **New Sound Reinforcement Products**

## News



*Il Divo front-of-house engineer Rod Matheson at the DiGiCo D5 Live board, provided by Capital Sound; monitor engineer Chris Pyne also works on a D5 Live.*

On-Stage Rentals has taken delivery of a D.A.S. Audio loudspeaker system comprising products from the company's Aero and Compact lines...P.A. hire company **Pronorte Sonido** (Asturias, Spain) supplied **EAW KF730** compact line arrays as part of an SR system for recent concert performances in Madrid by Argentinian comedy/musical group **Les Luthiers**. **Miguel Zagorodny** has been the group's sound technician for the past 10-plus years...UK-based **Essex Sound & Light (ESL)** upgraded its inventory with a new **KV2 Audio ES** system...Since 1986, **Meyer Sound** has been the official sound provider for the **Montreux Jazz Festival**, supplying sound systems for its many venues. The festival's largest venue, Auditorium Stravinski, featured Meyer **MILO** loudspeakers and **700-HP** sub; and Miles Davis Hall saw a system based on the **MICA** loudspeaker and the **700-HP**...The **O<sub>2</sub> Wireless Festival** and **Hyde Park Calling** (London) saw a **Turbosound Aspect** system on the second stage, brought out by **Britannia Row Productions**...Dealers spent a mid-June day at **Yamaha Commercial Audio Systems'** headquarters to check out the official launch and training of the new **Yamaha DSP5D** system and **ADK LYVE Tracker**.




[www.yamahaca.com](http://www.yamahaca.com)



## POWER TRIP.

Eliminate your power struggle and get on your high horse. Control your DAW with Yamaha's DM1000 and DM2000 digital mixers. With the freedom to play with faders, knobs and buttons, and the ability to pan surround, the authority is all yours. Compatible with Nuendo, ProTools, Logic and more, the DM series is ready to take command. As your hands direct the console, enhance your DAW's DSP with onboard EQ's, dynamic processors and extra effects.

*Yamaha's DM Series of Mixers. Control. Yourself.*



When you need help, time zones shouldn't matter. Yamaha provides coast-to-coast 24/7 technical support. With dedicated staff and regional service centers, assistance is around the corner. If we can't fix it over the phone, we'll put a part or a person on the next plane out. It's that simple.

Yamaha Commercial Audio Systems, Inc. • P. O. Box 6600, Buena Park, CA 90620-6600  
©2007 Yamaha Commercial Audio Systems, Inc.

DM2000VCM

 **YAMAHA**  
  
commercial audio

PHOTOS: DAVE VANN



## On the Road

### Amy Winehouse

Currently touring throughout Europe, UK darling Amy Winehouse flaunted her brazen attitude with which critics and fans alike continue to have a love/hate relationship. Fortunately for front-of-house engineer Dave Swallow, Winehouse maintains a professional demeanor when it comes to her sound onstage. *Mix* caught up with Swallow and the songwriter when the artist performed at Lollapalooza 2007 in Chicago. For a photo gallery from the festival, visit [mixonline.com/photos/lollapalooza07](http://mixonline.com/photos/lollapalooza07).

#### How much gear are you carrying?

For Lollapalooza, we are only carrying mics due to the very short time we were going to be at the festival and our early afternoon slot. In Europe, we would normally carry a FOH rack containing a Crane Song Hedd I92, an Avalon 737, a BSS DPR-901, a TC Electronic M2000 and a pair of Sennheiser ew300 IEM transmitters. We carry Amy's wedges and amp rack to drive them and all our microphones. Depending on our slot on the festival, we might carry our own boards, as well. When we are touring, we will nearly always carry boards.

#### Any piece of gear you can't live without?

My Beyerdynamic DT770 headphones—these aren't the flattest-sounding headphones, but I find them to be very true sounding. I can line check on these when we can't put audio through the P.A. and it comes out pretty close to where I want it. Also, my Avalon is a godsend for Amy's vocal, especially when using a digital board. I find that due to Amy's unique vocal sound and the range that she sings in, digital preamps make her vocal sound very sharp and mechanical.

#### Where can we find you when you're not on the road?

I'm always on the road at the moment, but when the time comes for us to have a break, I'll get home and spend most of my time doing everyday stuff that everyone else does all the time—not very glamorous.

## Now Playing

### Buckcherry

Sound Company: LD Systems (Austin)  
FOH Engineer/Board: Stephen Shaw/Digidesign VENUE

Monitor Engineer/Board: Mark Graham/Yamaha PM5D

P.A./Amps: Electro-Voice line array/Electro-Voice

Monitors: LD Systems custom

Outboard Gear: TC 2290, Eventide Micropitch

Microphones: Audix OM5, D6, D4, D3, D2, ADX51, i5

Additional Crew: Ken Floyd, guitar tech/stage manager; Kolby McKinney, guitar tech; Terry Gray, drum tech; Mike "Monk" Shear, systems tech; Anthony "Manchild" Didonato, systems rigger



### Sounds of the Underground

Sound Company: Audio Analysts (Colorado Springs, Colo.)

FOH Engineer/Board: Brian Post (also systems engineer)/Yamaha PM5D

Monitor Engineers/Board: Chris Dietrich (also crew chief), Ryan Johnson/Yamaha PM5D

P.A./Amps: venue-provided/Crown MA-36, MA-1200, MA-3600

Monitors: Audio Analysts 12 VFX, 360 VFX, drum

subs, sidefill subs

Outboard Gear: Lake Contour, Lake Mesa

Microphones: Shure Beta 58/57/98/91;

Audio-Technica AT 3031/3035

Additional Crew: Aaron Fisher, stage tech

## Gabriel Sound Heard Through Sonnox Plugs

Peter Gabriel recently wrapped up his European tour with long-time engineer Dickie Chappell manning a Digidesign Profile desk stocked with Sonnox Oxford plug-ins (EQ, comps, reverbs, etc.) at monitor world; Ben Findlay handled front-of-house duties with a Digidesign VENUE. Chappell, who has worked at Gabriel's UK-based Real World Studios and record label for more than 15 years, also recently used the plugs on a Sinead O'Connor recording date in Dublin.



Monitor engineer Dickie Chappell at the Digidesign Profile

Chappell used the EQ plug for Gabriel's in-ear monitors. "They don't need much EQ for Peter in the studio, but it's very different on the road and crucial that Peter hears himself clearly onstage," he says. Chappell says that he rolls off a lot of bass and boosts the high-mids and high frequencies to establish a full mix. Chappell also engages the Oxford Inflater plug-in to help keep Gabriel's vocals at constant gain. "It's a great plug for enhancing without taking over," he says.

Also heavy in rotation is the Oxford Reverb on a long plate setting. The drums are grouped and run through the TransMod plug-in and into an Inflater. "It's just like being in the studio," Chappell adds, "which is why we wanted to go with the VENUES and Profiles. They, along with the Oxford plug-ins, help keep the sound as consistent as possible."



**FULL COMPASS**

HONEST PEOPLE. LOW PRICES.

# EVERY SHURE PRODUCT ABSOLUTELY IN STOCK\*



## BUY SHURE GEAR, GET FREE STUFF

PURCHASE \$50 = FREE MAG-LITE™ KEY CHAIN FLASHLIGHT

PURCHASE \$250 = FREE BACK PACK

PURCHASE \$500 = FREE SWISS USB MEMORY KNIFE

PURCHASE \$1000 = FREE SUPER BATTERY

PURCHASE \$1500 = FREE VINTAGE LEATHER COMPUTER BRIEFCASE

PURCHASE \$2000 = FREE SWISS ARMY WATCH

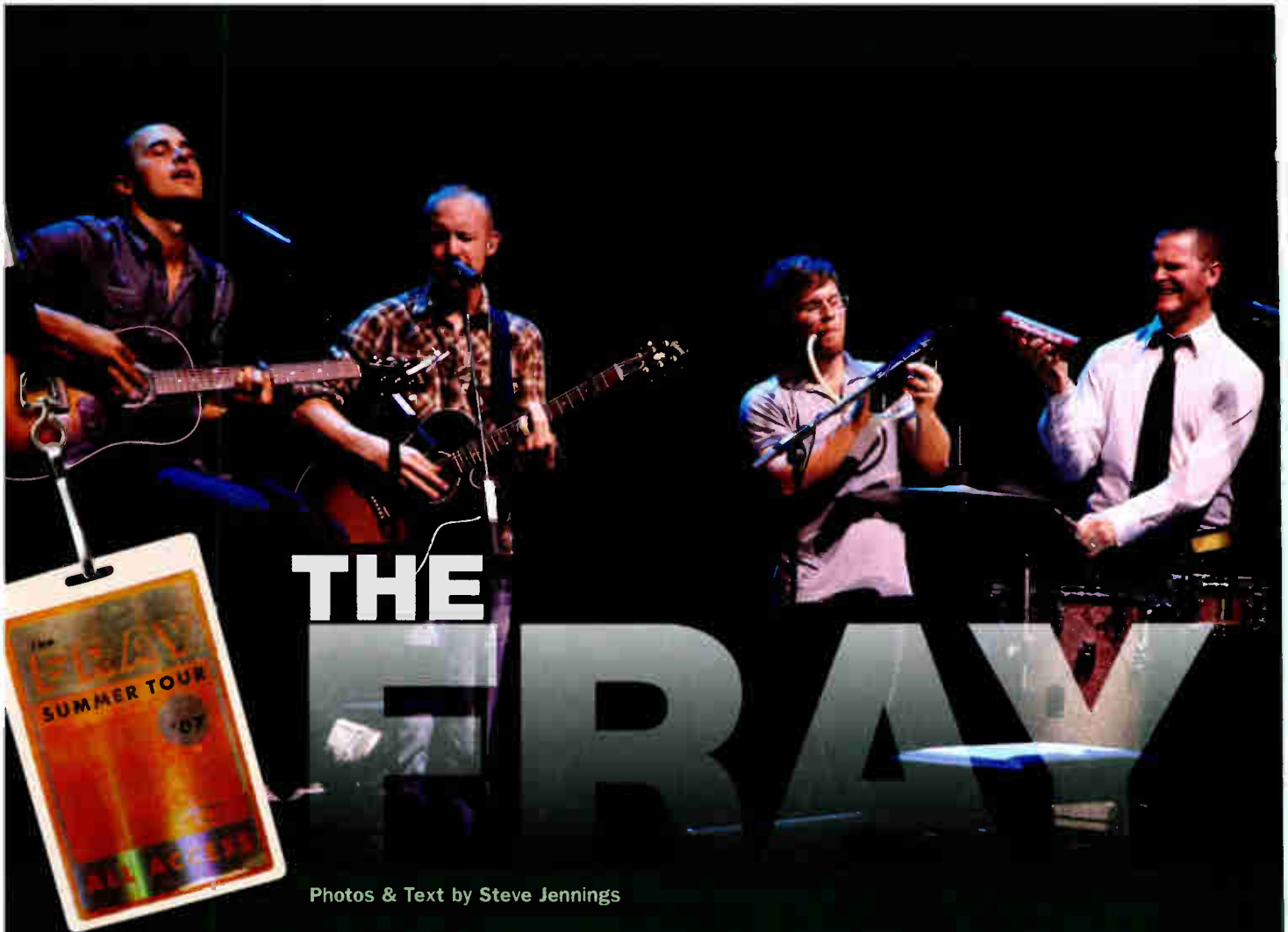
**QUANTITIES ARE LIMITED, CALL TODAY!**

**VISIT FULLCOMPASS.COM FOR MORE DETAILS  
OR CALL THE PROS AT 800-356-5844**

**CALL TODAY FOR THE LOWEST PRICES ON AUDIO, VIDEO AND LIGHTING GEAR**

SHOP BY PHONE 800.356.5844 | BROWSE FULLCOMPASS.COM | REQUEST YOUR FREE 400 PAGE CATALOG TODAY!

\*Some added fee machines, wireless microphones, electronics, and hard replacement parts.



# THE

# FRAY

Photos & Text by Steve Jennings

It's the story you don't hear that much anymore: Denver-based quartet The Fray started gigging at local venues, garnering a strong fan base and support from local radio, which led to a listener-driven campaign to get the band a record contract. The

band won "Best New Band" honors from Denver's *Westword* magazine and got substantial airplay on two of Denver's top rock stations, creating such a spotlight on the burgeoning band that the band signed with Epic Records in 2004, signing on the dot-

ted line onstage at the Fox Theatre in Boulder. Showing their love for the live performance, Fray enthralled crowds with their radio-friendly hits across the U.S.; *Mix* caught up with the party at the Shoreline Amphitheater (Mountain View, Calif.).



Front-of-house engineer Mark Maher

According to front-of-house engineer Mark Maher, he's manned DiGiCo D5s, and Yamaha PM1Ds and PM5Ds on previous tours, but this is the first time he's using a Digidesign VENUE. "The learning curve was almost non-existent," he says. "Having worked in a studio in the past with Pro Tools, I was very familiar with the plug-ins and how to get around the console. I also liked the clarity of the preamps—very transparent. I found the console to have a much smoother sound than the Yamaha digital consoles that I'd used in the past."

Maher is also using a pair of Avalon

737s, Manley VoxBox, Focusrite Liquid Channel and a pair of TC Electronic DBMAX processors. "This is my first tour with the DBMAX; I will never tour without it again," he says. "It 'masters' your mix. Every song heard on the radio is mastered; why shouldn't we do the same for live mixing?"

"I have an incredible systems engineer from Eighth Day Sound, Michael Mordente. He had tricks up his sleeve to make my mix as consistent as possible in every venue on the tour. This is not an easy job—without a great systems engineer, every day can be a new disaster. Michael is on the top of my list for future tours."






Crew chief/systems tech Michael Mordente is taking the TC Electronic DBMAX to three Dolby Lakes for system processing, along with a SIA Smart computer and a multitrack Pro Tools record/virtual soundcheck computer. "We are using Eighth Day Sound and are carrying 14 V-DOSC per side with three dV-DOSC downs, six d&b B2 subs and nine dV-DOSCs for side hangs with Q7 front-fills per side," Mordente says. "We are also using Lab.gruppen amps on them, and d&b D12 amps on the subs and front-fills."


Stage tech Justin Quade mikes the Glock with an AKG C 414. Guitar mics include Sennheiser e 906s, and Shure SM57 and KSM27.



Guitarist Dave Welsh plays a Gibson SG Jr., Gibson ES 330, Taylor 310, Benedict Groovemaster and a Fender Jazzmaster. According to guitar tech Jonathan "JP" Parker, his amps include an Ampeg Gemini and a MusicMan 1965 210.




According to drum tech Jeff Linsenmaier, Ben Wysocki's kit is miked with Sennheiser e 602 and Yamaha SubKick (bass), Beyer M201TG (snare top), Sennheiser e 604 (snare bottom), AKG C 430 (hi-hat), Shure SM57 (tambourine), Sennheiser e 604s (rack/floor toms), AKG 460 (ride cymbal) and AKG C 414 B-XL II (underhead stage-right/left).



Monitor engineer Brian Joseph (left) with monitor tech Chris Messina

Monitor engineer Brian Joseph is manning a Yamaha PM1D, recently making the move from a PM5D, using 54 inputs and 24 outputs.

"Four of the five musicians are using in-ear monitors," Joseph says. "They use a mix of the Westone ES-2 and ES-3, and also the UE 7-Pro. The transmitters and receivers are the Sennheiser EW300 IEM G2s."



Isaac Slade (vocals/piano/guitars) plays a Fender Stratocaster and Gibson L4, and uses a Fender Pro Jr. amp. He sings through a Sennheiser mic.



Guitar/vocalist Joe King plays a Gibson Les Paul Gold Top, a Gibson ES-335, J45, L4A and a Fender Stratocaster. According to guitar tech Jonathan "JP" Parker, his amp is a Divided By 13 FTR 37 and Fender Twin Reverb. He sings through a Shure Beta 58.



Guitar Tech Jonathan "JP" Parker



# Smashing Pumpkins

## Refitting the Fillmore for Comeback Dates

By David John Farinella

In support of their latest release, *Zeitgeist*, the Smashing Pumpkins' much-anticipated U.S. tour is drawing the same crowds and attention the band garnered the last time they toured—back in 2000 when the *Machina* album was at the top of the charts. Today, original bandmembers Billy Corgan (vocals/guitar) and drummer Jimmy Chamberlin are sharing the stage with guitarist Jeff Schroeder, bassist Ginger Reyes and keyboardist Lisa Harriton, booking out select venues for long runs. The tour began in Asheville, N.C., where the current lineup performed a sold-out nine-show residency at the Orange Peel, followed by another sold-out, 11-date gig at San Francisco's famed Fillmore, where *Mix* caught up with the tour in mid-July.

When a band sells out an 11-night stay, they're accorded a certain amount of respect. At the Fillmore, they were allowed to strip the club of its existing gear and install their own system. "Billy really wanted to

present a super show, so we negotiated to bring in our own P.A.," front-of-house engineer Jon Lemon reports. "Nobody's done that before. In the end, city engineers came in and told us we had to put in new structural beams in the ceiling to create new [hang] points. It's been pretty interesting." An L-Acoustics dV-DOSC line array system—12 per side with four dV-DOSC subs—was flown per side.

And after a one-off show in Santa Cruz (just south of San Francisco) that the band played because the Fillmore had previously booked another act, they placed plywood over the stage decking. "The stage [in Santa Cruz] was wood, and the band has always loved the sound of wood," says monitor mixer John Shearman. "So we came back in and asked what it was going to take to put wood over the stage. That's been done, and it's all for the better. It was tough the first few shows in here—we were having a battle over headroom on the vocals, but it's all smoothed out now."

As if remaking a club system wasn't enough work, Lemon and Shearman got the word that the band was going to work in songs from the Pumpkins' extensive catalog, as well as tunes that Corgan was coming up with during his stay in San Francisco. As of the middle of July, Lemon reports that he has 74 snapshots stored in his DiGiCo D5 console. "Part of the reason we're doing these residencies in clubs is that Billy wanted to work in a lot more songs," Lemon says. And those 74 songs aren't just sitting in a corner, considering the band is playing sets that run up to three hours and include at least 25 songs. "He changes the set list every night," Shearman says. "Then there will




Billy Corgan, vocals/guitar




Bassist Ginger Reyes



Guitarist Jeff Schroeder



Drummer Jimmy Chamberlin



Front-of-house engineer Jon Lemon at the DiGiCo D5 board

PHOTOS: STEVE JENNINGS





Nelly Furtado

# Magic in the Air

50 Years of Sennheiser Wireless Microphones

There's nothing more exciting than the magic of an electrifying performance—and nothing harder to capture. 50 years ago, Sennheiser's engineers designed their first bulletproof wireless systems to grab that magic and transmit it with flawless fidelity. Today, top artists like Nelly Furtado insist on Sennheiser wireless for the freedom to deliver their magic. Whether it's microphone or monitor systems for broadcast, theater or stage, Sennheiser sets standards for wireless quality and sound. [www.sennheiserusa.com](http://www.sennheiserusa.com)

be two songs that they haven't done for a couple of weeks and then a new song that he wrote last night."

**NO SLEEP FOR THE WEARY**

"We work pretty much every day of the week, whether there's a show or not," Lemon says. "We'll do four hours of rehearsal during the day off, and on a work day we'll do four hours of rehearsal and three hours of show. It's almost James Brown-ish in its brutality." [Laughs] Plus, on the rare days off, Lemon has been heading into local studios to mix the performances for possible live CD or DVD releases. He is recording every show from a MADI split off the DiGiCo D5 console into a Pro Tools HD3 rig for archival purposes. Backstage, another pair of engineers handle two 96k Pro Tools rigs to record the shows for special releases.

Mixing for the band can be challenging for Lemon, but he's up to the task. The first key to making it happen, the mixer says, is that he doesn't mix loud, but aims for a sound that's big and full. The second is having the D5 on hand. "I can change the gains and open up the gates," he explains. "Without it, I think I'd be sunk. That's the big difference from when I did this in the

mid-'90s and doing it now. I know I have the dynamics well under control."

In addition to the D5, the tour is carrying an assortment of analog outboard gear at FOH, including a Manley VoxBox, two Smart C2s, an AMS Neve 33609, Summit TLA-100 and a DCL-200, and a Distressor to warm up the sound. Lemon will only add effects during one of the band's jams. "I'll pan things around a bit in the background to space things out, especially since we're here in San Francisco," he says with a laugh. "I add vocal echoes in the jams, but other than that it's pretty straight." Lemon uses a TC Electronic D-Two and System 6000, the D5's built-in delay and an Eventide Harmonizer "with the 'Pumpkinizer,' which is the setting that Billy came up with years ago," Lemon says. "I use that to give the old songs a different texture."

The final key to pulling it off, Lemon says, is that he and Corgan agree that live performance is its own entity. "So the song is going to end up where the song is going to end up, because they tweak it around with their arrangements and with the in-



Monitor engineer John Shearman with monitor tech Christy McCleary

struments that they use onstage. I have to take that and run with it as the Smashing Pumpkins live sound of 2007," he says. "It's just what it is at the end of the day, and it's usually good because the band plays really tight. I think the sound is far more sophisticated than it used to be."

Lemon spends extra time on microphone selection to ensure a clean sound. On guitar cabinets, he'll use Shure 57s and Neumann TLM 103s, which he calls the world's greatest all-around mics. Chamberlin's kit gets a Beyers TM88 and a Shure Beta 91 on the kick; the four rack toms are miked with Sennheiser 604 clip-ons; the

**OFTEN COPIED, NEVER EQUALED**

Microphones: FET Condenser Microphone (HARDTOP, CONVERTIBLE), Mid-Sized Diaphragm Class A FET Condenser (GT30, GT40), Large Diaphragm Class A FET Condenser (GT50, GT60, GT57, GT67), Large Diaphragm Tube Condenser (MD1B FET, MD1B TUBE), Velocity (Ribbon) Microphone (VELO 8).

Processors: THE BRICK (GLORY COMP), SuPRE, VIPRE.

In this day of the DAW, your front-end tools have never been more essential. That's why the world's best engineers and studios turn to GT every day!

[www.groovetubes.com](http://www.groovetubes.com) Hear the Difference™



# Make it loud

go green


"I use the new McDSP ML4000 Mastering Limiter on everything, a lot of times we don't even send our mixes out to get mastered."



**Dave Pensado**, *Multi-Hit Mega Mixer*  
 Mary J. Blige, The Pussycat Dolls, Justin Timberlake,  
 Will Smith, Beyoncé, P!nk, Christina Aguilera



**Emerald Pack HD**  
 Everything Bundle for  
 Pro Tools HD  
 List \$2595



**Emerald Pack Native**  
 Everything Bundle for  
 Pro Tools LE & M-Powered  
 List \$1395



**ML4000**  
 Mastering Limiter  
 List \$495



**McDSP PROFESSIONAL AUDIO PLUG-INS**

EMERALS • LOCALIZATION • CONVOLUTION REVERB • MASTERING  
 LIMITERS • COMPRESSORS • MULTI-BAND DYNAMICS  
 EQ • MODULATING EFFECTS • VIRTUAL SYNTHESIS  
[www.mcdsp.com](http://www.mcdsp.com)



World Radio History

two floor toms get Neumann TLM 103s; and the main snare sees a Shure Beta 56A and Sennheiser 904 on top with an SM57 underneath. "There are three mics on the snare because Jimmy is such a dynamic player," Lemon explains. "He'll rim-shot for half the show and then be back in the center." A second snare is miked with a 57. As far as cymbals, hi-hats get Neumann 184s and the overheads are TLM 193s.

Because Chamberlin has a full wedge and sub sitting behind him to monitor the show, Lemon has been careful about mic placement. "I've got the mics out of the way enough," he says, "although generally it sounds good through the monitors so I'm not really that worried about it. Any live kit, and I know this from years of doing live CDs and DVDs, is a bit of a jigsaw puzzle, and when you snap it right you're in."

The band added a Hammond B3 with a Leslie cabinet, and Lemon miked the top of the cabinet with a pair of Sennheiser 421s and one at the bottom.

Corgan's vocal mic is a bit unusual, Lemon reports. "It's a 57A with a 58 ball on it, so it pulls away more from the diaphragm than it would normally be with the 57A. It gives

him this mid-high thing that he likes and it cleans up the bottom end a bit." The backing vocalists are using Neumann KMS 104s.

**PUMP UP THE VOLUME**

Shearman, who is tucked behind the band against the wall at stage-right, is managing a loud monitor mix. Onstage are four Prism Blues and four Prism subs, two per side, as well as 12 SRM wedges and an ML18 sub for Chamberlin. Keyboardist Harriton is using a Sennheiser ew 300 ear system. "Billy feels that this kind of music needs the air movement that comes with speakers onstage," Shearman explains. "So we've got the big sidefill racks, but there's not much in it, frankly. It's mainly kick drum, but it looks rock 'n' roll, and maybe that's part of the reason we're using them. They are pretty loud because all the bandmembers wear ear plugs."

Strangely, that bit of news takes Lemon by surprise. "Does Billy? I didn't know that."

"Yeah, he wears the yellow ones cut in half so you can't really see them," Shearman answers with a laugh. "He's always worn them, but he has the amazing ability that if you change something, he'll look

over straightaway. He's got super-hearing."

One of the things that make the wedge mixes a little more palatable for both Lemon and Shearman is the fact that the band manages their backline mixes and can hear each other without monitors. "The wedges are there to emphasize what they can't hear," he explains. "So all Billy has in his wedges are vocals. Ginger has a little bass in there from time to time, and Jeff has a little guitar, as well. The drum mix is the one mix that changes from song to song and that's like a full-on front-of-house mix, basically. That's the main one I mix for the whole show."

After the Fillmore residency concluded August 1, the band was set to return to Europe for 10 headlining and festival shows, where Lemon and Shearman will face whatever new challenges arise from this evolved version of Smashing Pumpkins. "There's so much more texture now," Lemon says. "There's no doubt that all of them are better players and the new ones are great players. It's a natural progression and it's quite good." ■

*David John Farinella is a San Francisco-based writer.*

The finest facilities in the world rely on Argosy studio furnishings...

so can you.


- CONSOLES
- WORKSTATIONS
- RACKS
- ACCESSORIES

FREE product guide



www.argosyconsole.com  
800.315.0878 or 573.348.3333

©2007 Argosy Console, Inc.




On Track Productions, Omaha, NE





And ready to go. The Tn Series of amplifiers from Yamaha have the power needed to drive your speakers the distance. With a 2 Ohm UL approved rating, these amps are set to get to work using a NEXO system or any other line array. With Yamaha's own EEEEngine technology, power consumption is reduced by up to 50%. Additional features include removable handles, easy air-filter maintenance and robust construction. Network control capability wraps up the package and superior sound quality ships it out the door.

*Yamaha's Tn Series Amplifiers.  
Sound Intensified.*



When you need help, time zones shouldn't matter. Yamaha provides coast-to-coast 24/7 technical support. With dedicated staff and regional service centers, assistance is around the corner. If we can't fix it over the phone, we'll put a part or a person on the next plane out. It's that simple.



Yamaha Commercial Audio Systems, Inc. • P. O. Box 6600, Buena Park, CA 90620-6600  
©2007 Yamaha Commercial Audio Systems, Inc.

# Intellasound

## Mid-Sized Company Finds Niche in Madison Area

**I**t never fails: The summer months prove to be an adventure in phone-tag when trying to speak with the owner of a local SR company for this column. The bigger tours are coming through their towns, county fairs and festivals are cropping up left and right, and, during these warmer months, people are going outside to hear their favorite artists. The day I spoke with Tim Woodworth, co-owner of Intellasound (Verona, Wisc.; [www.intellasound.com](http://www.intellasound.com)), he was prepping a system for that coming weekend's Crossroads Festival in Chicago, where the company will handle sound, lighting, staging and backline for the second stage. The following week, Intellasound will handle one of its biggest clients: radio station WJJO's event, which is similar to the WKRQ Weenie Roast.

"They have 15, 20 bands in one day, 25,000 kids show up," Woodworth explains. "It's a whole lot of loud music and then everyone goes away! We do two stages: The one stage is pretty big—90x50—and we hang a line array on it and do several consoles, and then the B stage we bring in our Stageline SL250 stage." For this event, Intellasound will bring out its new Electro-Voice XLC DVX line array. "We had the XLCs and then they came out with an upgrade after we bought it, which includes a larger low-mid and a larger high-mid frequency," Woodworth explains. "So we went ahead and did the upgrade. We felt that to stay on top of the curve, we need to keep up with everything."

"We have all of the new E-V TG7 amps, which have IRISNet integrated into it so you can control everything from your laptop—you can see what your ohm load is at the amp to know if you lost a speaker at the end of the night in your array without having to fly it in and listen to each speaker. And then we have—well, a little bit of everything!" Indeed, Intellasound stocks a large selection of rider-friendly gear, including Midas and Soundcraft consoles, as well as a new Yamaha M7CL digital board, "which we're really happy with," Woodworth says. "We get a lot of engineers coming through who haven't been on a digital console and they can get the 10-minute digital one-on-one speech and be okay."

Also being packed into the truck to make an upcoming move into a larger warehouse space are several Turbo-sound Floodlight and TFM300 units, and a fine complement of regularly requested mics (AKG, Shure, Sennheiser and Neumann) and outboard (Lexicon, Yamaha, TC Electronic, Drawmer, BSS Audio, XTA). When it comes to responding to rider requests and anticipating upcoming equipment needs, Woodworth can draw upon his previ-



Tim Woodworth (inset) brought out Intellasound's E-V array to the Winter Thaw Concert.

ous engineering skills to make profitable decisions.

He had been working in the area for other local providers for 10 years, as well as with a country band in town. "The drummer [co-owner David Maier] and I thought we could create a better wheel and so we started Intellasound 10 years ago," Woodworth recalls. "Since I had been working in the area for 10 years previously, I had a lot of contacts and then with Dave, the country band he was playing drums for was very successful in the area, so he had a lot of the festival connections."

"Most of our bread-and-butter is concerts of all scales—anywhere from 1,000-seaters up to 25,000 people outside." But the company's main gig is with the city itself and more directly, the University of Madison, Wisconsin. "Plus, Madison supports the arts, so we stay pretty busy," he adds. "Last year was the busiest I've ever been in my career in the months of December, January and February. We do stay busy with theaters; it's usually music-related—concerts of some sort here in town or within the tri-state area."

"The toughest thing is your people skills more than your engineering skills. You have to be able to decipher what certain requests actually mean. When they say they don't want it to sound 'woofy,' you have to say 'Okay, what does *woofy* mean? Let me go find my woofy knob and turn that down.' [Laughs] Madison's not a huge city and the campus is a big campus, but even with that there's only so much work in Madison. [The city] needs somebody that can serve on four, five different theater shows in one night. I feel that's what we're providing." ■

Sarah Benzuly is the group managing editor for *Mix*, *Electronic Musician* and *Remix* magazines.



# SO TRUE


VXT MONITORS FROM KRK

You need to trust that the music you hear in the studio will be true to your artistic vision. Above all things KRK engineers understand this, and take great care to create products that can be trusted and relied upon. The new VXT monitors embody the attention to detail and design expertise you would expect from KRK. Key elements such as a cutting edge enclosure, optimal airflow with low port turbulence, and high quality components, enable VXT monitors to deliver a very real and true sound that is in a class of it's own.



888.361.5528 [www.krksys.com](http://www.krksys.com)

# New Sound Reinforcement Products



## AUDIO-TECHNICA SPECTRAPULSE WIRELESS

The SpectraPulse™ Ultra-Wideband (UWB) wireless mic system from Audio-Technica ([www.audio-technica.com](http://www.audio-technica.com)) offers near-hard-wired performance without concerns about RF competition, frequency coordination, white-space issues or infringement from other wireless systems. Rather than conventional carrier frequencies, UWB uses a series of nanosecond pulses within the 6GHz spectrum. The company's first UWB product is SpectraPulse, designed for conferences, courtrooms, boardrooms and more. The company eventually sees UWB wireless also coming into pro sound reinforcement, but in the meantime, more info—including white papers on the technology—is available at the company's Website.

## KALTMAN RF SPECTRUM ANALYZER

The Spectran HF4040 from Kaltman Creations LLC ([www.kaltmancreationsllc.com](http://www.kaltmancreationsllc.com)) is said to be the world's first low-cost, handheld, field RF spectrum analyzer that addresses channel selection, interference identification, RF system monitoring, testing and exposure limits. The HF4040's frequency range is 10 MHz to 4 GHz, ideal for analyzing VHF, UHF and 2.4GHz environments. In addition to frequency-sweep readings and signal-strength readouts, the unit features display markers to indicate the three strongest peaks and their frequencies during each sweep; Zoom, for narrowing the frequency span to 100 kHz; and the ability to perform data logging and long-term peak-hold recording. Ten (user-configurable) hot keys are set to address the more popular U.S. RF bands: wireless mics, Wi-Fi, assisted listening, Telco/cellular, intercom and radio/TV. The system is priced at less than \$1,400, and includes PC software for enhanced visual monitoring, a HyperLOG 700MHz to 2.5GHz directional antenna (other directional antennas available), mini-tripod stand and more.



## AKG C5 AND D5 WIRELESS MICS

Wireless versions of AKG's ([www.ake.com](http://www.ake.com)) C5 and D5 vocal mics are now available. The new C5 WL1 condenser and D5 WL1 dynamic mics offer two interchangeable capsule heads for the HT 4000 handheld unit as part of the WMS 4000 wireless system. Offering up to 1,200 selectable UHF frequencies, the WMS 4000 system comprises the SR 4000 receiver, HT 4000 handheld transmitter and a PT 4000 bodypack transmitter. The fully HiQnet-compatible WMS 4000 features a backlit display, battery life indicator, Silent mode, environment scan, auto-setup frequency search and rehearsal functions.




## NADY SYSTEMS PSW 18A AND SSW-15A SUBS

Nady ([www.nady.com](http://www.nady.com)) releases the PSW 18A (\$869.95) and the stereo powered SSW-15A (\$639.95) subwoofers. The PSW 18A combines an 18-inch woofer and a 1,200W amp for a max 123dB SPL. It has balanced XLR and 1/4-inch inputs, adjustable 20 to 500Hz response, recessed handles and black carpet covering. The SSW-15A uses three internal amps to power a 15-inch woofer (300W) and two optional, external, two-way speaker cabs (2x160W). It has separate volume controls for all three outputs, a passive lowpass filter, separate left and right TRS balanced inputs, and parallel outputs.

## RENKUS-HEINZ SYGMA INSTALL LOUDSPEAKERS

The Sygma line from Renkus-Heinz ([www.renkus-heinz.com](http://www.renkus-heinz.com)) comprises high-performance, installation-specific cabinets. Self-powered SG models can connect to RHAON, the company's Ethernet-based audio operations network, via each cabinet's built-in PF Series Intelligent Digital Amplifier. The SGX Sygma models are designed for use with external amps.

Initial offerings in the series range include the two-way coaxial SGX41, with a 4-inch woofer and 1-inch tweeter, the SG61 and SGX61—with a 6.5-inch woofer and 1-inch titanium HF driver on a 150x60-degree complex conic horn—and the SG/SGX42, a stair-step/stage lip loudspeaker with dual 4-inch/1-inch drivers. Three full-range, two-way, multi-angled cabinets include the SG/SGX81 (8-inch woofer, 120x60-degree complex conic horn), SG/SG121 (12-inch woofer, 90x60-degree horn) and SG/SGX151 (15-inch woofer, 90x40-degree horn). A Windows GUI implements advanced network features such as half/quarter-latency modes of CobraNet, and drag-and-drop signal routing. RHAON lets users assign each speaker to one of 64 audio channels; control parametric EQ, delay and compression via onboard DSP; and monitor the amp/drivers. ■






# hear this

## *the amethyst*

*"Detailed and exciting, the Amethyst is at home in front of anything from horns to vocals, rock drums to screaming guitar amps. The Amethyst is a powerful tool and it's artful craftsmanship inspires creativity. It's consistently open and natural sounding—a must have for any mic collection."*

*— Reviewed by Beau Sorenson  
Studio Engineer, Smart Studios  
(Death Cab for Cutie, Garbage, Sparklehorse...)*



*Watch for these models from Violet Design*

Flamingo Jr



Pearl Standard



Black Knight



Magic Ear



Flamingo Stereo



Finger



Globe



AVAILABLE FROM THESE FINE DEALERS:



952-212-8254



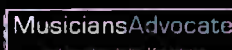
888-267-6376



800-878-8882



800-356-5844



702-492-6803



615-742-5291



636-240-8411

# Learning From a Classic

## Summer School Students Re-Record The Beatles

Inspiration comes from all kinds of funny places. Last year at this time, I was one of the judges for a local AES student recording competition. Ten songs were submitted; one caught my attention because it was so old school. I later met David Trampe, the engineer who also turned out to be that song's author and multi-instrumentalist. Checking out his bowler hat, I instantly imagined him playing bass and singing The Beatles' "Honey Pie" from side four of the *White Album*, which inspired me to revisit that old classic.

I pulled the vinyl, made a CD and listened to it in my car on the way to school. Along the way, it occurred to me that side four might make an interesting performance piece because it's so musically diverse. After I casually suggested this in my classroom, three students showed up after class, and each week another member came to jam until we had the necessary instrumentation—two guitars, bass, drums and keys. I recorded each jam, experimented with mic choice and placement, tweaking guitar amps and guiding each musician toward emulating the style and tone of a vintage performance.


From the first downbeat, the bass and drums laid a solid foundation. Jess Skadburg's cymbals were vintage Zildjians from the '70s. (His dad is a drummer.) Lead and rhythm guitars were covered by Nathan Reeder and David Hedding, respectively. Alex Ramsey handled keys. The son of blues guitarist Bo Ramsey, he can play back just about anything he hears.

### THE MISSION

As things came together, I realized this could be my summer class—a chance to take musicians and students back in time for two full-immersion, 40-plus-hour weekly sessions. I wanted to examine the combined art of group performance and mixing on the fly—of committing to and living with sounds that will ultimately end up on one or two tracks. I was aided and abetted by the timely



Rear view of kit shows placement of "doo-rag" drum damping and snare mics. Packing blankets were used to absorb cymbal splash.



Front view of drum kit shows placement of acoustic treatment to minimize snare and hat leakage into the kick mic.

release of the Kehew/Ryan tome *Recording The Beatles*. Combined with Mark Lewisohn's *Beatle Sessions* logbook, there was ample reference material.

I wanted everyone to hear how engineers made decisions using monitors from that time; my own Altec 604E loudspeakers were pulled from the garage and put into service. Mounted in their original utility cabinets and very similar to the Altec 605 coaxial speakers used at EMI's Abbey Road facility, they were even powered by a vacuum tube amplifier: a modified Groove Tubes Dual 75 (with KT-66 output tubes). The Altec 604s' sonic window is solid from 80 to 10k Hz, focusing on what is most important—everything above and below was "there" but not distracting—with surprising imaging. (An optional Bag End subwoofer was available for "support" for anything from 80 Hz down to 40 Hz.)

Everyone was invited to bring familiar material; all were astounded. Peter Bregman, my technical assistant, was amazed that the Altecs sounded any good, but the proof came after we burned the first CD. (I really wanted disc-cutting ability, but that was above and beyond anything I could pull off for this class.) The midrange was remarkably smooth, and while we couldn't hear above 10 kHz as well as we did below, the top was right where it should be.

What we heard on the bottom translated equally well—neither overpowering nor wimpy. Music production is a lot like assembling a puzzle with the ultimate goal of making the seams disappear. To that end, we succeeded. Was it the tubes? The tape machine? The entire analog process? I'd like to think that our good sonic fortune was not just the gear, but the combined result of every step taken. Knowing we'd be mixing along the way rather than at the end put the emphasis where it needs to be.

### ALT MONITORS

In addition to the Altecs, alt monitors included modified Polk consumer speakers and Electro-Voice MS-802 near-fields. A Furman Model SRM-80 conveniently allowed us to select between the console, two turntables (mono and stereo) and a CD player. Dynaco and Craftsman vacu-



# Can the performance features of Neutrik's XX series connectors improve your love life?



NC3FXX



Possibly. You see, research has long established that the key to a better love life is greater confidence. And that's where we can help.

While our X series connectors are the industry standard, our next generation XX series provides even greater performance. The increased durability, ease, and speed of XX brings a fresh new sense of self-assurance to every area of your life.

Exactly how do we improve performance? Notice the ingenious "cage" type female contact. It creates multiple contact points that increase conductivity and reduce wear.



Now check out the aptly named "solder cup." It keeps the solder away from the contact, for faster, easier assembly. You're feeling remarkably in sync with your mate, and you're not even sure why.

How else does the XX help? Our new ground contact enhances conductivity

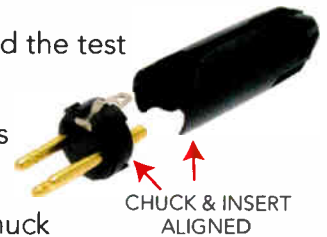
between the chassis and cable connector. And our



unique latch design improves security, ease, and speed. Your co-workers keep asking you why you're smiling.

But can the XX stand the test of time? No problem.

Our unique guide flaps ensure easy, secure alignment. And our chuck type strain relief has higher traction teeth, for increased retention under the toughest operating conditions.



You're going to have a great time on that cruise to nowhere.

The moral of this story? If you want a better love life you need a better connector. The XX series from Neutrik.



**NEUTRIK**  
CONNECTING THE WORLD

[www.neutrikusa.com](http://www.neutrikusa.com)

um-tube phono preamps rounded out the playback. We played a lot of records and vintage tapes that I have collected. For the latter, an American Harvest food dehydrator was on hand to reactivate the binder. I even pre-baked all of the vintage tape: Ampex #99 ½-inch and #06 ¼-inch stock.

## INITIATION

Five tape machines were collected, all familiar names—3M, Studer, Otari, Fostex and Tascam—one per student. Day one was an introduction to basic editing. Students came to appreciate each machine's idiosyncrasies—how

to thread, deal with tape on hubs instead of reels, and how some designs were better for editing, looping and flanging. On day two, we explored the finer points of "manual" tape flanging. During the two-week period, the machines had to be calibrated and repaired, just like "the good olde daze."

Day 2 continued with drum, microphone and placement "auditions," well before the musicians came in, giving us a leg up and minimizing wear and tear on the band. From the beginning, the emphasis was on the importance of taking the time to get the best tones and performances. Once all of the

drum mics were committed to one track of tape, there was no going back. These pre-mixes (and care during bounces) saved us much time in the end, although the mix engineers still found plenty to do with four tape tracks, tape echo/delay and a live chamber.

## THE GEAR

The equipment and mic choices were made based on what was readily available. Vacuum-tube amplification was used wherever possible. The upside of repairing as much gear as I do is that I know who has what. Kipp Manske provided two Ampex MX-10 mixers that were used on drums during tracking. On day two, the drummers auditioned several kick mics—three from Electro-Voice (the N/D868, RE-20 and 664), a Sennheiser MD-421 and an AKG D 12. The D 12 was the first choice because it delivered a more authentic vintage kick sound. The RE-20 and the N/D868 were tied for being good kick mics. (The RE-20 and the D 12 were also surprisingly good vocal mics.) After optimizing the D 12's placement, we placed a pair of 2x4-foot acoustic baffles horizontally in front of the kit, on either side, to control the hi-hat and snare leakage into the kick mic. A carpet roll and blanket were also laid over the top of the baffles (and kick drum).

During the evaluation process, we learned rather quickly that it was easier to discern low-frequency microphone subtleties when the preamp's input transformers weren't saturated. (The MX-10s use tiny Beyerdynamic transformers about the size of a UTC "ouncer.") Our support tech, Peter Bregman, built a 4-channel pad/phase-reverse box to tame the incoming level and minimize low-frequency cancellation from the multiple mics.

We had six snare drums; a Red Gretsch "Catalina" with wooden shell (on loan from Tom Hambleton's Undertone Music) quickly became the fave. From there, the kick and snare (Cascade Fathead ribbon on top, transformerless Shure SM57 on bottom) were respectively routed into left and right channels of Manley's Massive Passive and Variable Mu compressor/limiter; the Manley delivered its magic in Limit mode, with fast attack and slow or medium-slow release settings.

A second MX-10 combined the processed kick and snare with two kit mics—a Shure SM76 omni dynamic directly overhead (supplied by Mic King's Jeff Roberts) and a Coles #038 ribbon (behind the drummer's head, aimed at the toms). The mono mix was fed to track one of our 3M M-80 ½-inch 4-track. Provided by Colin McArdel, the M-80 was a prototype version based on M-79 parts with signal electronics on top with the meter bridge. It never made it to mar-

**PLUG  
PLAY  
PERFORM**

It's that easy to get started with the MXL USB.006. No menu's, no drivers to install. Just plug it in, set your preferences and you're recording! Ease of operation is just the beginning. Inside this great looking body you get a true Gold Diaphragm Studio Condenser Microphone - not a cheap dynamic or noisy electret. Its got real analog volume adjustments to ensure precise gain staging and sounds just like a studio mic should. The MXL .006 comes with a 10' USB cable, a table stand, a travel case and is MAC and PC compatible. Audition one today at most fine music retailers.

(800) 800-6608 / [www.mxl-usb.com](http://www.mxl-usb.com)

**MXL**





Music is your life. Make it a career.

THE  
**LOS ANGELES**<sup>SM</sup>  
RECORDING SCHOOL

888 688 LARS 6690 Sunset Blvd. Hollywood CA 90028 [larecordingschool.com](http://larecordingschool.com)

© 2005 The Los Angeles Recording School. All Rights reserved. The term "The Los Angeles Recording School" and The Los Angeles Recording School logo are service marks of The Los Angeles Recording School.

World Radio History



ket, but it sure made music for us. Students were constantly commenting on how tactile the process was. Everything they touched had an effect on the sound.

**MICS AND MIXER**

From the first rehearsal, we had success with a Shure SM58 on an SWR bass amp. By the time of the session, we had also acquired an Altec 438 preamp/compressor that brought us that much closer to the "Paul McCartney tone." (Bass was routed to track 2.) Rhythm guitar amps alternated between a Vox AC-30 re-issue (provided by John Asche) and a Fender "Pro Junior," both with EL-84 output tubes and miked with either an AKG D 12 or a Coles 4038. Lead guitar was played through a Groove Tubes Solo Single (with a single EL-84 output tube) and miked with an RCA 74 "junior" ribbon mic. A modified Peavey stereo chorus 210 was the alt lead amp. Guitar mics fed the Dave Hill-designed Summit preamps and Pultec-style equalizers that were routed to tape tracks 3 and 4.

Four-track monitoring was handled by a mid-70s-era Raindirk desk, a 12-input, 2-bus mixer that was "on loan" from David Corter and in for tweaking (timing is everything); all of the electrolytic capaci-

tors having been upgraded by Corter to the Nichicon MUSE Series. The Raindirk is a hybrid of mostly discrete transistors except for updated op amps on the mic/line inputs, EQ and summing amps. It has two aux buses, one of which was used for talkback and the other for our mono cue system. The mixer included two mono modules—AD&R model 670 complex limiters—that were not ready in time for the session. This console is rather odd in that all of the I/O connections were opposite to today's standard—XLR male for inputs and XLR female for outputs. This required quite a few adapters.

**HALFWAY THERE**

Days three and four were reserved for tracking, and in that time we captured five songs from The Beatles first album (the UK release entitled *Please Please Me*), four from the *White Album* and "The Medley" from *Abbey Road*. For everyone involved, the experience and the process was a fun-filled and highly challenging journey into the past that is to-



From left: David Hedding (rhythm guitar/vocals), Alex Ramsey (keys/vocals), Jess Skadburg (drums/vocals), Nathan Reeder (lead guitar/vocals), Tom Colvin (strings), Eddie Ciletti, Peter Bregman (tech), Rob Rogers (strings), Maynard Madsen (strings), Daniel Olivares (strings), Drew Hau (strings/backing vocals)

tally applicable today. I came away with an even greater appreciation of The Beatles as musicians. While that first album was never intended for stereo release, the ability to isolate the vocals from the rhythm section allows great insight into what a great *live* performing band they were. Simple, understated playing; remarkably precise vocals. Stay tuned for Part 2: overdubs and mixing. ■

*Eddie thanks everyone who helped make this Summer Session possible. Visit [www.mixonline.com](http://www.mixonline.com) for sonic samples and pictures.*

**PUT YOURSELF IN THE MIX**


*Would you like to mix concert sound like Conservatory graduate Eddie Mapp for Evanescence, Staind, POD and Zakk Wylde? What about winning a Grammy for Radiohead's 'Hail to the Thief' like Darrell Thorpe? Thousands of audio recording professionals have graduated from the Conservatory to work in a career that they had only once dreamed about. With your passion and our training you too could be working as a recording engineer, mixing sound for motion pictures and even touring with bands as their Front of House engineer. When it comes to audio... **WE ARE THE EXPERTS. LET US HELP YOU GET IN THE MIX.***

**CONSERVATORY OF RECORDING ARTS & SCIENCES**  
 2300 E. Broadway Rd. | Tempe, AZ 85282  
 1205 N. Fiesta Blvd. | Gilbert, AZ 85233  
**1-888-273-6412**  
[www.audiorecordingschool.com/mix.html](http://www.audiorecordingschool.com/mix.html)



# CONSOLE SOUND. RACK PRICE.

If you're serious about audio, you're undoubtedly familiar with SSL. Their consoles are the heart of the most sought-after studios in the world, imparting a bit of sonic magic to everything that passes through their circuitry. But this magic carries a hefty price tag.



With the XLogic X-Rack Series, you can piece together your ideal combination of SSL modules — all of which come directly from a variety of SSL consoles. These modules are racked in a dedicated XLogic rack that provides Total Recall for your settings, providing the best of the analog and digital worlds. These X-Rack modules are DC-coupled, which means these modules will sound the same twenty years from now as they did the first time you plugged them in. These aren't emulations of the SSL sound — this is the real deal, SSL SuperAnalogue DC-coupled circuitry. Console sound at a rack price — SSL XLogic X-Rack.

Sweetwater Sales Engineers specialize in putting together custom recording systems and can put together a customized SSL X-Rack system that meets your needs. Call today and the experts at Sweetwater will configure the perfect SSL X-Rack system for you.

## XLogic X-Rack Modules

### Mic Amp Module

The perfect front end. SSL mic pre with 75dB of gain, variable impedance control, and high- and low-pass filters.

### Channel EQ Module

One of the most revered EQs ever. SSL's twin-curve 4-band parametric EQ from the E and G series consoles.

### Dynamics Module

Classic compression. Dynamics processing ripped straight from the XL 9000 K with compression, limiting, expansion, and gating.

### Four Channel Input Module

Integrate outboard gear. Four line-level inputs with solo, volume, and pan with insert points for each input.

### Eight Input Summing Module

Eight Stereo Inputs. Input synths, submixes, multi-channel feeds from audio interfaces, or any other stereo signal into the X-Rack.

### Master Bus Module

The final link in the chain. Mix insert and sum points, mono compatibility check, and master metering with monitor outputs.

**Solid State Logic**  
SOUND | | VISION

**800-222-4700**  
sweetwater.com

**Sweetwater**  
Music Instruments & Pro Audio

## Tools of the Trade



### RYCOTE S-SERIES WINDSHIELD SYSTEM

Field recordists will love this lightweight suspension and windshield system from Rycote (dist. by Redding Audio, [www.reddingaudio.com](http://www.reddingaudio.com)). The S-Series system (starting at \$349) allows the user to adjust and reposition a microphone quickly via a one-piece web suspension made entirely

of durable, flexible, lightweight plastic that will fit all microphone diameters from 19 to 25 mm. A "pinch release" allows the user to change the position of the suspension, while the windshield features a twist-lock system that attaches it to the chassis ring for quick, easy release. An integrated acoustic fur covering features <30dB wind-noise suppression. All units include an XLR cable with Neutrik NC3 (XLR-style) connectors with gold-finish pins and a pistol-grip handle.



### SONIFEX RB-SC2 CONVERTER

This single-rackspace sample rate converter from Sonifex (dist. by Independent Audio, [www.independentaudio.com](http://www.independentaudio.com); \$1,150) supports rates up to 192 kHz, has two independent sample rate converter circuits using a common clock source, and offers two optional video synchronizing boards that can be synched to either an analog video signal or SDI digital video signal (HD or SD). Output formats include AES/EBU, S/PDIF and Toslink optical. The sample rate of the outputs can be set by an internal clock or from various external synchronizer sources. A special X-Lock mode allows the unit to function as a full bi-directional sample rate converter that can be

inserted between two digital devices running at different rates, ensuring that the two devices remain locked. The box can also be controlled remotely via the RS-232 port.

### M-AUDIO PULSAR II MIC

The Pulsar II (\$199) small-capsule condenser microphone from M-Audio ([www.m-audio.com](http://www.m-audio.com)) replaces the company's original Pulsar and features a 3/4-inch-diameter, 6-micron Mylar evaporated-gold diaphragm that promises to deliver 2dB SPL over the model's predecessor. It also features a -10dB switchable pad and 12dB/octave highpass filter. It offers max SPL of 144 dB at 0.5% THD (with pad engaged) and



equivalent noise of 16 dBA. It is available individually or in matched sets, and ships with a wooden box, windscreen, mic clip and manual.

equivalent noise of 16 dBA. It is available individually or in matched sets, and ships with a wooden box, windscreen, mic clip and manual.

### WAVES API COLLECTION

Promising accurate digital rendering of classic API analog console hardware, the Waves ([www.waves.com](http://www.waves.com)) API Collection (\$2,000, TDM; \$1,000, native) features four processors: the 550A 3-band equalizer, 550B 4-band EQ, the 560 graphic equalizer and the 2500 stereo compressor. The 550A features the familiar dual-concentric rotary knobs offering 12 dB of boost/cut across five frequencies per band. The 550B offers four bands with seven selectable frequencies per band, while the 560 graphic EQ features 10 separately addressable bands on sliders, each offering 12 dB of boost/cut. The 2500 compressor features separate threshold, attack, ratio and release controls with a second fine adjustment for release set in milliseconds. There are also separate knee, tone and

### TC ELECTRONIC DIGITAL KONNEKT X32

This all-in-one digital problem-solver from TC Electronic ([www.tcelectronic.com](http://www.tcelectronic.com)) is





detector controls, and a rotary switch allows the user to select the degree of stereo linking from 100% to independent.

**AURALEX ACOUSTICS  
STUDIOFOAM SMARTPAK**

This versatile studio acoustic solution from Auralex ([www.auralex.com](http://www.auralex.com)) comes in several combinations that start at \$179. The 2-inch Studiofoam® SmartPak™ totals 48 square feet with 12 wedge- or pyramid-shaped 2x2-foot panels per pack. The 4-inch Studiofoam SmartPak totals 24 square feet with six 2x2-foot panels packaged together, and the LENRD SmartPak includes four bass traps. All SmartPaks are available in charcoal, purple and burgundy. Alternate colors and alternate sizes, such as 1- and 3-inch products, are available via special order in standard packaging.

**BLUE SKY EXO DESKTOP SYSTEM**

Blue Sky's EXO (\$399, [www.abluesky.com](http://www.abluesky.com)) active desktop speaker system comprises two 3-inch, two-way satellite speakers that are 35 watts and 8x5x5 inches (HxWxD), with 1-inch tweeters, a separate 8-inch subwoofer that is 90W and 13.8x12x13 (HxWxD), and a desktop remote control and connection hub. The sub carries the amplifiers and bass-management circuitry for the system, while the hub allows the user to input and monitor an assortment of peripherals simultaneously via XLR, TRS, RCA and 3.5mm mini-jack inputs. The hub allows separate volume control of the sub and main speaker set, and has a 3.5mm mini-jack headphone output.



**FABRIK SIMPLETECH  
SIMPLEDRIVE**

The Pininfarina design has the Fabrik SimpleDrive ([www.simpletech.com](http://www.simpletech.com); 80 GB, \$99; 1 TB, \$450) looking more like a race car than a hard drive, but this head-turner is more than just stylish. The 7,200 rpm FireWire/USB 2 desktop drives offer an oval drive capacity meter on the top that surrounds the one-click backup button. The button engages the included One-Click™ backup software, ensuring an easy solution for busy engineers who are looking to keep



their data safe. The drive also comes with 2 GB of storage at the MyFabrik.com site to store, access, organize and share personal or professional content online.

**KJAERHUS MPL-1  
MASTERING PLUG-IN**

This mastering plug-in from Kjaerhus ([www.kjaerhus.com](http://www.kjaerhus.com)) uses an oversampled peak-detecting algorithm designed for excellent high-frequency performance with no overshoot or clipping in the final D/A conversion. The MPL-1 (\$98, VST/Audio Units/Windows; \$118, Mac



OS X VST/RTAS/Audio Units) uses a new stereo-linking technique that allows peaks to be limited individually on each channel while longer-lasting overall gain reductions are linked. This means that peaks in one channel will not produce artifacts in the other channel, while the average program compression remains the same overall. A Program-Dependent Release (PDR) function minimizes pumping effect and increases loudness. The MPL-1 offers TPDF dithering for 8, 16 and 24-bit output resolution. Four stereo meters show the peak input and output levels, as well as compression and RMS output.

**AVLEX SUPERLUX E531/BCS**

The battery-powered E531/BCS (\$49) M/S stereo field microphone from Avlex ([www.avlex.com](http://www.avlex.com)) features a cardioid polar pattern for its mid-section and a figure-8 polar pattern for the side. The mic offers control over the stereo image during mix-down and is powered by a single 1.5V AA battery that is capable of providing upward of 200 hours of use. It also provides an on/off switch to help users maintain the battery when the unit is not in service. The E531/BCS comes with a microphone stand clip that supports 3/8-inch and 5/8-inch threads, plus a foam windscreen.



**LIGHTWAVE G5 BOOM POLE**

This lightweight and affordable mic boom pole from Lightwave Audio Systems ([www.lightwavesystems.com](http://www.lightwavesystems.com)) uses a patented triple-cam locking system, allowing for a minimal 15 degrees of twist to lock/unlock, facilitating cleaning and reducing the likelihood of jamming. As an option, the G5 News Pole (\$299, without cable; \$385, with cable) is available with an internal coiled cable using Neutrik NC3 (XLR-style) connectors with gold-finished pins. The collapsed length is 2 feet/2 inches, while the extended length is 8 feet/2 inches. The tube comprises five carbon-fiber sections and weighs only 20.5 ounces with the coil.

**SOUNDCRAFT FX MIXERS**

These three new FX mixers from Soundcraft ([www.soundcraft.com](http://www.soundcraft.com)) offer a variety of pro features, as well as 32 Lexicon 24-bit digital effects using the same AudioDNA® processor found in many Lexicon and DigiTech outboard products. The Soundcraft FX16ii (\$1,079), which descends from the Spirit FX16, offers 26 inputs, 16 direct outputs, four stereo returns and rotating connector pod, allowing cables to be connected conveniently behind the rack to save space. The EFX (\$539) is the smallest console in the Soundcraft multipurpose range and is available in 8- and 12-channel versions. It features the GB30 mic preamp, one aux send and one FX send on each channel. The MFX (starting at \$749) offers two group buses, two aux sends, one FX send on each channel and two stereo input channels, all offered in three frame sizes: eight, 12 and 20 inputs.




**UNIVERSAL AUDIO 88RS, LA3A PLUG-INS**

These two plug-ins for Universal Audio's ([www.uaudio.com](http://www.uaudio.com)) UAD DSP system model legacy hardware from Neve and Teletronix. The Neve 88RS plug-in channel (\$299, Audio Units/VST/RTAS) offers EQ and dynam-



ics from Neve's flagship analog console, including 4-band parametric EQ with high- and low-shelf filters, and a limiter/compressor/gate/expander dynamics section. The LA3A compressor (\$149, Audio Units/VST/RTAS) features gain and peak-reduction controls, plus a limit/compress switch, and is modeled from a "golden" vintage unit in the company's collection of hardware.



**ANTARES AUDIO TECHNOLOGIES HARMONY ENGINE**

The Harmony Engine (\$349) native plug-in from Antares ([www.antarestech.com](http://www.antarestech.com)) is a real-time, vocal-modeling harmony generator featuring four independent formant-corrected harmony voices, a variety of harmony-generating modes, humanization features and a real-time preset system for harmony and vocal type. The plug features Antares Throat Modeling technology that processes each harmony voice through a physical model of the human vocal tract. Other features include fixed or scale intervals, chord by MIDI, and spread and register controls that let users quickly set the pitch range and harmony style of their vocal arrangement. Harmony Engine is available for RTAS (Mac OS X and PC), VST (Mac OS X and PC) and Audio Units (Mac OS X).

**SENNHEISER EVOLUTION 912 S BOUNDARY MIC**

The Evolution 912 S (\$375) boundary microphone from Sennheiser ([www.sennheiser.usa.com](http://www.sennheiser.usa.com)) has a frequency response of 20-20k Hz and offers a maximum SPL of 134 dB (at 1 kHz). The pre-polarized condenser offers a half-cardioid pickup pattern and is



acoustically optimized for speech applications. An internal DIP switch bank allows the e 912 S' frequency response curve to match the response of the e 912, or may alternatively be switched to select low cut, low and high boost (factory preset), or low boost. In addition, the mic may be switched on or off using the integrated programmable membrane switch. A second internal DIP switch bank provides additional feature selection, including on/off (factory preset), push-to-talk button (PTT), cough button (PTM) or permanently switched on (ON).



**DEVA 5.8 RECORDER**

The new Deva 5.8 (\$12,500) hard disk audio recorder from Zaxcom ([www.zaxcom.com](http://www.zaxcom.com)) features eight integrated hardware faders, 10 tracks, an internal DVD-RAM drive and a Flash media slot. For a complete solution in the field, the unit integrates with the Deva Mix-12 control

surface, which handles location mix and record functions, eliminating the need for an external mixing console. It is capable of recording 10 tracks directly to the compact Flash memory card, which is mounted on the control panel for quick and easy transfer of material. ■





PRODUCTION

# THE PROFESSIONAL'S SOURCE



real world solutions from industry professionals!

[www.bhproaudio.com](http://www.bhproaudio.com)



800-947-5508 | 420 Ninth Ave. New York 10001 | We Ship Worldwide



# Solid State Logic Duality Analog Console

## Legacy Signal Path With DAW Control and Editing

**D**uality, SSL's newest large-frame analog console, not only melds Legacy E, G and K analog components with key components of the C Series and AWS consoles, but also interfaces directly with a connected DAW system through its own controller layer for mixing, recording, editing and plug-in parameter manipulation. You might say Duality is DAW-agnostic: It works with all popular software-based DAWs, using both HUI and Mackie Control Universal (MCU) emulation protocols.

The unique channel strip "split" design allows for dividing any desired channel strip's analog processing between two separate signal paths, to and from the DAW. For instance, you can record using the DAW system like a multitrack tape deck and then switch to Duality's controller for elaborate hybrid mixes. You can rely on the DAW's "in-the-box" editing and processing with Duality's analog summing, processing and optional automation with Total Recall™.

### DUALITY PHYSICALITY

Duality is available in three console sizes: 48, 72 and 96 channels. You can order the console with 12-degree wings, a producer's desk and an integrated or remote patchbay.

The board's analog side combines SSL's SuperAnalogue capacitor-less, servo-coupled and fully balanced design from the XL 9000K Series with a "best-of" list of features from the venerable E and G Series consoles, as well as new features including the Variable Harmonic Drive™ (VHD) microphone preamp section. The VHD emulates either the second-harmonic (tube) or third-harmonic distortion (transistor) in any combination or amount using the input and drive controls. This section is available for either microphone inputs or DAW tracks on playback.

On the controller side, you'll find features from the AWS 900+ and the 480 TFT channel displays of the C Series digital consoles. Surface-mount technology is used throughout, and all of the channel strips and other modules easily slide out after you remove two or three screws. Each console section is individually powered by its own built-in power supply; this

is a "plug-and-play" board. The 48-channel model draws less than 15 amps from a single 110VAC circuit.


For superclean installations, all connections to Duality are lined up across the back of the console, where a convenient cable trough is provided. The console's end supports are hollow, allowing wiring to be passed to sub-floor conduits. Connectors are standard: XLRs are used for mic/line inputs; monitor/cue system outputs, external stereo and 5.1 sources; DAW sends and returns; and bus outputs via DB-25 connectors. Sixteen MIDI ports provide HUI or Mackie controller interface and MTC/MMC paths. Duality also has an RJ45 jack for 100baseT Ethernet connectivity and its own IP address for network access and possible future remote diagnostics.

### SCREENING PROCESS

On a 48-channel Duality, each of the eight impressive TFT displays shows the settings for a group of six channel strips. When a channel strip is selected at Central Routing, that channel's section on the TFT is highlighted in green. Stereo and multitrack bus assignment, VU level, automation fader level and the associated DAW track status (selected, record or edit) are always visible.

LED meters used in the K, G and E Series dynamics sections are replaced by larger and higher-resolution versions on the TFT. The TFTs schematically show the signal chain routing order and any active processing on both paths. The new Eyeconix feature offers a library of icons and images to substitute for track names. These show up in place of the TFT's 24-bus assignment area. Eyeconix images, track names and projects are managed using a Java application called Duality Remote; it runs on any computer connected to Duality's Ethernet port.

In the center section, the Plug-In Editor interface uses a smaller, inset TFT screen and is similar in function to the AWS 900+. This screen doubles as the interface for Total Recall and fader/mute automation. For those jumping between platforms, the Master DAW control panel comes with software templates for Pro Tools, Nuendo, Cubase, Digital Performer, Logic and SONAR.



### DYNAMICS AND EQ

The dynamics section is nearly identical to that of the 9000K Series (but adds sidechain listen and variable hold to the gate/expander) and to the company's XLogic range of outboard processors. Next are the third-order, 18dB/octave highpass and second-order, 12dB/octave lowpass filters, followed by the 4-band parametric equalizer, which can be switched between E and G modes.

Channel panning on the Duality is accomplished using the L/R, front/rear Focus and LFE knobs. The Focus knob continuously varies panning between phantom L/R imaging and hard LCR panning. This control solves myriad panning and routing problems that can occur during surround sound mixing. The LFE knob sets the amount of channel output feeding the LFE bus. At the bottom of the channel strip is the D-Pot rotary controller and a 100mm channel motor fader. Either the fader or the D-Pot can be used for analog channel record level if you want to use the other for DAW playback.

### SMOOTH OPERATION

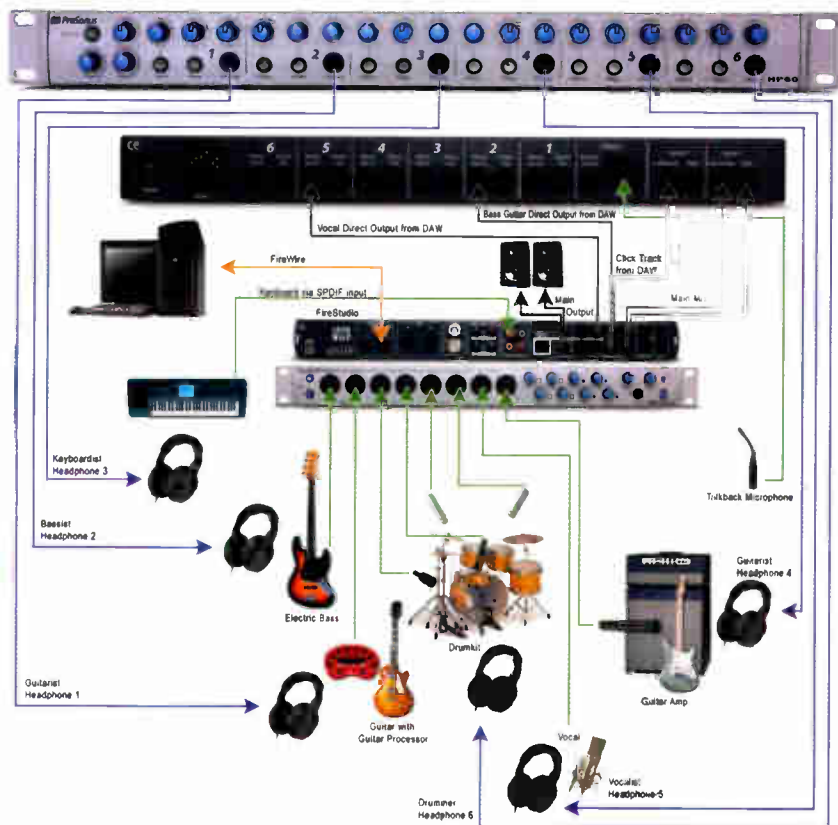
The Master Fader, like all of Duality's large faders, is a smooth-feeling, 100mm motor-



# MORE ME!

FEATURED ARTIST: THE LAZARUS HEART ([www.thelazarusheart.com](http://www.thelazarusheart.com))

## HP60 Six-Channel Headphone Mixing System



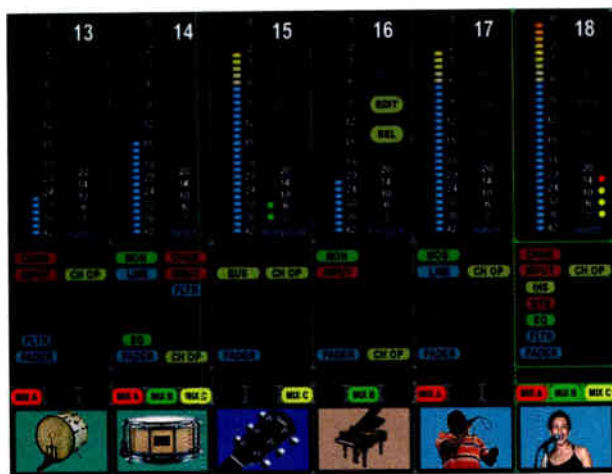
"CAN I GET MORE ME?" Everyone in the band wants a different headphone mix. Give the drummer more click, the singer more vocal, the guitarist more guitar, the bassist more bass, all without effecting each other's mix!

It's easy with the **HP60** since you have three stereo or mono inputs to mix between for each of six headphone outputs! Send the main mix to Input A, the click to Input B and each individual musician's output to their direct input on each channel or any other combination you can dream of. Use the HP60's talkback to communicate with the musicians at the push of a button. And as with all PreSonus products, you can be sure that your HP60 will be loud and clear!

### FEATURES

- Six independent ultra low-noise and HIGH OUTPUT headphone amplifiers
- Two sets of stereo or mono inputs (A and B) with balanced TRS connectors
- Stereo external input point on each channel for "more me" control
- Mix control between inputs A and B
- Talkback with external XLR microphone
- Direct stereo line output on each channel
- Mono and mute on each channel
- \$299 (estimated USA street price)

The recording experts at Sweetwater have been helping pro and project studio owners put together their perfect recording rig for decades. They know that when a musician gets the right headphone mix, they turn in an inspired performance. Call Sweetwater today and pick up an HP60. Your sessions will never be the same again!



For a 48-channel board, each of the eight TFT displays shows the settings for a group of six channel strips.

ized unit. The master fader uses three 12-bit (36-bit resolution) multiplying digital/analog converters (MDACs) to control all three stereo buses. MDACs are used throughout to control analog audio.

The main output function controls the three stereo buses, which also double as a full 5.1 surround bus. Mix A, B and C are represented in a matrix. Each stereo bus pair has a switchable insert point—either pre- or post-master fader. You can also choose which stereo pair is to be compressed and/or summed together for master output. With so many output capabilities, deriving simultaneous, specialized multiple mix stems is a breeze.

The eight group faders work as master/slave like the old-style SSL VCA faders or in Fader Link mode, where fader and/or mute activity on one is replicated on all other linked faders. A good-working DAW trackball is built in, but there is no QWERTY keyboard.

### BUS COMPRESSION, MONITORING

The main bus compressor (as well as all of the channel dynamics) uses VCAs in Duality because it's the same design found on the SL4000 console. It can be used on any or all of the stereo buses, or as a 6-channel surround compressor. You can also include LFE channel information in the sidechain (or not), and a clever sidechain-summing scheme can be substituted for the typical "loudest-bus-in-the-mix" surround sound sidechain derivation.

A digital readout lets you calibrate the large monitor knob (it goes to 11!) using the onboard pink/white-noise generator. There are three console monitoring modes: mono, stereo and 5.1, with two stereo and two 5.1 loudspeaker monitor choices. Pro-

grammable fold-down choices switch from 5.1 to stereo to mono, and four external 5.1 monitor sources like DVDs or SACDs are possible.

Solo options are plentiful, with destructive solo-in-place, AFL, PFL, PFM (where PFL signals are fed to the small speakers) and ALT, where pushing another Solo button resets previously solo'd channels, MOM (momentary solo) and my fave, SIF, or solo in front.

### LET'S DO A MIX!

I began a surround remix of a 48-track Pro Tools production I had mixed inside the box for a stereo CD release. Because all Pro Tools automation moves show up on the controller layer, it's easy to start a mix inside Pro Tools and finish it on Duality. I could retain my extensive breakpoint automation vocal moves and my "re-arrangement" mutes to tweak on Duality. Essentially, all I did was stem out the existing mix to 5.1 channels, re-adjust balances and massage the ambient effects.

There are so many ways to set up a session, but changing to a different DAW system channel setup requires rebooting Duality—it takes five seconds. I opted to split the console in half: The left side had 24 physical analog outputs from Pro Tools and the right side was a 24-channel controller with its scribble strip showing the session track names. As a first-time user, I found this split setup easier. I was never confused if I was changing something inside of Pro Tools or on Duality. I never had to think if I was changing stem 23 or track 23 in Pro Tools.

HUI protocol provides access to banks of up to 32 channels, and I had access to all Pro Tools channels (65 total) and effect returns by just switching banks of those 24 controller channel strips using the left/right arrow button on the Master Control panel.

With a minimal learning curve, mixing on Duality is a breeze; just like a 9000K, everything happens in the best way sonically. The default E Series EQ works the same as always—great 99 percent of the time. That EQ is the sound of SSL I've always liked: It can be aggressive or mellow. The G EQ mode applied to a tom-tom track made it poke out of the drum mix to which I had assigned to four analog channels.

On kick and snare channels, the gate

and compressor worked better than a 9000K because I could read the meters more precisely on the TFTs. Gate "rattling," when the gate jumps quickly between being open and closed, is one of my pet peeves. I usually go into the Edit page and chop/crossfade the tom-tom tracks if I have excessive cymbal spill into them. The new gate asymmetrical threshold scheme is a winner for me for toms and noisy guitar amp tracks—it's like an intelligent agent working for you, keeping the gate working smoothly. I especially like all the metering visible. The 24 analog DAW output levels shown on the left side and the 24 DAW track levels on the controller side are much better than trying to pick them out on the Pro Tools Mixer window. I found that once I got set up and rolling, I hardly ever looked at the Pro Tools screens when mixing—and that is a good thing!

Selecting Drive In and winding up the mic preamp gain put that channel into loud overload using VHD. After backing the channel knob down so I could A/B at the comparable levels, I was sold. VHD sounds especially good on bass and electric guitars to add more "hair." I used VHD on DI guitars: I removed the guitar amp simulator plug-ins in Pro Tools, and VHD sounded more realistic.

I also liked that all Solo buttons follow their exact purpose. Solo'ing on the controller side solo'd in Pro Tools while soloing on the analog side solo'd the console—sweet! Being immediately able to hear the difference between tracks panned LCR or phantom L/R is something no surround mixer/producer should be without. I also liked the LFE Blend control. You can look at the LFE VU meter and add a track to the LFE bus and see if that track has any (below 80 Hz) information to contribute. If not, I would not use LFE blend for that track.

### DUALITY REALITY

Duality caters to the DAW generation of music-makers with its smart controller layer coupled with classic analog processing/summing. It incorporates the best of SSL's C Series, AWS and venerable E, G and K consoles. Amazingly, it was an easy transition from my past SSL experience and did not require any change in my in-the-box DAW workflow—I kept all previous work and went on to elevate the mix further using a modern, top-notch-sounding analog console. Price: 48-channel. \$275,000.

Solid State Logic, 212/315-1111, [www.solid-state-logic.com](http://www.solid-state-logic.com). ■

*Barry Rudolph is an L.A.-based recording engineer. Visit him at [www.barryrudolph.com](http://www.barryrudolph.com).*





**Professional Audio Education Since 1976.  
Industry Standard Equipment.  
International Recognition.  
Individual Studio Time.**

*Current U.S. Locations:*

**NEW YORK 212.944.9121**

**ATLANTA 404.526.9366**

**LOS ANGELES 323.466.6323**

**MIAMI 305.944.7494**

**NASHVILLE 615.244.5848**

*Plus a further 40 locations around the world!*



For more information about jump starting your career call 1-877-27 AUDIO or go to [www.sae.edu](http://www.sae.edu)

World Radio History

# Digidesign RM2 Two-Way Powered Monitors

## Console-Top Speakers Offer PMC Design, Digital I/O

Digidesign is a noted market leader in DAW technology and has established itself in the live sound market, but the workstation powerhouse is new to the studio monitor market. Digidesign enlisted the expertise of PMC, a UK-based manufacturer of speakers since 1991, to develop the RM family of powered monitors, featuring analog and digital inputs (24-bit, 96kHz) and onboard DSP that controls the crossover, bass port emulation and trim. We reviewed the flagship RM2.

### JUST THE SPECS, MA'AM

The RM2s use a 6.7-inch, "doped-cone" LF driver for lows and a 1-inch, soft-dome HF driver with ferrofluid cooling for top end. Published frequency response is 40 to 25kHz. Bi-amped using Class-D amplification, these boxes produce a maximum of 113dB SPL @ 1 m. There's 100W for the lows and 50W for the highs.

The crossover point is 3 kHz, with duties being performed by a 48-bit, fixed-point processing engine. This engine is designed to maintain imaging characteristics when using the onboard, user-selectable HF and LF adjustments. The HF gives you a tilt starting at 1 kHz, -4 to +3 dB in 0.5dB steps. The LF corners at 750 Hz, with the same cut and boost. These can help the speakers compensate for various room positions and varied listening distances from these positions. Also on the back are a gain trim of 0 to -15 dB in 1dB steps; analog and digital inputs, both on XLR-F; two RJ45 connectors for AES/EBU in and thru; a left/right selector for the digital signal; and a small toggle switch to engage the Bass-Port Emulation circuit.

A key feature is the Advanced Transmission Line™ (ATL). This design uses baffles in the interior of the cabinet (creating a "tunnel") to effectively increase the cabinet volume, extending the LF output. For a tiny little box, this design works well to extend the LF response, giving you that "in your face" bass punch needed when using them at the bridge position.

### THE ONE-ZERO CONVERSION

Digital input can be connected to the AES-3 jack and the RJ45 connector simultaneously (along with the analog ins), with AES-3 tak-

ing priority if it sees a signal. To switch between AES-3 and RJ45, the monitors must be powered down for a period of 10 seconds. When using the AES-3 input, the RJ45 thru connector will send the digital signal to the next speaker via the included Cat-5 cable. Simply select which channel of the AES signal you wish to reproduce via the Channel Assign toggle switch on the back.

These RJ45 connectors are simply that: digital connections. There is no networking, auto-calibration or remote control implemented in these speakers. It is noted in the documentation that the RM2's clock to the incoming digital source and the analog input are converted via 24-bit, 96kHz ADCs, locked to a "discrete, low-noise clock oscillator." No provisions for external clocking are provided.

### HOW DO THEY SOUND?

Digidesign recommends a 14-hour break-in period, and I can attest to this. At first, the bass was too forward, masking midrange instruments such as a guitar. After a couple weeks running, the surrounds started to loosen up and get faster, taming the low end and letting vocals come through. Once that period was over, I started to like these speakers more. Compared to my reference system, JBL LSR6328Ps, the RM2s exhibited a distinct increase in volume or level in the 2.5- and 5kHz frequency bands that was verified by a 31-band RTA. This volume increase was evident when I monitored the digital and analog input. It was most evident on vocals, snare and the upper-harmonics of electric guitar. It wasn't sibilant or exceptionally bright—there was just a difference at the top end that I found to be revealing and usable. Sixteen-bit mastered references, such as Steely Dan's *Two Against Nature* and Prince's *3121*, exhibited the same results. The RM2s were also bass heavy compared to the JBLs, which are rear-ported, but this difference was easy to adapt to.

The Bass-Port Emulation seemed to extend the lower octave in some rooms, but not in others. This feature was way too hot in my room to be usable, but you have the option and that's a good thing. I A/B'd the DACs with Digidesign 002 and Masterlink converters, and, as with all converters, there were



subtle differences. They were a little brighter than the Digidesign 002 and Masterlink converters, particularly in that 2.5- and 5kHz range, with a slight reduction in snare volume but virtually identical in imaging characteristics. Vocals stayed squarely in the center, piano imaging was precise, drums stayed in perspective, and the reverbs and delays had virtually identical placement in the soundstage. This increase in treble energy did have a tendency to bring out the strumming of acoustic guitars and the upper harmonics of strings and vocals. The bottom end was punchy, with no loss of definition.


### ARE THE RM2S 4U?

These speakers will not be all things to all people, and for \$3,498 a pair, they lack technology that their competition offers (remote control, auto room calibration, networking, etc.). But what they lack in case-of-use parameters they make up in accurate, transferable sound reproduction. After a lengthy break-in period, these speakers opened up and became virtually transparent, with vocals having a solid, 3-D center soundstage. These speakers deliver imaging and transferability, but I would like to see Digidesign and PMC take the next step in studio monitor technology.

Digidesign, 650/731-6300, [www.digidesign.com](http://www.digidesign.com). ■

*Bobby Frasier is a digital audio product specialist, pro audio consultant and educator.*





# Ramses MSC

Console Control System

## The Alternate Alternative

Ramses MSC is a new fully integrated recording, editing, processing and fully automated mixing system that has all the functionality of a large format digital console. Ramses MSC is fully configurable for film / television post-production and multitrack recording applications, and incorporates Merging's new real-time MassCore mix engine technology capable of operating at sample rates from 44.1 kHz to 384 kHz as well as DXD/DSD.

The system is scalable from 16 to 256 simultaneous input and output channels (512 combined channels) with 256 recording/editing tracks with the option of integrated standard and high-definition video. Project and session interchange formats with all mainstream audio and video systems including Protools, Nuendo, Fairlight, Avid, Final Cut Pro and more with new total control over VST plug-ins on any bus with automation. Find out more by visiting [www.merging.com](http://www.merging.com).



 **Pyramix** Version 6 MassCore  
Digital Audio Workstation



Version 6 MassCore is a deterministic real-time engine that does not rely on the Windows or Macintosh operating systems, thus avoiding the inherent latencies and processing restrictions. MassCore expands the channel and buss count to 256 resulting in the world's first 48 channel DXD/DSD editing and processing system. VST plugins are supported on channels and busses with full latency compensation.

# Audiokinetic Wwise 2007.1 Videogame Software

## Tools for Interactive Music and Audio Spatialization

**A**udiokinetic first introduced the Wwise 2006.1 audio authoring tool for videogames at the Game Developers Conference in March 2006. (See "Technology Spotlight" in October 2006 *Mix*.) It was an off-the-shelf solution designed to help game developers implement interactive audio in an environment that would feel comfortable to an audio pro.

Since then, Wwise earned the prestigious *Game Developer* magazine's Frontline Award and continues to attract the game industry's attention: The company signed a long-term agreement with Microsoft Game Studios to use Wwise on such newly released games as *Shadowrun*, developed by FASA Studio. I test-drove the recent 2007.1 update, which introduces an interactive music tool set, coupled with a redesigned 3-D audio spatialization system.

### INTERACTIVE MUSIC PRIMER

Interactive music can mean many things to many different people. In videogames, getting music to shift dynamically with constant changes in game states (as dictated by the player's actions) is a formidable challenge. Imagine the dizzying array of transitions between different cues. If you look at the way games usually implement their interactive music, the extent of music transition from one cue to the next is dependent on the game and its style of play. Sure, there have been several games with very good interactive music implementation, but most used proprietary tools to achieve it. Middleware providers, such as Audiokinetic, are beginning to introduce tools that make sense.

### THE TEST DRIVE

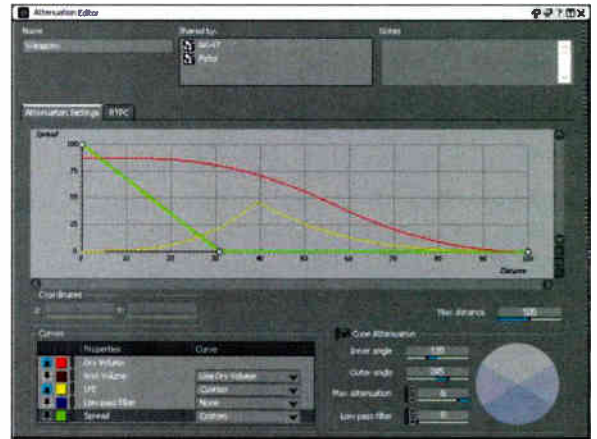
Game developers can demo Wwise 2007.1—with the SDK (which allows integrating Wwise into game engines) and application—by submitting a form on Audiokinetic's Website. Audiokinetic is only available as a licensed solution; a license fee must be negotiated with Audiokinetic. Wwise includes *Cube*, a first-person shooter game (with *Doom 2*-era graphics), with the Wwise SDK pre-integrated into the *Cube* engine, which is what I used to test Wwise. Once you download Wwise, pay attention to the install instructions as there are a lot of

things working together to make the magic happen (which, with all of the support files, takes up roughly less than 300 MB). I found the documentation to be extremely well-written; it even includes a comprehensive example project and a highly polished set of tutorials that allowed me to get up and running quickly and smoothly. For content providers, students and educational institutions, Audiokinetic provides a limited licensing agreement with online support and access to help forums.

The big news with V. 2007.1 is that Wwise now employs a sample-accurate interactive music engine, enabling composers to tie music objects to game event/triggers to create smooth musical transitions as changes in game states occur. With the new Interactive Music Hierarchy, I was able to easily manage music objects by placing and defining object properties/behaviors on an individual or group basis. These new objects include Music Segment(s)—which correspond to actual WAV files of music—and Music Switch(es) and Music Playlist(s), which are containers designed to handle either switching music segments or playing music segments in a particular order, as their names suggest. The user interface is the same as in previous versions, although I must say that I am not a fan of Audiokinetic's custom interface, which limits window resizing and multiple monitor support.

### FEELIN' THE RHYTHM

To facilitate sync and transition points for my music files, each music segment must be told its tempo and meter based on how I authored each file outside of Wwise. Along with tempo and time signature, I used the grid settings to specify how each music segment is to be virtually partitioned. By adding another level of granularity to the music segment, I had a great deal of flexibility by determining sync points for music transitions, state changes and stingers. Music



**Wwise 2007.1 features independent attenuation of several volume properties as part of the redesigned 3-D positioning system.**

Switch containers allowed me to group pieces of music according to the different alternatives that exist for particular elements within a game. For example, the container might have switches for fight sequences, stressful situations and character stealth mode.


Each switch/state contains the music objects related to that particular alternative. In this example, all of a game's music segments related to fight sequences would be grouped into the Fight switch, all of the music segments related to stressful situations would be grouped into the "Stress" switch and so on. When the game calls the Switch container, Wwise verifies which switch or state is currently active to determine which container or music segment to play. With the Music Editor window, I was able to control how a music segment behaved and in what context the segment should behave. With Wwise, I layered multiple segments on top of each other, allowing me to create more textures musically. I was also able to dynamically introduce layers (tracks) of music segments based on game events. With this, I got killer music interactivity for games. To add more interactivity to your music, you can play stingers at key points in the game action.

One of the coolest interactive music features in Wwise is the ability to use rules known as Transitions, which can be used to help bridge the gap between two music segments that sound strange when switched. Think of this as a custom fix that can be written by the composer to help resolve the segue between two segments. When a




# Broadway™

## Let the show begin!




"Primacoustic changed my room sound from booming cavern to nice and true. What I now hear from my speakers is more accurate and I didn't need a tech to set them up!"

**Randy Bachman** - Musician  
STO, The Guess Who




"Being able to fine tune a room on site makes all the difference. Primacoustic's unique mounting scheme is easy to install without trashing the surface. It Works!"

**David Rideau** - Engineer  
Janet Jackson, Sting, RLC



"Primacoustic's straight-forward instructions took the guess work out and the performance is above my expectations. What used to be cost prohibitive and complex is now cost effective and easy!"

**Jeff Wolpert** - Engineer  
Cowboy Junkies, Sarah McLoughlin



"Primacoustic came to the rescue with a bunch of affordable solutions! Now I can actually hear what I am mixing. And it doesn't cost a million dollars to help out your room!"

**Steven Page** - Singer/songwriter  
The Barenaked Ladies



### Announcing Broadway Acoustic Treatment

Broadway is a new range of high-performance acoustic panels designed to make your installation quick, easy and affordable.

Made from 6lb per cubic foot high density fiberglass, Broadway panels deliver clean, sharp and effective treatment in the most demanding architectural environments.

Broadway panels have also been tested to meet stringent Class-1 fire ratings and are ideal for use in recording studios, post-production rooms, broadcast facilities and other commercial audio installations.

So before you tell your client that acoustic control is out of the budget, check out Broadway. You may find that our value will please even the most demanding critics.

Let the show begin!



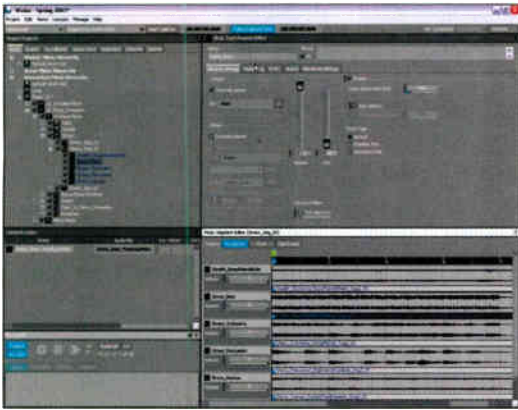
# PRIMACOUSTIC

Take control of your room

## [www.primacoustic.com](http://www.primacoustic.com)

Primacoustic - 1638 Kebet Way, Port Coquitlam, BC Canada V3C 5W9  
tel: 604-942-1001 • fax: 604-942-1010 • email: [info@primacoustic.com](mailto:info@primacoustic.com)

World Radio History



The interactive music layout features the Music Segment Editor.

transition is required. Wwise scans the Transition Matrix from bottom to top to find a transition rule that matches the situation. It will stop as soon as it finds a transition that fits, whether or not this is the best transition to apply. To apply transitions optimally, I defined rules in the Transition Matrix in descending order, from general to specific.

**SPATIALIZATION, CAR SIMULATOR**

With the newly redesigned 3-D Spatialization system, spatialization and attenu-

ation are now independent. I controlled the attenuation of dry volume, wet volume, LFE and lowpass filter independently. Using the Spread functionality, I was able to gradually control whether a sound emitted as a point source or as a completely diffused sound, changing over distance and essentially acting as interactively controlled divergence.

In addition, for sound designers working on games with vehicles, one handy tool is the Car Engine Simulator (known as CarSim), a small app that simulates vehicle physics tied to real-time parameter changes (RTPCs), which can correspond to a game's throttle, rpm, etc., values. This app will be indispensable to sound designers who want to ensure that the different rpms that were recorded are properly crossfading (using a Blend container) and to find any anomalies as to how the overall sound of the car engine is performing. However, this is only an offline tool: The only way to be certain if the car/vehicle engine will work properly

is to operate the vehicle in the game, ensuring that the engine sound is performing as expected.

**NEXT-GEN INTERACTIVE AUDIO TOOL**

Overall, I found the interactive music toolset within Wwise to be extremely powerful, and I see this as a great first step in addressing a formidable challenge to both videogame developers and composers. I say first step because I wish that the interactive music toolset/engine supported time stretching, allowing more automated music cue synching, such as that found in Ableton Live or Sony Acid. In addition, I would like to see more pro audio-quality algorithms (such as better reverbs, filters, etc.) featured in audio middleware packages.

However, I would highly recommend Wwise for any interactive audio creator or music composer looking for a commercially available interactive system that is built to bridge the gap between technology and audio/music authoring for videogames.

Audiokinetic, 514/499-9100, www.audiokinetic.com.

*Michel Henein is a freelance sound designer and co-owner of Diesel Games in Arizona.*



**What will you plug into?**

"Heil mics have as much girth as any dynamic that I've encountered, but they also have a wonderful sheen typically found in high-end condensers."  
-Russ Long

"Hey, we have known for two years how great these new microphones were - now the whole world is finding it out!"  
-Joe Walsh

"With the fast-paced aggressive music I record, it's great to have a microphone which combines the urgency of a dynamic, with the speed, clarity, and detail of a condenser. The PR30, in particular, has made my year!"  
-Kurt Ballou

[www.heilsound.com](http://www.heilsound.com)





# FREEDOM TO RECORD

Hear EXTERNAL AFFAIRS by

## LIGION

MYSPACE.COM/LIGION  
AVAILABLE NOW AT FYE.

GRAMMY AWARD-WINNING PRODUCER GREG LADAYNI and his latest band LIGION are both using the FireStudio + MSR. Greg has a rig in his studio and Ligion has one on tour recording their shows.



## FIRESTUDIO™ + MSR

Once again PreSonus breaks the boundaries of technology and delivers the most powerful, flexible and sonically superior music recording and production environment on the planet.

Enhance your creativity and work flow with the FireStudio + MSR. Ready for any gig or recording session you throw at it, the FireStudio + MSR offer rock-solid performance on the Mac or PC along with creativity-enhancing tools including talkback, speaker switching, surround sound support, input switching, expandability and more.

- High-speed FireWire (IEEE 1394) audio interface
- 24-bit resolution, up to 96k sampling rate
- 26 simultaneous inputs and outputs
- 8 XMAX Class A microphone preamplifiers
- 8 analog line inputs, 2 Instrument Inputs
- 16 channels of optical ADAT I/O (8 ch. via 96k dual SMUX)
- S/PDIF I/O, MIDI I/O
- JetPLL (jitter elimination technology) improved clarity & imaging
- Zero latency DSP mixer/router
- Mac & Windows compatible. Works with Cubase, Nuendo, Sonar, DP, Logic and more.

- Three modes: track, surround, mix
- Talkback, dim, mute and mono
- Stereo/surround speaker switching
- Input switching – Aux, TRS, S-PDIF
- Dual headphone amps

## Sweetwater

Music Instruments & Pro Audio

Sweetwater sales engineers are experts in computer recording systems. They recommend PreSonus day in and day out because the combination of sonic quality and reliability that PreSonus systems offer can't be beat.

www.sweetwater.com  
800-222-4700



# PreSonus

www.presonus.com

# MOTU 8pre FireWire Interface

## I/O Box Offers Lightpipe, Acts as a Stand-Alone Converter

With native-based DAWs coming into their own as they ride atop multi-core megamachines, today's audio enthusiasts are turning their attention—and dollars—to a marketplace full of affordable and quick FireWire interfaces. With fierce competition and plenty of 8-channel interfaces for users to choose from, MOTU's 8pre puts an enticing spin on things with its ability to double-up as a stand-alone A/D converter and a 16x12 FireWire interface capable of 24-bit/96kHz audio.

Setup was easy with MOTU's Universal Audio Installer, which includes WDM/ASIO/Core Audio drivers and a few apps, including the MOTU Audio Setup, which allows you to manage a single or multiple MOTU units, along with control parameters that designate which unit is the clock master, buffer setting, sample rate, etc. The CueMix Console app controls the onboard, DSP-driven hardware mixer for tracking sessions without latency or CPU overhead, also allowing for different monitor mixes for the main outs or the headphone outs. For sync purposes, the MOTU

prefer the MOTU's converters hands-down. The shining combination was a BLUE Woodpecker and the 8pre. At three feet above the kit and dead-center, the kit sounded well-balanced and full.

To audition the instrument DI inputs, I used a Fender Jazz bass with active pickups and compared the 8pre's preamps to a PreSonus MP20. I used the 8pre in Interface mode and recorded two takes: Take one was the bass patched directly into the 8pre as a DI, and take two was the MP20 functioning as the DI and patching the out-



### FACE VALUE

The 8pre's 1U chassis includes independent controls for all eight analog inputs, including input potentiometers with up to 40 dBs of gain, each accompanied by a -20dB pad and a 48V switch. Metering is via eight five-segment LEDs, with a range of -42 to -1 dBFS. A rotary encoder multitasks as a volume control for the front panel 1/4-inch headphone jack or the main 1/4-inch TRS outputs on the rear.

Rear panel connections come on eight analog XLR/TRS mic/instrument connectors, while two 1/4-inch TRS +4dB balanced analog outs provide a feed for amplifiers or active monitors. Digital outs are on four ADAT optical Lightpipe jacks that support sample rates ranging from 44.1 kHz to 96 kHz (SMUX). It also has a proprietary "Type-2" protocol to connect optically to other MOTU interfaces. IDI I/O and two FireWire ports allow the 8pre to daisy-chain up to four MOTU FireWire interfaces.

### APPS OF STEEL

The 8pre is compatible with Mac OS X (Intel) and also supports late-model G4 and G5 PowerPC Macs, as well as Windows XP and Vista. For this review, I interfaced the 8pre with a PCAudioLabs machine running Windows XP Pro powered by two dual-core 2.41GHz AMD Opteron Processor 280s and fortified with 3 GB of RAM.

SMPTE Setup allows the 8pre to generate, regenerate and read any frame rate via any of its analog I/Os with any DAW that supports the ASIO-2 sample-accurate sync protocol.

### CHECK IT OUT

The 8pre was used in stand-alone converter mode feeding a Pro Tools HD2 system at 24-bit/44.1kHz. I connected the 8pre to a Digidesign 96 I/O with a Lightpipe cable and resolved Pro Tools to clock off the 8pre. I used the 8pre to capture a drum kit that I previously recorded with my MOTU 828mkII but have always been limited to its two preamps. On a 24-inch kick miked with a Shure Beta 52, the results were identical to those received with a 828mkII: full-bodied with well-defined lows and good attack. On snare, an Audio-Technica ATM-23HE yielded a nice balance of stick attack and snare depth. For overheads, I used the Neumann U87Ai in a spaced pair. The setup reflected good stick detail on the cymbals and a balanced tom sound. The mids were a bit uninspiring, most noticeably with the snare, but this was easily fixed by bringing local mics into the mix.

At high sample rates of 96 kHz, the high-end detail was good, especially for the price (\$595), but it lacked that open, airy quality found on much more expensive converters. However, compared to my Digi 002 Rack, I

put of the MP20 into one of the 8pre's line inputs. The results were almost indiscernible. Both had great lows with a full, robust sound. The MP20 just edged out the 8pre with slightly better mids. Again, the MP20's two preamps cost as much as the 8pre.

### 8(PRE) IS ENOUGH

The 8pre was a breeze to set up and sounded good in a variety of uses. If you have an 828mkII or a Traveler, then you're already familiar with the sound: good highs and lows with satisfactory mids. The ADAT Lightpipe connections are a great addition for expanding other interfaces with eight more inputs. The addition of a S/PDIF and word clock connection would be nice, but that might affect the attractively low price.

Even with all the competition in this price range, the 8pre sets an example by being able to work as a stand-alone converter. The PreSonus Firepod and Focusrite Saffire Pro 10 I/O both have eight dedicated preamps but no Lightpipe connectivity or front panel metering. As a stand-alone converter and a FireWire interface with eight good-sounding mic preamps and SMPTE sync to boot, the 8pre is a strong addition to the MOTU roster.

MOTU, 617/576-2760, [www.motu.com](http://www.motu.com). ■

*Phoenix-based Tony Nunes is an audio engineer.*



# Performance is Everything.



The VX-5 handheld condenser from Audix brings studio quality sound to the stage.

The flexibility, resistance to plosives, off axis rejection, and ability of the VX5 to handle high levels of sound pressure will satisfy the most demanding performers and engineers.

In addition, the VX-5 will capture acoustic instruments such as guitar, woodwinds, brass, percussion toys, and drum overheads with outstanding clarity and accuracy.

For award winning performance, make the VX-5 your mic of choice.



**AUDIX**  
MICROPHONES

For more information go to [www.audixusa.com](http://www.audixusa.com) or call 1-800-966-8261

Audix Corporation, PO Box 4010, Wilsonville, OR 97070. © Audix Corp 2007. All rights reserved. Audix and the Audix logo are trademarks of Audix Corporation.

# IK Multimedia AmpliTube Jimi Hendrix Software

## Classic Guitar Sounds From a Familiar GUI

The late great Jimi Hendrix is revered nearly as much for his love of technology and experimenting with new sounds and effects as he is for his guitar virtuosity. IK Multimedia's AmpliTube Jimi Hendrix™, available as a plug-in or stand-alone software, allows you to experiment with a wide variety of Hendrix-esque guitar rig setups without filling a room full of gear.

The software builds on the familiar AmpliTube interface and is powered by the AmpliTube 2 engine. Once you open the GUI, the options are plentiful, with four power amp models, seven cabinets, five mic emulations, nine stomp effects, four rack effect models and a tuner. The software comes with presets; each setup can be saved and recalled for later use.

### BACK TO THE '60S

Guitarist Tony Poulos from my band T-Bone & The Butchers helped with this review by emulating the sounds of Hendrix's records on the cover tunes we play. (Check out some of the guitar sounds and clips on the *Mix* Website in "Mix Media.") he played a Strat-type guitar with single-coil pickup and stacked humbuckers, using pickup selections and playing styles he thought appropriate for what was used on Hendrix's recordings—i.e., the neck and middle pickups set out of phase, choosing only the neck pickup or just a high-output lead humbucker.

I recorded the tracks directly into an M-Audio Delta 66 with the Omni breakout box tied to a Dell P4, 2.4 GHz with 1 GB of memory. AmpliTube Hendrix was used as a VST plug-in within Cakewalk SONAR 6. It installed without a hitch. Each test used the Jimi Hendrix AmpliTube presets for "Fire," "Little Wing" and "Castles Made of Sand." Nothing else was done to the recording—no EQ, no other effects, no additional compression. I tested the software in stand-alone mode and as a playback-only effects plug-in. Used either way, the interface is virtually the same. However, the stand-alone mode adds SpeedTrainer and Metronome options to help those looking to learn new licks or practice at anything less than light speed.

### HOW WAS THE EXPERIENCE?

Inspired by various Hendrix albums and songs, the presets also include several settings for particular songs, such as different guitar sounds for the intro, verse or solo. It also includes many other popular and useful types of guitar rigs—American to British, clean to dirty. Take your pick. Because this package simulates all the gear between your guitar and a recording input, it's truly a full rig simulator.

The company has always done a good job of making clean, easy-to-use GUIs for its software. AmpliTube Jimi Hendrix benefits from this design experience as I found that the manual was not necessary. The look of the stompboxes, amplifiers, cabinets, mics and racks is authentic and inviting, and makes you want to start turning knobs and trying the endless combinations to see how they sound.

Mixing and matching amp heads to cabinets to mics gives you worlds of tonal possibilities. I enabled the oversampling option for the best possible sound quality and it never taxed the system. A built-in CPU meter monitors your PC rig so you can watch how much processing power the Hendrix rig is consuming. I experienced no dropouts or other problems while using the software.

### IMPRESSIVE PERFORMANCE

I was impressed with the authenticity and detail that was put into emulating Hendrix's rig. One of the most important and difficult things to simulate is realistic amplifier overdrive, and AmpliTube Hendrix sounds pretty darn good, especially at this price (\$249 retail). Soft-clipping, like on the "Castles Made of Sand" preset, exhibits just a hint of clipping during the louder peaks of the guitar passages. However, I



The IK Multimedia AmpliTube Jimi Hendrix software showing full amp interface with preamp, EQ and amp models, plus I/O and other info

should mention that some of the mixing effects and techniques used on the original records—mostly time-based effects like flanging, echo and side-to-side panning—aren't part of the Hendrix rig. After all, this is a rig simulator and doesn't re-create the console or the ears of the engineer at the controls.

Manipulating the output to avoid overloads—which is dependent on the selected pickups, input level, gain, tone settings and master volume—took a bit of work. Also, when switching from preset to preset, you have to keep tweaking the levels and clearing the overload indicator. Some sort of auto-leveling feature would be helpful here as the output from a guitar is very dynamic, especially for anyone who likes to plug in directly without any outboard gear.

Overall, AmpliTube Jimi Hendrix is certainly worth adding to your VST arsenal, especially if you're looking for authentic and carefully constructed Hendrix sounds without filling the room full of gear. Yes, they're emulations, but a lot of love went into making these some of the best around at an affordable price. That—combined with the ability to save endless rig configurations—makes this a compelling package to own.


IK Multimedia, 954/846-9101, [www.ikmultimedia.com](http://www.ikmultimedia.com).

*Rick Spence is the owner of AVT Pro, a production company in the Silicon Valley.*



# Apogee, Apple & Sweetwater

## An Amazing Ensemble



### The promise of a fully native pro audio production system realized...

With the legendary sonic quality of Apogee's audio interfaces combined with the power of Logic Audio and the computer audio expertise of Sweetwater, there is nothing standing between your Mac and sonic perfection.

**Apogee Ensemble** - The first digitally controlled pro audio interface built specifically for the Mac.

Apogee worked closely with Apple to deliver uncompromising performance and seamless integration with Logic Pro via Logic's Apogee Control Panel. With Ensemble, everything from mic pre and output gain to sample and bit rate selection are controllable from the Mac.



- 8 channels of premium 24-bit 192K AD/DA conversion
- 8 channels of ADAT I/O
- 2 channels of SPDIF I/O
- 4 digitally controlled 75db mic preamps
- 4 Hi-Z instrument inputs
- 2 individual assignable headphone outputs
- Core Audio compliant FireWire 400 I/O
- Apogee exclusive "Soft Limit" and "UV22HR" technologies

### Apple Logic Pro 7 - Everything you need for state-of-the-art audio production



Logic Pro 7

Once your audio reaches your Mac, you need a powerful, flexible application to turn your musical vision into reality. That's where Logic Pro comes in. With more than 30 software instruments, over 70 effects and distributed audio processing, Logic Pro is the choice of musicians, engineers and producers the world over.

### Sweetwater - putting it all together for you

At Sweetwater, we've been helping our customers use Macintosh computers to make music since the 80's. We've designed, installed, configured and tested more Mac audio systems than any other retailer, period. Give us a call and let us help you realize the promise of a professional native pro audio production system today.



**Sweetwater**  
Music Instruments & Pro Audio

**(800) 222-4700**  
[www.sweetwater.com/ensemble](http://www.sweetwater.com/ensemble)

**Apogee**  
SOUND AMAZING

## CROWDED HOUSE

BACK TOGETHER,  
NATURALLY

By Heather Johnson

When Crowded House co-founder Neil Finn started working on a new album, he thought he was recording his next solo project, a follow-up to his own *7 Worlds Collide* (2002). But life has a funny habit of evolving in ways we don't expect. In this case, Finn's intended solo material morphed into what would become *Time on Earth*, the first Crowded House studio album in 14 years. The winsome pop combo began their decade-long string of memorable singles in the late 1980s with such hits as "Better Be Home Soon," "Don't Dream It's Over," "Something So Strong," "Weather With You" and "It's Only Natural," while even lesser-known albums such as *Woodface* (the first album to feature both Finn and brother Tim Finn, who joined the band for a short time in 1989) were critically well-received. Crowded House dissolved in the mid-1990s and the Finn brothers went on to release acclaimed albums both on their own and together as the Finn Brothers. (Their 2004 release, *Everyone is Here*, is especially sublime.)

After a lengthy hiatus, *Time on Earth*, released in July on ATO Records, brings founding members Neil Finn and bassist Nick Seymour back together, as well as former guitarist/keyboardist Mark Hart. Matt Sherrod assumes the role of original drummer Paul Hester, who passed away in 2005. The album is dedicated to Hester's memory.

Produced and engineered by Ethan Johns and Steve Lillywhite, the album marks the first major production recorded at Finn's recently completed Roundhead Studios, a spacious two-room facility in Auckland, New

Zealand. Located in the converted Fountain of Friendship Lodge, a former Masonic Temple, Roundhead's two main-floor studios were still under construction when Finn began fleshing out material, so he and the



Crowded House today (L-R): Nick Seymour, Neil Finn, Mark Hart and Matt Sherrod


PHOTO: KERRY BROWN

group retreated to the upstairs ballroom for the Johns-produced sessions. With albums from Ryan Adams, Kings of Leon, Rufus Wainwright and Ray LaMontagne to his credit, among others, Johns' discography points to an inherent tendency to work with "artists who have something to say," whether it's under the guise of garage rock, sensitive singer-songwriter or a veteran melodic pop group such as Crowded House. Johns' keen musical sensibilities and affinity for organic recording methods further enhanced what would become a creatively fruitful and educational partnership.

Finn and Johns had met years before onstage at Largo, a popular L.A. club that is home to producer/songwriter/performer Jon Brion's Friday night performances, which regularly attract a mix of local luminaries and surprise guests. "I had always wanted to work with Neil because I was a big fan of his, as a writer and as an artist in general," says Johns, "and this time, it just seemed like everything lined up and we were both ready to go ahead and do it."

It turns out Finn had a similar appreciation for the young producer/drummer's work. Over the years, he "became more enamored with the records Ethan had been making," Finn says. "They seem to have a great sense of joy about them, but they also felt live to me—very classic record-making. You feel as though you're listening to a record that's incredibly modern but also totally timeless, which is kind of what we were after."

—CONTINUED ON PAGE 115





# BÉLA FLECK AND CHICK COREA

ENCHANTING MUSIC FROM AN UNLIKELY PAIRING

By Chris Walker

On paper it looks like an unusual marriage of virtuosos, yet the wonderful recent duet album by Béla Fleck and Chick Corea, *The Enchantment*, sounds perfectly natural—for the both of them.

Fleck is unquestionably one of the most talented and versatile banjo players on the planet—in fact, he's been nominated for Grammys in more categories than any other artist. He grew up in New York City, influenced by a variety of genres and extraordinary musicians, encompassing bluegrass and country from banjo wizards like Earl Scruggs and Tony Trischka; rock by the Allman Brothers, Little Feat and The Byrds; Chopin, Beethoven and Debussy in the classical realm; and in jazz, saxophonists Charlie Parker and John Coltrane, along with keyboardist extraordinaire Chick Corea, well-known for his associations with Miles Davis, Stan Getz, Sarah Vaughan and many others, and a long distinguished career as a leader.

Fleck was so affected by Corea's famous composition "Spain," after first hearing it in a high school jazz-appreciation class, that he immediately started pondering banjo interpretations of the pianist and his band, Return to Forever. After Fleck saw RTF perform in concert, he stayed up all night trying to figure out ways to transpose their



Chick Corea (left) and Béla Fleck created *The Enchantment* with Corea's longtime engineer, Bernie Kirsh.

brilliance onto his banjo fingerboard. Yet despite his interest in jazz and other genres, he followed a more traditional path for his instrument, migrating to Nashville and garnering acclaim as a remarkable player, most notably with the New Grass Revival, led by mandolin player Sam Bush in the early '80s. Also during that period, Corea and his Elektric Band played at Vanderbilt University in Nashville and Fleck felt compelled to give the keyboardist a copy of his Grammy-nominated CD. A short time later, Fleck formed his groundbreaking group, The Flecktones, which uniquely blended bluegrass, jazz, rock and even classical styles, and quickly drew a wide following for its dynamic concerts.

At the Jacksonville Jazz Festival in Florida in the early '90s, Corea and Fleck's paths crossed again, but unlike previous encounters they both were on the same bill. The musicians started becoming acquainted (Fleck recalled getting on the pianist's bus by mistake) and a few months later at the Grammys, Fleck mustered the courage to ask Corea to play on his group's CD *Tales From the Acoustic Planet*. The pianist enjoyed the experience so much that he subsequently came to Nashville to perform at the landmark Ryman Auditorium with The Flecktones and some of Fleck's other Nashville cohorts. Corea then reciprocated by having Fleck as a guest for some of his concerts, most notably during the taping/recording of his *Rendezvous in New York* CDs and DVDs.

Corea has made a career of restlessly exploring different genres and group configurations, so his connection to Fleck is no surprise, really. "One thing kind of naturally leads into another," Corea comments from his home studio in Clearwater, Fla., where he has lived for the past 10 years. "From when I was a kid, I found that it was fun in life when I got interested in something to go into it—to try to do it. In music and art, it's the same way. I not only want to learn about it, but *do* something with it. That's what usually gets me into all these things, but it's normally one at a time."

Fleck, while on tour in Australia, notes that Corea has long been on his "imaginary wish list" of people he wanted to work with and says that their new duo album "is actually the optimum scenario I could have hoped for. I always love the various duos Chick does, and he is an incredible partner. There is a high-jump factor to making complete music with only two musicians, especially if there is a groove involved. Plus, the acoustic side of playing is something I have become more and more eager to do. Dropping the volume down creates a lot of room for tone and nuance."

The initial stages of *The Enchantment* began in late 2006 with Corea and Fleck composing separately after agreeing to record together. While touring with Gary Burton, Corea came to Nashville a day early to jam and see how things would jell

—CONTINUED ON PAGE 118



## THE TURTLES' "HAPPY TOGETHER"

By Robyn Flans

If Disneyland is the happiest *place* on Earth, then "Happy Together" is the happiest *song* on Earth. It isn't enough that the lyrics start out with, "Imagine me and you/I do/I think about you day and night/it's only right/to think about the girl you love and hold her tight/so happy together." When you listen to its infectious melody over the steady drum cadence, you can't help but smile.

And smile The Turtles did when the song rescued them from a bleak period of two bombs in a row. In 1965, the L.A. band, led by high school friends Mark Volman and Howard Kaylan (who would later be known and loved as Flo & Eddie), first hit the airwaves with the Bob Dylan–penned "It Ain't Me Babe" from their first album on the independent White Whale label. Beginning to blend folk with rock, their sound was still undefined with such covers as "Eve of Destruction" and "Like a Rolling Stone," but with "You Baby" and "Let Me Be" they got closer to the good-time sound with which they would become associated, and both tracks made it to the Top 30. Then their next two singles—"Outside Chance" by a then-unknown songwriter named Warren Zevon and "Can I Get to Know You Better"—failed to hit the mark, and two bandmembers announced their departure. They needed a hit, and in 1967 they got it.

"We met the writers of 'Happy Together,' Gary [Bonner] and Alan [Gordon], at a gig that they opened for us in Long Island. They were called The Magicians and they asked if we were looking for material," Volman recalls. "The Turtles were always looking for great songs and going through boxes that were sent to the record company all the time. They sent us the song. The demo was amateurish, lacking any kind of professional performance. [Laughs] It only included a singer and a guitar, but we could hear the melody and chorus. We were very careful because we had had those records that had been done poorly and we needed something to be great. It could have easily been our last recording. After all, how many failures were we going to be given by a small, independent record label?"

Having built a sizable live audience, the band worked up an arrangement and performed the song in concert. The response was very strong so they took it into Sunset Sound, Studio 1, with Joe Wissert producing and Bruce Botnick engineering. As Botnick recalls, "I loved the song the minute I heard it. I knew immediately it would be a great radio song and I was inspired. We tried to get as punchy of a sound as possible."

Botnick recalls using the tube console built by Alan Emig, who had originally built the studio. "A lot of music went through that console. I used the same one for The Doors,



Brasil '66, Tijuana Brass, the Beach Boys, Love; it was a great-sounding console. The rhythm section—drums, bass and guitars—were all recorded live to the first three tracks. We recorded on an 8-track 3M recorder at 15 ips with no noise reduction, and the track placement probably looked like this: track 1, guitars; track 2, drums [overhead, snare, kick]; track 3, bass [DI with some amp]; track 4, lead vocal; track 5, second vocal and lead double; track 6, background vocals; and track 7, brass/sax overdub. The mics I used were a Sony C-37 for the overhead, another C-37 under the snare and an Altec salt shaker microphone on the kick—no more, no less. On the guitars and vocals, I used Telefunken U47s.

"On almost 100 percent of that song, I used the Sunset Sound acoustic echo chamber, which was, and still is, one of the greatest echo chambers ever built," Botnick continues. "I had EMT plates, which we did use, but I don't remember using it for this, at least not for the mix. The 3M 8-track was the first one built; the second one was The Beatles'. For monitoring, we used Altec Lansing 604E, which was standard in the industry."

"When we brought it into the studio, we performed the song pretty much the way we had done it live," Volman says. "There were some very key instruments that were part of that record—horns and oboe in the second verse. One of the key things about the horn arrangement was that it didn't get in the way of what we did as a group. The arrangement on the record is really a support arrangement to what we had created as a group that could be played as a musical performance."

According to Volman, the song didn't take long to record. The group rarely fussed over things in the studio and, at the time, the process and outcome were fairly unremarkable. "All of this is significant now, looking back at the song, but it wasn't at the time," Volman says. "We were never afforded the luxury to really enjoy the recording studio that much. In fact, it was probably 'Happy Together' that gave us the opportunity to have a little more luxury in the studio."

Botnick comments that part of the record's charm is in the simplicity of the recording. "In those days, we used to record everything pretty much live. Since there weren't very





 **DESKTOP  
AUDIO**

# THE PROFESSIONAL'S SOURCE



real world solutions from industry professionals!

 [www.bhproaudio.com](http://www.bhproaudio.com)



800-947-5508 | 420 Ninth Ave, New York 10001 | We Ship Worldwide



many tracks, we had to make decisions, so we would print our echo on the drums. If we got an effect live, we printed it and it was locked in forever more. That was a good thing. Today, everything is on a separate track so you can make a decision later. There's something about making a decision right then when you feel it.

"When I teach at USC, I like to tell interested people to open up all the mics and get a balance, and listen to the whole thing," Botnick continues. "You can print it separately, but stay in that room and don't focus on just the snare drum all the time. We didn't have the time to do that. I bet you anything that when the guys in The Turtles came in, I was all set up, I already had my EQ up and I listened to [drummer] Johnny Barbata a little and had him play a couple of things, and said, 'Let's go,' and that was it. I would be surprised if we took more than three hours to cut the track without the horns. Maybe another three hours to do vocals, and it was basically done."

After mixing the record, Botnick took an acetate down to the Whisky a Go Go where The Turtles were performing and played it over the P.A. system during the break. "I remember I was horrified because it didn't



PHOTO COURTESY OF BRUCE BOTNICK

*A vintage shot of Sunset Sound Studio 1's control room, with its original Alan Emig-designed console.*

seem as punchy as it had in the studio," Botnick remembers. "But once it hit the radio, it was perfect."

Perfect it was. It rose to Number One, stayed there three weeks and became The Turtles' signature song, putting them on the map in a big way. Volman and Kaylan still handle the licensing for the song. "In the last decade alone, the record has been significant as a multimillion-dollar busi-

ness for the publishers and songwriters," says Volman, who, along with his singing partner, still performs around 60 shows a year, as well as teaches at Nashville's Belmont music college. "It has sold product for everything from Coldwell Banker homes to Heineken Beer, and is used any time there is the bringing together of two different images, even for the sale of steak and shrimp as a team on a plate."

Volman says he is gratified by the fact that the musicians in the group actually played on the track instead of L.A. studio players such as the Wrecking Crew, who recorded the lion's share of great pop records in the mid-'60s. "I'm proud of all the records we made, but I'm most proud that the band really played the music, even as far back as 'It Ain't Me Babe.' When you hear 'You Showed Me' or a beautiful song and record like 'Elenore' [another hit for the band] explode out of the 5-inch speaker in your car...that is what I am most proud of. I remember making every part of those records and how every member of the band was just a kid expressing himself. That, to me, is what made The Turtles such a great experience. We didn't get caught up and overwhelmed by the need to be successful.



# SONIC CIRCUS

www.soniccircus.com

1-888-SC4-GEAR

SERIOUS STUDIO INFRASTRUCTURE










Representing the best in new analog and digital recording equipment, Sonic Circus has the world's largest showroom of API, Neve and SSL consoles, as well as choice vintage outboard gear and microphones. We provide expert service, support, and integration to project studios and commercial facilities worldwide.



**Coming Soon...**  
The Vintage Sale Of The Century.



*Record Plant Studio 1- SSL 9000J install 2007*



We became successful by making our music in a very honest way."

By the end of the '60s, after a string of hits and more misses, the group disbanded and Kaylan and Volman made a bizarre career turn: They joined Frank Zappa's Mothers of Invention for two years, billing themselves (for legal reasons) as the Phlorescent Leech & Eddie, as well as appearing on a number of cool sides by English band T. Rex. They would later cut a number of albums as Flo & Eddie, but once legal matters over the use of The Turtles name (and their own!) were sorted out, they began to appear occasionally as The Turtles again, and to this day, they have been known to haunt rock revival stages, leading ebullient crowds through sing-alongs of "Happy Together" and other hits. ■

## CROWDED HOUSE

FROM PAGE 110

For *Time on Earth*, the ensemble recorded very live and very fluidly. Johns played on, produced and engineered a large portion of the material, but also observed and learned from the musicians he was loosely guiding. At the end of the two-week pre-production session, he says, "I ended up with more questions than answers." For Finn, that's the beauty of the creative process. "Songs evolve through the recording, and sometimes that's the bit about it I like the most," he says. "It's like the plan that goes wrong. I like that because it usually leads to somewhere better. I think if you start off with a song too stitched up, you're a bit closed to the evolution that you might actually have. I'm always looking for a new angle on things from beginning to the end—the possibility of a transformation."

The transformation from idea to finished form began during those first two weeks, and Johns recorded everything. A few trace elements from those initial run-throughs may have ended up on the final recordings, but after several arrangements and edits, the path becomes more difficult to trace. During the tracking sessions, one of two drummers (either Johns or New Zealand-based session musician Riki Gooch), bass, guitar and vocals were all set up in the Roundhead ballroom with nary a gobo between them, only a wall to separate the makeshift control room from the rest of the studio area. Johns usually spent more time in the studio than the control room, either playing a part or helping the group work through material. "It was



Introducing the new  
Signature Series  
Mic Packs  
by

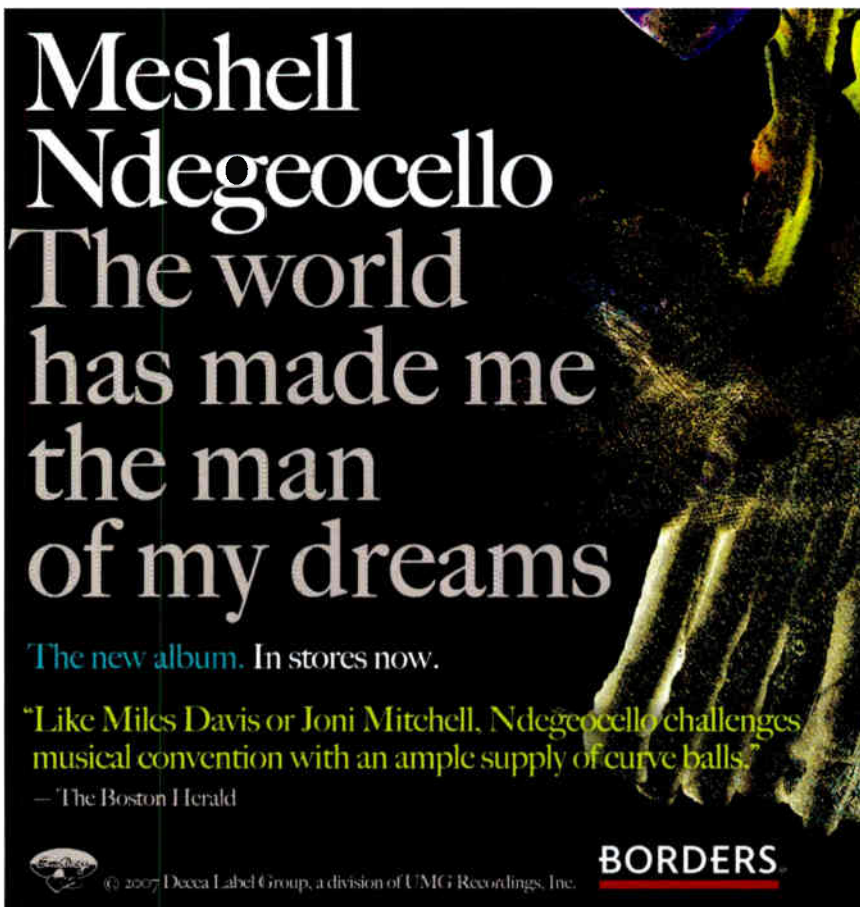
**CAD**  
PROFESSIONAL MICROPHONES

**Al Di Meola  
Acoustic Mic Pack**

"The e60 and e70 give me  
all the options I need to  
capture my acoustic guitar."

Al Di Meola Acoustic Mic Pack  
Contains: e60 & e70

To learn more  
visit us at [www.cadmics.com](http://www.cadmics.com)



**Meshell  
Ndegeocello**  
The world  
has made me  
the man  
of my dreams

The new album. In stores now.

"Like Miles Davis or Joni Mitchell, Ndegeocello challenges musical convention with an ample supply of curve balls."  
—The Boston Herald

**BORDERS**

© 2007 Dacca Label Group, a division of UMG Recordings, Inc.

# Bad Drum Sound? Replace It.



Is your drum sound driving you nuts? Relax - Drumagog will make those old, stale drums sound like a million bucks! It works by automatically replacing what's on your audio drum tracks with samples of new drums. The industry choice for over 5 years, Drumagog is available for both PC and Mac, in VST, RTAS, and Audio Units plug-in formats. See why producers Chuck Ainlay, Brian Tankersley, and Greg Ladanyi use Drumagog in their projects every day.

877-318-WAVE  
www.drumagog.com

WAVEMACHINE LABS

a collaborative process on all levels," he says. Finn's son, Elroy Finn, even stopped by to add a few guitar parts.

"I found myself wearing several hats on this project," says Johns. "I was often in the storm, if you will, cutting the tracks and trying to catch the same wave, and then storming back into the control room, listening to everything and trying to help the band focus on what was working and where the magic was in the take, as well as working on the arrangement and the song itself."

In the control room, Johns settled in behind Roundhead's Neve 8088 console, which arrived to the studio by way of Bearsville Studios in upstate New York and, earlier, The Who's Rampport Studios in London. For most of Finn's vocals, Johns used a Shure SM7. He miked the drums with a combination of Coles and Neumann U67s, although such decisions weren't given much thought outside of choosing

Songs evolve through the recording, and sometimes that's the bit about it I like most. It's like the plan that goes wrong: I like that because it usually leads to somewhere better.

—Neil Finn

whatever mic worked best at any given time. Johns brought his Universal Audio 610 mic pre's and used them often, although the classic Neve took on the brunt of the work.

Keeping in line with the band and the producer's organic inclinations, they recorded onto a 16-track Ampex MM1200. "The nice thing about tape is the time it takes to wind back," says Finn. "It gives you a little breath to consider what you just did and to get you ready for the next performance. It's a little bit like e-mails versus letters. You can send e-mails that you regret when you read them the next day, whereas with letters you have time to reflect on your thoughts." In the end, however, they did transfer the analog tracks to Pro Tools for editing and mixing.

With the 2-inch tape quietly whirling

## Experience THE WORLD'S LOWEST PRICES!

### EVERY MAJOR BRAND IN STOCK!

Recording Equipment • Sound Systems • Keyboards • Synthesizers  
Samplers • Guitars • Amps • Drums • Software • Accessories



Tommy Lee with  
West L.A. Music's Rick Waite

Keith Emerson with  
West L.A. Music's Noel Gould

Legendary Producer Don Was with  
West L.A. Music's Mark Spiwak



West L.A. Music's Mark Spiwak with  
Maroon 5's Jesse Carmichael

West L.A. Music's Rick Waite with  
the legendary Bob Moog

West L.A. Music's Don Griffin  
with Donny Osmond

Shop Where the Pros Shop • Call Us Today!

# West L.A. Music

West Los Angeles (310) 477-1945 • Universal City (323) 845-1145

Fax (310) 477-2476 • sales@westlamusic.com

We will beat any price from any authorized stocking dealer anywhere in the United States.



in the machine room, the band played off one another much like an improvisational jazz combo—very intuitively and never the same way twice. “It was a continual evolutionary process,” says Johns. “We’d work on a track for several days and end up losing everything. Neil might walk in, and say, ‘Let’s change everything.’ Or, ‘Let’s go back to the bass and acoustic guitar [from a previous take] or the bridge from three takes ago,’ then three hours later you’re in completely new territory. They’re constantly striving to see how far they can go and then coming back into the control room to see whether or not it works. We really ran the gamut, from completely live performances of songs that arrived almost complete with the whole band on the floor to things pieced together from different sets of recordings started a year before I even showed up. It was a fantastic experience for me, a great challenge.”

Once Finn and Johns finished the bulk of the overdubs and editing, they moved to Peter Gabriel’s Real World Studios in Bath, England, to mix most of the album. Johns then flew to L.A. for another project, and Finn and band commuted to RAK Studios in London to record the remaining tracks with producer Lillywhite and engineer Jonathan Schakhovskoy.

Lillywhite, known for his work with Gabriel, U2, Morrissey, Talking Heads and a host of others, complements Johns’ musical approach with his own keen sense for strong melodies and excellent vocal recordings. “Their producing styles are quite different,” says Finn, “but there’s a lot of mutual respect that runs between Ethan, Steve and Tchad [Blake, who mixed several songs at his Mongrel Studios]. It was a great meeting of the minds, and the different angles that were brought together made the record stronger.”

Finn had initially planned to record two songs with Lillywhite, but the band had such a good groove going that they ended up with four songs on tape. One reason for the burst of creative energy came from the addition of their new drummer, Matt Sherrod, as well as the return of Mark Hart, who had joined the group in 1993. The lineup felt more complete. It felt like Crowded House.

The band debuted their new material and reconfigured lineup at this summer’s Coachella Festival in Indio, Calif. “It feels right to us that the band should re-emerge at this time,” Finn said in a press statement. “We aim to make the new music as vital and spirited as what has come before.”

It seems they have succeeded. “Their



Keyboardist/guitarist Mark Hart in Neil Finn’s Roundhead Studios.

records sound initially very simple because they’re so recognizable,” says Johns of the Crowded House catalog. “But there’s a tremendous sense of structure to what they do. They have these beautiful melodies, but when you pick up a guitar and try to play it, you realize how complex these arrangements are. Neil’s one of the finest talents around and can make the most complicated stuff sound so simple.” ■

**Independence is Mainstream**

Next Open House:  
Saturday, Nov. 3 '07  
10:45 a.m.

The music industry is evolving.  
Independent artists have more control than ever.  
**Musicians Institute** will put the advantage in your hands.

**Musicians Institute**  
School of Contemporary Music and Recording  
Performance - Recording - Music Business - Guitar Craft - Film Production  
1655 McCadden Place, Hollywood, CA 90028  
1-800-ALL-PLAY (USA/Canada), 323-462-1384 (Int'l) admissions@mi.edu www.mi.edu

**MUSICIANS INSTITUTE**  
30TH ANNIVERSARY  
1977-2007



[www.griffinaudiousa.com](http://www.griffinaudiousa.com)

914.248.7680

[sales@griffinaudiousa.com](mailto:sales@griffinaudiousa.com)

## BÉLA FLECK & CHICK COREA

FROM PAGE 111

with the banjo player at Flecktones bassist Edgar Meyers' studio. Needless to say, both were astounded by the unique blend and how easily they worked together. In early December, the musicians began to concentrate on putting the CD together, doing the tracking and mixing at Mad Hatter Studios in L.A., a facility that Corea previously owned.

"Mad Hatter was established in '81 and its first production was a recording I did with Michael Brecker, Eddie Gomez and Steve Gadd called *Three Quartets*," Corea recalls. "I recorded all my '80s stuff and the Elektric Band music there. Now it's with other owners and they really did a wonderful job of renovating the place—it's gorgeous and I still record there as much as I can." Corea and his longtime engineer, Bernie Kirsh (going back to Corea's 1975 solo album, *The Leprechaun*), especially love the studio's 50x40-foot tracking room, vintage Neve 8078 board and preamps. Corea also appreciated returning to L.A., where he lived for 25 years.

Still, Corea, who currently has been focusing more on live recordings with Kirsh doubling as his touring engineer, prefers not to spend a lot of time in studios. *The Enchantment* was essentially recorded and mixed in six days, an accelerated schedule for Fleck. "Chick likes to work a bit quicker than I do and likes to simplify the decision process," Fleck comments. "In other words, do a few takes, choose one and patch anything that is not satisfactory. I tend to do more takes and edit my favorite takes together, trying to avoid overdubbing. The benefit that I find is that I can include more of the spontaneous things that happened, a great intro or a certain mood or feel for a section that happens only once and cannot be patched into existence.

"Now we had to learn the stuff, create viable arrangements, record and mix in six days," Fleck continues. "After my quiet internal freak-out, we went to work! Sure enough, by early on the fifth day we were mixing. I was still fussing with edits in another room while they began to mix the first stuff we had recorded. In the beginning, I think he was not thrilled that I was so hands-on with the editing, but as we went along I think he began to like what I was doing—at least I hope so!" Corea, who admits he is not a very technical person, composes and records with Logic, but leaves all of the engineering to Kirsh. "We agree a lot about balance, the naturalness

## Raise Your Wireless Standards

Today's PA system requirements demand superior sound to accompany advanced lighting and staging techniques. Trust Lectrosonics and their **Venue Modular Receiver** to deliver the sound, with rock solid RF performance.

The Venue UHF system operates with Digital Hybrid Wireless™ transmitters, and a variety of analog transmitters. The receiver uses a host assembly that includes:

- Six channels in a single rack space
- Built-in antenna multicoupler
- Computer Interface included with USB and RS-232 ports
- Compandorless Digital Hybrid Wireless™ technology



For more information, call Location Sound Corp., an authorized Lectrosonics dealer: (818) 980-9891 or outside CA at (800) 228-4429



SERVING THE PROFESSIONAL AUDIO INDUSTRY FOR OVER 25 YEARS.

[www.locationsound.com](http://www.locationsound.com)

SALES • RENTAL • SERVICE

Location Sound is a supplier of professional audio and communications solutions for film, video, broadcast, business, institutional and recording applications.



and smoothness of the sound. Also, he makes sure the quality of the recordings is high; sometimes I don't care about that so much and just want to get it done," Corea explains.

As far as working with Fleck, Corea was much more interested in composition and the unusual pairing of their instruments. "It's a pretty natural blend between banjo and piano," Corea continues. "The timbres are a good complement. Rehearsals in Nashville kind of solidified what direction we were going into and we mostly wrote new tunes for the recording. The exceptions were a standard ["Brazil"], a children's song of mine ["Children's Song #6"] and "Sunset Road," an older song of Béla's. We tried to have a lot of fun creating, experimenting and improvising. That was some of the basis, but he loves to write and I do, too."

Kirsh notes that the musicians adapted well to produce "a great sound and a terrific combination." He says he used a combination of mics on the piano: a pair of Schoeps CMC 6s with MP-4 capsules, a pair of Neumann 149s and AKG C 12s, Corea's favorite, along with the C-12/EI. For banjo, Kirsh used a Neumann U89, Fleck's regular mic, and a C 12A closer to the fingerboard. "Béla wanted

to make sure his banjo had a warm sound," Kirsh stresses. "Then you have some good equipment, a nice environment to record, a place that's distraction-free, and they just did their music and had fun.

"We had some great help in the control room with [assistant engineer] Buck Snow—he contributed greatly and it was a team effort," Kirsh continues. "It wasn't a complex, problem-solving session; it was one of just capturing the music and helping to make the environment a place they could create easily and freely." Fleck adds, "With banjo and piano, the hardest part was finding the right mix and tones. There is the potential for cancellation since they share registers. But since Chick has played a lot with other pianists, he has a great sense about registers and playing in a way that complements the banjo.

"For a while, it seemed like the banjo wasn't sounding full because there didn't seem be room for the lower part of my sound to come through," Fleck says. "But working with Bernie and being a little more aggressive with EQ really brought it around. I have to say that going to half-inch tape on the mixdown stage really made me happy. All of a sudden the sound

I hoped for was there. Bernie knew this was coming the whole time, so he was right on target. But I couldn't really know what it would do till I heard it, and it was a profound change."

Kirsh recorded to Pro Tools at 24-bit/96k using the Neve preamps in the console and Neve 1073s as outboards to get the warmth and detail that he loves. The album took about a week to mix, he says, "with Chick and Béla around for the initial mixes for a day or two, then both of them had other things to do. Buck and I stayed in the control room to mix the rest of the record. Then we just sent out the mixes for comments from them and made what changes were necessary—the usual process.

"Both of these guys are great improvisers and they enjoyed playing together—you can hear that in the record," Kirsh concludes. "I've heard a lot of Chick's music through the recordings I worked on and touring, and it never, ever gets boring or old, and there's a freshness that he brings to each project. But without a doubt, this is his most unusual one. Banjo is not an instrument you find interacting in the jazz world and I don't know who else does it, except Béla." ■

## Everyone who knows me knows how much I love Peak...

*It's an environment that makes me feel really creative. My DAW software is where I do my multi-tracking and it can serve as a decent environment for doing 2-track and waveform editing. But I like exiting that program to go into Peak for my sound design. Peak makes me feel like I'm going into a different room in my house.*

**BT — Composer/Producer**



# Peak 5



www.bias-inc.com • 1 [800] 775-BIAS

## Jennifer Warnes

*Famous Blue Raincoat: The Songs of Leonard Cohen*  
(Shout Factory)

With the great Leonard Cohen suddenly being all the rage these days (hit documentary, singers left and right covering "Hallelujah" and other songs), it's no wonder that this luminous 1987 album has been re-released in an expanded "20th-Anniversary Edition." Honestly, I'd forgotten how good it is: This is really one of those albums that transcends the "tribute" label; rather, Warnes embodies the songs so well it feels like the perfect match between singer and songwriter. It should: She sang backup for Cohen in the early '70s and was very close to him for many years before recording this right at the peak of her pop success in the mid-'80s. The album features scads of well-known L.A. session cats of the era, including guitarist Robben Ford, keyboardist Russell Ferrante, drummer Vinnie Colaiuta and keyboardist Smitty Smith, as well as such distinctive instrumentalists as Stevie Ray Vaughan (blistering on "First We Take Manhattan"), David Lindley and Little Feat's Bill Payne. Some of the keyboard textures sound a tad dated, but in general the arrangements are tasteful and elegant, the sound impeccable. Cohen duets with Warnes on "Joan of Arc," and it's wonderful to hear that *basso profundo*. "Bird on the Wire" is the best-known song here, but it's been transformed into a sleek, driving tune quite different from Cohen's. "Ain't No Cure for Love" and the Cohen/Warnes tune "Song of Bernadette" are other standouts. There are four unreleased bonus tracks, two of them beautifully simple tunes where Warnes is accompanied only by guitarist/keyboardist/producer Mitch Watkins.

Original album produced by C. Roscoe Beck and Jennifer Warnes. Engineers: Bill Youdelman, Tim Boyle, Larry Brown, Csaba Petocz, Frank Wolf, Steven Strassman, Charlie Paakari, Paul Dieter, Paul Brown, George Massenburg (mixing), Henry Lewy (mixing). No studios listed. Remastering: Bernie Grundman.

—Blair Jackson




## Northern State

*Can I Keep This Pen?*  
(Ipecac)

Something about hot weather makes me extra-susceptible to mindless party music. It's like a vacation fling—sexy and fun, but destined to fade into memory. And just as the girls of summer—M.I.A., Rihanna, Lil' Mama—had started their slow creep out of my playlist rotation, I found Northern State, a trio of sassy rappers from Long Island who mix rap and alt-rock in a genre-bending style that's familiar, but elevated with irresistible hooks, smartly kitschy lyrics and a refreshing lack of pretension. I don't want to be the 500th person to compare them to the Beastie Boys and/or label them trailblazing white girls in hip hop, but hell yes, these ladies can rhyme. And with Beastie Boy Adrock and Wu-Tang's Chuck Brody at the board, the album's breezy old-school production takes you back to the days when rap equaled carefree summer fun.

Producers: Chuck Brody, Adrock. Engineers: Brody, Steve Halpern, Hesta Prynne, Spero. Studio: Fireplace, Sony Music Studios (NYC). Mastering: Dave Kutch/Sony.



—Sarah Jones

## Chuck Prophet

*Soap and Water*  
(Yep Roc)

There's something very Velvet Underground about *Soap*

and *Water*, the Yep Roc debut of rock 'n' roll singer/songwriter Chuck Prophet. Prophet half-talks/half-sings his way through a dozen beautifully crafted, bass-heavy originals. Various tracks are embellished by a children's choir, string and drum samples, and vocal effects, yet the basic tracks remain very raw and low-fi in a great way. Prophet has held a special place in my heart since his '80s days with Green on Red, but this is the first of his solo projects that I've felt has that band's combination of passion, punk-poetry and wit at its core. If you're with me so far, also check out the historical *Green on Red: BBC Sessions*, just released on Cooking Vinyl.

Producers: Chuck Prophet, Brad Jones. Engineers: JJ Wiesler, Jones. Studios: Play Record Play, Closer Studios (both in San Francisco), and Alex the Great (Nashville). Mastering: Jim DeMain/Yes Master (Nashville).

—Barbara Schultz




## Jean Luc Ponty & His Band

*The Acatama Experience*  
(Koch)

Jean Luc Ponty has been the pre-eminent violinist in jazz and fusion so long it's easy to take him for granted. That's a mistake, because he continues to produce satisfying music that combines virtuosity with an underlying emotionalism that stems directly from his expressive playing. Ponty is also perfectly in sync with his band, which includes the remarkable keyboardist William Lecomte and the always fluid rhythm section of bassist Guy Nsangue Akwa on bass, drummer Thierry Arpino and percussionist Taffa Cisse; guests are guitarists Philip Catherine and Allan Holdsworth. Tracks range from spare, introspective ballads to breezy jazz numbers and darker fusion pieces. Ponty says this music was inspired by the band's world travels; you can definitely hear that in the polyglot of styles.

Producer: Jean Luc Ponty. Engineers: Karim Sai, Ponty. Studios: Enigmatic, Studio Meudon, Studio Pigalle (all in France). Mastering: Greg Calbi/Sterling (NYC).

—Blair Jackson



## UNKLE

*War Stories*  
(Surrender All)

Electronica super-duo UNKLE (James Lavelle and Richard File) releases another fine example of computer-savvy production complemented with the warm tones commonly associated with ambient/techno. *War Stories*, a collection of desert songs out on Lavelle's new Surrender All label, is a departure from the group's previous two offerings. Instead of working "inside the box," UNKLE played the entire album live, bringing in a top cast of characters to round out instrumental tracks and vocals. Jeordie White (aka, Twiggy Ramirez) lends bass to "Burn My Shadow"; Nada Surf's Matthew Caws adds his axe grinding to "Broken"; and co-producer Chris Goss (Queens of the Stone Age) comes out from behind the board, adding guitar/synth/bass/organ on many of the tracks. And, yes, that's The Cult's Ian Astbury singing on "Burn My Shadow."

Producers: Chris Goss, UNKLE. Mixer: Chris Allen at J Sounds. Studios: Joshua Tree (L.A.), Surrender Sounds (London). Mastering: Howie Weinberg/Masterdisk.

—Sarah Benzuly







Audio  
Engineering  
Society

JACOB K. JAVITS  
CONVENTION CENTER  
NEW YORK, NY, USA

# 123<sup>rd</sup> AES Convention

October 5th-8th, 2007

where audio  
comes  
alive!

master classes • training sessions

live sound seminars • live sound symposium

broadcast events • exhibits • tours • exhibitor seminars

technical papers • educational events • workshops

## L.A. GRAPEVINE

by Bud Scoppa

The joint is jumpin' when I descend a flight of stairs that leads to *The Cave*, a bona fide tracking room situated in the basement of Billy Bob Thornton's sprawling Beverly Hills home. Guitar cases cover the floor and lean against the walls of the main room, and the road crew is moving double-time to load gear into the truck that will haul everything over to CenterStaging in Burbank (see June 2007 *Mix* for a profile on CenterStaging) for several days of rehearsals. In the midst of

Hombres and The Boxmasters, a "hillbilly punk" combo put together by Thornton and guitarist J.D. Andrew, who also happens to be the assistant engineer.

"I grew up as a musician and songwriter," says Thornton, "so instead of a movie star making records, I'm actually a musician who's making movies. What happened was when I came to L.A., after years of struggle I started to make some kind of living as an actor, and I kind of had to go with what kept me alive. Then it took off, and there wasn't a whole helluva lot of time for music until I got to the point where I could choose when to work in terms of movies."

Each of Thornton's four LPs was recorded here at *The Cave* and engineered and mixed by Jim Mitchell—who "came with the house" when Thornton bought it from Slash in 1999—and mastered by Joe Gastwirt.

Like *Hobo* (2005), the new record has a small, dedicated cast. The principals this time are guitarist Brad Davis, bassist Lee Sklar and keyboard

player Teddy Andreadis, with Thornton behind the drum kit. (He started drumming at the age of 9.) Davis, a Nashville-based Dallas native who was playing with Marty Stuart when the latter produced Thornton's first album, *Private Radio* (Lost Highway, 2000), is also Thornton's secret weapon, co-writing all 12 songs, co-producing and providing the album with its central textural element via his expressive use of the Gretsch guitar. "The Gretsch is a theme that cruises through the whole record, the way Brad weaves it around Billy's voice," says Mitchell.

The Gretsch's rich, creamy tone suits the material—which Thornton says deals with "life and death on a personal level and on a global level, as well"—while providing a delectable textural contrast to Thornton's commanding, emotive baritone.

The record's songwriting process went

—CONTINUED ON PAGE 126

## NASHVILLE SKYLINE

by Rick Clark

The demise of Masterfonics and the inevitable closing of Emerald (the building is up for sale as of press time) has left a noticeable void in the Music Row studio community. One effect of these seismic shifts has been some of the work in the Nashville market has spread out to the Berry Hill neighborhood and Cool Springs in the Franklin area—still in the neighborhood, at least, which should be viewed as a positive.

Owner/engineer Fred Paragano, who opened Paragon Studios ([www.paragonstudios.com](http://www.paragonstudios.com)) in Cool Springs five years ago, points out, "Every business goes through ups and downs forcing change; the music business is not any different. The closing of Masterfonics will help distribute more work to other area studios."

Paragano also is quick to state that his facility was designed to evolve into other areas that many studios haven't addressed, particularly post for film. "We have actively pursued new avenues in music and post-production," says Paragano, who recently acquired Nashville's first digital film-dubbing console, the SSL C300. Since its installation, Paragano has completed mixes for multiple feature film, TV and DVD projects, including *One Night With the King* (feature film score), *Secrets of the Heart* (upcoming TV series) and the recently released four-disc DVD set *The Rolling Stones: The Biggest Bang*. And although clients are seeking out Paragon for the studio's reputation in post-production, its Control "A" continues to serve many high-profile music artists, such as Faith Hill, Sara Evans and Aaron Neville, among others.

In Berry Hill, producer Richard Landis has opened a new studio called Fool on the Hill ([www.outlandis.net](http://www.outlandis.net)) that is attracting steady business because of its quality sonics and exceptional rates. Landis says, "Being a producer myself, I have made a lot of records and know what is important in a studio environment for engineers. Vincent Van Haaff and I tried to keep that in mind when we were designing and building this facility. No longer can recording budgets afford to go to these high-priced



Billy Bob Thornton (with guitar) and engineer Jim Mitchell in Thornton's *The Cave* home studio

the activity is Thornton, hands on his hips, a black baseball cap pulled down over his eyes and a boyish, Christmas-morning grin on his 51-year-old face. It's obvious that this cat is just itching to get on the road behind his new album, *Beautiful Door*.

Back in 2000, when the news spread that Thornton was recording an album, a lot of people figured it was just another case of a movie star tossing off a vanity project. Seven years and four LPs later—two of them certified Gold—the actor/screenwriter/director has provided ample proof that his creative resources extend to writing, singing and playing music. *Beautiful Door*, his first self-produced effort, marks an impressive evolutionary step in what now has to be considered a parallel career for the restless Thornton. In recent months, he's also produced projects for Mike Shipp, his former handmate in '80s ZZ Top tribute band Tres



## NEW YORK METRO

by David Weiss

studios. We built one that looks and feels like a high-end studio, has all the bells and whistles equipment-wise, but does not have the expensive rate attached."

Mike Paragone, studio manager for East Iris ([www.eastirisstudios.com](http://www.eastirisstudios.com)) in the Berry Hill area, states, "I think the state of the studio community in Nashville is looking up. I have been here at East Iris since 2002 and came in when the business was at its worst. I remember back when I was an intern here seeing a month go by with only four days out of the month booked. As we all know, a studio cannot survive, much less make a profit, off of four days booked a month. It kind of gave me a bleak outlook on what to expect in my career, but over the last five years it has gradually gotten better.

"As I see it, there are two major changes that have affected the studio business," Paragone adds. "Technology and what I like to call risk management," Paragone adds. "Under the technology umbrella, I would put the cost of recording equipment as one of the things that affected studios the most. It used to be that you *had* to go to a studio to record. You had no choice, unless you wanted to invest \$90,000-plus in a 2-inch machine. Because there was no access for the end-user to the professional recording equipment, people had no choice but to

—CONTINUED ON PAGE 126

On an afternoon early this summer, it became official: Sony Music Studios (SMS), one of New York City's largest audio (and video) production facilities was closing. Although rumors had been circulating for months about the demise of the five-floor facility on West 54th Street, the news still came as an extremely unpleasant jolt to the recording industry, as well as the studios' 127 employees.

"Thursday, June 7, 6:30 p.m.—I'll never forget it," says Glenn Swan, SMS' studio manager. "The reaction was everything you would expect—like General Motors announcing a plant closing. This is a first-class institution, and when they announced it everyone was very heart-broken. There were a lot of tears, a lot of discussions and a lot of great memories. I felt like it was a great family here, and that got broken up."

Adding to the pain of the announcement was the fact that, although a rescue plan had been organized by SMS president Andy Kadison and a backing group of investors to purchase the complex and rename it Evolution, that plan was not allowed to come to fruition. "He was in negotiation to buy the building from Sony," Swan says. "Andy made it clear he wasn't looking to lay anyone off or cut salaries, and he intended to put some money in to upgrade it. He had a great plan in place, but for whatever reason it fell through."

A massive presence in the Northeast since the building was purchased by Sony in 1993, SMS was the home of a staggering 50-plus rooms (yes, there was a Studio Z) dedicated to audio recording, mixing, mastering and post, as well as video production and post. It was the site of Nirvana's famed *MTV Unplugged* recording, the center for PBS' *Sessions at West 54th Street* series, and a hub for scores of pop, jazz and classical artists; produc-



Glenn Swan, Sony Music Studios studio manager

ers; and engineers creating for labels under the Sony umbrella and beyond.

After August 31, however, the building will have hosted its last session and be on its way to becoming condos or a hotel, following the sale of the ultra-precious real estate underneath to developers. Like the vaunted Hit Factory that went before it in 2005, SMS was the rare New York City facility that actually owned (rather than leased) its space. Combined with the revolving door atop parent company Sony Music and a marketplace with slipping profit margins, those factors put the writing on the wall.

"There were several top-level executive changes," observes Brian McKenna, a former VP of audio operations and marketing at SMS, who departed the company in April after 14 years to found his own media firm, [www.4mediamanagement.com](http://www.4mediamanagement.com). "This meant we had to repeatedly showcase the facility to validate its worth to them. Some executives embraced the studio; others did not."

While bookings were reportedly relatively strong throughout SMS, the fact that the audio department was unionized via Local 802 of the American Federation of Musicians tended to offset the studio's gains. "It was the last union facility in the industry," McKenna says. "I fully respect the union and worked closely with them;

—CONTINUED ON PAGE 126



Sound Kitchen studio manager Sharon Corbitt-House says the Nashville recording industry is "still very much a community."

## OZ NOY'S FUZZY BI-COASTAL EFFORT ON A TIGHT BUDGET

Since relocating to New York City from his native Israel, guitarist Oz Noy ([www.oznoy.com](http://www.oznoy.com)) has supported such artists as Harry Belafonte, Chris Botti, Toni Braxton and Jeff "Tain" Watts. But Noy is a distinctive artist in his own right. His edgy, urban sound is rooted in jazz and rock, but incorporates myriad influences. Following two solo releases, *Oz Live* (2003) and *Ha!* (2005), Noy has begun to be recognized for groove-based music that is also notable for his creative use of guitar effects and loops.

Like many recording artists, Noy must produce his albums on shoestring budgets. However, because he works with top-tier musicians and is highly particular about his guitar sound, Noy spends his money recording his groups live in premium commercial studio facilities as quickly as possible. "I couldn't have an extra day or two in the studio," Noy says. "I didn't have the money, and it's kind of good that I didn't because it was a lot more focused."

For his third release, *Fuzzy* (Magna Carta, 2007), Noy booked three sessions. Two took place at Bennett Studios in Englewood, N.J.—first with drummer Anton Fig and bassist Will Lee, and then with drummer Keith Carlock and bassist James Genus. A week later, Noy recorded at Mad Dog Studio in Burbank, Calif., with drummer Vinnie Colaiuta and bassist Jimmy

*West Coast sessions took place at Mad Dog Studio.*



Johnson.

Bennett Studios is a converted 100-year-old Victorian railroad station owned by Dae Bennett since 2001. "I just pay for the day and I can do whatever I want," Noy says. "I wouldn't record in a studio that [says], 'You've got 10 hours and you're out!' It's just too hard."

Noy called on freelance engineer Eli Lishinsky for the sessions in Bennett's North Room, which has a 25x47-foot live room, three iso booths and a Neve VR60 console. Lishinsky used Bennett's older Pro Tools TDM system to take advantage of the studio's Apogee AD-8000 AD/DA converters. Lishinsky used the room's vast space to create sufficient isolation between the drums and guitar amps; drums were set up in one corner, to the far-left of the control room, while Noy's amps were placed inside the iso booth in the farthest-right corner from the control room. Noy kept the door to the booth partly open to compensate for the feeling of isolation. "I stand by the door so at least I get some air moving between my guitar and amp," he says. Noy used two Bad Cat amp heads connected to Celestion speaker components, and Lishinsky miked the amps with three pairs of mics: Shure SM57s up close, Royer R-121 ribbon mics slightly off-axis and about 10 inches farther back, and Neumann U87s for ambience.

Although Bennett offers a bountiful selection of outboard gear, Lishinsky mainly relied on the Neve VR60. "There was a Neve 1073 [EQ/preamp]. The kick and the snare went through it," Lishinsky says. "I believe that everything's supposed to sound natural."

Noy says that guitarist Lyle Workman recommended both Mad Dog



*Oz Noy (standing) with engineer Eli Lishinsky at Bennett Studios*

and freelance engineer David Bianco to him. Mad Dog's Studio A is a 2,500-square-foot space with high ceilings, a large iso booth and movable baffles. "They have a good mic selection, the outboard gear is really good—anything you'd really want is there," says Bianco, who adapted the room to Noy's project by placing Colaiuta's drums inside the iso booth—which has wood floors and is surrounded by glass windows—and Noy's amps in the main room behind baffles. "We decided that a real articulated drum sound would be the best thing," Bianco says, "because Vinnie's such a nuanced player that you want to get everything that he does. So the tight sound seemed to suit, although the iso room had enough 'live-ness' to it that I could blow it up with compression if I wanted to." Bianco recorded bass direct, and employed a similar miking scheme on Noy's dual guitar cabinet setup, using SM57s, R-121s and U67s. Bianco tracked the musicians through Mad Dog's Neve 8088 console into a Pro Tools HD2 system.

Bianco used Mad Dog's API 312 mic preamps and API 550 equalizers on the drums. "I would compress the kick drum with an 1176 compressor," Bianco says. "On the drums I would maybe compress the overheads with dbx 160s, and I'd use Distressors on the room mics to blow them up a little bit. I own a Neve stereo compressor that I used on the room, as well. With Oz's guitar stuff, I think I pretty much brought that through the 8088. There might have been a light amount of compression on the 67s on the cabinets, and that was probably 1176s, as well."

Noy edited tracks in his personal studio and added keyboard overdubs from Shai Bachar, Jim Beard and George Whitty, as well as acoustic guitar overdubs (which were done at The POD Studio in New York City). He then brought the album to The Document Room in Malibu, Calif., where Kevin Shirley mixed it.

Bianco observes that Noy's method of working quickly in high-end rooms and then editing at home reflects a new niche for commercial facilities. "There's no budgets," he says. "People were just saying, 'We don't need these studios; let's just set up at home.' Now everybody's realizing, 'Gosh, we don't really sound like the Foo Fighters. Why is that?' Well, because the Foo Fighters go to a real studio with real acoustic design, great mics and great front end. I think it's coming back. I'd like to think that people need some guidance on how to make records and maximize what they have."

—Matt Gallagher



## BEHIND THE GLASS

### FOSTER'S FOLLOW-UP INDIE SESSIONS AT EAST IRIS



From left: Greg Droman, Fred Eltringham, Sean Hurley, Jen Foster, Peter Stroud, Rami Jaffee and Heather Sturm

Artist/producer/songwriter Jen Foster recorded an independent follow-up to her critically acclaimed 2006 release, *The Underdogs*, at East Iris Recording Studios (Nashville) in June. Foster's co-producer, Greg Droman, engineered the project with assistance from Heather Sturm. Additional photos of the sessions can be viewed on Foster's Website, [www.jenfoster.com](http://www.jenfoster.com).

### DRIVE-BY TRUCKERS MAKING THE ROUNDS



The Drive-By Truckers with producer David Barbe (front, center) and Spooner Oldham (second from right) at Transduction Studios

The Drive-By Truckers have collaborated with some legendary talent lately, including soul singer Bettye Lavette (The DBTs serve as the backing band on her next album for Anti) and organist/songwriting great Spooner Oldham, who recently joined the band in Transduction Studios (Athens, Ga.).

### SOUTHEAST

**Blackbird Studio** (Nashville) news: **John McBride** has acquired a second API Legacy Plus console, reported to be the largest board of its kind, with 96 channels, 192 inputs and 200 faders. The new console has been installed in its large Studio D...At **Catalyst Recording** (Charlotte, NC), studio owner **Rob Tavaglione** produced and engineered new releases for **Stella Kidd**, **Epycentre** and **Tricia Lyons**, and mastered some unreleased recordings from '80s band **Paragon**...**Mark Capps** recently completed restoring and remastering **Conway Twitty's** *Merry Twismas* album (originally released in 1983) at **Soundshop Studios** (Nashville)...At **Bluefield Mastering** (Raleigh, NC), **Jeff Carroll** mastered albums for **Vision of a Dying World**, **Schooner** and hip hop artist **PJay**...**Dave Harris** of **Studio B Mastering** (Charlotte, NC) worked on a new **John Vanderslice** CD, *Emerald City*, for **Barsuk Records**.

### NORTHEAST

**The Foo Fighters** mixed a new album, *Echoes, Silence, Patience, and Grace* at **Electric Lady Studios** (NYC) with producer **Gil Norton** and engineer **Rich Costey**. Other recent projects at **Electric Lady**: **Steve Earle** tracking *Washington Square Serenade* with producer **John King** and engineer **Josh Wilbur**; **Alter Bridge** mixing *Blackbird* with engineer **Brian Sperber** and producer **Michael "Elvis" Baskette**; and **Puscifer** tracking vocals with producer **Maynard James Keenan** and engineer **Matt Mitchell**...In **Avatar Studios** (NYC), film director **Jonathan Demme** continued recording source music for a documentary about President **Jimmy Carter** for **Real Peace Productions**. **Gary Chester** recorded and mixed the music, assisted by **Chad Lupo** and **David Tolomei**. Other recent sessions at **Avatar** include the **East Village Opera Company** recording in Studio A with producers **Kevin Killen** and **Peter Kieswalter**, engineers **Killen** and **Anthony Ruotolo**, and assistant **Rick Kwan**; and artist/producer **Lisa Sokolov** tracking in Studio B with engineer **Joe Barbaria** and assistant **Justin Gerrish**.

### NORTHWEST

At **Hyde Street's** (San Francisco) **Studio C**, producer/engineer **Justin Phelps** completed album projects for **Naomi** and the **Courteous Rudeboys**, **Slough Feg**, **Michael Joy** and **The Blacks**. Phelps also recorded and mixed on sessions with the **Mars Volta**, **Jolie Holland** and the **San Francisco Youth Symphony**.



Standing, from left: Aaron Gandia, Brent Carter, Lane Thaw. Seated: Bruce Swedien (left) and Ed Kraut.

### SWEDIEN VISITS PHAT PLANET

**Bruce Swedien** recorded and mixed **Lane Thaw's** debut CD, *Tokyo Belle*. Several studios were used, including **Phat Planet** (Orlando, FL), where the above photo was taken. Swedien was assisted by engineers **Aaron Gandia** and **Ed Kraut**. The finished release was then mastered by **Bernie Grundman**.

### SOUTHWEST

Texas country artist **Charlie Robison** is tracking a new album at **Premium Recording Services** (Austin), with **Robison** producing and **Kevin Szymanski** engineering.

### SOUTHERN CALIFORNIA

**Avenged Sevenfold** tracked/overdubbed a self-produced album at **Eldorado Studios** (Burbank). **Dave Schiffman** and **Fred Archambault** engineered. Drum tracks were recorded at **Sunset Sound**...Speaking of **Sunset Sound**, numerous sessions there include **Metallica** editing their new album with producer **Rick Rubin**, engineer **Greg Fidelman** and assistant **Clifton Allen**; **Powderfinger** tracking and mixing with producer **Rob Schnapf**, engineer **Doug Boehm** and assistant **Graham Hope**; **Human Nature** tracking with producer **Paul Wiltshire**, engineer **Phil Threllfall** and **Hope** assisting; and **Café Tacuba** recording with producer/engineer **Tony Paluso** and assistant **Hope**...New Hollywood facility **BETA Studio** hosted sessions with the latest incarnation of **The Temptations**; their new album, *Back to Front*, was produced and engineered by **Steve Harvey**. **Georg van Handel** assisted...Punk band **Orange** released *Escape From L.A.* this month on **Hellcat Records**. The album was produced by **Phil Jaurigui** and recorded by **Robin Holden** at **Swinghouse Studios** (Hollywood). The mix engineer was **Warren Huart**...**Wyn David** is in **Total Access Recording** (Redondo Beach) mixing a surround DVD of a performance by **Heaven and Hell** (Black Sabbath with **Ronnie James Dio** fronting) recorded in January at **Radio City Music Hall**. ■

Please send session news to [bschultz@mixonline.com](mailto:bschultz@mixonline.com).

down in intensive chunks of a week or two, whenever Davis' schedule of playing solo shows and conducting guitar clinics permits. "The way Brad and I do it is, we write a song, record it that night and finish it," Thornton explains. "I have OCD, so I can't leave something unfinished. We don't usually even start recording until 7 or 8 o'clock, and we'll go till dawn usually. I'm kind of a night owl anyway. And then, when J.D. started working for us, I discovered, 'Oh, here's a guy who doesn't want to do anything except be in the studio.' So if I'm not doing a movie, we're doing something every night."

Once Thornton and Davis had a song ready to go, they'd put up a click and Thornton would sing a scratch vocal while Davis played a scratch acoustic, laying drums and bass over that guide immediately thereafter. Then the overdubbing—acoustic guitars, lead vocals, harmonies and lead guitars—after which Andreadis added keys and Sklar replaced Davis' bass lines.

Mitchell recorded everything into the Pro Tools HD3 system through a Trident 80B console that also came with the house. Slash got it because he loved the Trident Series 80 board at Rumbo, where Guns N' Roses cut *Appetite for Destruction*, which Mitchell worked on with producer Mike Clink. There are racks of Neve 1073s, API mic pre's and other analog gear. The vocal chain connects a Neumann M149 mic through a 1073 and a UA 1176 and then into Pro Tools.

"We use the usual cool, old classic stuff in tracking," says Mitchell, "and I build the rough mixes in Pro Tools as we overdub. When we mix, I break all the tracks out on the Trident, so I'm not actually mixing inside the box, and I essentially mirror the roughs with my panning and all the other stuff, 'cause as we go we try to get the song where we're happy with it, and once I break it out into the Trident, the whole thing just opens up—and the studio has this sound that's so rich. It's a really cool process—Billy loves it when we break it out into the Trident. And because I have a lot of my rides already done in Pro Tools, it comes together really fast. We mix to 1-inch 2-track +3, 30 ips, no noise reduction, with GP9 on a modified APR I02 that we rent from Design Effects."

"Billy's a musician first and foremost," says Mitchell, "and it's contagious being around him. He's got an amazing work ethic and he's so dedicated—he takes his music really seriously. His writing is truly from his heart and soul. I hope more and more people get to experience it." ■

Send L.A. news to Bud Scoppa at [bs7777@aol.com](mailto:bs7777@aol.com).

use a studio. Studios had a huge leverage point, and rates and bookings were up. With the advent of professional-quality DAWs, and as the cost of equipment in general has gone down, many of the traditional studio barriers have been broken.

"Risk management is what the record labels are doing and has also affected us greatly," Paragone continues. "What I mean by this is that labels are no longer taking as many risks on as many artists as they used to. This means that not as many projects are being recorded, so not as much studio time is being booked. As a manager, I have to set the bar higher and higher each day to separate myself from the rest. The business has become more about people than anything else for me. I build relationships with people first and then build a business trust. Without the best personal relationships, your studio will not survive."

One of Cool Springs' most popular recording destinations is The Sound Kitchen ([www.soundkitchen.com](http://www.soundkitchen.com)) run by studio manager Sharon Corbitt-House, who previously was a key factor in the success of Ocean Way Nashville for a number of years. Corbitt-House feels that, in spite of the lumps the industry has taken during the past few years, things are still evolving in a positive way for the diverse local studio community.

"The Nashville music community has grown so much over the past few years," she reflects. "So many great and talented musicians and artists are now coming to Nashville to record, and some are staying and buying homes. Why do you think that is? I believe it is because we are still very much a community. I still strive to provide the same quality, hands-on service that I always have, even with budgets being up and down the way they are these days. I find that people want that place that they can come to and create and not feel they are doing it alone."

"I have clients who have home studios, who come here just to reconnect with other clients and feel supported. I don't care what anyone says—creating music is still a 'family' thing, much better in a group than alone. You need that energy and feedback around you to feel inspired and to feel like you are moving forward. Which is better—a live performance alone or in front of an audience or with a few close friends to cheer you on and to give you feedback? With anything in life, there has to be balance." ■

Send Nashville news to Rick Clark at [mrblurge@mac.com](mailto:mrblurge@mac.com).

however, that model, combined with the large amount of non-union staff, became challenging to uphold."

As big as New York City is, whether or not all 127 SMS employees (comprising both audio and video specialists) will be able to continue on in their chosen fields remains to be seen. The mastering department was a consistent profit center, staffed with strong players such as Vic Anesini, James Cruz, the legendary Vlado Meller, Joseph M. Palmaccio and Mark Wilder; most of them should be able to find new rooms in the area. Others may be re-positioned within Sony, but for the remainder the future remains uncertain.

"I hope to stay with Sony because this is the best company I've worked for," Swan states. "This job is the first time that I've been treated with respect for my qualifications. Sony gives you a tremendous amount of benefits, and they took care of a lot of people that they didn't have to take care of in this closing, so it was done with class."

"Can New York City absorb the rest of the people that Sony doesn't retain? These engineers are in a difficult position," Swan continues. "They were working here all the time, and other studios have their own people moving up. I've been an employee in two major facilities and a producer in all of them, and the assistants here are the best I've ever seen—they would smoke a lot of engineers in a lot of other facilities."

Although it would never appear in any accountant's analysis, a major loss that affected SMS deeply was the untimely death of one man in the giant complex: resident genius/chief engineer Dave Smith, who passed away unexpectedly in June 2006.

"From the time of Dave's passing, it didn't feel the same," seconds McKenna. "He was my mentor and inspired the staff. That said, I think he'd be proud of what we're doing today."

McKenna and his partners are looking to boost the still-formidable, albeit diffuse, Manhattan recording scene with their own advanced audio facility. "Our facility's model is tailored to today's and the future's market," McKenna says. "We love the older studios, but ours will be incredibly efficient and allow us to offer competitive rates while providing five-star treatment in a pro audio environment."

"Despite the closing of SMS, the staff and I are very proud of the work and service we provided to create some of the top recordings in the industry." ■

Send New York news to David Weiss at [david@clwords.com](mailto:david@clwords.com).



# It's Obvious!

ET Live Real World Outdoor Performance Environment  
is the Only Way to Evaluate Multiple Sound Systems

Up to 7 stages of continuous live equipment demonstrations:

- Line-Array Loudspeakers
- FOH and Monitor Audio Consoles
- Microphones
- Amplifiers
- Signal Processing
- Large Screen Visual Monitors
- Stages
- Special Effects



## ET LIVE

ET Live at the LDI Trade Show and Conference  
November 16-18, 2007

Conveniently located adjacent to the LDI Show Floor

[www.ldishow.com](http://www.ldishow.com)

Visit ET Live on the show web  
page at [www.ldishow.com](http://www.ldishow.com) for  
sponsor and schedule updates



**LDI**  
2007

2007 Annual Trade Show and Conference  
November 16-18, 2007  
Orange County Convention Center  
Orlando, FL USA

# MARKETPLACE

## THE LMNOpre MICROPHONE PREAMPLIFIER— ORIGINAL DESIGN, SOUND & FEATURES



Little Labs

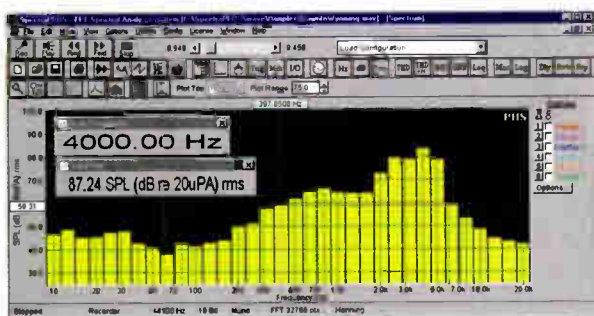
[www.littlelabs.com](http://www.littlelabs.com)

323 851 6860

- Differential discrete amplifier stage with up to 74dB of gain
- Low frequency resonance control for a tunable proximity effect
- Selectable fully variable phase alignment (IBP)
- Controllable output transformer saturation

## SpectraPLUS 5.0

Real-Time Spectrum Analyzer



SpectraPLUS allows you to perform complex audio signal analysis using your sound card: SPL readings, THD, SNR, RT-60, Delay Finder, Narrowband FFT, 1/1 thru 1/96 Octave, Signal Generation and more.

**Download a 30 day FREE trial!**

[www.spectraplus.com](http://www.spectraplus.com)

**PHS**

Pioneer Hill Software 360 697-3472 voice  
24460 Mason Rd 360 697-7717 fax  
Poulsbo WA 98370 [pioneer@spectraplus.com](mailto:pioneer@spectraplus.com)

## potion

harmonic energizer



Introducing the newest addition to our API™ 500 Series module family - the Potion True Class A FET Compressor.

The Potion has been conceived with modern music styles in mind and possesses a somewhat aggressive character designed to add REAL analogue harmonic energy to your tracks.

*You have been warned!*



**buzzaudio**  
the future of great recordings

UK Call 207-231 9661  
USA Call 866-235-0953  
Canada Call 450-227-3818  
[www.buzzaudio.com](http://www.buzzaudio.com)



**REDCO VERTICAL RACK MOUNT FOR THE APPLE G5™**

Redco Introduces **The G5-1210HD.**

*The newest version of our popular G5 Rackmounting solution.*

- Heavy-duty 11 and 16-gauge steel construction
- 5 usable vertical 1U rack spaces
- Securing clips for front and back legs assure stability for mobile applications.
- Requires no modification of the G5 case
- Can hold two G5s side by side
- Adjustable rear support ears for stability and strength.
- Works with all G5 models, including the Mac Pro.



Come See It At The **AES Show**  
In October.

**Redco Audio**

1701 Stratford Ave., Stratford, CT 06615  
800-572-7280 • orders@redco.com

**JOSEPHSON ENGINEERING C42MP**

"They have an excellent transient response, dimensionality and high-end clarity, making them great for stereo recording.



...  
The C42s sound like they cost twice as much, and they will get plenty of use in my studio."

- Gino Robair

(Electronic Musician, Senior Editor)

[josephson.com](http://josephson.com)

Get your music into digital retails for **free** such as Apple's iTunes, MusicMatch, AOL MusicNet, Napster, Buy Music, EMusic, Listen.com, Audio Lunchbox, and many more.

**1,000 Retail Ready CDs**

**\$950**



**10th Year Anniversary**

We at Media Services look forward to providing you with outstanding service and quality. You can trust us to take your CD/DVD project to the next level. Call us today on pricing for all standard and custom packages. We also offer great deals on promotional products such as posters, t-shirts and postcards.

• Cricket Rumor Mill courtesy of Loose Thread Records  
[www.cricketrumormill.com](http://www.cricketrumormill.com)



Call today **888.891.9091** or visit [www.mediaomaha.com](http://www.mediaomaha.com)

*the leaders in cd & dvd manufacturing*

**CASCADE MICROPHONES**



**\$159.00**

**FAT HEAD RIBBON**

AT HEAD  
8

CASCADE

**Odds N**  
cd & dvd manufacturing



**CDs in Jewel Box ~~\$1.99~~**

Includes 1000 CDs in Jewel Box with Full Color 4 Panel Booklet and Tray Card, Full Color Offset CD Printing and Cello Wrap.

**CDs in Printed Sleeve ~~\$1.99~~**

1000 CDs in Full Color Printed Sleeves with Shrink Wrap.

**CDs in Digi-Pak ~~\$1.99~~**

Includes 1000 CDs in Full Color 4 Panel Digi-Pak with Clear Tray and Shrink Wrap.

**DVD-5 SPECIAL ~~\$1.99~~**

1000 Full Color DVDs in Amray Box with Full Color Enticement and Cello wrap. DVD9 add \$300.

**Radio Ready CD Mastering ~~\$599~~**

Level & Fade Correction, Equalization, Compression, Noise Removal, Track IDs & Re-sequencing with Digital Peak Limiting for the Hottest Playback Level up to 6 Hours of Time.

All CD/DVD Specials Include Glass Mastering, Film outputting and Offset Printing. No Extra or Hidden Charges.

**Order Today!**



**Graphic Design SPECIAL**

**\$299**

- 4 Hours
  - Basic Layout
  - Typesetting
  - Ready to Print
  - Scanning
  - PDF Proof
- Deluxe Designs Starting at Only \$699!



www.AtlasProAudio.com  
 US Toll Free 1.866.235.0953  
 Open 'til Midnight EST - 7 days

Toft ATB32



pure analog large format console

Toft Audio ATB Console 16, 24, 32 channel



Rupert Neve  
Portico



Vintech Audio



Buzz Audio



Telefunken USA



Royer Labs



Wunder Audio

Over 80 brands of NEW gear!

Mics - Preamps - EQs - Compressors  
 A/D Converters - PlugIns - Speakers

# THE REVOLVER

The ultimate portable 500 series powered rack



A



B



C



The Revolver can hold two single width 500 series modules, or one double width module (C - shown with one Buzz Audio Elixir and one OSA MP1-L3) (B - Shown with one double width Buzz Essence Class A Opto compressor).

One Revolver is perfect for desktop usage (vertically - see B & C), or you may rackmount one, two, or three Revolvers using our custom 19" rack kits (A - shown above with 2 empty Revolvers racked horizontally).

The Revolver is 100% compatible with all modules made for the API(tm) 500 series. The Revolver is a self contained system, with oversized internal power supply for the utmost in portability, reliability & headroom.

XLR inputs and outputs are located on the rear of the unit. Removable IEC power cable. On/off switch. Heavy duty construction with ventilation.

## THE REVOLVER

Made by and available exclusively at Atlas Pro Audio





**Progressive**  
Media & Music

CD & DVD Replication  
Full Retail Ready Packages  
State of the Art A/V Facilities  
Mastering • Editing • Authoring  
Award-winning Art Department  
The Best Customer Service

**FREE T-Shirt** from your album art with CD package

www.progressivecds.com  
Toll Free: (800) 421-8273

**THERE'S A REASON WE'VE BEEN HERE 29 YEARS!**

**We see the forest and the trees.**



CDs/DVDs    MASTERING/EDITING    GRAPHIC DESIGN    MULTIMEDIA

**PLAY-IT**  
PRODUCTIONS

259 W. 30th Street, NY, NY 10001  
TOLL FREE: 1-800-815-3444 or 212-695-6530  
WWW.PLAY-ITPRODUCTIONS.NET

ESPN, CBS and Late Night with David Letterman all use the SR5.1MKII.

Fold down to Stereo or Mono  
Level Control tracking .05db  
Balanced inputs & outputs

**Coleman Audio**  
(516) 334-7109  
www.colemanaudio.com  
coley@colemanaudio.com

Accessible trims for all channels  
Individual mutes for all channels  
Classic analogue circuitry



SR5.1MKII Surround Level Control

**Studio Suite 8**  
STUDIO MANAGEMENT SOFTWARE



Super Duper Studios    Friday, July 7, 2006

Simplify your Office    Manage your Studio    Organize your Tech    with **ONE** Product!

**1.800.450.5740**  
International: 1.818.752.3900  
www.studiosuite.com    altermedia

www.healeytsms.com

**NEW WEBSITE!**

**INCREDIBLE SPECIALS!**

**SAME GREAT SERVICE!**

1.800.835.1362

healeytsms.com  
[ total music solutions ]

Serving Independent Artists Since 1993!





'Plug Into Reality'

Mercury M72s  
Studio Microphone  
Amplifier

"Vintage modules can now retire ...  
the M72s is the New Kid in Tone."



Mercury Recording Equipment Co. - (510) 581-3817 - MercuryRecordingEquipment.com

**CDs • DVDs • SHAPED DISCS • SPECIALTY PACKAGING • CASSETTES**

**NEED CDs? THE CHOICE IS**  
**CRYSTALCLEAR**<sup>®</sup>  
DISC AND TAPE

**CHECK OUT OUR CURRENT SPECIALS!**

1000 CDs • \$999 (COMPLETE RETAIL READY)  
1000 PROMO CD PACK • \$599  
1000 DVDs • \$1499 (COMPLETE RETAIL READY)

**TRUSTED EXPERIENCE FOR OVER 35 YEARS!**

**WWW.CRYSTALCLEARCOS.COM • 1 800 880-0073**

**IN-HOUSE CD • DVD • VINYL MANUFACTURING**

**300 CD Package: \$775.00** Includes: 1-color booklet & 1-color CD label from print-ready film, jewelbox, shrinkwrap  
**1000 CD Package: \$1199.00** Includes: 4-color booklet & 2-color CD label from supplied artwork, jewelbox, shrinkwrap

**D.J. 12" VINYL PROMO**

100 12" VINYL \$799.00 Additional LP's: \$1.30 each  
500 12" VINYL \$1,279.00 REORDER \$710.00  
1000 12" VINYL \$1,889.00 REORDER \$1319.00

PACKAGES INCLUDE: WHITE JACKET w/ HOLE • MASTERING • FULL PROCESSING • TEST PRESSINGS • 2-COLOR LABELS (stock background) • SHRINKWRAP • QUICK TURN AROUND

**RAINBO RECORDS** MANUFACTURING CORPORATION  
8960 Eton Ave., Canoga Park, CA 91304 • (818) 280-1100  
Fax: (818) 280-1101 • www.rainborecords.com • info@rainborecords.com

**BLINDFOLDED**

it's a \$3500 mic

But open your eyes  
to **\$749.00** MSRP

The TS-2 Large Diaphragm Tube microphone

The New Price of Great Sound

**Chameleon Labs**

Listen to yourself at [www.chameleonlabs.com](http://www.chameleonlabs.com) • 206.264.7602

**24 custom-printed T-shirts now just \$99!**

Place any new CD or DVD replication order with Disc Makers and get 24 black T-shirts with white silkscreen printing for just \$99. Don't need discs? You can get the same offer for \$129.

Visit [www.discmakers.com/mix](http://www.discmakers.com/mix)  
or call 1-866-677-7912 for details.

Hurry! Deal ends December 31, 2007!

**DISC MAKERS™**



# Exceptional Vocal Reproduction

**NEUMANN KMS 105**  
Hypercardioid Handheld Microphone

Developed to permit optimal transmission of the human voice, the KMS 105 is the ultimate choice for demanding live applications.

- Low self-noise & crosstalk behavior
- Ideal for use with in-ear monitoring
- High acoustic resolution
- Smooth frequency response

BUY IT TODAY AT:

**PROAUDIO**.com  
smart sound solutions

www.proaudio.com/KMS105  
or call: 1(800) 433-2105



**THE PELUSO 2247 SE STEEL TUBE**  
"NOTHING SOUNDS LIKE A STEEL TUBE"  
GORGEOUS SOUND, ENDLESS VALUE  
HAND BUILT IN VIRGINIA



NEW PRODUCTS  
COMING SOON!

this and much more available  
from your pro audio experts:

DEMO BOTH  
TODAY!

# so und pure

BEST GEAR

BEST PRICES

BEST ADVICE

www.soundpure.com / sales@soundpure.com  
call toll free now for great deals: 888.528.9703



## REDCO AUDIO

— INTRODUCES THE NEW —



### R196-D25PG Patchbay

96 point TT Patch bay with 25 pin D-sub connectors on rear

- Two rows of 48 Bantam Jacks in 1U of rack space.
- Utilizes the industry standard 25 pin D-sub Tascam pinout on all rear D-sub connectors.
- Programmable Grounding/Normalizing switches easily accessed from the top of the chassis
- Bantam TT patch cords available.

COME SEE IT AT THE AES SHOW  
IN OCTOBER!

Use discount code "REDCOBAY" at  
www.redco.com and receive \$10 off  
when you buy this item online!

OFFER GOOD UNTIL 11/22/07

For more information, please contact us at

**Redco Audio**

1701 Stratford Ave, Stratford, CT 06615  
800-572-7280 • www.redco.com

**A Designs**



THE A DESIGNS EM-PEQ  
A NEW 500 SERIES-  
COMPATIBLE EQ MODULE  
THAT NODS TO THE CLASSIC  
PULTEC EQP-1A SOUND

Come see new  
A Designs products at  
AES, Booth 856!

EFFORTLESS  
 SEAMLESS  
 LIMITLESS  
 WIRELESS

©2007 Shure Inc.

**SHURE**



A lecture hall or a conference room. A church or a theatre. Whatever the venue, Shure has the wireless system to deliver the quality and consistency you need. The SLX® and ULX® series draw on over 80 years of Shure technology, including our patented Audio Reference Companding for crystal-clear sound beyond the limits of conventional wireless. For more information, contact Northern Sound & Light

**Northern Sound & Light** 

[www.northernsound.net](http://www.northernsound.net)

Toll Free: 1-866-796-6232



# CLASSIFIEDS

MIX Classified Ads are the easiest and most economical means to reach a buyer for your product or service. The classified pages of Mix supply our readers with a valuable shopping marketplace. We suggest you buy wisely: mail-order consumers have rights, and sellers must comply with the Federal Trade Commission, as well as various state laws. Mix shall not be liable for the contents of advertisements. For complete information on prices and deadlines, call (800) 544-5530.

## Acoustic Products

**REALTRAPS®**  
**High-Performance Acoustic Treatment**  
*Rave Reviews From Top Pros*



"After adding seven MondoTraps the bass response in my mastering room smoothed out measurably and audibly, and not a bass note is out of place. Plus, the sweet spot has grown!"  
 —Bob Katz, *Digital Domain*

Grammy Award-winning mastering engineer, and author of *Mastering Audio - the art and the science*.

Learn why REALTRAPS has fast become the most sought-after brand for treating pro recording studios and listening rooms. Please visit our web site for a wealth of product information, demo videos, and some of the clearest explanations of room acoustics you'll find anywhere.

Toll-Free: 866-732-5872 [www.REALTRAPS.com](http://www.REALTRAPS.com)

**RPG AcousticTools**  
 PROVEN, AFFORDABLE ROOM SOLUTIONS  
 FROM THE MUSIC INDUSTRY'S LEADING  
 ACOUSTICAL INNOVATOR.



RPG DIFFUSOR SYSTEMS, INC.  
[www.rpginc.com/proaudio](http://www.rpginc.com/proaudio)

**Solar 2**  
 Studio Construction  
 Custom Acoustical Devices  
 Creative Work Stations  
 Consultation and Design

[www.Solar2.net](http://www.Solar2.net) (248)860-0503

**VocalBooth.com**  
 Complete Your Dream

New 14 Carat Diamond Series



Modular Sound Reduction Systems  
 Broadcast, Voice Over, Drums,  
 Rehearsal, Audio Post Production,  
 Studio Control and More!

**541-330-6045**  
[www.vocalbooth.com](http://www.vocalbooth.com)  
 Information@vocalbooth.com

**SILENT Source**  
 58 Nantucket St., Northampton, MA 01062  
 Info: (413) 584-7944 Fax: (413) 584-2377  
**ORDER: 800-583-7174**

Acoustical Fabric Panels •  
 Sound Barrier • Isolation Mats •  
 Tube Traps • Silence Wallcovering •  
 WhisperWedge • ProFoam • ClearAcoustics  
 • Hushfoam • R.P.G. Diffusers •  
 Sonex • Sound Quilt • More

[www.silentsource.com](http://www.silentsource.com)  
[info@silentsource.com](mailto:info@silentsource.com)

QUALITY • PRICED RIGHT • INTEGRITY

**AcousticsFirst™**  
 Toll Free: 888-765-2900

Full product line for sound control and noise elimination.  
 Web: <http://www.acousticsfirst.com>

**GK Acoustics**  
 ORDER: 800-833-1554 (or) 541-947-2602


We Custom Manufacture and Ship Worldwide  
**Sound Isolation Booths**  
 And  
**Sound Control Products**  
*Be Professional. Buy the Best!*

[www.gkacoustics.com](http://www.gkacoustics.com)

**WhisperRoom INC.**  
 SOUND ISOLATION ENCLOSURES

*Celebrating over 17 years of  
 reducing sound to a Whisper!*

Recording. Broadcasting. Practicing



MDL 102126S  
 (8'5"X10'5")

19 Sizes and 2 Levels of Isolation Available

New! SoundWave Deflection System  
 (Change parallel walls to non-parallel)  
 Immediate Shipping!

[www.whisperroom.com](http://www.whisperroom.com)  
 PH 423-585-5827 FX: 423-585-5831

**BLACK BOX**  
 VOCAL BOOTH



Vocal, Practice and Broadcast Booths

**Souix Acoustics**  
[www.seulxacoustics.com](http://www.seulxacoustics.com)

**ACOUSTIC**  
 Design  
 Consulting  
 Products

[www.soundcontrolroom.com](http://www.soundcontrolroom.com)  
 toll free 866-788-1238

**emusician!**  
 XTRA!

Electronic Musician's weekly e-newsletter delivers the latest news direct to your inbox! Subscribe today at

[www.emusician.com](http://www.emusician.com)

**ACOUSTICAL SOLUTIONS INC.**

Sound Control & Noise Reduction Products

Call (888) 529-9220 Free Catalog  
[www.acousticalsolutions.com](http://www.acousticalsolutions.com)

**Cases/Covers**

**UNDER COVER**  
 Custom Covers and Bags  
 Speaker Cabinets / Consoles  
 Anything!

[www.undercovernyc.com](http://www.undercovernyc.com)  
 917 237 1535

Get your gear Under Cover!

**Computer Products**



**Computer Music Center**  
Computer Audio Recording Equipment

**Custom Computers for  
Music, Film, Video, & Gaming**

[www.computermusiccenter.com](http://www.computermusiccenter.com)

**Design & Installation**



**301-607-6607**

"We specialize in audio, video, acoustic design and installation."

- Studios
- Live Venues
- Churches
- Government
- Theatres
- Museums

[www.audiodesignsolutions.com](http://www.audiodesignsolutions.com)

**Employment**

**Sweetwater: The thrill of a "start-up," the security of established success!**

Take your expertise in music technology, strong people skills, and desire to succeed, and apply them toward a rewarding career at Sweetwater!

**"Start-up" Company Excitement!**

- Brand-new 44-acre campus with private health club, coffee shops, restaurant-style dining, and additional amenities!
- Planned company events: family picnics, amusement park trips, holiday parties, and a whole lot more!
- Work side-by-side with other musicians and engineers in an amazingly creative environment!



**"Established" Company Benefits!**

- Amazing earning potential!
- 401(k) Plan & Profit-sharing Program
- Employee Accommodation Plan (purchase gear at cost!)
- Relocation assistance
- Group health & dental insurance
- Flexible Spending Account



Music Instruments & Pro Audio



**Visit: [www.sweetwater.com/careers](http://www.sweetwater.com/careers)**  
**Call: 1-800-222-4700 Jeff McDonald x1052**



Turn Your Passion for Music Technology into a Rewarding Career!

**See More Info Online!**  
Step inside the doors and get an in-depth look at Sweetwater.

**Employment**

**Webster UNIVERSITY** **Assistant Professor in Audio Production**

Webster University seeks a status track assistant professor in Audio Production. The successful candidate will possess broad academic and professional expertise in audio production, and must have a minimum of five years professional experience and an advanced degree. Candidate will teach undergraduate introductory and advanced courses in audio production such as Audio Production I, MIDI and Digital Audio. Ability to increase audio support for programs in Film, Video, Interactive Digital Media and Animation is a plus.

Applicants should send letter, resume or curriculum vitae, portfolio and references by 12/31/07 in order to be considered. It is anticipated that the successful candidate will assume the position in August, 2008. Please mail application materials to **Faculty Search, Department of Electronic and Photographic Media, Webster University, 470 East Lockwood Avenue, St. Louis, Missouri, 63119-3194. AA/EOE**

[www.webster.edu](http://www.webster.edu)

**DON'T WAIT TO PLACE YOUR AD IN THE CLASSIFIED SECTION!**

For details, contact the MIX Classified Department at (800) 544-5530.

**R.E.M.**  
RICK EBBS MASTERING  
S O U N D

**NYC mastering house seeks experienced mastering engineer with client base.**

Send resume to:  
**R.E.M. Sound**  
321 West 44th Street  
Suite 808  
New York, NY 10036



**Reel-Exchange**  
by millimeter & Digital Content Producer

SEARCH. RECRUIT. COLLABORATE. NOW.

Reel-Exchange is a professional business to business community that connects you with the industry's best film and video professionals - whether you're looking for freelance talent to handle a given project a full-time employee with a specific skillset, or a collaborator for your next production. Seek out and view demo reels and profile information for freelancers, companies or collaborators based on geographic location, discipline, equipment/format, project credits, and more. They're here. Now.

[www.reel-exchange.com](http://www.reel-exchange.com)



Equipment For Sale

Vintech



The Vintech X73i!

"I used five X73i's and one X81 to record all of Carlos Santana's guitar tracks for both the 'Shaman' and 'All that I am' albums." **Jim Gaines**  
Engineer for Carlos Santana, Stevie Ray Vaughn



The Vintech X73

"I use the X73 for recording Patti Scialfa and Bruce Springsteen in their home studio." **Toby Scott**, Engineer for Bruce Springsteen



THE "X81 CLASS A"

1-877-4-MIC-PRE



The Model 473

www.vintech-audio.com

Odyssey  
PRO SOUND

Your Source for the Finest New & Pre-Owned  
Recording Equipment Anywhere

API | AEA | CHANDLER | MANLEY | DPA & MUCH, MUCH MORE!

VISIT OUR NEW WEBSITE AT  
WWW.ODYSSEYPROSOUND.COM

TOLL FREE: 1 800 249 1821  
tel: +1 (978) 744-2001 fax: +1 (978) 744-7224

JOBzone RECRUIT > RETAIN > EXPLORE  
It's so much more than a job bank.

Entertainment Technology's JOBzone brings you the most user-friendly, network-wide online job bank that is exclusively dedicated to serving professionals in the Audio, Video, Broadcast, System Integration, Lighting, and Performance industries.

Start your search today. Hit the JOBzone link at any of our magazine websites:

emusician.com | remixmag.com | mixonline.com  
svconline.com | livedesign.com | digitalcontentproducer.com

Brent Averill  
ENTERPRISES

BAE 1272 repro

Single w/ps: \$1139 | Two-Channel w/ps: \$1859

BAE 1073 repro

Single w/ps: \$2550 | Two-Channel w/ps: \$4900

14300 Hortense Street • Sherman Oaks, CA 91423

(tel) 818-784-2046 • 818-784-0750 (fax)

www.BrentAverill.com

buzzaudio  
the future of  
great recordings

visit www.buzzaudio.com to begin...

MARQUETTE  
AUDIO LABS

JOSEPHSON ENGINEERING  
C700A

Two-capsule condenser microphone  
Variable pattern  
For vocals, spot and far-field pickup.

Josephson.com

VINTECH AUDIO  
CLASS A MIC PREAMPS MADE WITH

NEVE™ 1272 COMPONENTS  
www.vintech-audio.com  
call toll free: 1-877-4-mic-pre

vintagekingaudio

Our product lines range from vintage classics and esoteric rarities to exciting new boutique gear, many of which are exclusively available from Vintage King. We offer a full warranty and a staff of experienced engineers and technicians, bringing you friendly and unparalleled service.

More high end, boutique audio manufacturers have given their exclusive trust to Vintage King than any other dealer. ...Shouldn't you?

Fat Pro  
TECHNOLOGIES

The Future of Audio  
Technology is here!

FPM-1, FPM-2 & FPM-4

The PM series power supplies power any condenser or electret type microphone requiring phantom power of 12 vdc to 48 vdc. Each channel is regulated to guarantee the lowest possible noise and crosstalk delivering up to 10 ma per channel. These are the only supplies that will produce 48 volts with any microphone!

Toll Free: 877-454-4404 • www.FatPro.com

**Equipment For Sale**

For all the guitar players out there with multiple guitars hooked up to wireless rigs.

**YOU DON'T KNOW IT BUT YOU NEED THIS**



**Coleman Audio**

www.colemanaudio.com (516) 334-7109 coley@colemanaudio.com

**STEDMAN**

Keep your headphones convenient and safe. Clamps to music stand or mic stand.

**NEW!**

888-629-5960  
www.stedmancorp.com

Lifetime Warranty  
Made in USA



**API VISION SURROUND RECORDING CONSOLE**

64 Channels, 100% Analog, 100% Discrete, API's legendary 25-pin audio signal path, 19 FX return modules, total input 133, each with discrete stereo or surround panning, condition is like new, major software and hardware upgrade on the complete Moving Fader System in March 2007.

Call for price: 310-378-1076

Sound Good? Absolutely not. Sound Real? **ABSOLUTELY**

Pyramid Speakers

www.pyramid.com

**Furniture**

**THE ORIGINAL**

RACKMOUNT YOUR G5 - WWW.ISO-BOX.COM



ORDER TOLL-FREE: 888.580.9188

Sound Construction & Supply Inc.

**Studio Furniture**  
800.315.0878 **FREE CATALOG**



**ARGOSY**  
argosyconsole.com

**NEW & VINTAGE MICS FROM RUSSIA**

TEL/FAX: 007-495-9115565  
E-mail: aeg210268@mtu-net.ru  
www.valvemics.webzone.ru/

V1-2 Vacuum Tube Mic Preamp  
www.dwfearn.com

**D.W. FEARN**

**Instruction**

**BE A RECORDING ENGINEER**  
\* **TRAIN AT HOME**  
Easy Home-Study practical training in Multi-track Recording. Join our successful working graduates or build your own studio. Career guidance / Diploma / Registered School.

**FREE INFORMATION:**  
Audio Institute of America  
214 1st Ave. Suite 1000 San Francisco, CA 94121  
Or visit us at www.audioinstitute.com

**ARTI Audio Recording Technology Institute**  
ORLANDO, FLORIDA

- Extensive Hands-On Training
- Music, SFX Design, Audio Post
- Low Student/Teacher Ratio
- Placement Assistance
- Financing to Qualified Applicants
- Accredited by ACCSCT

FEATURING **THX pm3** MIX THEATER

888-543-ARTI • audiocareer.com

**OMNIRAX**  
STUDIO FURNITURE



CCDA D8 with Sidecars

OMNIRAX 800.332.3483 415.332.3392  
FAX 415.322.2807  
www.omnirax.com

ENTERTAINMENT TECHNOLOGY **List**  
**eClassifieds** BUY+SELL

Reach more than 800,000 web visitors!

The Entertainment eClassifieds are the user friendly, affordable way to connect buyers, sellers, job seeker and employers.

www.mixonline.com/eMarketplace

**Buy/Sell Gear  
Find/Post Jobs**

**Subscribe to Electronic Musician**  
www.emusician.com

**Learn the Art of Recording**

www.mediatechinstitute.com

**mediatech institute**  
1.866.498.1122



**Legal Services**

**AXIOS LAW GROUP**  
Inspired By You, Protected By Us®

Axios Law Group is an intellectual Property Law firm that caters to the needs of the audio industry. Let us help you with your legal matters including patent, copyright, trademark, and entertainment law.  
www.axioslaw.com-audio@axioslaw.com

**BARE BONES PRICE!**  
Order On Blo - Out Discounts!

Includes on-disc printing, full-color printed booklet, barcode and cellowrapping.

**1000 CDs - \$1099**

**ODDS ON**  
cd & dvd manufacturing  
www.OddsOnRecording.com

**877-ODDS ON 1**  
6 3 3 7 6 6 1



**REMIX**

Sign up for the  
REMIX HOTEL Newsletter  
www.remixhotel.com

**Mastering**

*Stephen Marsh*  
MASTERING

Los Lobos • The Donnas • Wolfmother

**310.598.6038**  
StephenMarshMastering.com

Professional Mixing and Mastering Services

Nathan Eldred

www.AtlasRecording.com  
US Toll Free 1.866.235.0953

**www.yourmusiconcd.com**

**100 BULK CDRS \$59** 500 FULL COLOR PACKAGE Only \$699

**100 BASIC CDRS \$89** LIMITED TIME "SPECIALS!"

**100 FULL COLOR CDR PACKAGE \$169**

**1000 FULL COLOR PACKAGE \$899**

POSTERS - \$0.65  
BUSINESS CARDS - \$7  
FLYERS - \$29

100 BULK DVDRS - \$99  
100 BASIC DVDRS - \$110  
1000 FULL PACKAGE DVDRS - \$1199

SMS DIGITAL ATLANTA 678-442-0933  
TOLL FREE 1-877-442-0933

**MASTERING**  
MIXING & RECORDING  
**STUDIO VMR**

708.267.2198 studiovmr.com

**MASTERING**  
Guaranteed to give you that "Big Label" sound.

Complete Album Deal!  
**\$475.**

1-800-692-1210  
www.musichousemastering.com

**Software**

**sweet studio?**  
get  
**Studio Suite 8**  
Studio Management Software  
www.studiosuite.com  
See our ad in MarketPlace

**SpectraPLUS**  
version 5.0 now available! Free trial  
www.spectraplus.com

**DRT Mastering**  
the Analog Specialist

You will have the fat slamm'n major-label sound that sells discs.  
Or the work is free...

Custom gear. 1st-class results. Free broch  
800-884-2576 www.drtmastering.com

**Sound & Video contractor**

For the latest news and technology check out Sound & Video Contractor at  
www.svconline.com

Applications, Tools, and Technology for Systems Integration

Subscribe to  
**MUSIC EDUCATION TECHNOLOGY**  
www.metmagazine.com

**Studios**

**NY HOME STUDIO FOR SALE**

Professional Home Recording Studio in Rockland County. Featuring semi-floating 23x17 Recording Room, 17x15 Control Room and vintage 28 ch. Sphere console. Ranch style 3 Bedroom home situated on 2/3 acre in prestigious area. Near all major highways. Only 20 miles to the GWB. Priced to sell at \$595,000.

Call Bill (845) 356-6553

**Records Tapes CD Services**

**NEED CDs? THE CHOICE IS CRYSTAL CLEAR**  
DISC AND TAPE

CHECK OUT OUR CURRENT SPECIALS!

1000 CDs • \$999 (COMPLETE RETAIL READY) 1000 DVDs • \$1499 (COMPLETE RETAIL READY)  
1000 PROMO CD PACK • \$599 500 DVDs • \$999 (COMPLETE RETAIL READY)

WWW.CRYSTALCLEARCD.COM • 1-800-880-0073

For the best price in CD Replication ... there is only one number you'll need!

**1.888.891.9091**

www.MEDIAOMAHA.COM

CD & DVD Replication Duplication and much more!

Progressive Media & Music  
www.progressivecds.com  
Toll Free: (800) 421-8273

THERE'S A REASON WE'VE BEEN HERE 29 YEARS!

Very Private Estate in Boonton, Township, NJ

Contact Lynn F. Curtis, COLDWELL BANKER, Mountain Lakes, NJ, 973-263-0400 ex 134.  
For pictures and more information visit www.realtor.com/Pror41076637373

www.digitalcontentproducer.com

# Give Your MOTU Studio 8-core Performance

Your MOTU desktop studio performance just doubled again with the 8-core Mac Pro tower and a host of exciting new third-party virtual instruments, effects plug-ins and affordable, world-class studio hardware.



## 8-Core Intel Processing

The new 8-core Apple Mac Pro tower delivers the power of two Quad-Core Intel Xeon "Covertown" processors running at 3.0GHz. That's eight 3 GHz processors performing as one, allowing you to run Digital Performer 5, a stunning array of virtual instruments and all the powerful plug-ins you need, all from the supreme convenience of a single computer desktop. Just a few years ago, a system with this much real-time audio processing power would have cost you many tens of thousands of dollars. Now you can own it with plenty left over to equip your MOTU studio with the latest and greatest virtual instruments, plug-ins and studio hardware.

## Eight mic inputs via FireWire

The new MOTU 8pre delivers eight mic inputs in one rack space, complete with a five-segment level meter, phantom power switch, 20 dB pad switch and trim knob right on the front panel for each input. Now add two banks of ADAT optical digital I/O for eight more channels — even at 88.2 or 96 kHz. Top it off with main outputs and MIDI I/O, and you've got a FireWire audio interface that turns your Mac into a complete studio that can record your entire band. Or, if you already own an optical-equipped MOTU FireWire, PCI or UltraFast USB2 audio interface, the 8pre is the perfect way to add 8 mic inputs directly to your MOTU interface CueMix DSP on-board mixing via 8-channel optical.



## Waves native processing

Waves has long been synonymous with quality plug-ins, and the Waves Platinum Bundle contains a huge range of top-quality Waves processing for your DP5 studio. The Platinum Bundle now includes Waves Tune LT, L3 Ultramaximizer, and IR-L Convolution Reverb as well as all the plug-ins found in the Waves Gold and Masters bundles. Platinum brings extraordinary signal processing power to DP5, for tracking, mixing, mastering, and sound design. From dynamics processing, equalization, and reverb to pitch correction, spatial imaging, and beyond, Waves Platinum Bundle is a must-have for every MOTU studio.

The MOTU experts at Sweetwater can build the perfect DP5 8-core studio for you. We'll help you select the right components, and we can even install, configure and test the entire system for you. Why shop anywhere else?





## Jimi Hendrix Guitar Tones

**IK Multimedia's AmpliTube Jimi Hendrix™** is the first authentic software recreation of the complete Hendrix guitar amp and effects rig in a single product, offering all the rare vintage stomp, amps, cabinets and mics that contributed to make Hendrix's legendary sound. Based on IK's award-winning AmpliTube 2 and made in cooperation with Authentic Hendrix, the official family-owned company, AmpliTube Jimi Hendrix™ features 9 vintage stomp effects, 4 vintage amp models, 7 cabinets and 5 mics, putting a complete collection of extremely expensive and hard-to-find gear right at your fingertips, all carefully modeled with proprietary AmpliTube 2 DSM™ (Dynamic Saturation Modeling) technology and accurate craftsmanship from actual gear of the '60s. Get that classic Jimi Hendrix tone, plus the best vintage guitar effects and amp gear ever offered in software.



## Mastering at its finest

**MAS Master Perfection Suite** - Six stunning new audio plug-ins at a breakthrough price.

**Repli Q** provides unparalleled spectral matching for improving an improperly equalized track, mastering for different delivery formats, or applying the EQ of one mix or track to another.

**Squeeze-3** and **Squeeze-5**, two powerful multi-band compressor/limiter/expander plug-ins, feature advanced new linear phase equalization filters. **PitchCraft** offers super natural pitch correction/transposition and manipulation with minimal artifacts. **Reveal** integrates seven analysis tools in a single plug-in — Oscilloscope, Peak & RMS Power History, Spectrogram, Pan Power, Spectral Analysis, Lissajous Phase Scope and Peak & RMS Level Meters. **Sage-Freq** offers ultimate 4, 6, 8 and 10-band parametric EQ. **GateEx** provides high-quality gating and downward expansion. Available separately, or with Peak Pro XT, the Master Perfection Suite is an indispensable addition to your Digital Performer desktop studio.



## Vintage EQ/Compression

The **Focusrite Liquid Mix** is another Focusrite first and a true one-of-a-kind. Based on the award-winning Liquid Technology, the Liquid Mix provides 32 channels of simultaneous DSP powered vintage and modern EQ and Compression plug-ins into your DP5 mix without affecting your host computer's CPU. 40 classic compressors and 20 timeless EQs are included. Each EQ and Compressor emulation is painstakingly created through a process called Dynamic Convolution which is a huge step beyond modeling. Through Dynamic Convolution, every frequency at every possible combination of settings is perfectly sampled. That means that you get the true sound and feel of a vintage or modern classic. Tens of thousands of dollars of gear is now right at your fingertips! Think how great your Digital Performer tracks will sound with the Liquid Mix.



## Complete control

For CP5 users who want it all: Reaktor5, Kontakt2, Guitar Rig 2 software, Absynth4, Battery3, FM8, B4II, Akoustik Piano, Elektrik Piano, Vokator, Spektral Delay and Pro-53 in a unified interface with hands-on control — **Native Instruments KOMPLETE 4** and **KORE** put an infinite universe of sound at your finger tips. Every preset included in NI KOMPLETE 4, more than 8,500 in total, has been preconfigured and categorized in KORE with searchable musical attributes and hands-on controller assignments. This seamless integration of software and hardware turns Native Instrument's award-winning synthesizers and samplers into tactile instruments. If you purchase today, you'll receive the KORE 2 software update FREE when it ships later this year!

©2007 Sweetwater, Inc.



www.sweetwater.com (800) 222-4700



Authorized Reseller

# Sweetwater

Music Instruments & Pro Audio



# Give Your MOTU Studio 8-core Performance



## Keystation Pro 88 features

- 88-key hammer-action, velocity-sensitive keyboard
- Powered via USB bus (cable included) or optional 9V power supply
- 24 MIDI-assignable rotary controllers
- 22 MIDI-assignable buttons
- 9 MIDI-assignable Alps faders
- MIDI-assignable pitch bend and modulation wheels

## 88 Weighted Hammer-Action Keys

Digital Performer 5 gives you unprecedented control over your MIDI and audio tracks. And what better way to take advantage of this hands-on control than the **M-Audio Keystation Pro 88**. Regardless of whether you're a seasoned pro or just ready to take your music to the next level, these hammer action keys are so expressive

that you just won't want to stop playing! The Pro 88 could easily become your sole keyboard in the studio or onstage. Yet the Keystation Pro 88 weighs only 47 lbs. — half of most weighted-action keyboards! And the Pro 88's extensive features make it the most comprehensive and competitive product of its kind!



## Control room monitoring

The **PreSonus Central Station** is the missing link between your MOTU recording interface, studio monitors, input sources and the artist. Featuring 5 sets of stereo inputs (3 analog and 2 digital with 192kHz D/A conversion), the Central Station allows you to switch between 3 different sets of studio monitor outputs while maintaining a purely passive signal path. The main audio path uses no amplifier stages including op amps, active IC's or chips. This eliminates coloration, noise and distortion, enabling you to hear your mixes more clearly and minimize ear fatigue. In addition, the Central

Station features a complete studio communication solution with built-in condenser talkback microphone, MUTE, DIM, two separate headphone outputs plus a cue output to enhance the creative process. A fast-acting 30 segment LED is also supplied for flawless visual metering of levels both in dBu and dBfs mode. Communicate with the artist via talkback. Send a headphone mix to the artist while listening to the main mix in the control room and more. The Central Station brings all of your inputs and outputs together to work in harmony to enhance the creative music production process.



## Lexicon effects processing

With the **Lexicon MX500** you can have, in a purely digital form, the rich Lexicon sound that has defined studio reverb for three decades, with the convenience of an automated plug-in right inside your Digital Performer studio environment. The new MX500 takes Lexicon's "Hardware Plug-in" feature to the next level by actually streaming dual stereo audio via FireWire. Like the MX200, MX300, and MX400, all parameters of every reverb, delay and dynamic effect can be controlled from a plug-in window in Digital Performer. The MX500 houses 17 classic Lexicon

reverbs, delays, and modulation effects plus dbx compression and de-essing. Front-panel control is easy, too, with a generous LCD display and big comfy knobs you can get your hands around. A wealth of routing options from quad mono to dual stereo are possible. You get 99 Factory programs and 99 user programs for Stereo mode, another 99 Factory and user programs for Dual-Stereo mode, and 25 Factory/25 user surround programs. Also included is Lexicon's intuitive MX-Edit™ Editor/Librarian software, for convenient yet advanced programming.



## Professional pad controller

The **Akai Professional MPD24** is the velocity sensitive pad controller for musicians and DJs working with sampled sounds. The MPD24 features 16 MPC-style velocity and pressure sensitive pads plus transport controls for interfacing with Digital Performer and your virtual instruments. You get Akai's exclusive feel: either MPC 16 Levels or Full Level features for ultimate pad control. Now add four selectable pad banks totaling 64 pads, six assignable faders and eight assignable and 360 degree knobs for transmitting MIDI Control Change data. Included editor/librarian software gives you complete, intuitive programming and control for DP5 all of your other software titles. The MPD24 provides unprecedented creative freedom for manipulating sampled material.

The MOTU experts at Sweetwater can build the perfect powerhouse DP5 8-core rig for you. We'll help you select the right components, and we can even install, configure and test the entire system for you. Why shop anywhere else?





## New Mackie monitoring

The high-resolution **Mackie HR824mk2** active studio reference monitor sounds as smooth as it looks. The new Zero Edge Baffle™ minimizes diffraction for a crystal clear image of your Digital Performer mix, and controls sound waves for wide, even dispersion. The rear-firing, mass-loaded passive radiator ensures tight, detailed bass extension, down to 35Hz. And thanks to remarkably linear frequency response, you always get accurate mix translation. Acoustic Space. LF roll-off and HF controls let you tailor the sound to suit your MOTU studio space—and your taste. With all this and more, the HR824mk2 turns your Digital Performer desktop studio's sweet spot into a full-on sweet zone.

## New hands-on control for DP5

The new **Mackie Control Universal Pro** control surface gives you ultimate hands-on control of your Digital Performer desktop studio. Nine motorized, touch-sensitive Penny + Giles faders, eight V-Pots and more than 50 master buttons let you tweak parameters to your heart's content. Unlike generic MIDI controllers, the MCU Pro employs a sophisticated communication protocol that delivers ultra-precise control, makes setup easy - no mapping required - and enables you to see your mix in action with real-time visual feedback via the huge backlit LCD and eight LED rings. Apply the custom overlay for Digital Performer for dedicated labeling of DP-specific functions. The MCU Pro is the ultimate way to mix in DP5!

## Multi-pattern condenser mic

The flagship of the KSM line — and the new must-have mic for any large multitrack studio, the **Sure KSM 44** multi-pattern condenser microphone has an extended frequency response specially tailored for critical studio vocal tracking. Its ultra-thin, externally biased, large dual diaphragms provide precise articulation; extremely low self-noise (7 dBA) ensures that the KSM44 captures only the sound of the performance. Inside, the three polar patterns — Cardioid, Omnidirectional, and Bidirectional — offer greater flexibility and uniformity in a wide variety of critical recording applications. Class A, transformerless preamplifier circuitry provides extremely fast transient response and no crossover distortion for improved linearity across the full frequency range.



www.sweetwater.com (800) 222-4700



Authorized Reseller

# Sweetwater

Music Instruments & Pro Audio

# Apple Logic Pro 7

## Automation Shortcuts, Plug-In Tricks to Speed up Production

With legions of dedicated professional and prosumer users, Apple's Logic Pro 7 is arguably one of the most popular DAWs on the market. Many users have followed the program from its humble beginnings as a sequencer to its current incarnation as an audio/MIDI powerhouse, while recent converts have been brought into the fold based solely on the strength of the bundled soft synths and effects. With Version 7, Logic sheds its dated Emagic-era GUI and took on more of the look and feel of the larger Apple Pro Applications line. Here is a collection of tips and tricks that are intended to benefit the seasoned pro and those users who may be migrating over from another DAW.

### D.I.Y. DRUM REPLACEMENT

Even though Logic doesn't ship with its own sample-replacement plug-in, that doesn't mean you have to spend extra just to replace a less-than-ideal drum sound. To replace a drum sound with Logic, drop a gate onto the offending drum track. Dial the gate in until there is absolutely no bleed from the other mics. It won't sound like much at this point, but all you're looking to do is isolate the transients of the drum that you intend to replace. From here, engage the Audio-to-Score function, which will create a MIDI file based on the drum track. From here, simply call up your drum machine of choice on the newly created MIDI track and blend to taste.

### AUTOMATING BUSES, MASTER FADER

Adding automation to the buses, outputs and associated plug-ins is a very easy procedure. Create a new track in the Arrange window and assign it to either a bus or the master fader. You'll then be able to automate the faders themselves, as well as any plug-ins in exactly the same manner as audio and instrument tracks. Not fast enough? An even quicker way to automate a bus or master fader is simply to turn the Automation mode to Touch on your desired track and make some quick moves, and the program will automatically add a new track to the new Arrange window.

### FORCING PLUG-IN VALIDATION

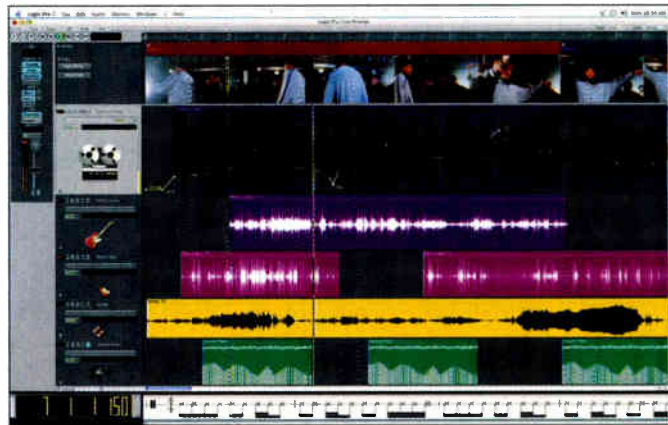
The Logic Audio Units Manager is designed to prevent system crashes and nudge users into keeping their third-party products current. When a plug-in fails the initial validation process, for whatever reason, all is not lost. To get around this, open up the Audio Units Manager (Logic Pro > Preferences > Start Logic AU Manager), find the plug-in and simply force the system to recognize it.

Most of the time, a plug-in fails for very minor reasons, and you can easily keep a session moving by forcing the program to use it. However, in the instance that you authorize a plug-in that's causing more harm than good, you can easily reverse the process by returning to the Audio Units Manager and reversing the process.

### ALL LINED UP

With the last major Mac OS release (10.4), Logic users were finally able to enjoy full plug-in delay compensation, but it wasn't a perfect fix. If you intend to run latency-inducing plug-ins on buses, sends and outputs, it's best to wait until a project's mixing stage, because with the current implementation, if you attempt to record or overdub a track—especially audio instruments—with latency-compensation engaged for all tracks, then the track you're trying to record will be out of time with the rest of the session.

If you have to track additional material once you've started adding a latency-inducing plug-in to the buses, the best workaround is to simply bypass each latency-inducing plug-in. If you're using any of these plug-ins on an output, the most workable option is to save those channel strips as presets, clear the inserts, resume recording and recall the settings when you're finished.



Apple's Logic Pro 7 offers breakpoint editing of all automated parameters.

### QUICK, DIRTY QUANTIZE

A seldom-noticed audio effect that came with the 7.1 update is the Enhance Timing effect. Though not the most elegant or robust time-correction method on the planet, Enhance Timing is a great way to remove minor flams and other less-than-egregious timing errors quickly.

The only real trick to using the effect is knowing where and how to use it. Enhance timing can only be inserted as the first audio effect on a track, and it's not available if you try to audition it in a different slot. You can dial in a desired grid resolution and percentage (i.e., how much it will force the audio to adhere to selected resolution). If you like to record dry guitar and use an amp modeler, then Enhance Timing can be an effective way to tidy up your guitar or bass performances without having to perform a hard edit.

### REXING HAVOC

Having trouble getting REX files to work in Logic Pro 7.2? The most likely culprit is that you don't have a current version of the REX Shared Library installed on your machine. Luckily, this little item is available as a free download from Propellerhead's Website ([www.propellerheads.se](http://www.propellerheads.se)), and the whole procedure takes about five minutes. ■

*Robert Hanson is a former Mix and Remix editor.*



# m802 8 channel remote control mic preamplifier



Our second generation remote control mic preamplifier combines absolute purist audio performance with a feature set simply unavailable with any other preamplifier design. With the satnd alone remote control, up to eight m802s (64 channels) can be controlled from up to 1000' away, or directly from Digidesign® Pro Tools|HD® systems or any host computer via MIDI. Add the optional reference 24bit/192kHz A/D converter card, and the m802 becomes the complete input solution for even the most demanding recording applications.

The m802 delivers unmatched audio performance, with vast headroom and ultra-wide bandwidth that contribute to a markedly open and musical character. The m802 will effortlessly resolve even the lowest level ambient information, resulting in a sonic picture of astonishing clarity and detail, which serves to capture the essential character of the music being recorded.

The m802 now includes our unique ribbon mic mode, which shifts the preamplifier's entire gain range up while deactivating phantom power, optimizing input impedance and bypassing the decoupling capacitors. Optional I30V DPA® inputs are also available.

Whatever the application, we invite you to discover the remarkable sonic performance and functionality of the m802. We're confident that it will help you make the finest recordings of your career.



optional reference 24bit/192kHz  
A/D converter card »

fully balanced, transformeless design • control from Digidesign® Pro Tools | HD® systems • I30V phantom power option • ribbon mic mode • channel group mode • RCU controls up to 8 units from up to 1000' away • reference quality 24bit/192 kHz A/D converter card option • optional ADAT Lightpipe output with SMUX for 96kHz • s-Lock™ dual stage PLL for extremely low jitter • five year warranty

# GRACE

d e s i g n

Power • Detail • Grace

info@gracedesign.com • www.gracedesign.com • 393-447-7454

World Radio History


# Studio



## UltraLite Features

- 10 inputs / 14 outputs
- Compact: 8.5 x 7 inches
  - Bus-powered
  - 96kHz recording
- On-board CueMix DSP mixing
  - LCD programming
  - 2 mic inputs
- Individual 48V phantom power
  - 60dB pad/trim gain range
  - Stand-alone mixing
  - 6 TRS analog inputs
  - 10 TRS analog outputs
  - Separate main outs
  - Main volume knob
  - Headphone volume knob
- S/PDIF digital I/O @ 96kHz
- Metering for all inputs & outputs
  - Sample-accurate MIDI
  - On-board SMPTE sync
    - Expandable
- 2 FireWire ports for daisy-chaining
- Mix & match with other interfaces
  - Includes AudioDesk® software
- Across-the-board compatibility

# Studio to go



## UltraLite

### Compact bus-powered 10x14 FireWire audio interface

The award-winning 828mkII FireWire audio interface turns your Mac or PC into a top-notch desktop studio. Born from the same innovative design, the award-winning bus-powered UltraLite lets you take your studio to go. And it's the only half-rack audio interface that offers stand-alone operation with programmable mixing

from its unique backlit front panel LCD, plus all the analog, digital and MIDI I/O that you need.



Winner  
2007 Editors' Choice Award  
Best Audio Interface  
— *Electronic Musician*

Winner  
2007 ACE Award  
Best Audio Interface  
— *Future Music*

**MOTU**  
motu.com