


ELECTRONICS & Wireless World

October 1985 85p

68000 computer board



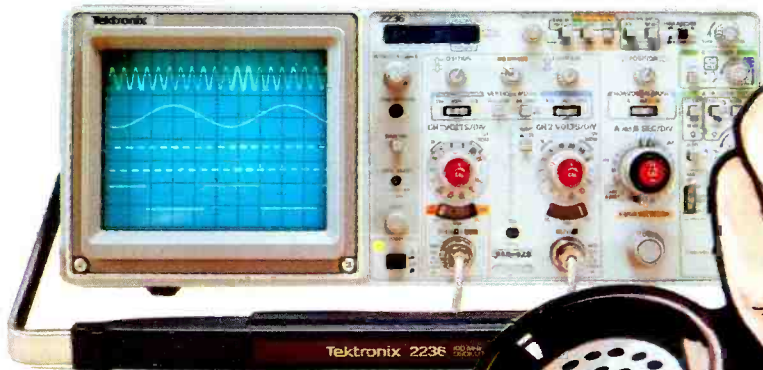
Memory expansion

Switched-mode power supply

Multi-standard digital terminal

Australia	AS	3.30	Spain	Pfs.	370.00
Denmark	DKr.	38.00	Switzerland	SFr.	8.00
Germany	DM	7.00	Singapore	MS	7.00
Holland	DFI.	9.00	U.S.A.	\$	4.00
Italy	L	4200			

Now! Tek quality and expert advice are just a free phone call away...



Our National Order Desk line gets you fast delivery of the industry's leading value/performance portables... and technical advice from experts!

The 60MHz 2213A, 2215A and the 100MHz 2235 and 2236 offer unprecedented reliability and affordability, plus the industry's first 3 year warranty on labour and parts, CRT included.

All 2200 series scopes have the bandwidth for digital circuits and sensitivity for low signal analogue measurement. The sweep speeds for fast logic families, and delayed sweep for fast, accurate timing measurement. The top of the range 2236 combines a counter/timer/DMM with the scope to provide fast, easy measurements for voltage, resistance and temperature.

These UK manufactured 'scopes are obtainable through the National Order Desk. Call us to order or obtain literature, or to talk to our expert on 'scope applications.



...talk to Pete

Dial 100 and ask for
Freefone Tek-scope

Tektronix UK Ltd
Fourth Avenue, Globe Park,
Marlow, Bucks SL7 1YD
Tel: (06284) 6000
Telex: 847277 & 847378

The Company reserves the right to modify designs, specifications and change prices without notice.

Tektronix
COMMITTED TO EXCELLENCE

CIRCLE 1 FOR FURTHER INFORMATION

ELECTRONICS & Wireless world

over 70 years in independent electronics publishing

CONTENTS

October 1985

Volume 91 number 1596

FEATURES

Multistandard digital terminal unit 21 by J. Walker Implementing a digital filter with a microprocessor leads to simple hardware for this programmable modem.	Case study in interface design 58 by A. Ray How the Syscon 6 interface was developed for using Commodore peripherals with a BBC computer.
The tale of the long-tail pair — part 2 27 by F.J. Lidgey Further applications ranging from analogue log/exp circuits, multipliers and dividers, to fast logic gates.	Switched-mode power supply 61 by K.L. Smith Last part of the instructional series on power supplies is a practical design for a 13A, 14V switcher.
Half-megabyte memory for SC84 35 by J.H. Adams 'Silicon disc' with 256k or 512k of dynamic memory uses novel refresh technique.	Call cost calculator 69 by S.A. Cameron How the software works and how to reprogram the instrument.
The future — what it could hold 45 by R.E. Young Where Britain's hidden strengths exist, where they are being suppressed, and how they could be brought to the surface.	Digital polyphonic keyboard — 2 73 by D.G. Greaves Digipoly's t.t.l. processor circuit and microcode program.
68000 evaluation kit 51 by R.F. Coates The £100 Kaycomp is Bob Coates 68000 board for engineers, students, and enthusiasts.	Electronic mailbox 77 by M. Allard Construction tips and line interface circuits complete this description of an electronic message system.

REGULARS

News commentary 4 Swings and swings Molecular beam epitaxy Spark hazards Eftpos comes to High Street News in brief	Feedback 18 Electromagnetic paradox Energy transfer Optical communication Valve preamplifier Relatively interesting
Communications commentary 9 British research Interference agro Amateur radio	Circuit ideas 40 Humidity control Add-on current dumping RS232 to Centronics Frequency meter Preventing reverse charging Five-decade op-amp oscillator NSC800 runs Z80 software
Report 14 Television at Montreux; Satellite broadcasting, high definition and the future of terrestrial tv	New products 81 934MHz c.b. transceiver Multitasking 6809 with STE bus Automatic i.c. tester Control expansion for BBC Micro



Phil Brooker's cover shows Bob Coates' 68000 board which links to hundreds of peripheral cards in the outside world through its G64 interface.

Editor
PHILIP DARRINGTON

Deputy Editor
GEOFFREY SHORTER, B.Sc.
01-661 8639

Technical Editor
MARTIN ECCLES
01-661 8638

Projects Editor
RICHARD LAMBLEY
01-661 3039 OR 8637

News Editor
DAVID SCOBIE
01-661 8632

Drawing Office
ROGER GOODMAN
01-661 8690

BETTY PALMER

Advertisement Manager
BOB NIBBS, A.C.I.I.
01-661 3130

MICHAEL DOWNING
01-661 8640

ASHLEY WALLIS
01-661 8641

Northern and Midland Sales
BASIL MCGOWAN
021-356 4838

Group Classified Manager
BRIAN DURRANT
01-661 3033

Assistant Classified Manager
MIKE RATCLIFFE
01-661 8161

Classified Supervisor
IAN FAUX
01-661 3033

Production
BRIAN BANNISTER
(Make-up and copy)
01-661 8648

Current issue price 85p, back issues (if available) £1.06, at Retail and Trade Counter, Units 1 & 2, Bankside Industrial Centre, Hopton Street, London SE1. Available on microfilm; please contact editor.

By post, current issue £1.30, back issues (if available) £1.40, order and payments to EEP Sundry Sales Dept., Quadrant House, The Quadrant, Sutton, Surrey SM2 5AS. Tel.: 01-661 3378.

Editorial & Advertising offices:
Quadrant House, The Quadrant, Sutton, Surrey SM2 5AD.

Telephones: Editorial 01-661 3614. Advertising 01-661 3130.

Telex: 892084 BISPRS G (EEP)
Facsimile: 01-661 2071 (Groups II & III)
Beeline (300 baud): 01-661 8978
(Type EWW to start, NNNN to end).
Subscription rates: 1 year £15 UK and £19 outside UK.

Student rates: 1 year £10 UK and £12.70 outside UK.

Distribution: Quadrant House, The Quadrant, Sutton, Surrey SM2 5AS. Telephone 01-661 3248.

Subscriptions: Oakfield House, Perrymount Road, Haywards Heath, Sussex RH16 3DH. telephone: 04444 59188. Please notify a change of address. USA: \$49.40 surface mail, \$102.60 airmail. Business Press International (USA). Subscriptions Office, 205 E. 42nd Street, NY 10017.

USA mailing agents: Expeditors of the Printed World Ltd, 527 Madison Avenue, Suite 1217, New York, NY 10022, 2nd class postage paid at New York.
© Business Press International Ltd 1985.
ISBN 0043 6062.

Trio, quality PMR equipment.



TK801S

Now from TRIO, the eagerly awaited range of high quality, purpose designed, VHF and UHF mobile radio transceivers.

Built with uncompromising quality in mind, these fully synthesised transceivers use a completely diecast backbone chassis for reliability and ease of use. Up to 32 channels are held in PROM and frequency changes or additions can be carried out without delay to the customer.

The transceivers will handle all current frequency allocations including UHF community repeater channels and, plug in CTCSS modules allow 5 minute installation time with no wiring necessary.

CTCSS encoder/decoder units are available with 37 tone DIP switch programming, or PROM programming when you wish to allocate different tones on different channels. If you deal in radiotelephones, the TRIO range is designed for you. Remove your installation and service headaches by contacting the sole distributor right now for further details. You will not be disappointed.

AOR, monitoring & surveillance.



AR2002

The NEW AR2002 from AOR combines the well known performance of the AR2001 with improved operating features. Improvements are an easier to use press button key board, the addition of a signal strength meter, up/down frequency stepping by knob as well as push button, a headphones jack on the front panel and a socket for remote control on the rear panel. An additional frequency range from 800 to 1300 MHz has also been included.

- General off air monitoring
- Spot frequency monitoring/measurement
- Selective multi frequency analysis
- Spectrum surveillance
- Detection of unwanted transmissions
- (Bug hunting) ... and much more!

Frequency coverage is continuous from 25 to 550 MHz and from 800 to 1300 MHz, in selectable increments of 5, 12.5, or 25 KHz, and modes of AM, FM (wide), or FM (narrow). Any mode can be used at any frequency or channel spacing. A further facility is the ability to search between two user programmed limits with high to low or low to high searching. Twenty memory channels are provided, with easy keyboard entry and recall. Each memory channel stores frequency and mode information without any restrictions. The memories can be recalled manually, or may be automatically scanned in sequence for unattended monitoring.

AR2002, monitor receiver, £326.09 plus vat.

LOWE ELECTRONICS LIMITED

Chesterfield Road, Matlock, Derbyshire DE4 5LE
Telephone: 0629 2817, 2430, 4057, 4995 Telex: 377482

CIRCLE 49 FOR FURTHER DETAILS.

NEW DISCO ELECTRONIC CENTRE

FAMOUS LOUDSPEAKERS-SPECIAL PRICES

SIZE	POWER	OHMS	IMP	MAKER	APPLICATION	PRICE	POST
10x	60	8		Fal East	H. F. Twin Cone Full Range	£11	£2
8	50	8		Fal East	H. F. Twin Cone Full Range	£11	£2
8	75	7 or 8		Audax	Woolfer	£7.50	£1
8	30	8		Audax	Resonance Cone Woolfer	£7.50	£1
8	30	8		Goodmans	H. F. Twin Cone Full Range	£5.95	£1
8	20	8		Goodmans	H. F. Twin Cone Full Range	£7.50	£1
8	75	4		Wharfedale	Full Surround Woolfer	£9	£1
8	30	8		Audax	H. F. Woolfer	£7.50	£1
8	50	8		Wharfedale	Resonance Cone Woolfer	£15	£2
8	10	8		Audax	H. F. Woolfer Resonance Cone	£15.50	£2
8	50	8		Audax	H. F. Woolfer Resonance Cone	£19.50	£2
8	60	8		Goodmans	H. F. Twin Cone Full Range	£14	£2
10x	30	4 or 8		Fal East	Basic Woolfer	£14	£2
10x	50	8		SEAC	Basic Woolfer H. F.	£15.50	£1
10x	20	8 or 16		Celestion	Disc PA	£15	£1
10x	50	8 or 16		Baker	Disc Guitar PA	£18	£1
10x	50	8 or 16		Clavinon	Disc PA	£21	£1
10x	60	8		Fal East	Twin Cone Full Range	£19.50	£1
10x	300	8		WLM	Woolfer	£36	£2
12x	30	4 or 8 or 16		Baker	Twin Cone Full Range	£18	£2
12x	45	4 or 8 or 16		Baker	Disc Guitar PA	£16	£1
12x	60	8		Baker	Basic Woolfer	£25	£2
12x	75	4 or 8 or 16		Baker	Disc Guitar PA	£22	£2
12x	100	8		Woolfer	Woolfer	£30	£2
12x	120	8 or 16		Goodmans	Disc Guitar PA	£34	£2
12x	100	8		H. F. H.	H. F. H.	£36	£2
12x	100	8 or 16		Baker	Disc Guitar PA	£28	£2
12x	150	8		Celestion	Disc Bass Guitar	£65	£3
12x	200	8		H. F. H.	H. F. H.	£69	£3
12x	100	4 or 16		Baker	Disc Guitar-16	£39	£3
15x	100	4 or 8 or 16		H. F. H.	H. F. H.	£45.50	£3
15x	200	8		Goodmans	Disc - Group	£14	£1
18x	200	8		Goodmans	Disc - Group	£17	£1
18x	250	8 or 16		Celestion	Disc - Group	£110	£4

150 WATT DISCO twin deck system £360 carr £30
120 WATT DISCO 4 twin speakers £300 carr £30
Console only £145, 120 watt, £199, carr £10

PA CABINET SPEAKERS 4 x 8 or 16 ohm 75 watt 24x17x11in. £56
30 watt 30x17x11in. £75, 150 watt £84, 200 watt £100, 400 watt
£150, 300 watt MID N. TOP £125, carr £10 each

RCS SOUND LIGHT Ready Built Deluxe 4 Channel 4,000 watt with
chirser - speed - programme controls £69, Post £2 New Model
MKII with special 16 programmes 4 channel 4,000 watt £89, Post £2

DELUXE STEREO DISCO MIXER/EQUALISER: E.D.V.U. displays 5
band graphic equaliser, left/right fader, switchable inputs for phono/
line, mix-line, Recording Output £129, DELUXE £145, Post £2

PROJECT CASES Black vinyl top and sides
6x4x1, £2.60 8x5x2in £4.11 8x5x5 £9 9x5x2in £4.80 11x6x3
£5.50 13x8x4, £11.

BAKER PA systems amplifier, mike + two speakers
MkI Mobile 60w, 240v AC + battery 12v £179, carr £20
MkII 150w, 240v AC, complete £249, carr £20
MkIII 100w, Transistor Mixer Amplifier with separate Treble
Bass Presence & Volume Controls for each of its four channels. Plus
Master Volume Control 240v. Two PA Speaker Cabinets each with
Two 12in. Baker Units. Micro phone and lead. £269, carr £30

H+H 1000w mono, 500w, stereo, quality amplifiers S5000
reconditioned, guaranteed £275, a p. £5

RADIO COMPONENT SPECIALISTS

337 WHITEHORSE ROAD
CROYDON, SURREY, U.K.
ACCESS TEL 01-684 1665 VISA

Same Day Despatch. Closed Wed. Lists 34p minimum p.p. 65p

CIRCLE 39 FOR FURTHER DETAILS.

GOOD NEWS

FOR S100 USERS
FULCRUM
(EUROPE) LTD

Distribute & technically support over 160 different S100 products.
Select from manufacturers like:

- MACROTECH INT. • ADVANCED DIGITAL CORP. • ACKERMAN DIGITAL SYSTEMS • INNER ACCESS CORP. • LOMAS DATA PRODUCTS • COMPUPRO • CALIFORNIA COMPUTER SYSTEMS • DUAL SYSTEMS • TELETEK • INTERCONTINENTAL MICRO - SYSTEMS • SEMIDISK SYSTEMS INC. • HIGH TECH. ELEC. LTD • I/O TECH. INC. • SD SYSTEMS • SOLID STATE MUSIC • KONAN CORPORATION • JADE COMPUTER PRODUCTS • MULLEN COMPUTER PRODUCTS INC. • DATA SYSTEMS CONSULTANTS • ILLUM. TECH. INC. • ZENITH DATA SYSTEMS • BICC-VERO
- CALL US ON (0621) 828763

VALLEY HOUSE, PURLEIGH, ESSEX CM3 6QH ENGLAND
TELEX 946240 C WEASY G - Easylink I.D. 19010455

CIRCLE 38 FOR FURTHER DETAILS.

REPRINTS
a ready made sales aid



If you are interested in a particular article or advertisement in this publication why not take advantage of our reprint service. We offer an excellent, reasonably priced service. For further details and a quotation

Ring Michael Rogers on 01-661 3457

COUNTERS & OSCILLATORS

LEVELL COUNTERS MET100/600/1000 £99/126/175
8 digit 0.5" LED display. 5Hz to 100/600/1000MHz. Resolves 0.1Hz. Sensitivity 5mV up to 10MHz. Low pass filter. Mains/rechargeable battery powered.

LEVELL FUNCTION GENERATORS TG302/3 £156/236
0.02Hz-2MHz in 7 ranges. Sine, square, triangle, pulse and ramp 20mV to 20Vpp from 50Ω. DC offset 0±10V. TTL output. TG303 also has a CMOS output and 6 digit 10MHz counter with INT/EXT switch.

LEVELL RC OSCILLATORS TG152D/DM £95/120
3Hz-300kHz. 5 ranges, acc 2%+0.1Hz up to 100kHz, 3% at 300kHz. Sine or square <200μV to 2.5Vrms. Distn. <0.2% 50Hz-50kHz. DM has an output meter.

LEVELL RC OSCILLATORS TG200D/DMP £130/165
1Hz-1MHz. 12 ranges, acc 1.5%+0.01Hz to 100kHz, 2% at 1MHz. Sine or square outputs <200μV-7Vrms. Distortion <0.05% 50Hz-15kHz. Sync output >1V. DMP has output meter and fine frequency control.

LEVELL DECADE OSCILLATOR TG66A £330
0.2Hz-1.22MHz. 5 ranges. 4 digits, acc 0.3% 6Hz-100kHz. Sine output <30μV-5Vrms. -2dB/+4dB and V scales. Distn.<0.15% 15Hz-150kHz. Mains/battery.

ANALOGUE METERS

LEVELL AC MICROVOLTMETERS TM3A/B £150/170
16 ranges 15μVfs/500Vfs, accuracy 1%+1%fs+1μV. -20dB/+6dB scale. ±3dB 1Hz-3MHz. 150mVfs output. TM3A: 83mm scale. TM3B: 123mm scale and LF filter.

LEVELL BROADBAND VOLTMETERS TM6A/B £235/265
16 LF ranges as TM3A/B + 8 HF ranges 1mVfs/3Vfs, accuracy 4%+1%fs at 30MHz. ±3dB 300kHz-400MHz.

LEVELL DC MICROVOLTMETER TM8 £130
23 linear ranges ±3μV±300V and ±3pA±300nA plus 2 log ranges for nulling. Output ±300mV at fs.

LEVELL DC MULTIMETERS TM9A/BP £199/235
18 voltage ranges 3μV/1kVfs. Current ranges 3pA to 1A (TM9A 1mA). Linear R ranges 3Ω to 1GΩ.

LEVELL MULTITESTER TM11 £175
50μV/500Vfs ac, 50pA/500mAfs ac, 150μV/500Vfs dc, 150pA/500mAfs dc, 0.2Ω to 100GΩ, lin/log null. Diode/LED test. Optional RF, HV and Temperature.

LEVELL TRANSISTOR TESTER TM12 £195
Transistor, diode and zener leakage to 0.5nA at 2V-150V. Breakdown to 100V at 10μA, 100μA, 1mA. Gain at 1μA-100mA. Vsat and Vbe at 1mA-100mA.

LEVELL INSULATION TESTER TM14 £210
Log scale covers 6 decades 10MΩ-10 TΩ at 250V, 500V, 750V, 1kV; 1M-1TΩ at 25V-100V; 100k-100GΩ at 2.5V-10V; 10k-10GΩ at 1V. Current 100pA-100μA.

DIGITAL METERS

LEVELL DIGITAL THERMOMETER DT1K £44
-120°C/+820°C, acc 0.2%±1°C. 3 digit 8.5mm LCD. A standard Type K thermocouple socket is fitted. Bead couple is supplied. Battery life >3000 hrs.



THURLBY DIGITAL CAPACITANCE METER CM200 £89
1pF to 2500μF, acc 0.2%. 4 1/2 digit 9mm LCD. Fast settling. 3 readings per second. Mains/battery.

THURLBY DMMs 1503/1503HA/1504 £169/185/199
4 1/2 digit LCD. Up to 1.2kVdc, 750Vac, 10A, 32MΩ 4MHz. Resoln. 10μV, 10nA, 10mΩ. Mains battery. 1503: dcV 0.05%. 1503HA: 0.03%. 1504: True rms ac.

THURLBY INTELLIGENT MULTIMETER 1905a £349
5 1/2 digit LED. Up to 1.1kVdc, 750Vac, 5A, 21MΩ. Resoln. 1μV, 1nA, 1mΩ. dcV 0.015%. Computing and storage functions. RS232C/IEEE interface options.

LEVELL

for INSTRUMENTS



LOGIC ANALYSERS

THURLBY LOGIC ANALYSERS LA160A/B £395/495
16 data channels. Clock DC-10MHz (20MHz for B). Binary, octal, decimal, or hex. formats. 2K word acquisition memory. Non volatile ref. memory

BENCH POWER SUPPLIES

THURLBY SINGLES PL154/310/320 £159/125/155
LED digital displays with resolution 10mV, 1mA. <0.01% change for 50% load change. Remote sense. 154: 0-15V 0-4A. 310: 0-30V 0-1A. 320: 0-30V 0-2A.

THURLBY DUALS PL310QMD/320QMD £269/339
Two 0-30V 0-1A (2A on 320) with isolated, series tracking, series or parallel modes of operation.

THURLBY TRIPLES PL310K/320K £275/345
310K: 0-30V at 0-1A, 0-30V at 1/2 A & 4V-6V at 3 1/2 A. 320K: 0-30V at 0-2A, 0-30V at 1A & 4V-6V at 7A.

OSCILLOSCOPES

CROTECH SINGLE TRACE 20MHz 3031/36 £195/216
2mV-10V/div. 40ns-0.2s/div. Component tester. 3031 CRT 1kV 5x7cm. 3036: CRT 2kV 8x10cm.

CROTECH DUAL TRACE 20MHz (@2mV) 3132 £312
2mV-10V/cm Ch1±Ch2. X-Y mode. Cal 0.2V 1kHz sq 40ns-0.2s/cm. Auto, normal or TV trig. Component comparator. DC outputs. Z input. CRT 2kV 8x10cm.

CROTECH DUAL TRACE 30MHz (@5mV) 3337/39 £425/570
5mV-50V/cm Ch1±Ch2. Signal delay. X-Y mode. 40ns-1s/cm Auto, normal or single shot trigger. Cal 0.2V 1kHz square. Z input. CRT 10kV 8x10cm. 3339: VDU mode. Component tester. DC outputs.

HAMEG DUAL TRACE 20MHz (@2mV) HM203-5 £270
2mV-20V/cm Ch2±Ch1. X-Y Cal 0.2V/2V 1kHz sq. 20ns-0.2s/cm. Auto, normal or TV trig. Component test. CRT 2kV 8x10cm. Long decay CRT £25 extra.

HAMEG DUAL TRACE 20MHz (@5mV) HM204-2 £365
1mV-50V/cm. Ch2±Ch1 Sig delay. X-Y mode. Y out. 10ns-1.25s/cm Sweep delay 100ns-1s. Cal 0.2V/2V 1kHz/1MHz. Z input. Comp. test. CRT 2kV 8x10cm.

HAMEG DUAL TRACE 60MHz (@5mV) HM605 £515
1mV-50V/cm. Ch2±Ch1. Sig delay. X-Y mode. Y out. 5ns-2.5s/cm Sweep delay 100ns-1s. Cal 0.2V/2V 1kHz 1MHz Z input. Comp. test. CRT 14kV 8x10cm.

HAMEG DIGITAL STORAGE 20MHz HM208 £1300
1mV-50V/cm. Ch2±Ch1. Single shot and X-Y modes. 20ns-0.25s/cm. 20MHz sampling. Two 2K memories. Plotter output 0.1V/cm, 10s/cm. CRT 14kV 8x10cm.

HITACHI BATTERY DUAL 20MHz (@5mV) V209 £680
1mV-12V/div Ch1±Ch2. X-Y mode. Cal 0.5V 1kHz. 50ns-0.5s/cm Auto, normal or TV trig. Internal rechargeable batt. or mains. CRT 1.5kV 5x6.3mm.

HITACHI DUAL 20MHz V212/22/23 £299/395/450
1mV-12V/cm. 20MHz@5mV. Ch1±Ch2. X-Y. Ch1 output. 100ns-0.5s/cm. Auto, normal or TV trigger. Cal 0.5V 1kHz square. Z input. CRT 2kV 8x10cm. V222 V223: DC offset and alternate magnify. V223 : Sweep delay 1μs-100ms.

HITACHI DUAL 40MHz (@5mV) V422/23 £580/650
As V222/V223 but 40MHz, 20ns/cm and 12kV on CRT.

HITACHI QUAD 100MHz (@5mV) V1050F £1095
Ch1 Ch2: 0.5mV-12V/cm. Trigger Ch3/Ch4: 0.2V/cm. Dual time bases 2ns-0.5s/cm and 2ns 50ms/cm. Signal and sweep delay. CRT 20kV 8x10cm.

HITACHI QUAD 100MHz V1070/1100A £1580/2390
Ch1/Ch2: 1mV-12V/cm. CH3/Ch4: 0.1V-0.5V/cm. Dual time bases 2ns-0.5s/cm and 2ns 50ms/cm. Digital display of set values. CRT 18kV 8x10cm. V1100A: Digital display of ACV. DCV, frequency

HITACHI DIGITAL STORAGE 10MHz VC6015 £1480
5mV-12V/cm Ch1±Ch2. Single shot and X-Y modes. 100ns-0.5s/cm 1MHz sampling. Two 1K memories. Plotter output 1V/cm, 5-10s/cm. CRT 2kV 8x10cm.

HITACHI DIGITAL STORAGE 40MHz VC6041 £4400
1mV-12V/cm. Ch1±Ch2. Single shot and X-Y modes. 20ns-0.5s/cm. 40MHz sampling. Two 4K memories. Plotter output 1V/cm, 2-10s/cm. CRT 12kV 8x10cm.

THURLBY 8 CHANNEL MULTIPLEXER OM358 £179
Increases any oscilloscope to 8 channels. Choice of trigger from any channel. Response DC-35MHz.

LEVELL DECADE BOXES

C410	10pF to 111, 110pF, acc 1%±2pF.	£45
R401 (410)	4 decades. 1(10)Ω steps, acc 1%	£45
R601 (610)	6 decades. 1(10)Ω steps, acc 1%	£58
R601S	6 decades. 1Ω steps, acc 0.3%	£69
R701	7 decades. 1Ω steps, acc 1%	£66

FREE DELIVERY IN UK. VAT EXTRA. QUANTITY DISCOUNTS AVAILABLE.

LEVELL ELECTRONICS LTD.

Moxon Street, Barnet, Herts., EN5 5SD, England
Telephone: 01-440 8686 & 01-449 5028

CIRCLE 14 FOR FURTHER DETAILS.

Swings and swings

It's ironic that the electronics industry, which has contributed so much to advanced control technology — giving us such things as automatic blind landing of aircraft and multi-variable process control using microprocessor—can do so little to control its own business. Companies in this field have recently experienced the whole gamut of instability, from uncomfortable fluctuation in profitability to complete bankruptcy. And the semiconductor manufacturing sector is notoriously vulnerable to fluctuations in trading.

Yet the basic parameters of business stability are few, traditional and well understood. If you can optimize profit, operating costs and cash flow, you are a business-man, my son. Unfortunately, the big unpredictable parameter, the highly independent variable in the control system equation, is the external one of market demand. Here, electronics is perhaps more vulnerable than many industries. Relying as it does on 'high' or 'leading-edge' technology, it is converting

knowledge about Nature, some of it very new, into industrial and domestic products at an extremely fast rate. And because the gently dozing public is inevitably unaware of the new possibilities offered by these products it has to be woken up by advertising and promotion.

There is nothing wrong with advertising as a means of letting people know what is available on the market. But when it over-persuades a public which necessarily has no criteria to judge the usefulness or otherwise of entirely new kinds of products, it is doing a bad service to everyone. The hyperbole even goes to the heads of the manufacturers themselves. But *hubris* is followed by *nemesis*. We saw it with the over-selling of main-frame computers in the 1960s, the over-selling of pocket calculators in the late 1970s and we see it in the over-production of home computers now. At the worst the public feels it has been conned. At the best it signals by passive resistance that the rate at which it can consume and digest the new

kinds of products is strictly limited.

If all this only resulted in a few financiers, shareholders and company directors getting their fingers burnt it wouldn't matter very much. But the worst effect is social. The flight of capital, whether in reduction of manufacturing capacity or complete shut-down of a plant, brings social havoc in its wake. According to an American study, the resulting unemployment brings "... psychosomatic illness, anxiety, worry, tension, impaired interpersonal relationships and an increased sense of powerlessness... As self-esteem decreases problems of alcoholism, child and spouse abuse, and aggression increase." Europeans know this too.

Capital mobility is regarded as a technical necessity for a free-market economy. The alternative is often stated to be the rigid bureaucracy and lack of enterprise of a centrally-planned economy, as in certain communist countries. But this is not so.

All electronics engineers know that the answer to instability in a closed-loop control system is damping. It slows down the response of an over-reactive chain of cause and effect. Precise control is achieved by a careful combination of proportional, integral and differential (PID) terms in the control system equation. If one could apply this analogy to an economic system it would mean making adjustments to achieve equilibrium rather than growth. We already have enough evidence before our eyes to show that the drive for perpetual economic growth is potentially disastrous, socially and ecologically. It cannot be sustained and is as unrealistic as perpetual motion. It will either result in some kind of breakdown in civilisation or, perhaps more likely, in an unrelievedly painful self-limiting condition.

An economic system is not a 'natural' order or God-given. It is man-made, like a servomechanism. It is therefore capable of being stabilized.


Molecular beam epitaxy

Gallium arsenide semiconductor materials are produced, like silicon, by the growth of cylindrical crystals sliced into thin wafers. Unlike silicon, though, GaAs devices are not made directly from these wafers; they are used as a substrate for the growth of very thin layers of gallium arsenide or related alloys. The orientation of the layers is determined by that of the substrate, a phenomenon known as epitaxy.

Molecular beam epitaxy, just emerging from the research stage, may be used to grow layers with the depth of one atom. Molecular beams of the constituent elements, produced from effusion cells, impinge on the surface of the heated substrate to produce the required epitaxial layer.

The growth rate and composition of the layer can be controlled by the intensity of the beam, which is dependant

on the temperature of the cells. The beams can be turned on and off by the use of shutters and the whole system can be automated with computer control of the cell temperatures and the shutter operation. Abrupt changes in the composition of a layer are



An ultra-high vacuum chamber is needed in this machine for gallium arsenide molecular beam epitaxy. Philips Research Labs, Redhill.

possible and multilayer devices can be made. Thickness and composition of the layer can be closely monitored by observing the diffraction patterns produced by a high-energy electron beam directed at a grazing angle across the surface of the layer.

One of the first practical products to be produced this way has been the short-

wavelength semiconductor laser used in optical recording and playback systems. Philips Research Laboratories at Redhill have produced lasers that can operate at wavelengths as short as 707nm, using inter-band layers as thin as 13nm. The chief advantage is that these lasers give visible light whereas normal GaAs lasers operate in the infra-red. The advantage of GaAs over silicon is the higher mobility of electrons, enabling the production of much faster devices. This has been increased even further, using molecular beam techniques, by the growth of a layer of AlGaAs onto the surface of a high-purity crystal of GaAs. At the intersection of the materials, a two-dimensional cloud of electrons is found in the gallium arsenide. This has even greater mobility than in normally doped GaAs, and could lead to the production of transistor structures able to operate at extremely high frequencies, up to 100GHz.



Canon's new T80 autofocus camera brings the 'point and shoot' photography of compact cameras to single-lens reflex (SLR) cameras, with the benefit of being able to use interchangeable lenses. Its liquid crystal 'picture selector system' allows press-button selection if an appropriate program for exposure, sharpness detection and autofocus. The camera has over 28,000 active elements in its i.c. complement, including a c-mos 8 bit microcomputer, and costs £395.

Eftpos comes to the High Street

Credit or charge-card sales can now be processed on-line in just a couple of seconds using Britain's first Eftpos system. Eftpos stands for 'electronic funds transfer at the point of sale', and a system is now available from Cresta Communications and British Telecom, initially in the London area.

The shopkeeper keys in brief details of each transaction on a small data terminal and wipes the customer's card through a built-in magnetic reader. The information is immediately transferred to a British Telecom computer which checks it against data supplied by the card companies and authorizes the purchase (or not) on the spot. A receipt is automatically

printed out by the terminal.

Cresta's Teletran terminal makes use of voice-over-data techniques to exchange signals over the merchant's existing telephone line. Ordinary use of the line is unrestricted, but it remains available continuously for direct communication with the central computer and so avoids the need for time-consuming dialling. The data does not reach the local telephone exchange and is therefore presumably hacker-proof: a high degree of security is essential where money is concerned.

Cost to the retailer is £72 per month to rent the terminal, plus 2p per transaction. Cresta, who have licensed the system to BT, see a potential market of a quarter of a million terminals; a figure which they expect to increase with the growing use of plastic money. By next year the service is due to be available nationally.

In brief...

Freefone numbers have only been available by asking exchange operators for the number. Now, direct dialling is introduced by the use of dialling codes 0800 and 0345. The difference between the two is that 0800 numbers are free to the caller; 0345 numbers charge the cost of a local call from anywhere in the UK. BT, who seem to have an inexhaustible supply of catchy names have called this service LinkLine. It is most likely to be used by those service companies who gain much of their business from incoming calls, such as catalogue companies, travel agents, vehicle hirers, hotels, repair and maintenance companies and parts suppliers.

includes provision for a "reasonable public telephone service", and if necessary he could issue an order to enforce BT to meet its obligations.

The Director-General of Telecommunications has also been called in to arbitrate on the proposed switch from System X (GEC and Plessey) to System Y (Thorn Ericsson) digital telephone exchanges. Taking into account the possible loss of jobs at GEC and Plessey, and the possible gain in employment at Thorn Ericsson in Scunthorpe (where about 70% of the System Y exchanges will be made); and looking at the possible harm to the export prospects of System X, Carsberg has come to the conclusion that any further shifts of orders from X to Y should be gradual, over a period of three years, and give system X manufacturers the chance to meet reasonable cost and delivery requirements in the meantime.

The Monopolies and Mergers Commission has been asked by the Office of Fair Trading to investigate the possibility of a monopoly in the supply in the UK of marine radio navigation receivers compatible with he

Decca Navigator system. Anyone with an interest in the investigation is invited to give their views or information to the Commission, at 48 Carey Street, London WC2.

Although the technical papers are an important part of Montreux, (our report starts on page 14) the exhibition floor is where visitors spend most of their time.

The emphasis in the exhibition was firmly on the production and programme side of television. Of the over 200 exhibitors only about a dozen or so were showing broadcast transmitters.

Digital techniques are playing an ever increasing role in programme production. The French programme company SFP showed a four-minute tv clip which was the world's first demonstration of tv material in which the production and post-production were done entirely by digital means.

Although exhibitors and visitors regularly complain about the cramped facilities at Montreux, the picturesque lakeside location of the TV Symposium and Exhibition will continue to ensure that one of the world's most important tv events remains where it has been for the last 20 years!

Spark hazards

Dr Peter Excell, whose work on hazards associated with radio induced explosions is wellknown, is one of two academic staff members (the other is Dr Alfred Keller) of the University of Bradford who have received a £33,572 grant from SERC to investigate the possibility that explosions on oil rigs and other major chemical installations could be accidentally triggered by radio waves. Although safety standards already exist they tend to be unduly restrictive they assume a number of conditions existing simultaneously, including a spark gap in the presence of a concentrated flammable mixture. They believe that probability factors could safely be taken into account to free radio systems from unnecessary restrictions.

The study will extend to related hazards, such as the likelihood of radio signals from low power transmitters setting off electro-explosive detonators or, interfering with aircraft guidance systems.

THE SOURCE OF ALL GOOD USED TEST EQUIPMENT

SAVE up to 50%

OSCILLOSCOPES

Hewlett Packard

182T	Scope Mainframe	£1850
1332A	Display (As new)	£950
1741A	Storage Scope	£3750
1809A	4 channel p/in for 180	£1250
1821A	Timebase p/in for 180	£750

Tektronix

212	Portable Scope 500KHz	£650
465B/DM44	Scope 100MHz	£2400
475	Scope	£2750
485	Scope 350MHz	£5950
634/1/20	Monitor (As New)	£950
465B	Scope 100MHz	£1650
466	Storage Scope 100MHz	£3500
434	25MHz Storage Scope	from £1950
5223	Scope Mainframe	£3600
5403/D41	Scope Mainframe	£1950

TEKTRONIX 7000 SERIES

7000	Scope Mainframe	£1850
87603	Scope M/F (Mint)	£2650
7623A	Storage Scope M/F	£3750
7633	Storage Scope M/F	£7850
7704A	Scope Mainframe	£3200
7904	Scope M/F 500MHz	£6950
7A11	FET P/In	£1600
7A18	D T Amp	£800
7A19	600MHz Amp	£1600
7A24	D T P/In	£1950
7A26	D T P/In	£1650
7B50A	Timebase	£575
7B53A	Timebase	£585-£985
7B85	Timebase	£925
7B87	Timebase	£1435
7D11	Digital Delay	£1400
7D14	525MHz Digital Counter	£850
7M11	Delay Line	£750
7S11	Sampling Plug In	£1850
7S14	TDR Sampler	£4500
7T11	Sampling Timebase	£4000
S1	Sampling Head	£950
S54	Pulse Generator Head	£600

ANALYSERS

Hewlett Packard

332A	Distortion Analyser	£850
1615A	Logic Analyser	£2500
8559A	Spectrum Analyser Plug-in	£3250

Marconi

TF2300A	Modulation Meter	£795
TF2330A	Wave Analyser	£1095
TF2331	Distortion Factor Meter	£695

Tektronix

308/01	Data Analyser	£2500
308	Data Analyser	£2250
7D01/DF2	Logic Analyser	£1900
TR502	Tracking Generator	£3500
TR503	Tracking Generator	£4250
7D02 opt 01	Logic Analyser	£3200
PM102	Personality Module	£500
PM108	Personality Module	£850

RF SIGNAL GENERATORS

E H Labs

139B	Pulse Generator 50MHz 10V	£750
------	---------------------------	------

Farnell

SSG520	AM/FM Signal Generator	£1500
--------	------------------------	-------

Hewlett Packard

214A	Pulse Generator 100V	£750
612A	UHF Generator 450-1230MHz	£950
8011A	Pulse Generator	£625
8002B	Pulse Generator 100MHz	£1650
8015A	Pulse Generator Dual 50MHz	£1950
8018A	Serial Word Generator	£2000
8601A	Sweep Generator	£1950
8600A	Digital Marker	£950
8616A	Signal Generator 1.8-4.5GHz	£4000

Marconi

TF2002AS	AM/FM Signal Generator	£950
TF2002B	AM/FM Signal Generator	£950
TF2016A +	AM/FM Signal Generator +	
TF2173	Synchroniser 120MHz	£1350

AF SOURCES

Hewlett Packard

4204A	Decade Osc (New)	£595
-------	------------------	------

Marconi

TF2000	Signal Source 20Hz-20KHz	£450
--------	--------------------------	------

Wavetek

185	Sweep Generator	£650
184	Sweep/Function Generator 5MHz	£750
166	Pulse/Function Generator 50MHz	£1950

TEKTRONIX GP T & M EQUIPMENT

AM501	Op Amp	£300
DC508A	Counter 1.3GHz	£995
DC509	Counter/Timer 135MHz	£995
DD501	Digital Delay	£500
DM 501/02	DMM	£200
FG501	1MHz Function Generator	£325
FG502	11MHz Function Generator	£565
FG503	3MHz Function Generator	£395
FG504	40MHz Function Generator	£1650
MR501	X-Y Display	£200
PG501	Pulse Generator	£330
PG502	Pulse Generator	£1650
PG505	Pulse Generator	£450
PG506	Calibration Generator	£1950
PG508	Pulse Generator	£1250
RG501	Ramp Generator	£250
SC501	Scope	£500
SC502	Scope	£900
SC504	Scope	£995
SG502	Signal Generator	£525
SG504	Signal Generator 245-1050MHz	£2100
TG101	Time Mark Generator	£1750
TM501	Mainframe	£275
TM504	Mainframe	£375
TM515	Mainframe	£400

COUNTERS & TIMERS

Fluke

7220A	Communications Counter 1.3GHz (Quantities available)	£595
1900A	Counter 80MHz	£150

Hewlett Packard

5341A	Microwave Counter 10Hz-4.5GHz	£1500
5300B +		
5305B	Counter 1.3GHz	£650

Marconi

2431A	200MHz Counter	£295
2437A	100MHz Counter/Timer	£395
243B	520MHz Counter/Timer	£650

Racal

9514	100MHz IEEE Counter/Timer	£750
------	---------------------------	------

BRIDGES

Hewlett Packard

4271B	Digital LCR Meter	£3950
4342A	'Q' Meter	£2100

Marconi

TF1245A	'Q' Meter	£1200
TF1246	Oscillator	£650
TF1247	Oscillator	£650
TF1313A	LCR Bridge	£775
TF2700	Bridge	£350
TF2702	Inductor Analyser	£1500

GENERAL PURPOSE T & M

Avo

Multimeters model 8's & 9's	£80-£85
-----------------------------	---------

Fluke

515A	Calibrator	£1650
887AB	Diff. Voltmeter	£1500
731B	Std Cal	£750
931B	Diff Voltmeter	£850

Hewlett Packard

3437A	Systems DMM	£1750
3465A	DMM	£350
3468A	DMM	£495
3406A	Sampling Voltmeter	£1500
8405A	Vector Voltmeter	£2000
467A	Amplifier	£725
11692D	Direct Coupler	£1500

Marconi

6460/1	RF Power Meter	£1500
TF2603	RF Millivoltmeter	£650
TF2905/8	TV Pulse Generator	£750

Fluke

TF2356 +		
TF2357A	S.L.M.S	£3600
TF2807A	PCM Tester	£1350
TF2904	Colour Gain Test Set	£495
TF2950/5	Radio Test Set	£1550
TF2809	Data Line Analyser	£950
TF2828	Simulator	£1250
TF2829	Digital Analyser	£1250
TF2915	Data Monitor	£1200

Tektronix

8540/03	Integrating Unit	£8500
576	Curve Tracer	£9000
178	Fixture	£1500
577/D1	Curve Tracer	£2500
177	Fixture (577)	£250
1485R	TV Waveform Monitor	£4250
A8901	Ground Isolation Monitor	£275

HEWLETT PACKARD COMPUTERS

2631B	Printer	£1450
7221B	Plotter	£1200
9825A	Desktop	£2950
9862A	Plotter	£750
9885S	Disk Drive	£950

Electronic Brokers Guarantee

Unless otherwise stated, all test equipment sold by us carries a 12 month warranty. When you buy from Electronic Brokers you know the equipment is in 'top notch' condition. It is refurbished in our own service laboratories and checked to meet the original manufacturer's sales specifications. And it's serviced by our own highly qualified technicians.

All prices exclusive of VAT. Carriage and packing charges extra on all items unless otherwise stated.

A copy of our trading conditions is available on request.



Electronic Brokers

Electronic Brokers Ltd
140-146 Camden Street London NW1 9PB
Telephone 01-267 7070 Telex 298694

CIRCLE 42 FOR FURTHER DETAILS.

imhof EXPRESS



Imhof-Express gives you a 24-hour delivery of the most comprehensive range of small diecast boxes available anywhere.

They are ideal for the hobbyist who wants strong metal boxes with good screening properties.

To order you simply phone your Access or Visa card number and the goods will be despatched within 24 hours.

For details on these and all our many other products, ask for our latest catalogue.

Imhof Express

Riverside Way, Uxbridge
Middlesex UB8 2YX

☎ (0895) 72247/8/9 and 72261/2/3/4



0895 72247

CIRCLE 15 FOR FURTHER DETAILS.

● SALE ●

Due to redevelopment and moving to other premises we shall be selling certain electronic equipment. This sale is for callers only and will include Masts, Scopes, Ariels, Transformers, Meters, Plugs, Sockets, Headsets, Speakers, Signal generators, Test equipment, Pye equipment, Valves, 4CX250B etc. 4CX250B bases, Waveguide, Racal receivers, Rechargeable batteries etc.

This SALE will start around the end of September/beginning October. Please Telephone for further details.

A.H.THACKER & SONS LTD

HIGH STREET, CHESLYN HAY, WALSALL, STAFFS.

TELEPHONE: CHESLYN HAY 413300

CIRCLE 37 FOR FURTHER DETAILS.

LOW COST UNIVERSAL PROGRAMMER EPROMS EEPROMS MICROS

- Completely self contained unit.
- No personality modules required.
- Controlled via RS232 serial interface.
- Supports Intel, Motorola and Ascii hex data formats.
- Easily controlled by most computers.
- Fast and standard programming modes.
- Low and high byte programming for 16 bit data.
- Byte, block and chip erase for Eeproms.
- Eproms:
2508/16/32/64
2758
2716/32/32A/64/64A/128/
128A/256/512/513
27C16/32/64/128/256/512
68732/64/66
- Eeproms:
2816A/64A 52B13/23/33 48Z02
- Micros:
8748/48H/49/49H



Price uncased £295 plus VAT.

Micro Concepts


Tel: 0242 510525

2 St. Stevens Road · Cheltenham · Glos · GL51 5AA

CIRCLE 92 FOR FURTHER DETAILS.

ELECTRONICS & WIRELESS WORLD OCTOBER 1985

DON'T GO DOWN WITH YOUR SCOPE! It never was designed to float




The Waugh Instruments Isolation Amplifier enables you to keep your scope earthed and still make measurements up to 1500V from earth, this together with over 100dB rejection at 50Hz means that you can now observe small signals superimposed on 350V sine waves so often encountered in switch mode power supplies, thyristor and triac firing circuits. For details of this and other oscilloscopes accessories contact **Peter Waugh at Waugh Instruments, Camhelyg Isas, Glyn Ceiriog, Llangollen, Clwyd LL20 7PB. (069172) 597.**

CIRCLE 35 FOR FURTHER DETAILS.

FULL COLOUR 40/80 COLUMN VIDEO TERMINAL CARD

- Full colour 40/80 column Teletext video display
- Serial interface RS422-423
- Centronics printer interface
- User definable characters – double height, width
- Hardware scroll capability
- Optional Genlock to external video signal
- Supports – underline, flashing, reverse video
- Enhanced teletext character set
- Stroke set – Pixel graphics
- Full colour – foreground/background and pallet
- Occupies only 32 Bytes of system memory
- 8K Video memory expandable to 16K
- Software drivers written in PL9
- Onboard VIA Input/Output Port



£149
plus VAT

Move over to CMS today

CMS

44a Hobson Street
Cambridge CB1 1NL
(0223) 324141

Cambridge
Microprocessor
Systems Limited

CIRCLE 21 FOR FURTHER DETAILS.

Instant results - No messing

Time was when oscilloscope trace recording was a science in itself.

The new Shackman 7007 with AutoFilm back* removes the mystery and hands you the results.

Perfectly and instantly. No messing.

The Shackman 7007 cameras are quality recording systems with a high resolution four element glass lens. Available with either manual or electric shutter they allow aperture settings from f4.5 to f16. Event triggering is standard on all models and there's a range of film options that will catch even the fastest transients.

There's also a vast range of instrument adapters to match all types of scope.

And because all Shackman 7007 cameras have a factory set image-to-object ratio, there's no fiddling around with focusing.

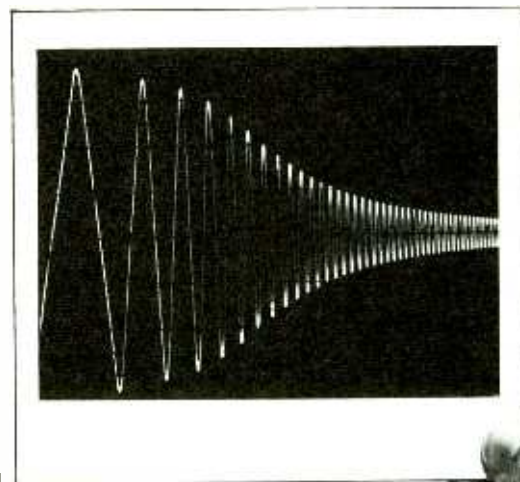
Now all you do to record that trace is swing the 7007 in front of the screen, set the shutter speed and activate the trigger.

Hey presto! The Polaroid AutoFilm back ejects the finished print.

Perfect.

With so many features to read about, you'll need the new colour brochure. Send for your copy now.

* Other film back options include Polaroid CB103 peel apart



Please send me the colour brochure on the Shackman 7007 image recording camera

Name _____ Position _____

Organisation _____

Address _____

Telephone _____



Shackman 7007

Fits all known scopes.

Shackman Instruments Ltd PO Box 23, Waterside Chesham, Bucks HP5 1PH
Telephone (0494) 784451 Telex 837265

CIRCLE 22 FOR FURTHER DETAILS.

British URSI research topics

The 1985 one-day "National Radio Science (URSI) Colloquium" held in London under the auspices of The Royal Society provided an opportunity to catch up with the many university, Rutherford Appleton Laboratory and British Antarctic Survey studies in the subjects covered by nine URSI commissions: electromagnetic metrology; fields and waves; signals and systems; electronic and optical devices and applications; electromagnetic noise and interference; remote sensing and wave propagation; ionospheric radio and propagation; waves in plasmas; and radio astronomy.

The presentations included wide-ranging surveys, plus informal talks by young scientists on particular projects, including a lively presentation by Dr Lorna Robertson of Glasgow University on the so far unseccussful attempt to detect gravitational waves which may, if ever detected, finally prove or disprove Einstein's theories to the chagrin of so many writers of letters to the editor of this journal!

P. Wells (RSRE) described military work on compact, transportable satellite terminals for digital slow-scan tv. Dr P. Cudd (Sheffield University) described efforts to direct microwave energy further into the body to permit the use of hyperthermia techniques for deeper-seated malignant tumours with the aid of phased arrays.

Dr Peter Bradley (RAL) reviewed the many research projects in the field of ionospheric propagation, though it is clear that the \$64,000 question of predicting the time and shape of future sun-spot cycles remains essentially unsolved.

Prof. E.D.R. Shearman and Dr Lucy Watt of Birmingham University reported on the work on h.f. sea-state radar. This has now abandoned the use of pulsed emissions at 1.9MHz in favour of f.m. — c.w. emissions between 6.7 and 40MHz that do not spread over more than about 20kHz of spectrum. Although this project is presented as a tool for

studying oceanography it is difficult to dispel the suspicion that the objective could be to locate submarines from the disturbances they create at the surface.

The idea of these URSI symposia seems excellent, but they do tend to highlight the tendency of British universities and establishments to ignore work carried on elsewhere in the world — the old "not invented here" syndrome. This is markedly different from the intense Japanese interest in what is happening in Europe and the USA. This has now led to American industry seeking more engineers versed in the Japanese language in order better to monitor Japanese science and engineering publications of which only about a fifth are currently translated into English.

Flying tape

The recent IEE 50th anniversary of radar seminar was only one aspect of the increasingly serious interest in the history of electronics technology. The 25th anniversary (May 15, 1985) of the first demonstration at Hughes Research Laboratories, Malibu, California by T.H. Maiman of a working laser did not go unnoticed, although what was once "a solution awaiting a problem" is now increasingly regarded as a solution to military rather than civilian problems.

A detailed paper by Claud Powell in the IERE Journal (June 1985) traces the early history, from its conception in 1937, of the Decca Navigator system based on the work of William O'Brien and Harvey Schwarz. They had great difficulties in getting the system adopted in the USA. This led to its important but largely unrecorded role (as "QM") in the Normandy landings of June 1944, following secret trials between Anglesey and the Isle of Man.

An SMPTE historical paper by William Lafferty "The use of steel tape magnetic recording media in broadcasting" similarly shows that while the Blattnerphone and Marconi-Stille machines, both stemming from the work of Curt Stille, were widely used in Europe throughout the nineteen-thirties and early nineteen-forties,

American broadcasters depended on direct-disc recording.

There are broadcast engineers still working who recall using the Marconi-Stille machines with large spools containing up to 2700 metres of special Swedish steel tape that sped by the heads at 1.5m/sec.

Lafferty points out: "Editing the recorded tapes could be accomplished through the tedious and cumbersome process of cutting the tape with tin shears, then soldering or spot-welding the tapes together. Edited tapes could be dangerous, since if a splice broke during transmission the operator risked being slashed by the flying steel tape as it spun."

The BBC adopted the bulky Blattnerphone machines at the start of the Empire Service in 1932 when "time-shift" became essential. Blattner's company went into liquidation in 1933 after their failure to interest the film industry. The later Marconi-Stille machines were smaller, more reliable and provided better quality.

The BBC also adopted the Philips-Miller film system of sound recording, mechanically cutting away an opaque coating on the film, later using a photo-electric cell for high-quality reproduction. However both steel tape and film recorders were expensive to operate so that use was also made of direct-disc recorders, including the portable machines used by the war reporters. German work on plastics-backed tape, leading to the modern tape recorder, came about to avoid having to import the special Swedish steel.

Interference aggro

The decision of the Department of Trade and Industry to discontinue its free service to viewers who complain of radio and television reception problems, and instead to concentrate its diminished resources of the Radio Investigation Service on "pirate" operation and spectrum abuse, it a logical, though in some ways regrettable, move. It was made essential because of the many members of RIS who were unwilling to accept the relatively poor terms of

employment offered by the DTI when the service was transferred from British Telecom. Even after some fresh recruitment the present staff is only about 240 compared with 340 under BT.

There is little doubt that domestic interference investigation has been difficult to justify in terms of cost-benefit. A high proportion of all complaints have been due to ineffective aerials, receiver faults, or so infrequent that the investigation teams have been unable to observe, let alone trace, the interference. The introduction of c.b. into the UK significantly increased the number of viewer complaints, though in practice such interference, when involving "legal" c.b. operation, reflected the poor immunity of many television sets, and could usually be cured by a simple filter fitted to the receiver. It could be claimed that the existence of the free-services provided by RIS encouraged set-makers to pay little heed to immunity. Retailers have tended to leave it to the specialist skills of the RIS teams or simply to tell customers that interference problems are the fault of the transmitter or appliance. British regulations are also very lax in regard to spectrum pollution by industrial equipment, home computers and the like.

The DTI are, in effect, now copying the FCC approach in the provision of a detailed free booklet providing good explanatory advice to viewers/listeners together with technical guidance for dealers (it is questionable whether these fit well into a single booklet).

The DTI also intend to incorporate BS905, Part 2 of which provides recommended minimum immunity standards for television sets, into legally-binding regulations. This is good news for amateurs, c.b.-ers and anyone operating transmitters in residential areas. Unfortunately, BS905 Part 2 currently stipulates immunity tests to be carried out only on signals between 26-30MHz, though it is to be hoped that a set which shows good immunity to such signals will be reasonably immune to signals on other frequencies (though not necessarily for 144MHz and above). A real


AUTHORISED DISTRIBUTOR

For the Leading Brands of Electronic Test & Measurement Equipment




From Philips, Fluke, Hameg, ICE, Thandar, Thurlby, GP Industrial, Claude Lyons, Coline, Compact Instruments

OSCILLOSCOPES



Philips PM 3206 £286
15MHz, compact portable, dual trace, 5mV sensitivity, auto and TV triggering, variable time base speed, Z modulation.



Hameg HM 203-5 £270
20MHz, dual trace, add and invert, maximum sensitivity 2mV, automatic and normal triggering, X-Y operation, component tester

Thandar SC 110A £175
10MHz, battery powered portable, bright line and economy triggering for battery conservation, TV frame and line triggering. Sensitivity 10mV to 50V.

BENCH & HANDHELD DMMs



Philips PM 2519/01 £299
4 1/2 digit, LCD with analogue bar graph, auto/manual ranging, frequency to 1MHz, true RMS, dB, relative reference.

Philips PM 2518X/11 £199
4 digit, LCD with electroluminescent display, auto/manual ranging, true RMS, dB, relative reference, current to 20A, PM 2518X/01 without illumination £145

Fluke 8010A £243
3 1/2 digit, LCD, 10A current range, seven functions include conductance, diode test, true RMS, DC accuracy 0.1% 8010A Ni-Cd battery version £279

Fluke 8060A £306
4 1/2 digit, LCD, ten functions include conductance, diode test, continuity, dB, frequency, true RMS, DC accuracy 0.04%, relative reference mode

Fluke 8062A £245
4 1/2 digit, LCD, seven functions include diode test and continuity, relative reference, DC accuracy 0.05%, true RMS, self diagnosis test.

Fluke 8024B £220
3 1/2 digit, LCD, eleven functions include peak hold on voltage and current, audible and visual logic level detection, DC accuracy 0.1%

Fluke 8026B £172
3 1/2 digit, LCD, eight functions include conductance, audible continuity, true RMS, DC accuracy 0.1%, all 20 series DMMs have 2 year warranty

Fluke 8020B £173
3 1/2 digit, LCD, eight functions include conductance, diode test, audible continuity, DC accuracy 0.1%, extensive over-load protection.

Fluke 8021B £139
3 1/2 digit, LCD, seven functions include diode test and high speed audible continuity, DC accuracy 0.25%, safety test leads provided.

Fluke 8022B £114
3 1/2 digit, LCD, six functions include diode test, DC accuracy 0.25%, optional accessories available to enhance all DMM measuring capabilities

Fluke JF 77 £110
3 1/2 digit, LCD with analogue bar graph, auto/manual ranging, DC accuracy 0.3%, touch and hold facility, supplied with carrying holster.

Fluke JF 75 £88
3 1/2 digit, LCD with analogue bar graph, auto/manual ranging, DC accuracy 0.5%, seven functions include diode test and audible continuity.

Fluke JF 73 £72
3 1/2 digit, LCD with analogue bar graph, auto ranging, DC accuracy 0.7%, six functions include diode test, all 70 series DMMs have 3 year warranty.

Fluke JF 25 £193
3 1/2 digit, LCD with analogue bar graph, sealed ruggedized construction, auto ranging, DC accuracy 0.1%, touch-hold facility, extensive overload protection



Fluke JF 27 £216
3 1/2 digit, LCD with bar graph, ruggedized construction, auto ranging, DC accuracy 0.1%, touch-hold facility, min-max and relative mode operation.

Thandar TM 351 £115
3 1/2 digit, LCD, 29 ranges of measurement, DC accuracy 0.1%, diode test, battery life typically 4000 hours, complete with batteries and test leads.

Thandar TM 451 £195
4 1/2 digit, LCD display with function legends, auto/manual ranging, DC accuracy 0.03%, sample/hold facility on all ranges, audible continuity

Thandar TM 355 £85
3 1/2 digit, 0.5" bright LED, 29 ranges of measurement, DC accuracy 0.25%, battery or mains operation, diode check, supplied with test leads.

ANALOGUE MULTIMETERS

Philips PM 2505 £165
62 measuring ranges, 10M Ω input impedance, linear resistance ranges, audible continuity, automatic polarity indication, low power consumption

I.C.E. 680R £32
80 measuring ranges, sensitivity 20k Ω /V, DC accuracy 1%, 12cm mirror scale, overload protection.

I.C.E. 680G £25
48 measuring ranges, sensitivity 20k Ω /V, DC accuracy 2%, 10cm mirror scale, overload protection.

I.C.E. M80 £19
40 measuring ranges, sensitivity 20k Ω /V, DC accuracy 2%, wide range of accessories extend measuring capabilities.

PULSE, FUNCTION, PATTERN GENERATORS

Philips PM 5503 £155
Pattern generator, 5 test patterns for mono and colour, video output for CCTV and monitors, RF output in VHF and UHF range, 1kHz tone for sound checks.

Thandar TG 101 £110
Function generator 0.02Hz to 200kHz, sine, square, triangle, variable DC offset, TTL output, external sweep, 10Vpp output into variable 60 Ω .

Thandar TG 102 £160
Function generator 0.2Hz to 2MHz, sine, square, triangle, TTL output, variable DC offset, external sweep, 20Vpp output into variable 50 Ω .

Thandar TG 105 £105
Pulse generator 5Hz to 5MHz, 10nS, amplitude 0.1V to 10V into 50 Ω , free-run, gated or triggered modes, TTL output, pulse width variable 100nS to 100 μ S.

Thandar TG 501 £295
Function generator 0.005Hz to 5MHz, sine, square, triangle, ramp, pulse, TTL, variable DC offset, variable start/stop phase, 20Vpp into variable 50 Ω .

COUNTERS & COUNTER/TIMER



Thandar TF 200 £175
Counter, 10Hz to 200MHz, 8 digit LCD, battery powered, 10mV sensitivity, time average period, totalize and reset, TP 600 pre-scaler, 40MHz to 600MHz available at £45.

Thandar PFM 200A £76
Counter, 20Hz to 200MHz, 8 digit bright LED, battery powered, 10mV sensitivity, resolution 0.1Hz, selectable gate times, mains adaptor and TP 600 pre-scaler available.

Thandar PFM 200A £76
Counter, 20Hz to 200MHz, 8 digit bright LED, battery powered, 10mV sensitivity, resolution 0.1Hz, selectable gate times, mains adaptor and TP 600 pre-scaler available.

POWER SUPPLIES

Thurlby PL 154 £159
0 to 15V, 0 to 4A, bench power supply, twin LED displays meter voltage and current, high stability and resolution, remote sense facility



Thurlby PL 320 £155
0 to 30V, 0 to 1A, bench power supply, constant current or constant voltage, precise current limit control and monitor system, ripple and noise < 1mV.

Thurlby PL 310 £125
0 to 30V, 0 to 1A, bench power supply, meter accuracy 0.1%, resolution 0.01V and 0.001A, DC output switch, load regulation < 0.01% for 50% load change.

MISCELLANEOUS PRODUCTS



Thandar TH 302 £80
Thandar digital thermometer, LCD display of $^{\circ}$ C and $^{\circ}$ F, range -40 $^{\circ}$ C to 1100 $^{\circ}$ C, resolution 0.1 $^{\circ}$ and 1 $^{\circ}$, for use with type K probes (bead supplied)



Thurlby OM 358 £179
Thurlby multiplexer expands any oscilloscope to 8 channels, displays analogue or digital signals, triggering from any channel, band width 35MHz, precision calibrated attenuator.



Thurlby CM 200 £89
Thurlby digital capacitance meter, 4 1/2 digit LCD, 1pF to 2500 μ F range, accuracy 0.2%, fast settling, battery or mains operation.



Tachoprobe £70
Compact tachoprobe for use with DMMs or frequency counters, 2 speed ranges from 100 to 20,000 RPM, accuracy 1%, non-contact range 1m

EB90 £7
x 1 oscilloscope probe

EB91 £10
x 10 oscilloscope probe.

EB95 £13
x 1 and x 10 oscilloscope probe.

LINE CONDITIONERS

Claude Lyons LVC 250 £271
2.5A, 600VA rating, line voltage conditioner, fast response (typically 1 1/2 cycles), isolated input/output, compact and portable for easy installation

Claude Lyons LVC 65 £186
0.65A, 156VA rating, line voltage conditioner, unaffected by frequency variations, transient and noise suppression. All LVC units have 2 year warranty.

EPROM PROGRAMMERS

GP Electronics UV 141 £88
EPROM eraser, variable electronic timer, powerful UV source, up to 14 device capacity, convenient tray loading with safety interlock

Electronic Brokers are leading suppliers of electronic test & measurement equipment. Our Distribution Division handles the major names in the industry and all products are stocked in depth in our spacious new premises at Camden Town, ready for prompt despatch to all parts of the country.

Electronic Brokers offer full technical support and expert advice on all aspects of electronic test and measuring.

Visitors are welcome to our showrooms where all products are on display and demonstration. For customers wishing to order by phone, we offer a 24 hour answering service.

All prices are exclusive of VAT and correct at time of going to press. Carriage and packing charges extra on all items unless otherwise stated. A copy of our trading conditions is available on request.

Electronic Brokers

CIRCLE 43 FOR FURTHER DETAILS.

Electronic Brokers Ltd
140-146 Camden Street London NW1 9PB
Telephone 01-267 7070 Telex 298694

problem, however, will continue to exist in the case of wideband r.f. amplifiers that are fitted to devices intended for use in countries with both v.h.f. and u.h.f. television and particularly susceptible to strong local amateur signals on 70, 144 and 430MHz or broadcast signals on 95MHz.

The real loss both to amateurs and broadcasters is that of the diplomacy of the RIS teams in settling fairly the disputes and social problems that arise. While the new booklet does emphasise that it is usually the receiving installation that is at fault it is often virtually impossible for an amateur or c.b. operator to convince an irate neighbour that this is the case. It could prove an expensive business for a viewer to call in a dealer to trace and cure some of the more intractable interference problems, and pressure will be put on the amateurs and c.b. operators to close down.

C³I — Costly CCCI

The Americans, over the past two decades, have spent billions of dollars on strategic command, control, communications and information (C³I) systems designed to provide instant and secure access to military commanders throughout the world. Yet today, it is increasingly recognized that many of the projects have turned sour primarily because of the pursuit of ideal rather than practical systems. The crucial world-wide military command and control system (WWMCS) comprises more than 60 different communications systems linking 27 command centres under the control of 20 million lines of Cobol software and 35 ageing Honeywell Series 6000 computers. American journals suggest that the system suffers extensively from down-time and has failed badly on several occasions, including the putting out of a nuclear attack alert when a war-games program got into the main Colorado nuclear warning centre, and a record of dismal failures during real crises in the 1960s and 1970s. Currently three main up-grading projects are under way for WWMCCS, for the slightly less ambitious "minimum essential emergency

communications network" and for the new "Milstar" network which is intended to be proof against nuclear electromagnetic pulses (NEMP) and on which the US is spending some \$400-million per year. Even EMP-protection however will not necessarily prevent disruption of communications over an extended period in the event of a nuclear attack or the use of anti-satellite weaponry.

Amateur Radio

SSB on 10.1MHz?

As a morse enthusiast initially, I welcomed the idea of keeping the narrow 10.1 to 10.15MHz band free not only of contest operation but also of s.s.b. This form of bandplanning to which the RSGB became committed at an early stage, was later endorsed by the IARU Region 1 Bureau but depends on voluntary restraint as, at least in Europe, it is not written into the licence regulations.

There has, however, always been a valid case for using a small segment of this band, which has interesting "chordal hop" propagation along the twilight "grey-line" paths as a result of ionospheric tilts as the F1 and F2 layers combine at dawn and dusk. The belief that c.w./r.t.t.y. operation with its high average power duty cycle causes less interference to commercial point-to-point communications is hardly a tenable theory. The s.s.b. enthusiasts claim that telephony, with good operating discipline, enables experimental data to be obtained rapidly. It is also the case that the absence of s.s.b. has tended to keep amateur activity on the band low.

There are signs that the IARU restriction is breaking down in several countries, including the UK — although the s.s.b. operators are subject to abuse. Is it not time that this subject should be reconsidered with a view to providing an s.s.b. segment? The alternative may prove to be a loss of confidence in the concept of "voluntary" band plans drawn up by largely self-perpetuating committees. Voluntary band-

planning is too valuable an asset to be lost, yet is an area where manifestly it must be seen to be fair to all.

RAE attacked

Richard Harris, G3ZWH, head of physics at Harrogate College, has delivered a strong attack on the Radio Amateurs' Examination run by City & Guilds of London Institute. He complains in particular of the refusal of CGLI to allow actual examination papers to be published or even taken out of the examination room and the unsuitability of many of the questions which often concentrate on basic theory rather than the principles and practice of amateur radio. He suggests that the RAE should recognize that fewer candidates have prior experience as short-wave listeners and need to be encouraged to learn more about the practical aspects of two-way radio communication. He objects to the absence of a fixed "pass mark" and strongly believes that "the present situation must not be allowed to continue" — reflecting comments that have been made over several years in *E&WW*.

In brief

Good two-way voice contacts were made from the UK with Dr Tony England, WOORE on board the August Challenger space-shuttle flight. It has also been claimed that the RSGB headquarters station at Potters Bar was the first amateur station in Europe to receive frames of slow-scan television pictures from the shuttle.

October 27 marks the 50th anniversary of the day in 1935 when Nell Corry, G2YL made radio history by working all six continents on 28MHz in a single day. Transatlantic contacts on this band had been made in 1928-29 but the declining sun-spot cycle then resulted in several years when virtually no long-distance stations were contacted, until sun-spot activity began to increase again.

At 9 a.m. she contacted VU2LJ, Assam; 10.30 a.m. VK4BB Queensland, Australia; 11 a.m. CX1CG Uruguay; followed by Europe, Africa and the USA all before 3.30 p.m.

Less than half of American "novice" licence holders renew or upgrade their licences and

many never reach the stage of coming on air. It is uncertain whether this is due to the cost of equipment, restriction to morse only, or the crowded state of the novice segments of h.f. bands. American amateurs holding higher grades of licence are being urged to do more to provide encouragement and guidance to the "novices".

An RSGB "National HF Convention" is being held on Sunday, September 29 at the Belfry Hotel, Milton Common, Oxford with a crowded programme of lectures, demonstrations, talk-in stations, "car boot sale" etc. It will also be possible to take, by prior appointment, the official morse test. . . RSGB president for 1986 is to be W.J. McClintock, G3VPK. . . Welsh Amateur Radio Convention is on October 6 at Oakdale Community College, Blackwood, Gwent. . . The second Yeovil QRP (Low Power) convention is on October 13 at The Preston Centre, Monks Dale, Yeovil. . . A large number of RAE courses began in September at adult education centres. . .

The Radio Amateur Old Timers Association (RAOTA) and the Dutch Old Timers Club are holding activity mornings (0830 to 1130 GMT) on October 6 and 7 on 3.5 and 7MHz (initial contacts on 3600kHz). . . The worldwide Jamboree-on-the-Air takes place on October 19 and 20. . . The Royal Navy Amateur Radio Society celebrates its 25th anniversary and will operate GB4KRN throughout October from Tonbridge, Kent. . . The RSGB Midlands VHF Convention is at Madeley Court, Centre, Telford, on October 12. . .

In a letter to *The Lancet*, J. Seager of the Arrowe Park Hospital, Upton, Wirral has commented on the leukaemia risks that have been linked with non-ionizing electromagnetic radiation in such occupational groups as electronic assemblers, television repairmen and radio amateurs. He points to the need for more precise analysis of the apparent risk factors and their relation to the fluxes and tin/lead alloy used in soldering or the fumes given off during soldering by the overheating of synthetic materials.

PAT HAWKER, G3VA

BBC Micro Computer System
BBC Computer & Econet Referral Centre
BBC Computers:

Model B: £299 (a) B+DFS: £346 (a)
 Model B+Econet: £335 (a) B+Econet+DFS £399 (a)
BBC B Plus (available from stock) £409 (a)
ACORN 2nd Processors: 6502: £175 (a) Z80: £348 (a)
TORCH UNICORN: Z80 Card: £299 (a) Z80 Disc Pack: £550 (a)
TORCH Graduate G800/2 £869 (a)
20 Mbyte Hard Disc+400K Floppy: £1950 (a)
 We stock the full range of ACORN hardware and firmware and a very wide range of other peripherals and firmware for the BBC. For detailed specifications and pricing please send for our leaflet.

PRINTERS

EPSON: RX80T+£210 (a); RX100+£345 (a);
 FX80+£315 (a); FX100+£430 (a); JX80 Full Colour Printer £499 (a)
 EPSON LX80 £219 (a); Optional Tractor Feed £20 (c)
 KAGA TAXAN: KP810 £235 (a); KP910 £339 (a)
 BROTHER: HR15 £310 (a); JUKI 6100 £299 (a).
 BUFFALO 32K Buffer for Epson Printers £75

ACCESSORIES

EPSON. FX80 plus sheet feeder £129(b)
 Paper Roll Holder £17(d) FX80 Tractor Attachment £37(c).
 Interfaces: 8143 RS232 £28(c); 8148 RS232 + 2K £57(c); 8132 Apple II £60(c);
 8165 IEEE + Cable £65(c).
 Serial & Parallel Interfaces with larger buffers available.
 Ribbons: RX/FX/MX80 £5.00(d); RX/FX/MX 100 £10(d); LX80 £6(d);
 FX80 Dustcover £4.50(d); LX80 Tractor Unit £20(c); Spare pens for H180 £7.50/set(d)
KAGA TAXAN: RS232 Interface + 2K buffer £78(c); p Ribbon KP810/910 £6(d)
JUKI: RS232 Interface £65(c); Spare Daisy Wheel £14(d); Ribbon £2.50(d); Sheet Feeder
 £182(a) Tractor Feed Attach £129(a)
BROTHER HR15: Sheet Feeder £189(a) Ribbons Carbon or Nylon £4.50(d)
 Tractor Feed £99(a)
BBC Printer Lead: Parallel (42") £7(d); Serial £7(d)
 Printer Leads can be supplied to any other length.
Plain Fanfold Paper with extra fine perforation (Clean Edge):
 2000 sheets 9.5" x 11" £13(b) 2000 sheets 14.5" x 11" £18.50(b)
 Labels per 1000s: Single Row 3" x 1 7/16" £5.25(d) Triple Row 2-7/16" x 1 7/16" £5.00(d)

BT Approved Modems

MIRACLE WS2000
 The ultimate world standard BT approved modem covering all common BELL and CCITT standards up to 1200 Baud. Allows communication with virtually any computer system in the world. The optional AUTO DIAL and AUTO ANSWER boards enhance the considerable facilities already provided on the modem. Mains powered. £129 (c) Auto Dial Board/ Auto Answer Board £30 (d) each (awaiting BABT approval). Software lead £4.50
BUZZBOX:
 This pocket sized modem complies with V21 300/300 Baud and provides an ideal solution for communications between users, with main frame computers and bulletin boards at a very economic cost. Battery or mains operated. £62 (c)
 Mains Adaptor £8 (d) BBC to Modem data lead £7

SOFTY II

This low cost intelligent eeprom programmer can program 2716, 2516, 2532, 2732, and with an adaptor, 2564 and 2764. Displays 512 byte page on TV — has a serial and parallel I/O routines. Can be used as an emulator, cassette interface.
 Softy II £195.00(b)
 Adaptor for 2764/2564 £25.00

ATTENTION
 All prices in this double page advertisement are subject to change without notice.
ALL PRICES EXCLUDE VAT
 Please add carriage 50p unless indicated as follows:
 (a) £8 (b) £2.50 (c) £1.50 (d) £1.00

ACORN IEEE INTERFACE

A full implementation of the IEEE-488 standard, providing computer control of compatible scientific & technical equipment, at a lower price than other systems. Typical applications are in experimental work in academic and industrial laboratories. The interface can support a network of up to 14 other compatible devices, and would typically link several items of test equipment allowing them to run with the optimum of efficiency. The IEEE Filing System ROM is supplied £282.

INDUSTRIAL PROGRAMMER

EP8000.
 This CPU controlled Emulator Programmer is a powerful tool for both Eeprom programming and development work. EP8000 can emulate and program all eeproms up to 8Kx8 bytes, can be used as stand alone unit for editing and duplicating EPROMS, as a slave programmer or as an eeprom emulator £695(a)

I.D. CONNECTORS

No of ways	Header			Edge Conn
	Plug	Recep	Recep	
10	90p	85p	120p	
20	145p	125p	195p	
26	175p	150p	240p	
34	200p	160p	320p	
40	220p	190p	340p	
50	235p	200p	390p	

D CONNECTORS

	No of Ways			
	9	15	25	37
MALE:				
Ang Pins	120	180	230	350
Solder	60	85	125	170
IDC	175	275	325	—
FEMALE:				
St Pin	100	140	210	380
Ang Pins	160	210	275	440
Solder	90	130	195	290
IDC	195	325	375	—
St Hood	90	95	100	120
Screw	130	150	175	—
Lock				

TEXTTOOL ZIF

SOCKETS	24-pin £7.50
	28-pin £9.00
	40-pin £12.00

DISC DRIVES

TECHNOMATIC drives are fitted with high quality slimline Mitsubishi mechanisms and are available with or without integral mains power supply. The dual drive power supplies are switch mode type and are generously rated. All drives with integral power supply are fitted with a mains indicator.
 All drives are supplied with all the necessary cables, manual and a formatting disc. All drives are capable of operating in single or double density modes.
Single Drives: With integral psu.
 1 x 100K 40T SS: TS100 £85(b) PS100 £120(b)
 1 x 400K 80/40T DS: TS400 £125(b) PS400 £145(b)
Dual Drives: (with integral psu)
 Stacked Version: Plinth Versions:
 PD200 2 x 100K 40T SS £190(a) PD200P £215(a)
 PD800 2 x 400K 80/40T DS £265(a) PD800P £289(a)
Note: We can supply drives with Shugart mechanisms at considerably lower prices. Please phone for details.
 3.5" Drives: TS35 1 x 400K 80T DS £99(b)
 TD35 2 x 400K 80T DS £175(b)
 The mechanisms are 80 track double sided and are capable of both single and double density operation.

Authorised Distributor
Data Recording Products



3M FLOPPY DISCS

Industry Standard floppy discs with a lifetime guarantee Discs in packs of 10

40 Track SS DD	£13 (c)	40 Track DS DD	£18 (c)
80 Track SS DD	£22 (c)	80 Track DS DD	£24 (c)
3 1/2" discs. Pack of ten	£38 (c)		

FLOPPICLENE DRIVEHEAD CLEANING KIT

FLOPPICLENE Disc Head Cleaning Kit with 28 disposable cleaning discs ensures continued optimum performance of the drives. £14.50 (b)

DRIVE ACCESSORIES

Single Disc Cable £6 (d)	Dual Disc Cable £8.50 (d)
10 Disc Library Case £1.80 (d)	30 Disc Storage Box £6 (c)
30/40 Disc Lockable Box £14 (c)	100 Disc Lockable Box £16 (c)

MONITORS

MICROVITEC 14in. & 20in RGB
 1431 Std Res £185 (a); 1431 Ap std Res PAL/Audio £205 (a);
 1451 Med Res £240 (a); 1451AP Med Res £280 (a); 1441 Hi Res £389 (a);
 Swivel Base for Plastic 14" Microvitecs £20 (c)
 2030CS Std Res £380 (a); 2040CS Hi Res £685 (a)
 Plinth for 14in. Monitors £8.50.
 Microvitec Monitors with TTL/Linear Inputs also available.
SANYO CD 3125 NB 14in. RGB Std Res £159 (a)
KAGA TAXAN 12in. RGB
 Vision II Hi Res £225 (a); New Vision III plus £360 (a)
 Green Screens; KAGA 12G £99 (a); SANYO DM811 12CX £95 (a);
 Swivel Stand for Kaga Green £21 (c)
 BBC Leads: KAGA RGB £5 Microvitec £3.50; Monochrome £3.50 (d)

UV ERASERS

UV1T Eraser with built-in timer and mains indicator. Built-in safety interlock to avoid accidental exposure to the harmful UV rays.
 It can handle up to 5 eeproms at a time with an average erasing time of about 20 mins £59 + £2 p&p.
 UV1 as above but without the timer. £47 + £2 p&p.
 For Industrial Users, we offer UV140 & UV141 erasers with handling capacity of 14 eeproms. UV141 has a built in timer. Both offer full built in safety features
 UV140 £61, UV141 £79, p&p £2.50.

PRINTER BUFFER

This printer shaver/buffer provides a simple way to upgrade a multiple computer system by providing greater utilisation of available resources. The buffer offers a storage of 64K. Data from three computers can be loaded into the buffer which will continue accepting data until it is full. The buffer will automatically switch from one computer to next as soon as that computer has dumped all its data. The computer then is available for other uses. LED bargraph indicates memory usage. Simple push button control provides REPEAT, PAUSE and RESET functions. Integral power supply. £205 (a)
 Cable set £30

CONNECTOR SYSTEMS


<p>EDGE CONNECTORS</p> <p>2 x 6-way (commodore) 0 1 300p 2 x 10-way 150p — 2 x 12-way (vic 20) — 350p 2 x 18-way — 140p 2 x 23-way (Z80) 175p 220p 2 x 25-way 225p 220p 2 x 28-way (Spectrum) 200p — 2 x 36-way 250p — 1 x 43-way 260p — 2 x 22-way 190p — 2 x 43-way 395p — 1 x 77-way 480p 500p 2 x 50-way (S100conn) 600p —</p>	<p>AMPHENOL CONNECTORS</p> <p>36 way plug Centronics (solder) 500p (IDC) 475p 36 way skt Centronics (solder) 550p (IDC) 500p 24 way plug IEEE (solder) 475p (IDC) 475p 24 way skt IEEE (solder) 500p (IDC) 500p PCB Mtg Skt Ang Pin 24 way 700p 36 way 750p</p>	<p>TELEPHONE CONNECTORS</p> <p>4-way plug 110p 6-way plug 180p 6-way rt ang skt 160p Flexible cable 4-way 50p/m 6-way 72p/m</p>
<p>EURO CONNECTORS</p> <p>DIN 41612 Plug Skt 2 x 32 way St Pin 230p 275p 2 x 32 way Ang Pin 275p 320p 3 x 32 way St Pin 260p 300p 3 x 32 way Ang Pin 375p 400p IDC Skt A + B 400p IDC Skt A + C 400p</p>	<p>GENDER CHANGERS 25 way D type Male to Male £10 Male to Female £10 Female to Female £10</p>	<p>RIBBON CABLE (grey/metre) 10-way 40p 34-way 160p 16-way 60p 40-way 180p 20-way 85p 50-way 200p 26-way 120p 64-way 280p</p>
<p>TEXTTOOL ZIF SOCKETS 24-pin £7.50 28-pin £9.00</p>	<p>RS 232 JUMPERS (25 way D) 24 Single end Male £5.00 24 Single end Female £5.25 24 Female Female £10.00 24 Male Male £9.50 24 Male Female £9.50</p>	<p>DIL HEADERS Solder IDC 14 pin 40p 100p 16 pin 50p 110p 18 pin 60p — 20 pin 75p — 24 pin 100p 150p 28 pin 160p 200p 40 pin 200p 225p</p>

<p>DIL SWITCHES 4-way 90p 6-way 105p 8-way 120p 10-way 150p</p>	<p>MISC CONNS 21 pin Scart Connector 200p 8 pin Video Connector 200p</p>
--	---

Television at Montreux

by Nigel Cawthorne

Satellite dishes are now as much a part of broadcasting as studio cameras and tv transmitters.



Satellite broadcasting, high-definition and the future of terrestrial television discussed at biennial symposium

This year's Montreux TV Symposium, the 14th in the series, brought together over 200 exhibitors from 16 countries. There was an international programme of 67 presented and 35 supporting papers covering both tv broadcast and c.a.tv topics. On the transmission side, d.b.s. and h.d.tv were front-line topics.

Chinese DBS

China Broadcast Satellite Corporation president, Mr Hsu Chung-ming, outlined the necessity for establishing d.b.s. as the key to the realization of national tv and radio coverage for the whole of China. He announced that some important technical decisions for China's new satellite tv services had been taken.

China plans to have two co-located satellites in orbit operating in Ku-band. Reasons given for the selection of Ku-

band (11-14GHz) as opposed to C-band (4-6GHz) included the protection of microwave links, the eventual requirement for provincial beams, and C-band orbit congestion, which, with two-degree orbital spacing limits the use of small receiving antennas.

East satellite will have "5-for-2" transponder redundancy. The transponder power will be 230-250W at the orbital position of 92 degrees East, which is one of the three (62°E, 80°E and 92°E) WARC-77 positions allocated to China. The earliest eclipse time at this position is at 01.09 Beijing Time: tv transmissions will not take place because of the power requirements of the transponders.

One satellite will act as a spare, but it will operate on a different pair of channels to the main, so that in-orbit-testing of the spare can be made without interfering with the main satellite. If necessary, all four channels could be switched on

at the same time.

China's current terrestrial tv transmission network consists of 455 main transmitter stations and over 9,000 repeaters with powers below 1kW. The present network covers just 64.7% of the 1 billion population. DBS is the key to providing high-quality radio and tv services for the whole population of China.

A single beam will cover the whole of China, and the proposed beam-shaping will permit densely populated areas to use 1.5m dishes for 'grade 4' community reception, or about 1.0m dishes for 'grade 3.5' individual reception. Under clear sky conditions, a 0.75m dish is expected to provide 'grade 3.5' performance in these areas. In the sparsely populated areas of northwestern China, 2m dishes will be used for community reception.

PAL will be used for transmission. Since studio equipment and rebroadcast transmitter equipment in China

already use PAL, according to Hsu Chung-ming, there is no significant reason to go for a MAC transmission system through China's d.b.s. satellite.

Terrestrial rebroadcast stations will take the signal from the satellite receiver and retransmit it over the local area. China's d.b.s. satellite will thus be used as a direct feed for a large number of rebroadcast transmitters. Tv coverage will be provided for remote mountainous regions which could not be economically serviced by a terrestrial transmitter network alone.

Arabsat

In a supporting paper, Mr Shaweesh from Jordan outlined the speed with which developments have taken place in the field of satellite communications during the past 20 years, with particular emphasis on the emergence of regional satellite systems such as the European ECS and Arabsat.

The Arabsat project dates back to a meeting of Arab Ministers of Information in Tunisia in 1967, when it was decided to initiate a study for developing communications in the Arab world including the development and interchange of tv and radio broadcasting services.

Mr Shaweesh explained that Arabsat offered the only facility for real-time broadcast coverage of major events in the Arab world. Arabsat is seen as an important broadcast tool both for use within the Arabsat world as well as for the exchange of material with the non-Arab world.

Shaweesh touched on the problems of d.b.s. and how technological advances since 1977 had outdated the provisions of WARC-77. In particular, improvements in satellite receiver front end performance have meant that d.b.s. can be achieved with lower transmitted power from the satellite for a given antenna size or alternatively that smaller receive antenna dishes become practical for a given radiated power. Mr Shaweesh concluded that "we are in a period of extraordinary change in a field that was considered settled in 1977".

Terrestrial tv lives on

Even though there is much heated discussion around satellites and how they are going to revolutionise tv transmission, terrestrial tv transmitters are likely to remain the major carriers for much of the world well into the next century.

Rudi Gressmann, EBU, in a lecture on the history of the development of terrestrial tv transmission in Europe, told delegates that within the EBU area there are currently some 9,000 transmitters and repeaters in v.h.f. Bands I and III and over 20,000 in u.h.f. Bands IV/V.

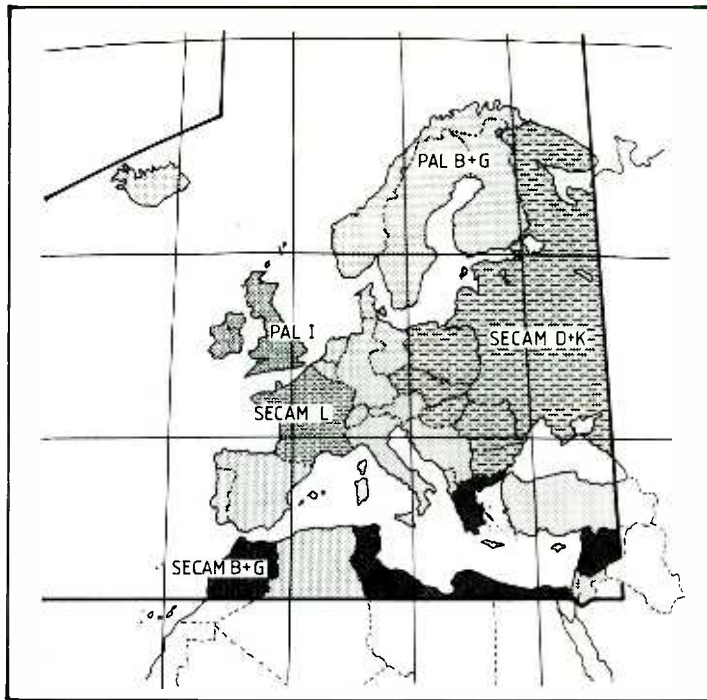
Gressmann questioned whether the present plan, as based on the Stockholm conferences of 1952 (v.h.f.) and 1961 (u.h.f.), provided the optimum use of the frequency spectrum.

The first problem that the European tv frequency plan comes up against is the one of multiple channel bandwidths. In 1961 there were no less than four separate channel bandwidths in operation in the v.h.f. tv bands. The UK's 405 line b/w services used 5MHz channels, whereas the French 819 line system used 14MHz channels. There were also 7 and 8MHz channel bandwidths of the 625 line services. Since then the 5 and 14MHz channel services have been closed down, but even today there is still disparity between 7 and 8MHz channel bandwidths at v.h.f. Carrier frequencies (sound and vision) at v.h.f. are different all across Europe.

At u.h.f., even though there is a uniform channel spacing of 8MHz, there are differences in the sound-vision carrier spacing (5.5, 6.0 or 6.5MHz), which add to pan-European spectral discord.

There is little spectral harmony of tv transmitters within Europe. Gressmann reminded delegates that the OIRT countries of Eastern Europe still use much of Band II for tv transmissions rather than f.m. as is the case in Western Europe.

The average viewing choice provided by terrestrial tv broadcasting is approximately one programme per location on v.h.f. and about two or three on u.h.f. Although one major



exception to this is the UK, where there are now no longer programmes at v.h.f. but where there are (in most places) four programme channels at u.h.f.

The programme carrying capacity of the terrestrial tv transmitter network in Europe is not likely to increase above the present numbers. There are already pressures from powerful mobile radio lobbies to take over more frequencies from broadcasters. The shared usage of Band III between tv broadcasters and land mobile services in France as well as the wholesale closure of Band I and III in the UK are indicative of this trend. Gressmann commented however that pressure on tv frequencies from other non-broadcast services in Europe was possibly less now than it has been in previous years, but that nevertheless broadcaster's must make optimum use of the spectrum available.

If terrestrial tv transmission is not to become the "poor relation" of other media including d.b.s., cable, videocassettes and videodiscs, then studies should be intensified now. Gressmann warned that the mere fact that such a large investment had been made in the terrestrial tv transmitter network is in itself no guarantee of the network's survival against the onslaught of new transmission media. Terrestrial tv transmission can only survive, argued

Gressmann, if it keeps pace with modern technology. "This is only possible through standardization and harmonization".

John Curley, RET, told delegates that agreements that had recently been reached in some countries between broadcasters and land mobile radio users (e.g. the UK and France) for the sharing of a common frequency band by different services (l.m.r. and tv) precludes any hope of standardised terrestrial tv transmission system across Europe on v.h.f.

High definition

The "Extended/j.d.tv" session promised to be a lively affair. It certainly was! George Watson of RTE, session chairman, described e.d./h.d.tv as being the most important subject at this year's Montreux.

Speakers differed by a factor of ten-to-one in their estimates of how many years it will take for h.d.tv to become reality. Tom Robson, IBA, positioned himself at the far end of the range with an estimate of 20 years. According to Robson, it is the realization of a practical h.d.tv home display unit that is crucial to the introduction of h.d.tv, and as he saw it, suitable flat screen products would not be available before the end of the century.

Robson advocated that the opportunity for a true worldwide standard would come with the next generation of systems and not the present. The next generation of tv standards would be digital and free from the present constraints of 50/60Hz compatibility. Such a standard could then be the standard for the next fifty years or so. Robson said that today's talk of a standard was not a real world standard. Robson's opening remarks were later to be fiercely contested by several speakers.

Joe Flaherty, CBS, said that the weakness on Robson's argument was his belief that broadcasters have the power to control the living rooms of the future. "But, this is not true!" Cable, v.t.r.s and video discs may have more effect than broadcasters in doing this!

In direct reply to Robson's argument that a home display unit suitable for h.d.tv would not be available for 20 years, Mr Sugimoto, NHK, said that a large flat screen display suitable for h.d.tv with a target price of \$2,000 would be on show at the next Montreux in two years time.

Prof Messerschmid of the German radio and tv research institute (IRT) strongly disagreed with Robson's opening remarks: "Broadcasters cannot just sit back for 20 years".

Henry Yushkiavitchus, USSR, threw into the discussion the comment that the USSR was looking at a possible system using 50Hz in the studio and 75Hz field rates for transmission.

There is no disagreement that the world does need an h.d.tv studio production standard, but the question is when. The problem with choosing an h.d.tv production standard too early is that even though individual parameters (numbers of lines, field rates, interlacing and aspect ratios) have been discussed, only one fully operational standard has been proposed. The NHK proposed standard being based on 60Hz presents a conversion problem for the large number of countries using 50Hz.

The Montreux h.d.tv debate highlighted the amount of basic disagreement that still exists in this area.

Keithley's 130A & 136.



Another pair of hands.

Ready and willing to give you the accuracy and flexibility you've come to expect from all handheld DMM's.

On the one hand, the new 130A has the design and performance of our most popular 130 model but with greater basic DC accuracy - 0.25% and the need to calibrate only once every two years - all this at no increase in price.

On the other, there is the new unbeatable value 136, a high performance full autoranging 4½ digit DMM permitting precise measurements in 22 ranges of AC/DC voltage, resistance AC/DC current including 10A capability.

If you could use an extra pair of hands, or would just like to find out about our complete range of DMM's - phone 0734 861287 or contact a Keithley distributor now. Prices start at £69.00


KEITHLEY

Keithley Instruments Limited
1 Boulton Road
Reading, Berkshire RG2 0NL
Telex 847047

Berkshire	(0734) 861287	Glasgow	(02367) 28170
Essex	(0279) 29522	London	(01) 639 0155
Gwent	(0633) 280566	Cleveland	(0287) 32397
Eire	(0001) 984147	Hertfordshire	(07073) 38623

CIRCLE 20 FOR FURTHER DETAILS.

MODEM FILTERS



NEW

- R5635** CCITT V.22 bis, full-duplex Switched-Capacitor Filter I.C. with MLXes.
- R5636** Bell 201/CCITT V.26 combo filter I.C.
- R5637** Bell 208/CCITT V.27 combo filter I.C.
- R5638** Bell 209/CCITT V.29 combo filter I.C.
- R5630** Bell 103, full-duplex filter I.C. with MUXes.
- R5631** CCITT V.21, full-duplex filter I.C. with MUXes.
- R5632** Industry Standard, Bell 212A/CCITT V.22 full-duplex combo filter I.C.
- R5633** Selectable filter array I.C. for 103, V.21, DTMF and Videotex applications.
- R5626** Mask programmable to your specification.

Contact: EG & G RETICON


34/35 Market Place, Wokingham, Berks
RG11 2PP. Telephone: 0734 788666.
Telex: 847510 EGGUK.

 **EG&G RETICON**
WHERE VISION AND TECHNOLOGY MEET

CIRCLE 70 FOR FURTHER DETAILS.

A PC/XT COMPATIBLE THAT WON'T GO BY THE BOARD

Prices exclusive of VAT



OUR COSTAR 2000 fully IBM PC/XT compatible single board computer and peripherals is most advanced highly integrated and cost efficient system available.

ADVANCED DESIGN

The CS-2000 Mother Board is a highly integrated state of the art design, with a unique software controlled dual processor speed system. Enabling all PC software to be run uninterrupted at high processing speeds.

When used with the CS-2000 Multi Function Card, you get a very advanced, compact system, with all the facilities of a fully expanded PC/XT. COSTARS rationalisation of board numbers has resulted in cost saving, reliability and reduced installation time benefits.

**NOW
FOR
£1195**

CS 2000 PLUS. A complete IBM PC/XT compatible computer in a kit. Requiring only a slotted screw driver and 1-2 hours to assemble and run. Price and compare our system with others and you will find most other systems' options are standard on ours.

COSTAR 2000 STANDARD FEATURES

- * 8088 — CPU, 7MHZ/4.77MHZ Software Toggle control
- * 8087 Co-processor optional
- * 8K custom BIOS in ROM
- * 6 EPROM SOCKETS
- * 8 expansion SLOTS
- * Hardware Reset
- * PC/XT Form, Fit & Functions
- * 256K RAM, 640K max

NO RISK TRIAL OFFER


If, after purchasing one of our boards, you are not satisfied, we will refund your money (minus post and packing), provided the board is returned, intact, within 15 days of shipment.

TO ORDER

Please include your remittance with your order. Access, Visa and Amex welcome. Credit Card purchases may be telephoned. Dealer and O.E.M. enquiries welcome.

18 MONTH WARRANTY

Our stringent production quality controls and the high reliability of our boards, has enabled us to give an 18 month warranty, and a 6 month exchange program for defective units.



MULTI FUNCTION 2000 STANDARD FEATURES

- * Floppy Disk Controller
- * Real Time Clock, with battery backup
- * Dual Serial Port, one optional
- * CENTRONICS parallel printer port
- * RAMDISK
- * Printer SPOOL

- * PC DOS version 2.X
- * 256K parity checked RAM expandable to 1M
- * 8088 CPU
- * Custom 8K bios w/hard disk drivers
- * Tape back-up interface (option)
- * IBM compatible keyboard w/function keys
- * 12" high resolution monitor green/

- amber
- * 2 slimline 5.25 floppy disk drives 360K storage each
- * Power-supply is hard disk compatible
- * 110-220 VAC, 50-60 Hz
- * Centronics printer port
- * Serial/modem port
- * RTC, CAL w/batt back-up
- * Case and cables

CO-STAR LIMITED

321 Bridgegate House, IRVINE, Ayrshire, KA12 8BD

Tel: 0294 76252

Easy Link No. — 9289001

Price exclusive of VAT



CIRCLE 29 FOR FURTHER DETAILS.

ELECTROMAGNETIC PARADOX

Whereas relativity provides a wealth of paradoxical issues that have from time to time engaged your readers' interest, there is a seldom-discussed paradox of more direct significance to anyone concerned about the electromagnetic field.

Maxwell's equations demand that, when waves propagate through the vacuum, magnetic fields are set up which imply that there is an oscillatory electric displacement in free space. Yet, it is well established that electric displacement produced by the motion of an isolated electron in no way moderates the primary magnetic action of the electron. Rosser, for example, writing at p.285 of his 1968 book 'Classical Electromagnetism via Relativity' published by Butterworths, has endorsed Fitzgerald's opinion that displacement currents in the field between the plates of an excited capacitor do not produce a magnetic field. This is consistent with the experimental finding by Graham and Lahoz (*Nature*, 285, 154 (1980)) that, when an externally applied magnetic field acts on the displacement current and a return conductor current set in parallel, the net force acting on the apparatus is that applicable to the conductor current. Since displacement current does not produce a magnetic field it cannot respond in setting up a force when subject to a magnetic field.

Surely, it is paradoxical that waves only propagate because displacement current in the field sets up magnetic fields but yet we know that in our bench experiments the displacement currents do not set up magnetic fields. I wonder if your readers can provide the answer to this problem.

Pending a better proposal, my suggestion is that the paradox can be put in context by noting that for any local action there has to be a local reaction and this applies whether we look at apparatus on our laboratory bench or at a region of remote space. In the bench experiment the primary motion of electrons in the

current circuit produces a magnetic field and the reaction is merely the manifestation of this field. Local displacement currents are an embodiment of this reaction and so can hardly set up their own magnetic fields as well. In the free space situation, with the propagating wave, there has to be something locally in space that has an active field-producing role and something that has a reactive and secondary role. Thus, just as we argue that there is a displacement current between the plates of an excited capacitor, we must argue that in free space there are two 'somethings', only one of which is the reactive displacement. Both must be capable of relative motion with respect to the applicable frame of reference, the inertial frame or electromagnetic reference frame. Hence, our understanding of wave propagation is incomplete unless it caters for the physical existence of two displacements.

This argument lends support to the views expressed in my article in *Wireless World* (October 1982, p.37) where I argued that the ability of the vacuum to propagate electromagnetic waves without dispersion was direct evidence of dual or reciprocal displacement characteristic. Since writing that article, a further advance has shown that the progressive attenuation of one displacement in relation to the other can cause a wave to lose frequency slowly in transit and Hubble's constant has been deduced theoretically (*Lett. Nuovo Cimento*, 41, 252 (1984)).

H. Aspden
Department of Electrical Engineering
The University
Southampton

RELATIVELY INTERESTING

In the July 1985 issue, H. Morgan suggests that *Wireless World* "stem the flow of letters and articles on [Einsteinian] relativity."

But who then would publish the fierce debate between Einsteinian relativity and Newtonian-Galilean relativity? Several years ago, *WW* published an important article

by Louis Essen, the great English scientist who designed and built the first caesium clock. Essen showed that Einsteinian relativity cannot be squared with the facts of nature. Who else would have published his critique? I do not know of another journal in all the world that allows criticism of Einstein's paradoxical—indeed, anomalous—beliefs.

The late Herbert Dingle, professor in the University of London, wrote a whole book, *Science at the Crossroads*, on his own experience with suppression, and attempted suppression, of the debate.

For the editors of *WW*, a fervent "Bravo!"
Lee Coe
Berkeley
California
USA

I have followed the articles and letters on relativity and the rest of the "modern physics" circus since the article by L. Essen in October 1978, which so impressed me that I started buying *Wireless World* instead of reading it in the library.

I would like to see more of the subjects which bore H. Morgan (Letters, July). You ask who is competent to decide who is right. I ask where else we can read open debate on these matters if you go back to being just another electronics magazine, printing inoffensive S-level "physics for electronics engineers" — in *New Scientist*?

If I was a professional physicist, I think I would be ashamed to admit it to a lay person whose idea of what I did might well have been formed from television programmes full of stary-eyed academics quoting from T.S. Elliot, and a background of loud, jarring music. Why do all the worst BBC science programmes have this? Is it to drown out the words? I might have claimed to be a psychologist and hoped to be taken for a tough behaviourist. Of course, the truth always comes out eventually. Where are the reputations of Freud, Cyril Burt and Lysenko now? Remember, all founded powerful, seemingly unchallengeable orthodoxies. Humpty Dumpty and a great fall...
Roderick Saunders
Birmingham

ENERGY TRANSFER

I fear it is not I that have misunderstood Ivor Catt (July Letters), rather the reverse.

In my June letter I pointed out that superposition of forces could not be expected to succeed when the forces in question were quadratic functions of current or voltage. I then proceeded to illustrate this claim by reference to a simple situation in electrostatics, and concluded with a derivation of the magnetic force from Special Relativity.

I fear these last two points detracted from my argument, and confused Mr Catt.

Mr Catt is upset that I choose to overturn his arguments (concerning forces between conductors guiding t.em waves) by discussing static currents and voltages, while he allows himself the privilege of building his arguments by reference to these same static forces. However, I would assert that there is no difference between the static case (with suitably chosen values of current and voltage), and the momentarily quiescent state in the middle of a broad pulse. If Mr Catt thinks that there is a difference then he cannot use the static case to prove that the force between conductors carrying a pulse is zero.

N.C. Hawkes
Abingdon
Oxfordshire

I wonder if some of the conceptual difficulties with the transmission line stems from the assumption — and it is an assumption — that power density in an em wave is measured by Poynting's vector? (Do I hear cries of dissent? But who remembers what Poynting's theorem actually says?) In fact there are any number of vectors that would be equally valid.

One such is Slepian's vector.

$$\mathbf{S} = \mathbf{E} \times \mathbf{H} + \text{curl}(\mathbf{VH})$$

where V is the electric potential. Poynting's vector tells us that the power flows through the space surrounding the wires, i.e. is carried by the em wave. Slepian's vector, on the other hand, tells us that all the power flows through the wires! It seems that either view

is "true, but not exhaustive" (Churchill's phrase).

As an engineer I welcome this. It means that I can adopt either point of view, whichever is more convenient for the problem in hand.

Interested readers should consult "The Electromagnetic Field in its Engineering Aspects" by G.W. Carter (Longmans, 1954) Professor Carter devotes the whole of Chapter 13 to the flow of energy in an electromagnetic field.

P.L. Taylor
Marple
Cheshire

OPTICAL COMMUNICATIONS

Having read the most interesting article in the August 1985 issue of *Electronics and Wireless World* entitled "Optical Communications — 1935 style", your readers may be interested to know that there are a number of these optical systems on public display, still looking as good as the day that they were made.

Two locations with which I am familiar are the German Occupation section of the main museum within Castle Cornet on the island of Guernsey, and the excellent German Occupation Museum run by Richard Heaume, also on the island of Guernsey, at Forest near the airport.

If any readers are proposing to take their holidays on this most delightful of islands, a trip to these two museums, and in particular the latter, will be well worth while, and will afford the opportunity to study many other examples of contemporary German technology.

Alan G. Hobbs, G8GQJ
South Croydon
Surrey

RELATIVITY

P.H. Spratt uses the word 'pretext' in the first sentence of his August letter. This word is defined in my dictionary as 'a false explanation or motive to disguise the true one.' I assume Spratt has some experimental evidence to prove I am a liar

and a cheat. As a letter unanswered might be thought to be unanswerable, Spratt leaves me with no alternative but to reply. Before I do reply in some detail to his letter, would he please explain his evidence in very ordinary words even I can understand as soon as possible. This letter is an ultimatum.

I merely quoted measurements quoted by Eastwood who acknowledged the work of other scientists. Does Spratt realise he has libelled Eastwood and other scientists? He ought to look before he leaps.
M.G. Wellard
Kenley
Surrey

VALVE DISC PREAMPLIFIER

Mr Brice's valve disc preamplifier (*EWV*, June 85) is an interesting approach to a familiar design exercise, and I am with him in sentiment in his liking for valves for sound reproduction. However, I would take issue with him on two points:

Firstly, the RC coupling between the cascode stage and the next (cathode-follower) stage: Mr Brice's footnote on the circuit diagram states that the 10nF capacitor and the 1MΩ grid resistor puts the response at 20Hz down by 3dB. This would be a fair statement if the cathode-follower input impedance was in fact the same, or nearly the same, as the resistor value. However the conventional wisdom of valve electronics is that the input impedance of a cathode follower is about 10 times the value of the grid resistor. (References: Langford Smith, *Radio Designer's Handbook*; Terman, *Radio Engineers' Handbook*). The mechanism is akin to that which raises the input impedance of a boot-strapped emitter follower in the world of solid state.

Assuming, then, that the input impedance of the stage under discussion is 10MΩ, the response at 20Hz will be about -0.03dB. To achieve a -3dB figure at 20Hz a capacitance of about 800pF would seem to be required.

Secondly, the coupling capacitor (1μF between the

volume-control slider and the grid of the output stage: this is a cathode-follower identical to the first one, with presumably the same input impedance. A 1μF capacitance coupled to the bottom end response. And surely, (a minor quibble, this) the polarity of the capacitor, as drawn, is incorrect.

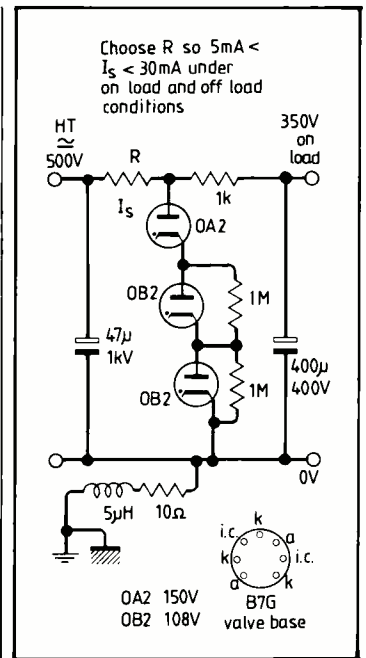
Finally, may I suggest a small but worthwhile refinement? If the preamplifier, in a warmed-up condition, is suddenly connected to the input of a solid-state main amplifier (as when the selector switch is turned from say, 'tuner' to 'disc') the output coupling-capacitor charging current must flow through the input circuit of the main amplifier. In other words the first transistor base would see a positive pulse of around 150 to 180 volts. It would not like this. The remedy is to include a high resistance, say 4M7 or higher, permanently across the preamplifier output, and to ensure that the preamplifier is fully warmed up and its voltages at equilibrium before it is connected to the main amplifier.

Despite the foregoing, which some may see as nit-picking, I say more power to Mr Brice's thermionic elbow!

D. Bolton
Victoria
Australia

I thank Mr. Jones for his constructive comments concerning my valve disc preamplifier circuit (*Feedback*, *EWV* July 1985). Your readers may be interested in two further suggestions regarding this design.

I mentioned in the original article that a smooth supply can be obtained with simple RC filtering, but it is better to use a regulated supply. Not only does this secure the best hum and noise performance but the regulator ensures that high off-load voltages are not applied to the anodes of the valves and the power supply decoupling capacitors during valve warm-up time. Several schemes were contemplated and tried. All the regulator circuits improved the sound quality: the final arrangement is shown in the Fig. 1. The OA2 and OB2 are two easily available voltage-stabilizer tubes. Over a certain



range of current flowing through a cold-cathode glow-discharge tube the voltage across it remains nearly constant. The circuit operates like a zener shunt-regulated supply. Its great advantage for h.t. regulation is that it is self-protecting, simple and cheap. Just as with zener diodes, the tubes may be used in series to provide voltages exceeding those of a single tube. The 1MΩ resistors are added to facilitate striking of each individual tube. The power supplies were built on a separate chassis and this method of construction is recommended on sound-quality grounds.

The ECC83 would be suitable as the first-stage cascode valve, except that it is less robust than the ECC82 and, consequently, more microphonic, hence the decision to use the latter. I have found there is no alternative but to select low-noise valves individually for this first stage and that the more expensive types available are no better, in this application, than the cheap ECC82s available at about 65 pence each.

Richard Brice
Teddinton
Middlesex

Letters

Letters for publication are always welcome, but the shorter and pithier, the better. I try not to edit original letters, but sometimes they are far too long, and therefore cut, and the writers upset. Please keep your letters short.

ANOTHER GOOD CONNECTION WHEN YOU'RE ALL AT SEA



We stock them all.
And we help you specify.

In short, we're just the right connection in the uncharted waters of electronics.

PSP Electronics Ltd, Unit 2,
2 Bilton Road, Perivale, Greenford,
Middlesex UB6 7DX. Telex: 8954609.
Telephone: 01-998 9061.

**WHAT'S GOOD FOR US
IS GOOD FOR YOU**

A thousand miles from land, the great whales follow their mysterious course – closely followed by flocks of wheeling seabirds.

These are the Grey Phalaropes. Their diet: the sea lice that prey on the whales.

The birds enjoy the lice. And the whales enjoy being rid of them.

It's a classic *symbiotic* relationship: one in which each partner needs (yet greatly enhances the performance of) the other.

And, as such, it parallels our relationship with Thomas and Betts.


We're Britain's major distributor of connectors. While they're one of the world's leading manufacturers of IDC interconnections: headers; socket and solder transitions; card edge and "D" connectors; flat and ribbon cable; and tooling. As well as IC sockets, PC board jumpers, cable ties, terminals, and heat shrink tubing.



CIRCLE 130 FOR FURTHER DETAILS.

TDS900 FORTH COMPUTER

Build the TDS900 into products.
Programme it with a VDU and your forecasts become fact.



- Single board computer. 12K RAM 8K ROM (expandable)
- All C-MOS for low power
- Fig-FORTH high level language. Compiled and fast. On-board screen-editor, compiler and debug facilities.
- Easy connection with serial & parallel channels, A/D, D/A converters, triacs, printers, keyboards and displays.



Triangle Digital Services Limited

100a Wood Street, Walthamstow, London E17 3HX

Tel: 01-520 0442 Telex: 26284

Distributed by: Semiconductor Specialists (UK) Ltd

Tel: West Drayton (08954) 45522-46415

CIRCLE 114 FOR FURTHER DETAILS.

FIELD ELECTRIC LTD

3 SHENLEY RD. BOREHAMWOOD, HERTS.
TELEPHONE 01-953-6009

OFFICIAL ORDERS/OVERSEAS ENQUIRIES WELCOME
OPEN 6 DAYS A WEEK 9.00am/5.00pm THUR.9.00am/1.00pm

SPECIAL OFFER: 9" GREEN PHOS. 75Ω COMP. VIDEO MONITORS IN CASE 240V. HIGH RES. TESTED SIZE: 10"x9"/"x9"/" C/P: 5.50.	£36.00
POLYCOLD MODEL P75%. TEMP. RANGE -120°C/135°C 240VAC50HZ 6AMP SIZE 31"x17"x20"/"	£350.00+15%VAT
120X120X38M/M. 115VAC FANS NEW EX-EQUIP C/P: 50p.	£1.75
12-0-12V 80AMP. TRANSFORMER 250V PRIM. SIZE 6 1/2"x5 1/2" C/P: 5.00.	£16.95
REDMOND 12 V.D.C. 60WATT 3,000 RPM MOTORS SIZE 100x75M/M. C/P: 2.00.	£10.50
PARVALUX 230VAC 1.PH. CONT. RATING 6LBS/INS 62RPM. GEARED MOTORS SIZE: 150x78M/M. C/P: 2.25.	£14.95
PARVALUX 230VAC 1PH CONT. RATING 4LBS/INS 44 RPM GEARED MOTORS 150x78M/M. C/P: 2.25.	£15.95
PARALUX 24 V.D.C. SHUNT. HP. 7. 50 WATTS 35 LBS/INS 30 RPM TYPE S.D.I.S.S. C/P: 2.25.	£19.00
7. H.P. 1425 R.P.M. 230 VAC 1PH. CONT. RATING RESIL. MOUNT SIZE 180x140M/M. C/P: 4.00.	15.95
PRINTED ARMATURE D.C. SERVO MOTORS TYPE G16M4.14003 IN 2350 RPM 60 V.D.C. RATED 5.5A WEIGHT 7.5kg C/P: 3.00.	£10.00
TYPE G9M4A 24 V.D.C. 3700 RPM RATED 4.4 A WEIGHT 159kg POWER OUTPUT 63W. C/P: 3.00.	£10.00
QWERTY KEYBOARD 58 KEY. ASCII CODE. NEW IN PLAS. C/P: 2.00.	19.95
12 V.D.C. 100 WATT QUARTZ BULB'S. 30x10M/M. INC C/P.	2.00
OLTRONIX B32-20. 0-32 V.D.C. 0-20 AMP METERED POWER SUPPLY 230 V.A.C. INPUT C/P: 12.00.	£150.00
OLTRONIX B8-7. 0-10 V.D.C. 7.7AMP METERED POWER SUPPLY. 230VAC INPUT. C/P: 8.00.	£65.00
MARCONI 20MHZ O'SCOPE. TF2204 D TRACE	£195.00
ONE MONTH ONLY. PM47 GOULD 12 V.D.C. 3 AMP 230 VAC INPUT POWER SUPPLY LINEAR. C/P: 2.50.	£12.00
CLAUDE LYONS AUTO VOLTAGE STAB. C.V.R. 360 INPUT 204-252V O/PUT 240 - 0.3% 1.5 AMP C/P: 5.00.	£36.00
BERCOSTAT W WOUND 2.9 5 AMP REOSTAT. C/P: 5.00.	£1.95
100 M+S MINATURE SCREENED CABLE. BICC C/P: 1.00.	£6.00.
GOULD/FARNELL 12 V.D.C. 10AMP S.M.P.S.V. 250VAC INPUT. C/P: 2.75 160x105x90M/M.	£35.00
LIMITED STOCK 12" WHITE HIGH RES MONITOR 240VAC. TESTED. C/P: 6.00.	£12.95
TEKTRONIX INC. TYPE 568 O'SCOPE. C/W 3T2 PLUG IN RANDOM SAMPLING 352 SAMPLING UNIT/53 SAMPLING HEAD'S	£350.00

ALL PRICES INCLUDE VAT 15% UNLESS STATED.
PLEASE RING FOR C/P DETAILS NOT SHOWN.
WE ALSO BUY EQUIPMENT SURPLUS TO REQUIREMENT.
SEND LIST OR PHONE.

CIRCLE 33 FOR FURTHER DETAILS.

Multistandard terminal unit

Implementing a digital filter with a microprocessor leads to simple hardware for this programmable modem.

Recently I became interested in packet radio and soon realised that this mode of data communication would require a new tone standard, different to RTTY and simple ASCII, and that a new terminal unit (or modem) would be required. A consideration of the various tone standards soon showed that to obtain best performance for standard RTTY, Amtor and packet, both the tone standards and demodulator bandwidths must be changed to suit each case. The most common standards are summarised in Table 1. By using a minimum-configuration microcomputer and digital filtering implemented in software, the only alteration to cater for a new tone standard is program addition instead of a hardware change. Although the techniques described in this article are quite complicated it should be realised that because of its digital implementation this terminal unit is easily built and does not require any setting up.

Figure 1 shows the block diagram of a conventional analogue terminal unit which could be used to demodulate RTTY or Amtor signals. The tones from the receiver are split into two channels tuned to the two frequencies representing 0 and 1. The outputs of the two channel filters are rectified, low-pass filtered and then subtracted. The sign of the subtraction indicates which channel contains the largest power at that instant and hence the most likely correct state of the output. The filtering operation can therefore be split into three operations, the two channel filters and the post detection filter. The power spectral density for the new tone system (1275, 1445Hz) used for RTTY is shown in Fig. 2).

The channel filter bandwidth is determined by the transmission

rate, which in the case of 50 baud and F_c is equivalent to a 25Hz modulating frequency on an a.m. carrier of 1275Hz. The channel filter bandwidth for F_1 is from 1250 to 1300Hz and for F_h , 1420 to 1470Hz, this being the minimum channel bandwidth for minimum signal-to-noise ratio. After detection the bandwidth can be usefully reduced to F_m (25Hz) with a post-detection filter. In practice, the filter bandwidths are normally made slightly wider so that the tuning is not too critical, and to compensate the bandwidth shrinkage between the channel and post-detection filters.

Implementation of filters using digital techniques

Digital filtering is based on sampling a signal at regular intervals and then summing previous inputs and filter outputs multiplied by appropriate constants. In analogue filter design, the appropriate transfer function is obtained by starting with a low-pass prototype and then applying a bandpass transform to get a bandpass transfer function. The exact details involved in realising Z transforms are outside the scope of this article (for a detailed exposition see ref. 1), except to say that by applying a similar process the transform given in equation 1 can be obtained.

$$H(Z) = A \left(\frac{1 - Z^{-2}}{1 - CZ^{-1} + BZ^{-2}} \right) = \frac{g}{f} \quad (1)$$

where

$$A = \frac{1}{b+1}, B = \frac{b-1}{b+1}, C = \frac{2ab}{b+1} \quad (2)$$

and $b = \cot \pi T(F_2 - F_1)$,

$$a = \cos 2\pi F_0 T \quad (3)$$

T is the sampling period
 F_0 filter centre frequency
 F_1 lower 3dB point of filter
 F_2 upper 3dB point of filter
 A, B, C, a, b are constants based on F_0, F_1, F_2, T
 g digital representation of sampled filter output
 f digital representation of sampled filter input.

Equation 1 is the z transform for a digital bandpass filter and by rearranging this an expression in terms of previous inputs and outputs may be obtained as given by equation 4.

$$g = f_0 A - f_1 A Z^{-2} + C g_1 Z^{-1} - B g_2 Z^{-2} \quad (4)$$

The operator z^{-1} indicates a delay of one sample period, so $B g_2 z^{-2}$ means the filter output at the time before last multiplied by the con-

by J.D. Walker
 B.Sc.(Hons)
 G6FYU

Following a period of amateur radio interest in digital communications John Walker joined the electronics industry in 1979 and developed a number of microcomputer systems using the Z80, 6502 and 6800/6809 microprocessors for both industrial and hobby applications. John, who is 23, graduated last year from the University College of North Wales in electronic engineering and has been subsequently employed in the design and development of radar display equipment.

References

1. Digital filter design techniques, by J.T.R.S. Brady. *Wireless World* May 1983, p.76-8.
2. *Radio Communication* August 1982.

A wide variety of f.s.k. tone standards have become established for modems in use on radio circuits. The accompanying software supports the established standards listed here.

Table 1. Commonly used tone standards for radio data transfer

RTTY (45, 50, 75 Baud)	Mark (Hz)	Space (Hz)
Old tones (Hz)		
170 shift	1445	1275
425 shift	1700	1275
850 shift	2125	1275
New tones (Hz)		
170 shift	2125	2295
425 shift	2125	2550
850 shift	2125	2975
Amtor		
Tone standards as for RTTY except that the rate is 100 baud and the shift is always 170Hz.		
Ascii (300, 600, 1200, 2400 baud)		
Kansas computer standard, mark 2400 space 1200Hz. Other modem tone standards also exist		
Packet		
AX25 mark 2200Hz space 1200Hz. Data rate 300/1200 baud. AX25 is the approved packet standard for amateur radio applications of packet data system.		

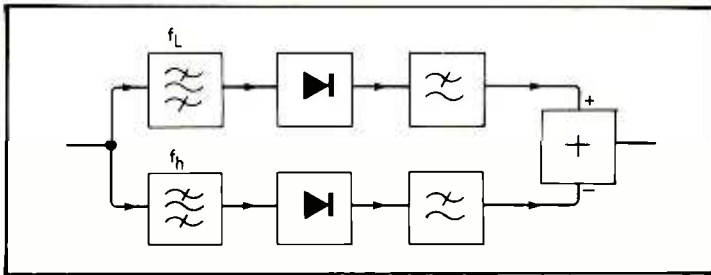


Fig. 1. Conventional configuration of a two-tone terminal unit depicted here can be entirely realised by mathematical operations performed on digital samples of the input signal.

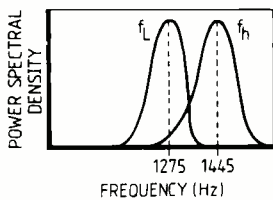


Fig. 2. Power spectral density of the new tones standard for 170Hz shift at 50 bits per second sending speed is accurately matched by the digital filter realisations achieved by the use of an inexpensive 8 bit microprocessor using 16 bit arithmetic.

stant B. An alternative method of expressing equation 3 is with a block diagram, shown in Fig. 4. From equation 3 it may be seen that by making the sampling frequency equal to four times the centre frequency that the constant 'a' becomes zero and this makes C zero, simplifying the filter arithmetic. Also in the case of a system with two channels, providing the bandwidths are the same, the input (or non-recursive) part is the same for both channels and this yields the configuration in Fig. 4, using a common input section for both filters. So that the sampling frequency is used for one channel and the general form for the other channel. This further reduces the arithmetic — essential if a simple microprocessor is to be used to implement the processing.

The ideal values of A, B, C for each tone standard may be calculated using equations 2 and 3, but in practice close exact fractional constants may be used instead. Although this tends to widen the

filters by a small amount, this is of no consequence. The effect of the actual values can be compared with the ideal values either by back-calculation of graphically. By substitution of equation 5 into equation 1, the transfer function in z terms is transformed into the frequency variable f which upon taking the modulus of the expression reveals and amplitude response of the filter, plotted in Fig. 5.

$$Z = e^{j2\pi FT}$$

$$= \cos 2\pi FT + j \sin 2\pi FT \quad (5)$$

The other filtering operation is the post-detection low-pass filtering and this can be expressed as equation 6

$$D = \sum_{i=0}^{n-1} F_{li} Z^{-i} - \sum_{i=0}^{n-1} F_{hi} Z^{-i} \quad (6)$$

where F_l and F_h are the rectified outputs of the high and low tone filters respectively and n is the number of channel filter samples during a signal element. In the case of 50 baud and 1445Hz the element time is 20ms and the sampling period 172μs, so n=116.

Equation 6 may be expressed as a single sum:

$$D = \sum_{i=0}^{n-1} (F_{li} - F_{hi}) Z^{-i} \quad (7)$$

This is also a geometric series which can therefore be expressed as

$$D = DZ^{-1} + (F_{lo} - F_{ho}) - (F_{ln} - F_{hn}) Z^{-n} \quad (8)$$

the final digital output being the sign of D. By applying equations 5 to 8 the response may be plotted in a similar way to the bandpass filters and this is shown in Fig. 6. It is interesting to note the rapid cut-off, as expected, and the sharp null at twice the 3dB frequency. This means that when working in the 50baud mode the unit will completely reject 100baud signals. The ripples in the stop-band are not important as these frequencies will have been previously attenuated by the channel filters.

Practical realisation of the terminal

The circuit consists of an analogue-to-digital converter and a small microcomputer based on the 68B09 microprocessor, Fig.

7. A 68B21 parallel interface is used to input the samples from the a-to-d converter and to output the demodulated data to the computer. Because the microprocessor can only execute one task at a time the three filtering operations must be executed in sequence as shown in Fig. 8. The need to complete all these operations before it is time to take the next sample means that careful programming must be used and to cater for some of the higher frequency tone standards the microprocessor must be clocked at 2.25MHz, about 12% faster than its rated maximum. However I found no problem at a clock rate of 2.25MHz (using a 9MHz crystal) using the standard 6809.

The filter operations are implemented using 16bit arithmetic because the filtering operations involve summing eight-bit numbers which inevitably results in greater than 8bit answers. This means that the terminal unit uses the full eightbits of the converter, enabling the unit to operate with input signals from a few millivolts to a couple of volts (peak). The need to use 16bit arithmetic makes the 68B09 an ideal microprocessor for this application because of its low cost compared to full 16bit microprocessors.

The modes of operation (different tone standards and rates) are determined by selecting the appropriate program in the eeprom. This could have been done with a switch on the front of the unit, but it was considered that in most cases a computer would be used with the unit and by using an RS232 interface (68B50), the mode could be directly controlled from the keyboard via a set of escape sequences. This is particularly attractive now that most computer programs used for RTTY also control the PTT line on the transceiver, so resulting in a system completely controllable from a keyboard. The digital terminal unit therefore interfaces with the transceiver and computer as shown in Fig. 9.

Because the unit is completely controlled by a control part, the unit also contains a front panel status display, shown in Fig. 10, which indicates the tone standard, data rate and output status currently in use. Figure 11 shows a suitable power supply for the digital terminal unit. In the case of f.s.k. signals careful turning of the receiver is necessary to demodulate the input signal. This can

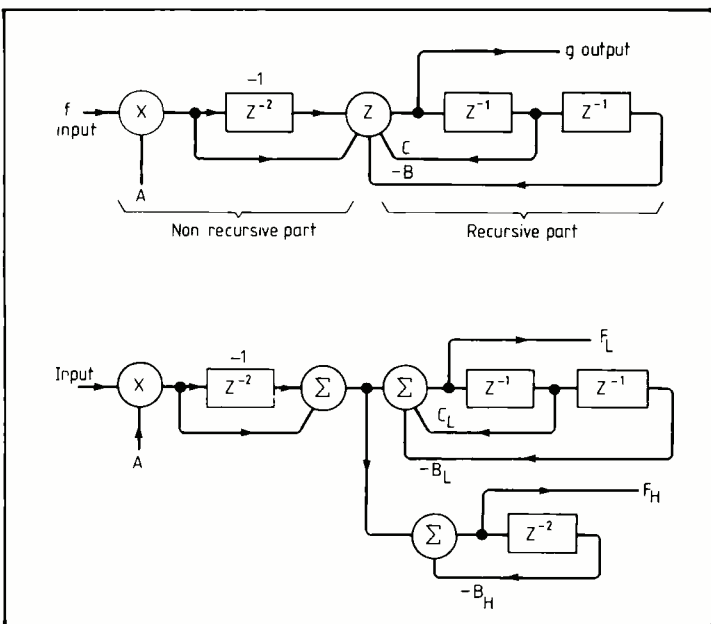


Fig. 3 & 4 General form of the mark and space filters is given, together with its practical realisation. Note that the non-recursive part is common to both mark and space channels which contributes to the economy of mathematical operations leading to an elegant solution of the filtering task.

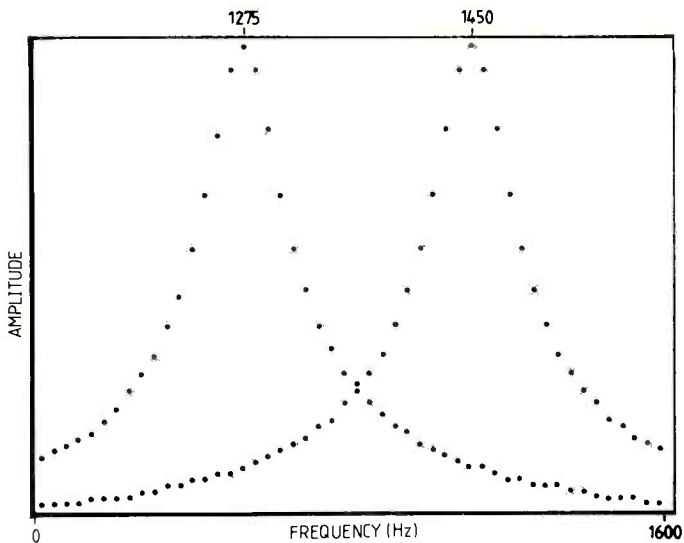


Fig. 5. Actual response of bandpass filters for 170Hz shift (50 bits per second) using the new tone standard as predicted by computer modelling.

be done either by ear, a Toni Tuna (tuning indicator described in reference 2) or via a tuning voltage available from the tones-out socket during receive. Clearly a vast number of tone combinations and data rates could be implemented, but in most cases

only a few of the combinations will be of use. The escape sequences given in Table 2 have therefore been allocated in the prototype although other combinations may be easily implemented if required when the eprom is programmed.

Because ESC 4 will demodulate any data rate less than 100baud the unit powers up in this mode, but in the case of marginal RTTY signals a further improvement can be obtained by selecting mode 3 (ESC 3). The AX25/Kansas mode selected by mode 7 being a high data-rate mode does not lend itself to the two-channel digital filter approach described because of the small number of cycles available per bit time. Although the terminal unit can be programmed to operate as a missing pulse detector, better performance can be obtained at higher rates by using the microprocessor to measure the time between zero crossings. This is achieved by using the a-to-d converter as a limiter sampling the input at 10µs intervals. The time between transitions being used to decide if the output should be high or low. Because of the modular programming techniques used a section for 850Hz, 50baud using digital filtering could easily be added by simply adding an extra section to the program with the appropriate constants in the filter algorithm.

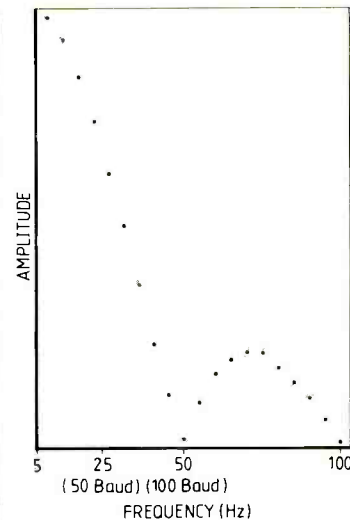
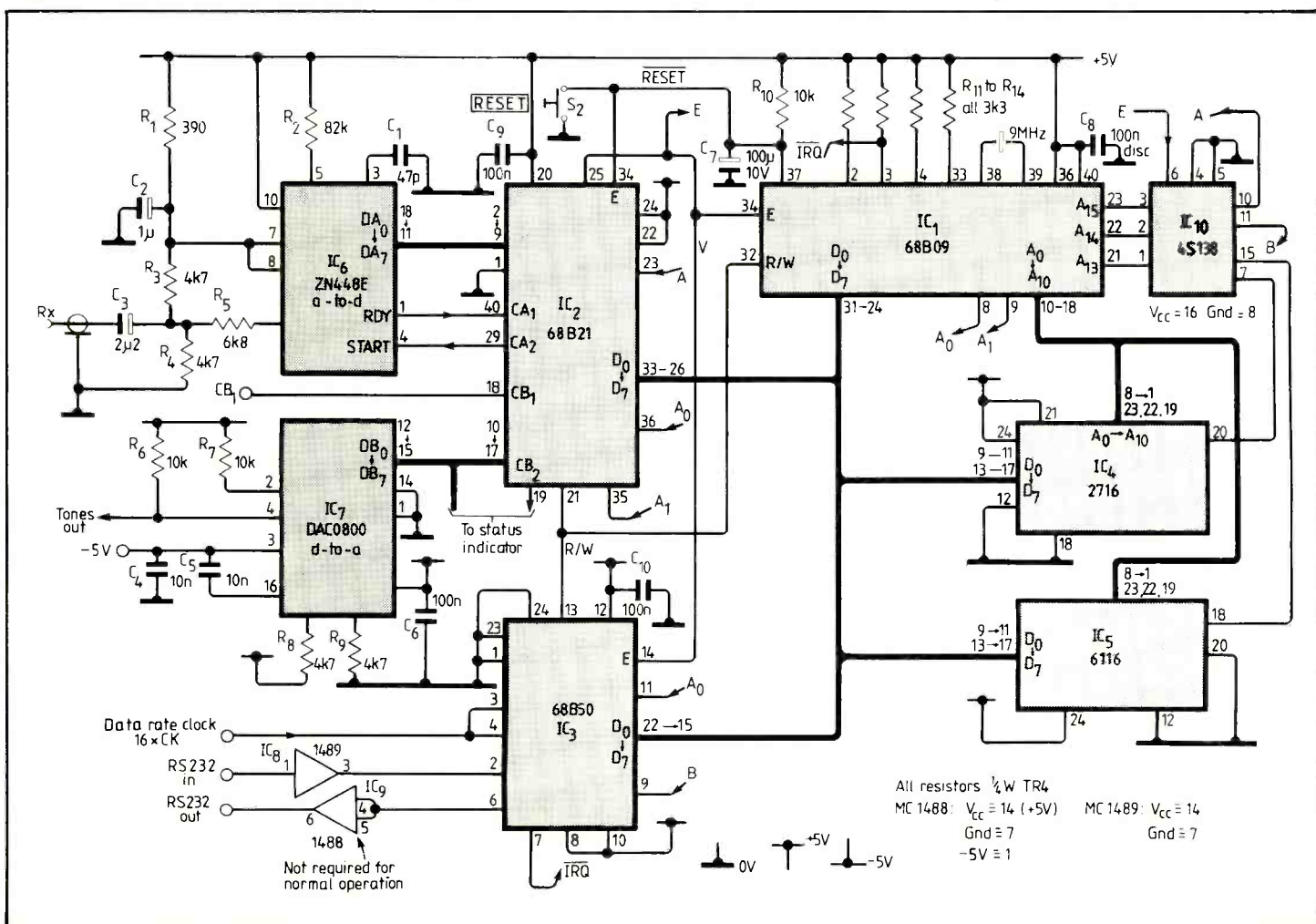


Fig. 6. In addition to the digital realisation of the channel filters, further post-detector filtering tailored to the bit rate is also provided.

Fig. 7. Circuit of the minimum-configuration microcomputer used to perform the digital processing operations. The design uses readily available low-cost components throughout.



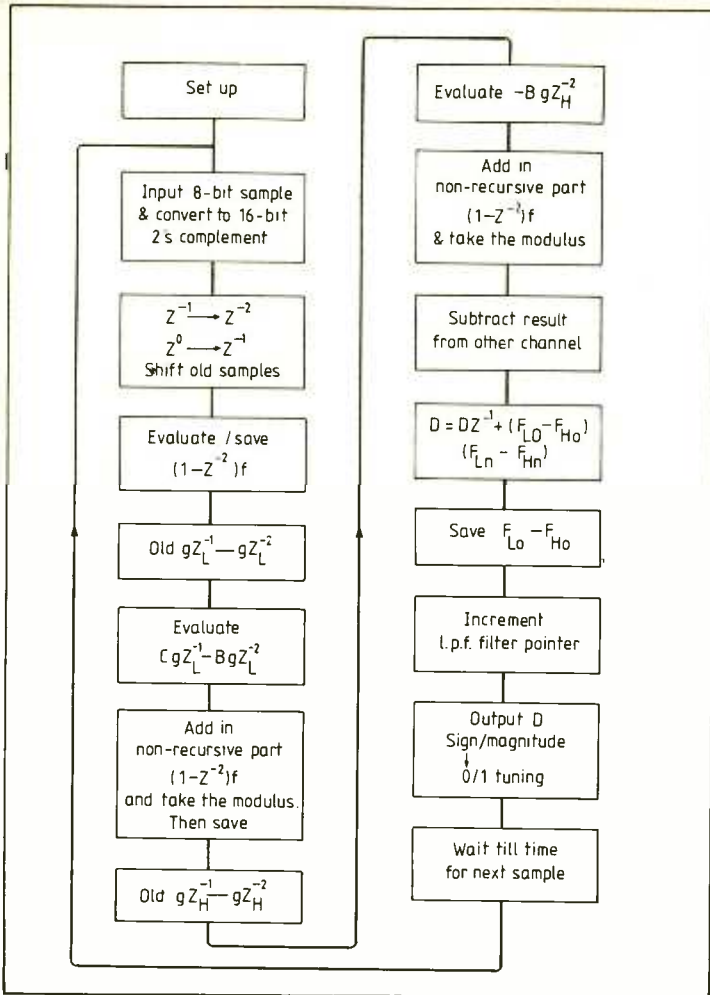


Fig. 8. Flowchart of the program used in the digital terminal unit showing how both channel filter response are determined from the same input data samples. The mark and space component energies are compared and the resulting differences subjected to a final filtering operation.

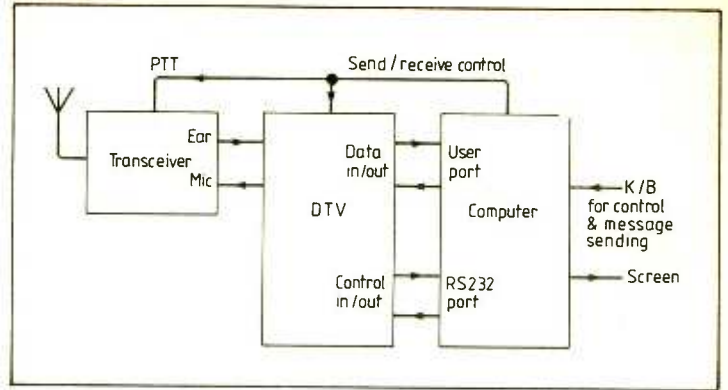


Fig. 9. How the d.t.u. interfaces with two transceiver and computer.

Table 2. Escape sequences used to control the d.t.u. via its RS232 port.

Sequence	Mode	Use
ESC1	170Hz shift new bones 50B	Amateur RTTY
ESC2	425Hz Shift new bones 50B	Commercial RTTY
ESC3	170Hz Shift old bones 50B	FSK position on new rigs
ESC4	170Hz Shift old bones 100	AMTOR & 75B RTTY
ESC5	Set normal	Resets normal mode to ESC6
ESC6	Set invert	Caters for inverted signals
ESC7	AX25/Kansas up to 1200	Caters for new ASC11 modes.

DTU performance

After connecting the unit as in Fig. 9 and loading a suitable RTTY program into the computer, the digital terminal unit is used in a similar way to any other TU except that to change the mode of operation the appropriate escape sequences as shown in

Fig. 9 must be sent to the DTU via the control port from the computer.

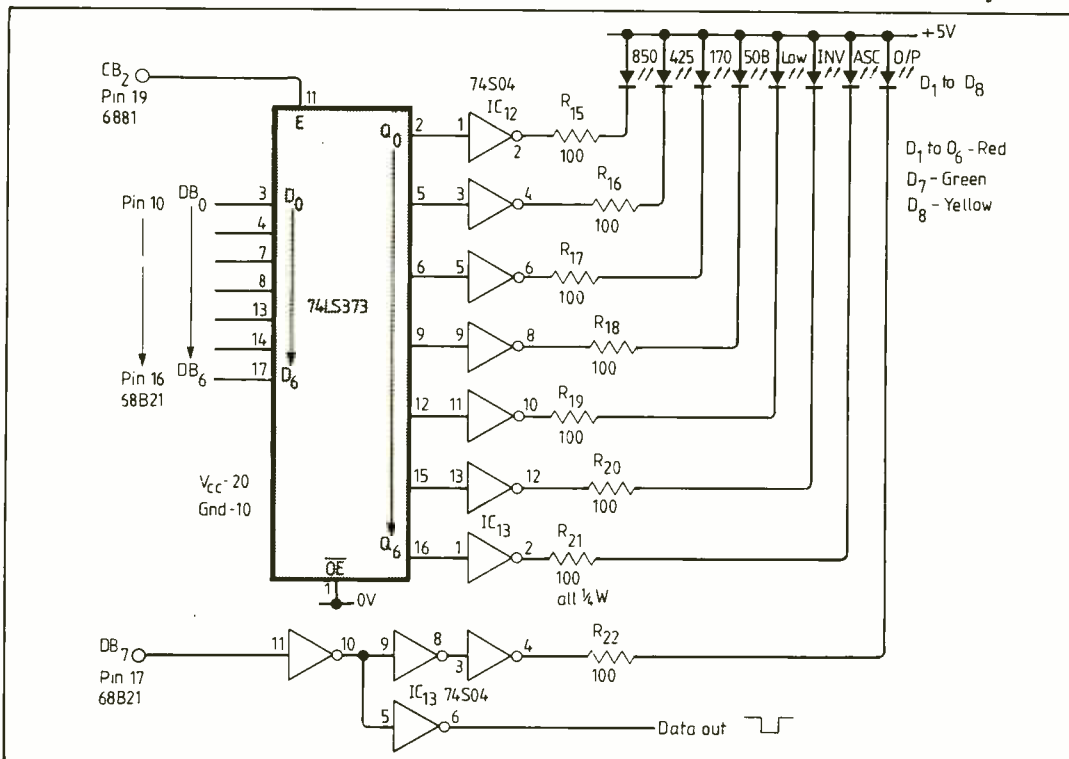
The performance has been found to be about 10 dB better than the ST-6 TU and the reasons are believed to be twofold: the channel bandwidths have been optimized together with the post-detection filter for the best s/n ratio, difficult to achieve with analogue components, and (2) the unit does not use a limiter. The DTU has also proved to be very effective in decoding both Kansas (2400/1200Hz) and Bell 202 (2200/1200Hz) tones at up to 1200baud and it therefore ideal for use with packet radio.

Although not described or implemented in the eeprom the circuit given can also generate the tones required for transmission using a suitable sine table and digital-to-analogue converter. Finally, at a cost of £80-100 the unit clearly provides performance far beyond any other device for the price and is easily updated to cater for new tone standards which may become established in the future.

Eeproms programmed for the escape sequences of Table 2 are available for £10 from the author, at 82A Grosvenor Road, Epsom Downs, Surrey.


In a subsequent article John Walker will discuss the basis of the Z transforms used for the bandpass and low-pass filters, together with the use of the digital terminal unit in other data applications.

Fig. 10. Circuit of the status indicator board used to display the tone standard currently in use.







AVO multimeters embody decades of experience to meet virtually every electrical/electronic servicing requirement. From the analogue Model 8 mk 6 and the hand-held 1000 and 1001, to the digital 2000 Series, it's easy to see why AVO multimeters are world famous, for decades of reliable and accurate performance.



Standard choice for industry.
Standard choice for value.

Taylor instruments represent outstanding value for money, with a range of digital instruments built to our uncompromising standards to meet BS requirements and spanning a complete range of usage. From the compact, probe-style volt-ohm meter to the 3½ digit TD23, you'll find the Taylor range lives up to our reputation for simplicity and performance.

The choice of instruments are ours. The choice of them is yours. Contact us today for further detailed information.



THORN EMI Instruments Limited,
 Archcliffe Road, Dover, Kent CT17 9EN
 Telephone: 0304 202620. Telex: 96283

CIRCLE 125 FOR FURTHER DETAILS.

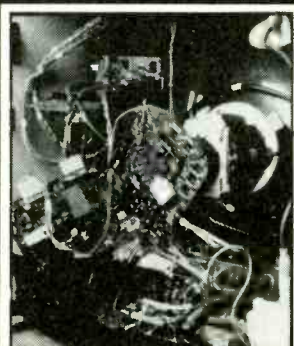
Test with total confidence

GET TUNED TO TELEVISION

The technology of television won't stand still: satellites, videotext systems, cable, video, equipment interfacing... Follow developments month by month in this unique magazine. Each issue includes in-depth servicing articles on TVs and VCRs. Other regular features include test reports, also vintage and DX TV. The magazine for all those interested in the technology of domestic TV and video.

TELEVISION

SERVICING PROJECTS VIDEO DEVELOPMENTS



Inside the October issue Out now

- * Field timebase circuit survey
- * TV line selector unit
- * Philips G11 fault-finding chart

TELEVISION

ALL-TIME CP/M MICROCOMPUTER SYSTEM BARGAIN!

Fantastic bulk purchase of a major European manufacturer's entire stock of this top-quality machine enables us to retail it at far below its manufacturing cost. **ALL FEATURES LISTED are INCLUDED as STANDARD:**

- COMPLETE with EITHER single or double (as illustrated) TEAC half-height 5¼" double-sided, double-density floppy disc drives. Formatted capacity: 320Kb per drive.
- 4 MHz Z80A CPU
- 64Kb RAM (in 4164 chips)
- 28Kb EPROM containing monitor & MICROSOFT BASIC
- CP/M Version 2.2
- 80 x 24 display with colour block-mode graphics
- Exceptionally high quality styled keyboard with numeric keypad & 6 function keys
- Centronics parallel interface
- RS232/V24 serial interface selectable 300-9600 Baud
- UHF Modulator for TV & composite video output
- ROM port. (A Word-Processor ROM is available at extra cost)
- 6 month full guarantee



PRICES (monitor not included):
 With DUAL floppy: £347.00 (£399.05 incl. VAT)
 With SINGLE floppy: £250.00 (£287.50 incl. VAT)
 Carriage: £9.50 (incl. VAT) Visa & Access accepted

Available ONLY from: **COMPUTER APPRECIATION**, 111 Northgate, Canterbury, Kent CT1 1BH. (0227) 470512
MATMOS Ltd., 1 Church Street, Cuckfield, W. Sussex RH17 5JZ. (0444) 414484 454377 (0444) 73830


PLEASE NOTE: from 5th September Computer Appreciation's new address is 111 Northgate, Canterbury, Kent. Tel; (0227) 470512.



CIRCLE 135 FOR FURTHER DETAILS.

Toroidal Transformers

as manufacturers we are able to offer a range of quality Toroidal Transformers at highly competitive prices and fast delivery.



Mail Order Price List

15VA 6.92. 30VA 7.18. 50VA 8.86. 80VA 9.92. 120VA 10.59. 160VA 12.10. 22VA 13.69.
 300VA 14.77. 500VA 19.20. 625VA 22.09. 750VA 26.17. 1KVA 42.22. 1.2KVA 46.79.
 1.5KVA 52.06. 2KVA 68.95. price includes p+p & vat.
 Available from stock in the following voltages:—6-0-6,9-0-9,12-0-12,15-0-15,
 18-0-18,22-0-22. 25-0-25, 30-0-30,35-0-35,40-0-40,45-0-45,50-0-
 50,110,220,240(max.10 amp). Primary 240 volt.

Quantity Prices and delivery on request

(we also manufacture conventional E1 type transformers)



Airlink Transformers.

Unit 6, The Maltings, Station Road,
 Sawbridgeworth, Herts. Tel: 0279-724425.

CIRCLE 10 FOR FURTHER DETAILS.

IN VIEW OF THE EXTREMELY RAPID CHANGE TAKING PLACE IN THE ELECTRONICS INDUSTRY, LARGE QUANTITIES OF COMPONENTS BECOME REDUNDANT. WE ARE CASH PURCHASERS OF SUCH MATERIALS AND WOULD APPRECIATE A TELEPHONE CALL OR A LIST IF AVAILABLE. WE PAY TOP PRICES AND COLLECT.

R. Henson Ltd.

21 Lodge Lane, N. Finchley, London, N.12. 5 mins. from Tally Ho corner

Telephone 01 445 2713/0749

CIRCLE 91 FOR FURTHER DETAILS.

The tale of the long-tail pair — part 2

by John Lidgley

Further applications ranging from analogue logarithm and exponential circuits, multipliers and dividers to fast logic gates.

High-precision, wide dynamic-range, analogue amplifiers rely on the use of linear resistive components to define accurately the negative feedback around a high-gain open-loop amplifier. With this classical feedback-amplifier configuration, the exact gain and linearity of the open-loop amplifier is of little importance, provided the open-loop gain is much higher than the closed-loop gain. The net gain of the closed-loop amplifier is just about equal to the inverse transfer function of the negative-feedback network. Clearly, precise, wide dynamic-range, closed-loop, linear gain is only achieved if the feedback network exhibits precise wide dynamic-range linearity. Fortunately, resistors are remarkably linear and a simple resistive attenuator, together with a high open-loop op-amp, are all that is required to achieve a very good linear amplifier.

Logarithmic and exponential circuits

To produce an exponential (anti-log) or a logarithmic analogue amplifier, the feedback circuit must be formed from a circuit element that exhibits the inverse relationship. As for the linear amplifier, the quality of the net performance is critically dependent upon the accuracy of the exponential or logarithmic current-to-voltage characteristic used in the feedback path.

Logarithmic circuits. First let us consider developing an analogue logarithmic converter. Clearly, since the log of zero is minus infinity we can only be talking about positive (unipolar) inputs. The circuit shown in Fig. 1 is a simple log-converter which uses a bipolar transistor (b.j.t.) in the feedback path. Collector current is equal to V_{IN}/R_1 and the output of OA_1 will be negative.

Using the well known exponential relation between base-emitter voltage and collector current we can obtain an expression for the output voltage V_o ,

$$V_o = V_{EB} = -V_T \log_e (I_c/I_s)$$

$$V_o = -V_T \log_e (V_{IN}Z/I_sR)$$

The b.j.t. yields a better exponential voltage-to-current relationship than a simple diode, due mainly to that fact that a b.j.t. behaves as a very short diode, there being essentially no minority carriers at the edge of the collector-base junction. It is an advantage that the collector-to-base potential is held to zero by the action of negative feedback, in that no base-width modulation effects occur. However, recalling the problems identified

in the last article about the strong temperature dependence of the b.j.t. parameter I_s , the circuit is not particularly good in practice.

A modified version based on the long-tail pair structure is shown in Fig. 2. The output is essentially proportional to the difference in the two transistor base to emitter potentials, which is not dependent upon I_s , provided that the two b.j.t.s are very well matched and at the same temperature (i.e. $T_1 \equiv T_2$).

Though the circuit is rather unusual in its topology, both OA_1 and OA_2 are provided with negative feedback, so that both inverting inputs are effectively held at zero potential and hence,

$$I_1 = V_{IN}/R_1 \quad 1$$

$$I_2 = V_{REF}/R_2$$

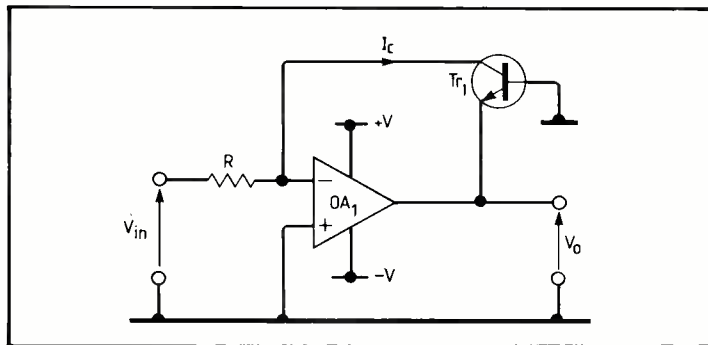


Fig. 1. Simple logarithmic circuit.

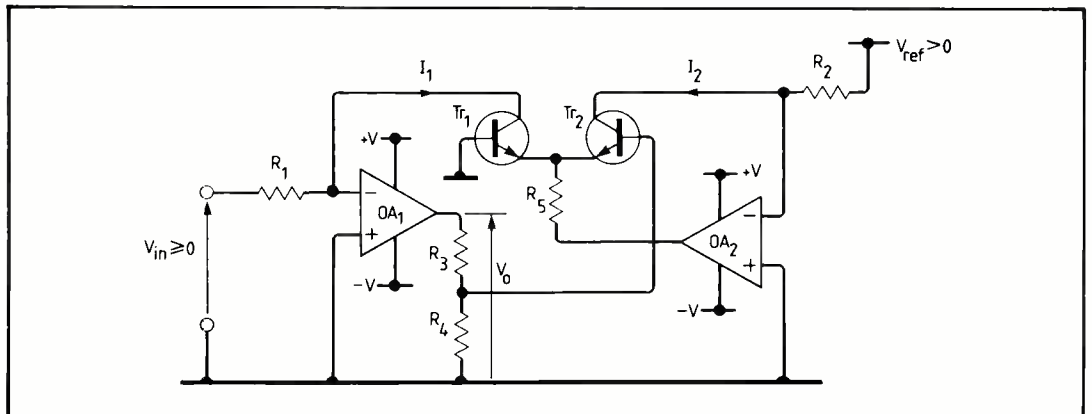
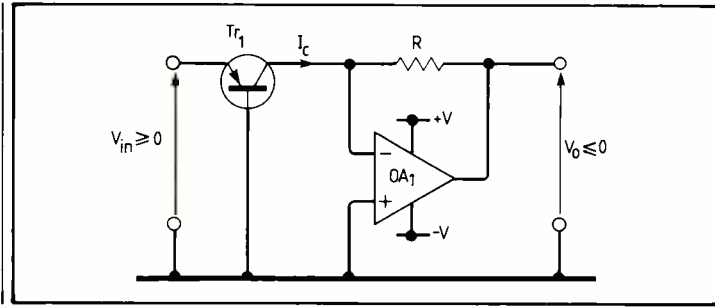


Fig. 2. High-quality logarithmic circuit.

LONG-TAIL PAIR

Fig. 3. Simple antilog. circuit.



ance in terms of temperature stability and non-dependence upon the particular characteristic of the b.j.t.s used.

However, K_1 is temperature dependent, as V_T is directly proportional to absolute temperature. This dependence can be removed if R_3 is much larger than R_4 and R_4 is chosen to have the same temperature coefficient as V_T . Since the natural logarithm is related to the base-10 logarithm simply by the multiplier 2.3026, this can easily be catered for in the design choice of K_1 to produce an output sensibly related to the base-10 log of the input signal. Suppose, for example, the circuit is operated at room temperature, giving $V_T = 25$ mV, and we choose $R_1 = 100$ k $\Omega = R_2$ and $V_{REF} = 1$ volt; then with $(R_3 + R_4)/R_4 = 17.372$, the expression for output voltage reduces to

$$V_o = \log_{10} V_{IN}$$

where V_o and V_{IN} are both expressed in volts. The choice of K_1 and K_2 is determined by the scaling required on the signal and the value against which the input is being normalised.

Referring back to equation 3 the circuit can be used to obtain \log_{10} of the ratio of two positive voltages if V_{REF} is replaced by a second positive input. This is a particularly useful in several applications, such as an analogue automatic transfer function plotter.

So far, R_5 has not featured in the analysis. The purpose of R_5 is merely to provide some current limit in case excessive current is drawn through Tr_1 , Tr_2 and OA_2 . If OA_2 is current-limited internally and the transistors can separately handle this peak current, then R_5 may be replaced with a direct link.

Exponential circuits. To achieve the opposite transfer function to the circuit of Fig. 1, namely an exponential circuit, the resistor and b.j.t. are swapped over as shown in Fig. 3. A p-n-p transistor is required for positive inputs, the output being given by the equation

$$V_o = -I_c \cdot R = -I_s \cdot R e^{V_{in}/V_T}$$

Again, as was the case for Fig. 1, the circuit has practical limitations due to the temperature dependence of I_s . Adopting a similar approach, a long-tail pair is employed as shown in Fig. 4 to achieve a superior exponential circuit.

Fig. 4. High-quality exponential circuit.

Resistors R_3 and R_4 are chosen so that the base current into Tr_2 does not load the potential dividing action of these resistors on the output of OA_1 and hence the base to emitter potential of Tr_2 , V_{BE2} , is

$$= \frac{R_4}{(R_3 + R_4)} \cdot V_o = V_{BE2} - V_{BE1}$$

As shown in the first article, since $T_1 \cong T_2$, then

$$V_{BE2} - V_{BE1} = V_T \log_e (I_2/I_1) \quad 2$$

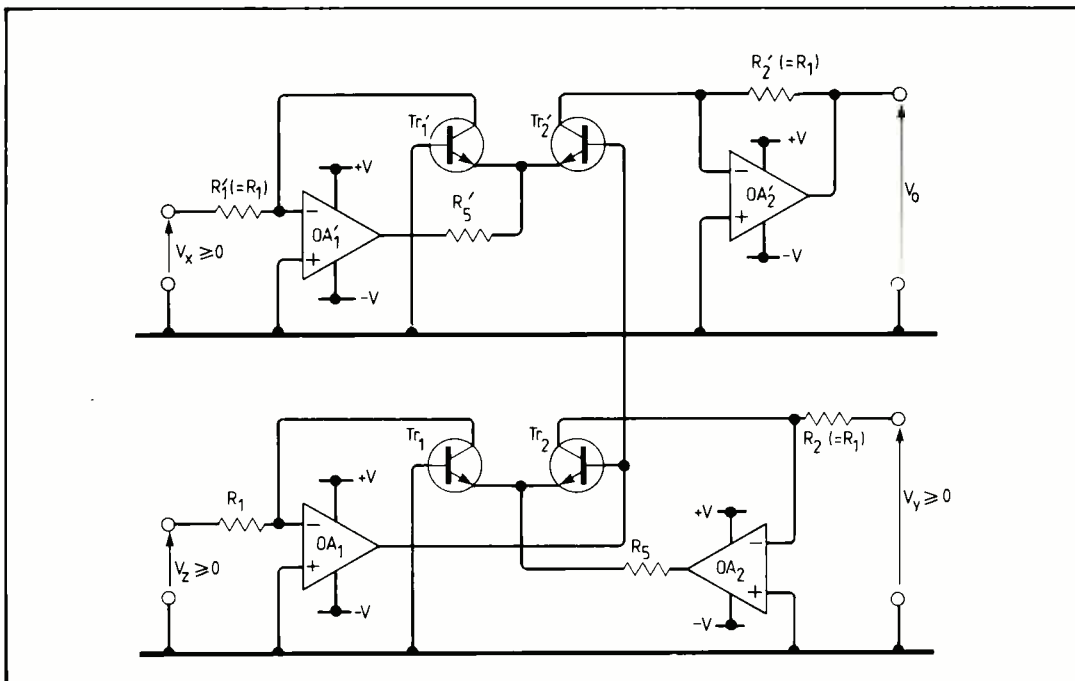
and so combining equations 1 and 2 we get the expression

$$V_o = K_1 \log_e (V_{IN}/K_2) \quad 3$$

where $K_1 = -V_T (R_3 + R_4) / R_4$ and $K_2 = V_{REF} \cdot R_1/R_2$.

In comparison with the circuit of Fig. 1 there is no I_s dependence in the output voltage expression, since this has been cancelled due to the output being directly proportional to the difference in base-to-emitter potentials of the two transistors. This represents a vast improvement of perform-

Fig. 5. High-quality single-quadrant multiplier/divider.



Following a similar analysis to that for a log-circuit of Fig. 2, the output expression obtained is

$$V_o = K_4 \cdot e^{K_3 \cdot V_{in}} \quad 4$$

where $K_3 = R_4 / V_T (R_3 + R_4)$ and $K_4 = V_{REF} \cdot R_2 / R_1$

Having employed the well matched long-tail pair configuration, the I_s parameter is absent in the final expression. As for the circuit of Fig. 2, the R_4 potential divider is chosen so that the input is simply divided down, the base current demand from Tr_2 being a negligible load. Resistor R_5 acts in the same current limiting role as R_5 in the previous circuit. The only remaining temperature-dependent parameter V_T in K_3 may be effectively removed by compensation with a potential divider R_3, R_4 which exhibits the same temperature coefficient.

Multipliers and dividers using log and antilog circuits

Multipliers and dividers are classified in terms of the number of quadrants over which they operate. For example, if the circuit will only operate with inputs of the same sign, both positive or both negative, the circuit is referred to as single-quadrant. A multiplier/divider circuit capable of operating with bipolar inputs is referred to as a four-quadrant multiplier/divider.

Single-quadrant multiplier divider. Having established relatively simple and accurate log. and anti-log. circuits described earlier, it is quite plausible to assemble a multiplier simply using two log. circuits of the type shown in Fig. 2, together with a conventional summing amplifier, the output of which is then fed to an exponential circuit such as that shown in Fig. 3. Mathematically, we are adopting the following strategy for obtaining the product of two input voltages: input 1 is V_1 ; input 2 is V_2 then $V_o = V_1 \cdot V_2 = \exp(\log_e V_1 + \log_e V_2)$.

Clearly, a divider is created if we subtract $\log_e V_1$ from $\log_e (V_2)$ using a differencing circuit. Although quite feasible, such a multiplier is complex, using in total seven op-amps and three well matched transistor pairs. A very elegant solution can be achieved more directly using the circuit of Fig. 5.

A careful inspection of the circuit reveals that it is the combination of the high-quality log. and exponential circuits described

earlier with the potential dividers R_3, R_4 and R_3, R_4 removed. Using the analysis developed for the output of the log. circuit, namely equation 3, the expression for V_{B2} is

$$\begin{aligned} V_{B2} &= V_{B2} \\ &= -V_T \log_e (V_Z/V_Y) \\ &= -V_T \log_e (V_Y/V_Z) \end{aligned}$$

Since V_{B2} is the effective input to an exponential circuit with V_x replacing the potential, V_{REF} , then the output of the entire circuit is obtained by modifying equation 4 slightly, that is

$$V_o = V_x e^{V_{B2}/V_T}$$

Substituting for V_{B2} we obtain the final expression

$$V_o = V_x \cdot V_y / V_z$$

It is important to note that the temperature of both pairs of b.j.t.s should be identical and, as before, the transistor pairs should be very well matched. These requirements are relatively easily met if the four transistors are all on the same chip. Also, it should be stressed that the circuit is only single-quadrant. In practice should the product of two inputs be required, then V_z should be chosen appropriately as a fixed d.c. reference, providing a useful scaling factor. Alternatively, if the ratio of two inputs are required, then either V_x or V_y should be a fixed d.c. reference, this reference providing a scaling factor to the ratio of the two inputs.

Converting to a four-quadrant multiplier. It is possible to use a single-quadrant multiplier together with some additional circuitry to create a full four-quadrant multiplier. Two precision full-wave rectifiers are needed to process the two inputs, so that the circuit of Fig. 5 only "sees" positive voltages and then the output is effectively

$$V_o = |V_1| \cdot |V_2| / V_{REF}$$

where the inputs are V_1, V_2 and V_z has been replaced by a d.c. reference, V_{REF} . In addition, some logic is needed to provide the sign-bit information. This could be done simply by testing the input signs using the sort of circuit shown in Fig. 6.

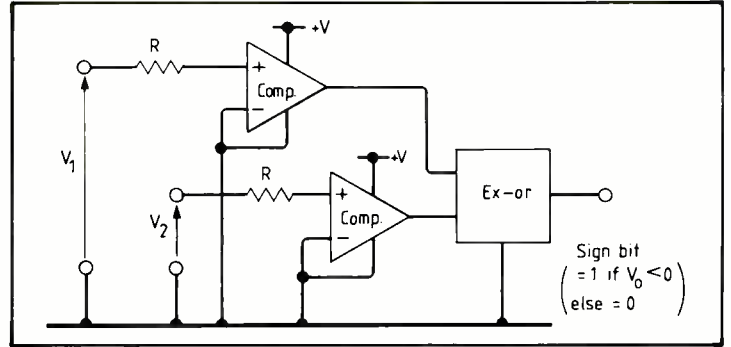


Fig. 6. Sign-information circuit.

Linear differential transconductance amplifier

The transconductance (current output — voltage input) performance of the long-tail pair was investigated in my first article and it was shown that the circuit was linear over a range of about $\pm 25mV$ or so (see Fig. 2 of the September 1985 article). The simplest way of increasing the linear range and increasing the input impedance is to add emitter resistance as shown in Fig. 7. Two matched long-tail current sinks are used in preference to one since such a structure can be realised on a single chip with two pin-outs provided to allow the emitter coupling resistor, R , to be inserted by the designer.

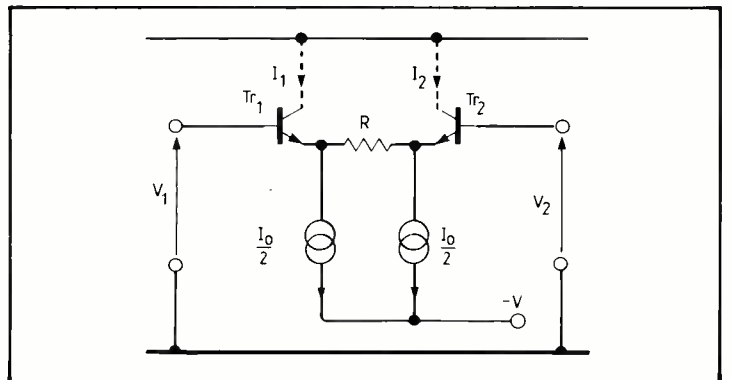
Calling the differential input voltage V_{IN} and neglecting base currents compared with collector currents, then we can solve Kirchhoff's voltage law for V_{IN} as

$$\begin{aligned} V_{in} &= V_1 - V_2 = V_{BE1} - V_{BE2} \\ &\quad + (I_1 - I_o/2) R \\ V_{in} &= V_T \log_e (I_1 / (I_o - I_1)) + \\ &\quad (I_1 - I_o/2) R \end{aligned}$$

Normalizing this equation we obtain the following expressions relating V_{IN} to I_1 and I_2 .

$$\begin{aligned} V_{IN}/V_T &= \log_e ((I_1/I_o)/(1 - (I_1/I_o))) \\ &\quad + ((I_1/I_o) - 1/2) I_o R/V_T \quad 5a \\ I_2/I_o &= 1 - (I_1/I_o) \quad 5b \end{aligned}$$

Fig. 7. Linearized long-tail pair.



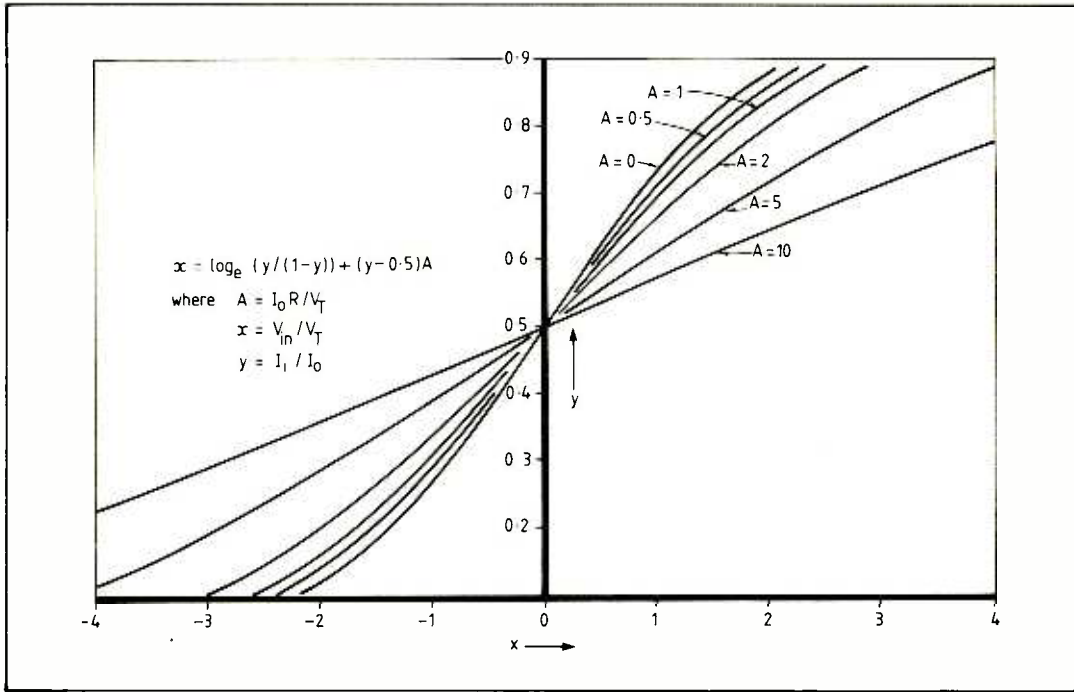


Fig. 8. Linearized long-tail pair transfer characteristic.

Equation 5a cannot be turned into a straightforward transfer function equation, so the best way of visualising the equation is to plot $y = I_1/I_0$ against $x = V_{IN}/V_T$. Figure 8 shows the plot for different values of $A = I_0 R/V_T$. Notice $A = 0$ corresponds to $R = 0$ and the transfer current of Fig. 8 is identical to that of Fig. 2 in the first article of this series. As R is increased so the total transconductance becomes less but more linear. This is to be expected, since the effect of increasing R is to increase the negative feedback to the circuit with the usual result of stabilising and hence linearizing the transconductance at the expense of a loss of closed-loop gain. If we are operating the stage with a limited input and a high A value then equation 5a reduces to

$$V_{IN} = (I_1/I_0 - 1/2) \cdot R \cdot I_0$$

or $I_1/I_0 = 1/2 + V_{IN}/(R \cdot I_0)$
 and $I_2/I_0 = 1/2 - V_{IN}/(R \cdot I_0)$

The differential output conductance is now linearly related to the differential input voltage by

$$(I_1 - I_2) / I_0 = 2 V_{IN} / (R \cdot I_0)$$

and the differential transconductance is therefore

$$g_{md} = 2/R$$

and the differential input impedance, R_{IN} , is approximately

$$R_{IN} \approx \beta \cdot R$$

where β is the small-signal cur-

rent gain of Tr_1 and Tr_2 .

The final expressions are really quite simple in form, but it is necessary to look at the detailed behaviour in order to assess the maximum differential input voltage that may be applied to keep the maximum non-linearity within specified bounds. It is left to the reader to look closely at equation 5a to establish the limits for a particular application.

Monolithic four-quadrant multipliers

An elegant wide dynamic range four-quadrant multiplier is shown in Fig. 9. The monolithic circuit uses four interconnected long-tail pairs, two of which operate in a non-linear mode. In practice, the two diodes would be transistors connected as diodes with the collector shorted to the base terminal in each.

The circuit is relatively easy to analyse, as each section has already been examined earlier. To simplify the analysis I shall assume that the β of each transistor is high enough for the collector currents to be negligibly different from the emitter currents and also I shall assume that all the b.j.t.s, including the diode-connected transistors D_1 and D_2 , are well matched and at the same temperature.

The emitter resistors R_x and R_y provide linear conversion to the input voltages to the differential currents I_x and I_y shown on the circuit diagram.

$$I_x = V_x/R_x \tag{6a}$$

$$I_y = V_y/R_y \tag{6b}$$

Referring to the last section above, the condition needed here is

$$R_x \gg V_T/I_1 \text{ and } R_y \gg V_T/I_2$$

The resistor R_1 is in the circuit merely to ensure that the base bias potentials on the Tr_5/Tr_6 and Tr_7/Tr_8 are sufficient to keep these transistors in the forward active region.

Now potential V_1 shown in Fig. 9 is

$$V_1 = V_{D2} - V_{D1} = V_T \log_e \frac{(I_1 - I_x)/(I_1 + I_x)}{(I_1 + I_x)/(I_1 - I_x)} \tag{7}$$

This potential now drives the two non-linear (ordinary) long-tail pairs Tr_5/Tr_6 and Tr_7/Tr_8 .

In the first article in this series the characteristic of the long-tail pair was established and, in terms of the present circuit, the collector currents I_5 to I_8 can be written simply as

$$I_5 = I_3 / (1 + e^{-V_1/V_T})$$

$$I_6 = I_3 / (1 + e^{+V_1/V_T})$$

$$I_7 = I_4 / (1 + e^{+V_1/V_T})$$

$$I_8 = I_4 / (1 + e^{-V_1/V_T})$$

with the substitution from 7 for V_1 equation simplifies to

$$\left. \begin{aligned} I_5 &= I_3 (I_1 - I_x) / 2I_1 \\ I_6 &= I_3 (I_1 + I_x) / 2I_1 \\ I_7 &= I_4 (I_1 + I_x) / 2I_1 \\ I_8 &= I_4 (I_1 - I_x) / 2I_1 \end{aligned} \right\} \tag{8}$$

The differential output voltage is

$$V_o = R_2 ((I_6 + I_8) - (I_5 + I_7))$$

and substituting from equations 7 and 8, then

$$V_o = R_2 (I_3 \cdot I_x - I_4 \cdot I_x) / I_1$$

Since $I_3 = I_2 + I_y$ and $I_4 = I_2 - I_y$ then $V_o = 2R_2 (I_x \cdot I_y) / I_1$ and using equations 6 we obtain the final expression that

$$V_o = K_m \cdot V_x \cdot V_y$$

where K_m is the multiplier's scaling factor and is given by $K_m = 2R_2 / (R_x \cdot R_y \cdot I_1)$. Generally K_m is chosen to be 0.1 for convenience and compatibility with other

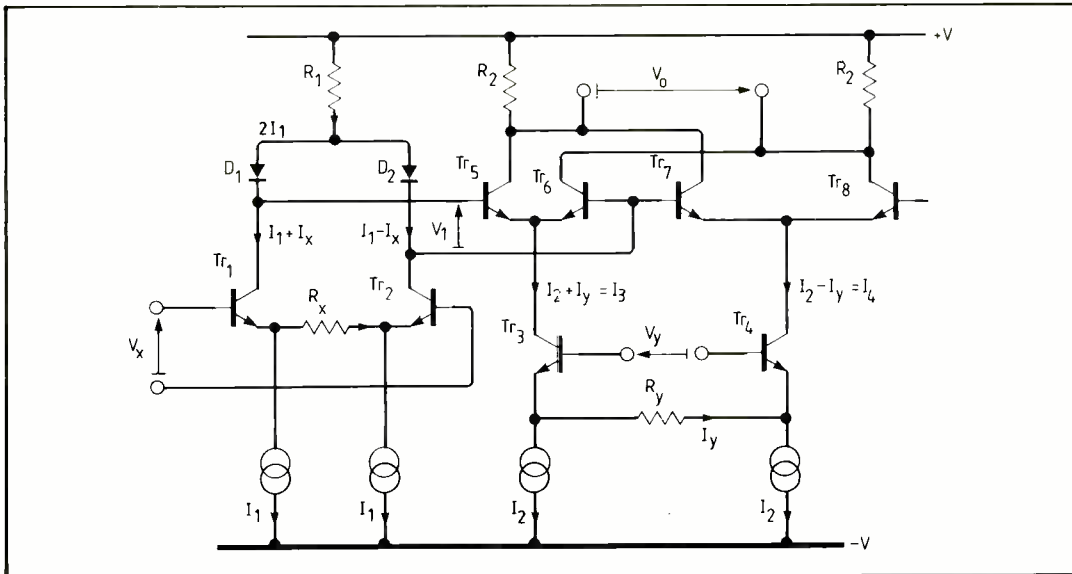


Fig. 9. Monolithic four-quadrant multiplier.

types of multiplier. Should a single-ended output voltage be required, then the circuit can be modified by adding a differential amplifier to the output terminals of Fig. 9.

The four-quadrant multiplier described here is an excellent example of the ingenious use of the accurate exponential relationship between emitter-base voltage and collector current of b.j.t.s and the close matching and thermal tracking that can be achieved in a single chip circuit.

Emitter-coupled logic

So far, the long-tail pair applications discussed have been for analogue signal processing. Even in digital electronics the long-tail pair has some special features. The basic emitter-coupled logic gate is a simple long-tail pair used with a single-ended input, a typical circuit of which is shown in Fig. 10. The long-tail is resistive rather than an active current-sink to ensure high speed switching.

A single common-emitter can be used as a logic switch. Turning "on" the b.j.t. results in a forward bias on collector-base junction which results in a high minority carrier population in the base region. To change state from "on" to "off" is relatively slow as the base region minority carriers must be removed before the collector current can be reduced to 'zero'. The e.c.l. gate is extremely fast primarily because the "on" state is associated with current saturation due to the long-tail current sink limit on the collector current; neither b.j.t. ever entering forward bias V_{CB} type saturation. A typical propagation delay is 2ns for one e.c.l. gate.

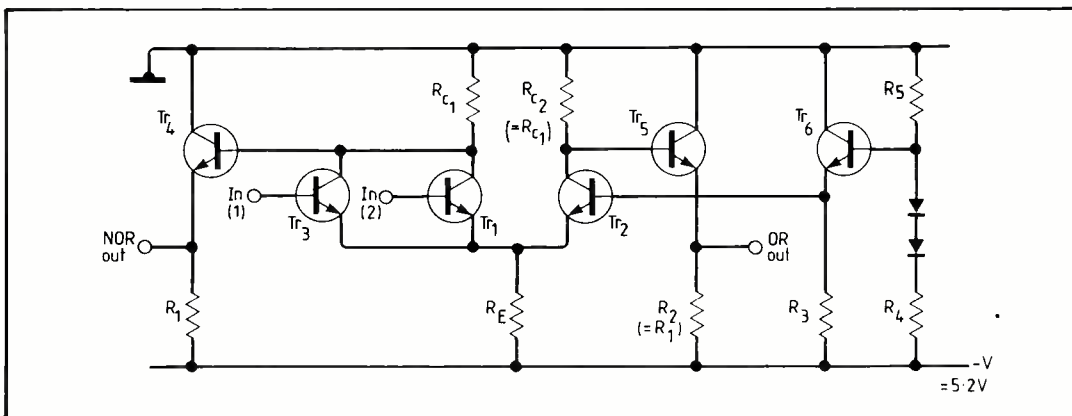
The penalty associated with this very rapid performance is a high power dissipation per gate which represents a fundamental limitation on the number of gates per unit chip area. A further disadvantage of e.c. logic is the poor noise margin, typically 50mV. This is offset somewhat by the fact that since the power supply current demand is almost constant, power supply spike due to Ldi/dt effects on changing state are much less of a problem with e.c.l. than other b.j.t. based logic. E.c.l. does have a place in

specialized, high-speed applications.

Tail-piece

The long-tail pair is a very powerful circuit element with a wide range of applications. Some of the applications are dependent upon the precise exponential I-V characteristic of the b.j.t. and some are dependent on the use of a matched differential-pair configuration with a current-sink bias. I have only discussed b.j.t. long-tail pair circuits in these two articles but clearly fets may also be used in the same configuration though the log/antilog and full four-quadrant multiplier circuits will only work with b.j.t.s.

Fig. 10. E.c.l. logic gate.



Creative Animation and Graphics on the BBC Micro by Mike James: Collins, 212 pages, soft covers, £7.95, ISBN 0 00 383007 1. Covers animation, sprites, two-dimensional technical graphics (though not graphs and charts), three-dimensional graphics and painting. Examples are in BBC Basic. Many useful tips.

Colour and Mono Television: volume 2, display tubes, timebases, synchronising and power supply circuits, by K.J. Bohlman. Dickson Price Publishers Ltd., 235 pages, soft covers, £8.95, ISBN 0 85380 155 X. Textbook for tv receiver technicians. Many of the circuit examples relate to older sets, perhaps inevitably: there is little enough to see inside the latest ones. For those who collect spellings of 'Schmitt' (as in trigger), there is a novel one here. Schmitt. Volume 1 deals with the tuner, i.f., video and audio stages; volume 3, to follow, will describe colour decoders and digital circuitry.

The Commodore 64 Roms Revealed by Nick Hampshire with Richard Franklin and Carl Graham: Collins, 215 pages, £8.95, ISBN 0 00 383087 X. The bulk of the book consists of a reconstructed source-code listing of the Commodore roms, with extensive explanatory notes. Other chapters describe memory usage and list main entry points. Essential for the serious programmer.

Commodore 64 Wargaming by Owen Bishop and Audrey Bishop: Collins, 252 pages, soft covers, £8.95, ISBN 0 00 383010 1. Programming techniques and listings for war games in a variety of settings from ancient times to the distant future, and how to adapt and extend them.

CP/M Techniques by Ken Barbier: Prentice-Hall International, 224 pages, soft covers, £19.35, ISBN 0 13 187857 3 (PBK). For the programmer with some knowledge of assembly language. Covers programming techniques, i/o, tricks with discs (both floppy and hard) and customizing your Bios. Good clear explanations.

Fault Tolerant Hardware Design by Parag K. Lala: Prentice-Hall International, 263 pages, hard covers, £24.95, ISBN 0 13 308248 2. Chapters cover basic concepts of reliability, types of faults in digital circuits and how to model them, test generation, fault-tolerant design of l.s.i. and v.l.s.i. chips, self-checking and fail-safe logic and design for testability.

B. BAMBER ELECTRONICS

RADIOTELEPHONE EQUIPMENT

Pye Base Station Type F30 AM High Band & Low Band	£220
Pye Base Station Type F401 AM High Band	£350
Pye Base Station Type F401 AM High Band	£550
Pye Reporter Type MF6 AM High Band & Low Band	£90
Pye Europa Type MF5M High Band	£90
Pye Olympic Type M201 AM High Band	£65
Pye Motofone Type MF5AM High Band & Low Band	£45
Pye Westminster Type W15AM High Band & Low Band	£50
Pye M294 FM High Band	£200
Pye Base Station Type F9U UHF	£90
Pye Base Station Type F9AM High Band	£90
Pye Base Station Type F17FM High Band	£250
Pye Base Station Type F412 UHF	£200
ITT Base Station Type 30LRU43A UHF	£150
Pye Pockettone Type PF2FM High Band & Low Band	£80
Pye Pockettone Type PF2AM High Band & Low Band	£80
Pye Pockettone Type PF2UB UHF	£80
Pye Pockettone Type PF5 UHF	£40
Pye Pockettone Type PF8 UHF	£80
Pye Pockettone Type PF9 UHF	£80
Pye Mains Power Unit Type AC15	£25
Pye Mains Power Unit Type AC200	£120
Pye Power Amp Type A200 High Band	£50
Pye Controllers Type PC1	£85
Pye Controllers Type M81	£195
Pye Westminster Type W30 AM High Band & Low Band	£25
Pye Westminster Type LW15 FM High Band	£40
Pye Base Station Type F30FM Mid Band	£200
Pye Europa Type MF5FM Mid Band	£60

PLEASE NOTE all sets are sold less crystals, mikes, speakers, power leads, etc. unless otherwise stated.
CARRIAGE on RT equipment — Mobbles £2.00 each. Base Stations £15.00 each. Red Star available at cost.

Pye F450 UHF Base Station Receiver, Crystallized Controlled, Single Channel, Mains Operated. Ideal for Monitoring your local UHF Repeater. Supplied Complete with Circuits etc. £15 plus £5 p.p. plus VAT

LOGIC ANALYSERS

Hluxe Model 3010A Programmable PCB Logic Tester	£1,500
Hluxe Model 3020A Programmable PCB Logic Tester	£2,500

Tektronix Storage Oscilloscope Type 564	£250
Tektronix Oscilloscope Type 567 c/w 3576 & 3777 Plug-ins	£450
Tektronix Oscilloscope Type 661 c/w 453 Plug-in	£180
Tektronix Oscilloscope Type 595 c/w Type 86 Plug-in	£120
Tektronix Oscilloscope Type 454 150MHz	£675
Tektronix Oscilloscope Type 515A	£100
S E Labs Oscilloscope Type SM 111 Dual Trace 18 MHz	£180
Dyanmico Oscilloscope Type 07100	£290
Teilequipment Oscilloscope Type 551	£75
Teilequipment Oscilloscope Type 543	£85
Tektronix Time Mark Generator Type 180A	£90
Marconi Valve Voltmeter Type TF 10418	£40
Marconi Power Meter Type TF 893A	£50
Marconi RF Attenuator Type TF 1073A	£25
Marconi RF Power Meter Type TF 1020A	£65
Marconi Universal Bridge Type 868B	£90
Marconi Universal Bridge Type 868A	£60
Marconi Delay Generator Type TF 1415	£60
Marconi Signal Generator Type TF 801D/8S 10mHz to 485 mHz	£90
Marconi Signal Generator Type TF 144H/4 10 kHz to 72mHz	£90
Marconi AM/FM Signal Generator Type TF 995A/5 1.5 mHz to 220 mHz	£120
Marconi AM/FM Signal Generator Type TF 995B/5 200 kHz to 220 mHz	£220
Marconi Signal Generator Type TF 1064B 68 to 108 118 to 185 & 450 to 470 mHz	£100
Marconi UHF Signal Generator Type TF 1060/2 450 mHz to 1200 mHz	£60
Marconi FM Signal Generator Type TF 1066B/1 10mHz to 470 mHz	£325
Marconi Deviation Meter Type TF 791D	£100
Rohde & Schwarz Power Signal Generator Type BN 41001 0.1 to 30 mHz	£150
Rohde & Schwarz Standard Signal Generator Type BN 41409 4 to 300 mHz AM/FM	£150
Rohde & Schwarz UHF Signal Generator Type BN 41022 300 to 1000 mHz	£150
Rohde & Schwarz Decade Signal Generator Type BN 41104 0.3 mHz to 500 mHz	£850
Rohde & Schwarz T V Demodulator Type BN 46453 170 mHz to 220 mHz	£150
Marconi RC Oscillator Type TF 1101 20 Hz to 200 kHz	£65
Marconi 1% Universal Bridge Type TF1313	£220
Hewlett Packard DC Power Unit Type 6268B 0 to 40volt 4 30 amp	£300
Hewlett Packard Sweep Oscillator Type 8690B with 2 to 4 GHz Plug-in also available square plug-ins for above 1-2 GHz, 4-8 GHz & 8-12 GHz	£1,200
Hewlett Packard SHF Signal Generator Model 620A 7 to 11 GHz	£300 each
EEL 245 Microwave Generator 2.45 GHz 20 to 100 W output	£220
	£150

Arttech UHF Filter Duplexer, 3 Cavity Type, Model M450-3A/14	£25
Hewlett Packard Thermal Printer Type 5150A	£65
Hewlett Packard Power Unit 5 volt 48 amp Type 62005E	£30
Hewlett Packard Power Unit 5 volt 48 amp Type 62605L	£85
Electronic Instruments Twenty Million Megohmmeter Model 29A	£95
Multicore Model S Solderability Test Machine Mark 2	£150
Tektronix Transistor Curve Tracer Type 575	£95
Avo Meters Model 7	£40
Avo Meters Model 8	£80
General Radio VHF Oscillator Type 1363 56-500MHz	£50
Wayne Kerr A.F. Signal Generator 10 Hz-120 KHz	£40
General Radio Audio Oscillator Type 1311A 50 Hz-10KHz	£50
Airmec Oscillator Type 858 30KHz-30MHz	£65
EH Pulse Generator Model 139L B	£45
Solartron Pulse Generator Model GO 1101	£25
Airmec Oscillator Type 304A 50 KHz-100MHz	£85
Airmec Modulation Meter Type 409	£90
Airmec Modulation Meter Type 210A	£40
Ad-Yu Precision Phase Meter Type 405H	£85
Brueel & Kjaer Microphone Amplifier Type 2604	£50
Dawe Vibration Meter Type 632A	£40
Dawe Vibration Meter Type 1433A	£55
Ferroglyph Series 7 Mono Tape Recorders	£100
60 amp Alternator & Generator Noise Filters	£1
Tektronix Oscilloscope Probes	£10
Mullard Varicap Tuners Type ELC2003 Ex Brand New Equip	£3.50
Pye Cambridge/Vanguard 18 Way Control Leads	£4
BNC Plugs 75 ohm	£50p
Circulators 590-720 Mhz 'N' sockets	£25
Transistors Type 2N3055 Brand New	4 for £1
Transformers 30 volt 1 amp	£1
Transformers 36 volt 1.5 amp	£1
10.7 Mhz SSB Xtal Filters (2.4 KHz Bandwidth) Low imp. type Carrier and unwanted sideband rejection min -40db (needs 10.69835 & 10.70165 ktals for USB/LSB not supplied) Size approx 2in x 1in x 1in	£10

"DIGITALKER"

Speech Synthesiser Unit Based on The National Semiconductors "Digitalker" System Chip Set. The Unit is Mains Powered and Included are a 700 Hz and 200 Hz Filter, Power Amp., Loudspeaker and NASBUS/RS232C Interface Circuitry. £20 Plus £2 p.p. Plus VAT
Speech Synthesiser Cards less "Digitalker" Chips £3 Plus £1 p.p. Plus VAT

PYE POCKETPHONE PF1 UHF RECEIVER

440-470 MHz, Single Channel, int. speaker and aerial. Supplied complete with rechargeable battery and service manual, £6 each plus £1 p.p. plus V.A.T.

BREAKING TEK 545A SCOPES FOR SPARES

CRT type T543 P2 £18 each. Mains Transformers T601 £15.
High Voltage Transformer T801 with valves £25. Also Switches, Knobs, Fans, Capacitors and Metalwork.

RADIOSONDE RS21 METEOROLOGICAL BALLOON TRANSMITTER

with Water Activated Battery, contains all-weather sensors, fully solid state, £5 each plus £1 p.p. plus V.A.T.

P. & P. or Carriage and V.A.T. at 15% on total must be added to all orders.

Callers very welcome, strictly between 9 a.m. and 1 p.m. and 2 and 5 p.m. Monday to Friday inc.

Barclaycard and Access taken
Official orders welcome ww29



5 STATION ROAD, LITTLEPORT, CAMBS CB6 1QE
PHONE: ELY (0353) 860185



CIRCLE 88 FOR FURTHER DETAILS.

CRICKLEWOOD ELECTRONICS LTD



It's no secret...

...that there is a real difference at Cricklewood Electronics. That's why you should never be without the FREE CRICKLEWOOD ELECTRONICS COMPONENTS CATALOGUE, for sheer variety, competitive prices and service from the U.K.'s number one 100% component shop. No gimmicks, no gadgets or computers, just components, millions of them, all easily available by mail order, calling or credit card telephone orders. Just pick up the phone (or a pen) to get your FREE copy now (no SAE required). You have nothing to lose.

CRICKLEWOOD ELECTRONICS LIMITED

40 Cricklewood Broadway, London NW2 3ET

Tel: 01-450 0995/01-452 0161

Telex: 91 4977



CIRCLE 9 FOR FURTHER DETAILS.

Happy Memories

Part type	1 off	25-99	100 up
4116 200ns	1.25	1.15	1.10
4164 150ns Not Texas	.99	.89	.84
4256 150ns	3.65	3.35	3.10
2114 200ns Low Power	1.75	1.60	1.55
6116 150ns	1.99	1.80	1.65
6264 150ns Low power	5.00	4.45	4.00
2716 450ns 5 volt	3.85	3.45	3.30
2732 450ns Intel type	4.75	4.25	4.10
2532 450ns Texas type	3.85	3.45	3.30
2764 300ns Suit BBC	2.95	2.65	2.50
27128 300ns Suit BBC	3.95	3.55	3.35
27256 250ns	7.55	6.95	6.50

Low profile IC sockets: Pins 8 14 16 18 20 24 28 40
Pence 12 13 14 16 18 24 27 38

Available now — The ROAM BOARD for the BBC Micro. Reads Roms via a Low Insertion Force Socket and saves their contents as files, then reloads a file into its sideways Ram as required. Full details on request.

74LS series TTL, wide stocks at low prices with DIY discounts starting at a mix of just 25 pieces. Write or 'phone for list.

Please add 50p post & packing to orders under £15 and VAT to total.

Access orders by 'phone or mail welcome.

Non-Military Government & Educational orders welcome., £15 minimum.

HAPPY MEMORIES (WW),
Newchurch, Kington,
Herefordshire HR5 3QR.
Tel: (054 422) 618

CIRCLE 41 FOR FURTHER DETAILS.

LANGREX SUPPLIES LTD

RST Climax House, Fallsbrook Rd., Streatham, London SW16 6ED RST

Tel: 01-677 2424 Telex: 946708

SEMICONDUCTORS

AA119 0.10	ASY27 0.90	BC177 0.15	BD137 0.30	BF259 0.30	KSI100A 0.49	OC23 10.00	R2008B 1.95	IN4002 0.04	2N2220 0.22	2N2905 0.10
AA330 0.17	ASZ15 2.20	BC178 0.28	BD138 0.30	BF336 0.30	KSI340 0.75	OC24 3.00	R2009 2.25	IN4003 0.04	2N2221 0.22	2N2906 0.10
AA333 0.18	ASZ16 2.00	BC179 0.15	BD140 0.30	BF338 0.30	MJE370 0.73	OC25 1.75	R2101H 2.00	IN4004 0.04	2N2222 0.20	2N4058 0.12
AAZ13 0.30	ASZ17 1.60	BC182 0.11	BD141 0.30	BF339 0.30	MJE371 0.05	OC26 1.50	TC44 0.48	IN4005 0.04	2N2223 0.70	2N4059 0.20
AAZ15 0.30	ASZ20 4.50	BC183 0.09	BD181 0.75	BF528 2.50	MJE520 0.73	OC28 5.50	TIC226D 1.20	IN4006 0.04	2N2368 0.23	2N4060 0.12
AAZ17 0.30	ASZ21 4.75	BC184 0.11	BD183 0.75	BF561 0.30	MJE2955 2.25	OC29 4.40	TIP209 0.29	IN4007 0.05	2N2484 0.25	2N4061 0.12
AC107 0.55	AYU10 3.50	BC212 0.11	BD237 0.35	BF598 0.30	MJE3055 2.00	OC36 4.00	TIP29A 0.35	IN4009 0.06	2N2484 0.25	2N4124 0.13
AC125 0.35	BA145 0.13	BC213 0.11	BD238 0.35	BF610 1.04	MPE102 0.85	OC41 1.20	TIP30A 0.36	IN5400 0.10	2N2904 0.30	2N4126 0.13
AC126 0.35	BA148 0.06	BC214 0.11	BDX10 0.91	BF611 0.11	MPF103 0.55	OC42 1.50	TIP32A 0.25	IN5401 0.11	2N2904A 0.30	2N4284 0.15
AC127 0.40	BA154 0.06	BC237 0.09	BDY10 2.40	BF612 0.28	MPF105 0.55	OC43 1.25	TIP33A 0.53	IS44 0.04	2N2905 0.30	2N4288 0.15
AC128 0.35	BA155 0.11	BC238 0.09	BDY20 1.50	BF613 0.28	MPSA56 0.17	OC45 0.85	TIP34A 0.60	IS920 0.19	2N2906 0.22	2N4400 0.12
AC141 0.35	BA156 0.06	BC301 0.36	BDY60 1.50	BF614 0.28	MPSA56 0.17	OC71 0.65	TIP42A 0.48	IS921 0.12	2N2907 0.22	2N4401 0.12
AC142 0.40	BAW62 0.05	BC307 0.09	BF115 0.40	BF615 0.28	MPSU01 1.11	OC72 2.20	TIP42A 0.48	TIP2955 0.60	2G202 1.20	2N4402 0.12
AC143 0.45	BAW16 0.06	BC308 0.09	BF152 0.19	BF616 0.35	MPSU06 1.33	OC73 1.45	TIP305 0.60	2G306 1.50	2N2926 0.22	2N4407 0.12
AC176 0.35	BC107 0.16	BC327 0.12	BF154 0.17	BF617 0.30	MPSU06 1.33	OC74 1.40	ZS140 0.25	2N404 0.50	2N3053 0.30	2N4458 0.40
AC187 0.35	BC108 0.16	BC328 0.12	BF159 0.20	BF618 0.28	NKT401 4.00	OC76 1.60	ZS170 0.21	2N699 1.50	2N3054 0.55	2N4549 0.40
AC188 0.35	BC109 0.16	BC337 0.12	BF160 0.20	BF619 0.15	NKT404 3.50	OC77 2.75	ZS178 0.54	2N699 1.50	2N3440 0.60	2S019 25.00
ACV17 2.25	BC113 0.12	BC338 0.12	BF166 0.35	BF620 0.27	NKT404 3.50	OC81 0.90	ZS271 0.23	2N705 2.58	2N3441 0.75	2S024 35.00
ACV18 0.55	BC114 0.12	BCV30 3.75	BF167 0.30	BF621 0.27	OA5 1.75	OC82 1.20	ZS278 0.57	2N705 2.58	2N3442 1.00	2S025 35.00
ACY19 1.80	BC115 0.12	HCY31 3.75	BF168 0.30	BF622 0.30	OA7 1.50	OC83 1.40	ZS278 0.57	2N705 2.58	2N3443 1.00	2S026 40.00
ACY20 1.50	BC116 0.19	HCY32 3.75	BF177 0.30	BF623 0.30	OA10 0.55	OC84 1.40	ZS278 0.57	2N705 2.58	2N3444 1.00	2S027 40.00
ACY21 1.55	BC117 0.24	HCY33 2.50	BF178 0.30	BF624 0.30	OA10 0.55	OC85 1.40	ZS278 0.57	2N705 2.58	2N3445 1.00	2S028 40.00
ACY22 1.55	BC118 0.30	HCY34 2.50	BF179 0.30	BF625 0.30	OA10 0.55	OC86 1.40	ZS278 0.57	2N705 2.58	2N3446 1.00	2S029 40.00
AD149 1.00	BC125 0.25	HCY39 3.60	BF180 0.30	BF626 0.30	OA10 0.55	OC87 1.40	ZS278 0.57	2N705 2.58	2N3447 1.00	2S030 40.00
AD161 0.50	BC126 0.25	HCY40 3.60	BF181 0.25	BF627 0.30	OA10 0.55	OC88 1.40	ZS278 0.57	2N705 2.58	2N3448 1.00	2S031 40.00
AD162 0.60	BC127 0.25	HCY41 3.60	BF182 0.25	BF628 0.30	OA10 0.55	OC89 1.40	ZS278 0.57	2N705 2.58	2N3449 1.00	2S032 40.00
ADZ11 12.50	BC136 0.18	HCY43 0.45	BF183 0.30	BF629 0.30	OA10 0.55	OC90 1.40	ZS278 0.57	2N705 2.58	2N3450 1.00	2S033 40.00
ADZ12 12.50	BC137 0.22	HCY44 0.45	BF184 0.30	BF630 0.30	OA10 0.55	OC91 1.40	ZS278 0.57	2N705 2.58	2N3451 1.00	2S034 40.00
AF106 0.60	BC147 0.12	HCY70 0.21	BF185 0.30	BF631 0.30	OA10 0.55	OC92 1.40	ZS278 0.57	2N705 2.58	2N3452 1.00	2S035 40.00
AF114 3.50	BC148 0.12	HCY71 0.21	BF186 0.30	BF632 0.30	OA10 0.55	OC93 1.40	ZS278 0.57	2N705 2.58	2N3453 1.00	2S036 40.00
AF115 3.50	BC149 0.12	HCY72 0.21	BF187 0.30	BF633 0.30	OA10 0.55	OC94 1.40	ZS278 0.57	2N705 2.58	2N3454 1.00	2S037 40.00
AF116 3.50	BC150 0.12	HCY73 0.21	BF188 0.30	BF634 0.30	OA10 0.55	OC95 1.40	ZS278 0.57	2N705 2.58	2N3455 1.00	2S038 40.00
AF117 4.00	BC151 0.13	HCY74 0.21	BF189 0.30	BF635 0.30	OA10 0.55	OC96 1.40	ZS278 0.57	2N705 2.58	2N3456 1.00	2S039 40.00
AF139 0.55	BC152 0.13	HCY75 0.21	BF190 0.30	BF636 0.30	OA10 0.55	OC97 1.40	ZS278 0.57	2N705 2.58	2N3457 1.00	2S040 40.00
AF186 0.75	BC167 0.10	HCY123 2.30	BF191 0.15	BF637 0.30	OA10 0.55	OC98 1.40	ZS278 0.57	2N705 2.58	2N3458 1.00	2S041 40.00
AF239 0.65	BC170 0.09	HCY124 2.30	BF192 0.15	BF638 0.30	OA10 0.55	OC99 1.40	ZS278 0.57	2N705 2.58	2N3459 1.00	2S042 40.00
AFZ11 4.00	BC171 0.11	HCY125 2.30	BF193 0.15	BF639 0.30	OA10 0.55	OC100 1.40	ZS278 0.57	2N705 2.58	2N3460 1.00	2S043 40.00
AT12 0.10	BC172 0.09	HCY126 2.30	BF194 0.15	BF640 0.30	OA10 0.55	OC101 1.40	ZS278 0.57	2N705 2.58	2N3461 1.00	2S044 40.00
ASY26 1.40	BC173 0.09	HCY127 2.30	BF195 0.15	BF641 0.30	OA10 0.55	OC102 1.40	ZS278 0.57	2N705 2.58	2N3462 1.00	2S045 40.00

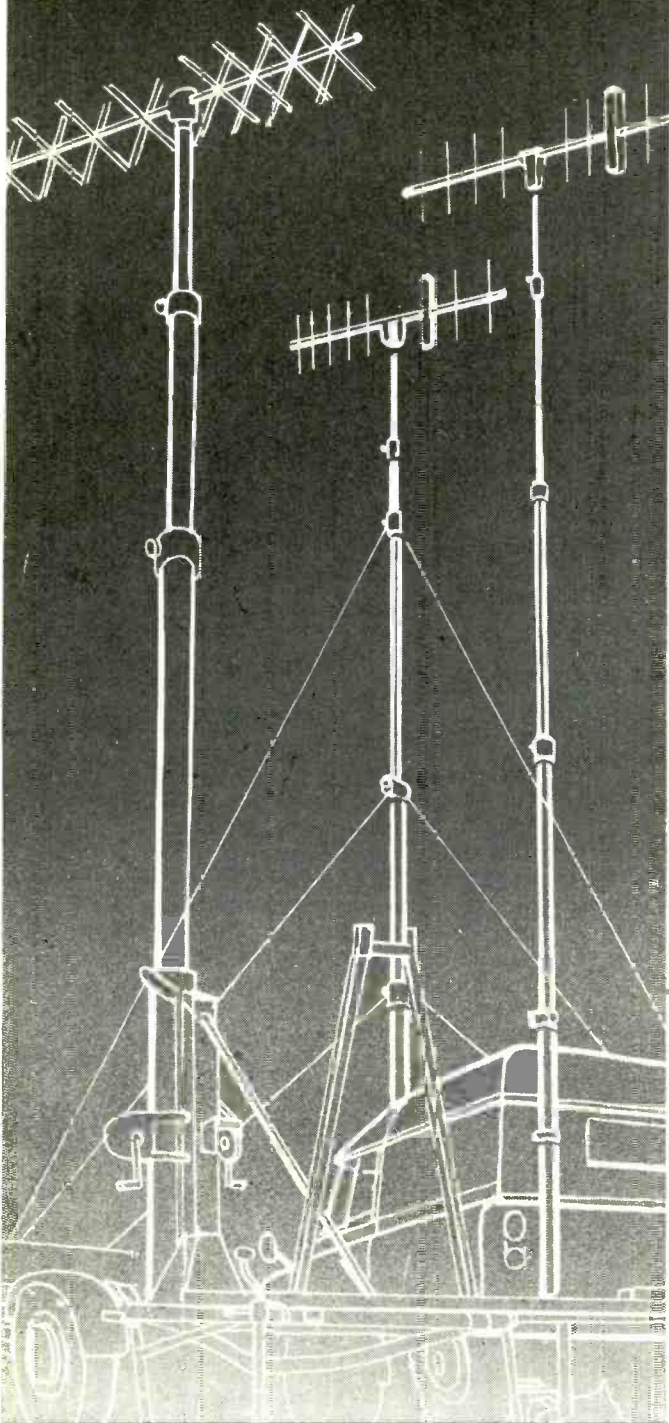
CV Devices
Large stocks
Prices on
application

VALVES

A1834 9.00	E130L 18.50	EF86 3.50	GXU1 15.35	OD3 2.50	QY3-65 63.24	UF41 2.10	4-250A 80.00	6CG7 2.50	12AU6 1.75	5545 150.00
A2387 13.50	E180CC 10.50	EF89 2.50	GXU2 30.00	OZ4 2.50	QY3-125 72.00	UF42 2.10	4-400A 87.00	6CH6 13.00	12AV6 2.50	5551A 120.00
A2394 17.50	E180CC 12.00	EF91 2.95	GXU3 25.40	PC86 2.50	QY4-100 80.00	UF80 3.00	4B32 20.00	6CL6 3.75	12AV7 3.50	5552A 155.35
A2396 15.00	E180CC 8.91	EF92 4.37	GXU4 44.50	PC88 2.50	QY4-400 80.00	UF81 3.00	4B32 20.00	6C4 8.00	12AV8 3.50	5554 90.00
A2426 27.50	E280F 22.51	EF93 1.50	GXU5 20.00	PC95 1.75	QY5-500 199.00	UF89 2.00	4CX250B 58.00	6C4 8.00	12AV9 4.00	5562 4.00
A521 25.00	E280F 12.00	EF94 2.50	GYS01 3.00	PC97 1.75	QY5-3000A 472.00	UL41 5.00	4CX350A 105.00	6C4 8.00	12B4A 3.50	5611 4.45
A3900 12.50	E280F 12.00	EF95 5.99	GZ32 4.00	PC90 1.75	QZ06 20 32.70	UL48 1.75	4X150A 60.00	6DQ6B 4.75	12BA6 2.50	5670 4.50
A3343 45.00	E280F 12.00	EF96 5.99	GZ33 4.75	PC84 1.50	R17 3.20	UM80 2.00	4X150D 56.00	6E8A 2.50	12BE6 2.50	5675 28.00
AZ31 2.75	EABC80 1.25	EF97 1.50	GZ34 4.00	PC85 1.50	R17 3.20	UM81 2.25	5B34M 35.00	6E8B 2.50	12BH7 2.75	5687 6.00
AZ41 2.60	EAC91 3.50	EF98 1.50	GZ37 4.75	PC87 1.50	R18 3.00	UM82 2.25	5B34M 35.00	6E8C 2.25	12B7 3.00	5696 4.50
BK448 114.90	EAF42 2.50	EF99 1.75	GZ38 4.00	PC88 1.50	R19 3.24	UM83 2.25	5B34M 35.00	6E8D 2.25	12B7 3.00	5696 4.50
BK484 155.35	EAF42 2.50	EF99 1.75	GZ38 4.00	PC88 1.50	R20 2.50	UM84 2.25	5B34M 35.00	6E8E 2.25	12B7 3.00	5696 4.50
BS58 58.00	EAF42 2.50	EF99 1.75	GZ38 4.00	PC88 1.50	RG3-250 32.68	UM85 2.25	5B34M 35.00	6E8F 2.25	12B7 3.00	5696 4.50
BS810 60.00	EAF42 2.50	EF99 1.75	GZ38 4.00	PC88 1.50	RG3-250 32.68	UM86 2.25	5B34M 35.00	6E8G 2.25	12B7 3.00	5696 4.50
BTS 58.95	EAF42 2.50	EF99 1.75	GZ38 4.00	PC88 1.50	RG3-250 32.68	UM87 2.25	5B34M 35.00	6E8H 2.25	12B7 3.00	5696 4.50
BT17 151.00	EAF42 2.50	EF99 1.75	GZ38 4.00	PC88 1.50	RG3-250 32.68	UM88 2.25	5B34M 35.00	6E8I 2.25	12B7 3.00	5696 4.50
BT19 44.05	EAF42 2.50	EF99 1.75	GZ38 4.00	PC88 1.50	RG3-250 32.68	UM89 2.25	5B34M 35.00	6E8J 2.25	12B7 3.00	5696 4.50
BT29 340.15	EAF42 2.50	EF99 1.75	GZ38 4.00	PC88 1.50	RG3-250 32.68	UM90 2.25	5B34M 35.00	6E8K 2.25	12B7 3.00	5696 4.50
BT69 354.80	EAF42 2.50	EF99 1.75	GZ38 4.00	PC88 1.50	RG3-250 32.68	UM91 2.25	5B34M 35.00	6E8L 2.25	12B7 3.00	5696 4.50
BT95 129.90	EAF42 2.50	EF99 1.75	GZ38 4.00	PC88 1.50	RG3-250 32.68	UM92 2.25	5B34M 35.00	6E8M 2.25	12B7 3.00	5696 4.50
CB131 4.00	EAF42 2.50	EF99 1.75	GZ38 4.00	PC88 1.50	RG3-250 32.68	UM93 2.25	5B34M 35.00	6E8N 2.25	12B7 3.00	5696 4.50
CL33 4.00	EAF42 2.50	EF99 1.75	GZ38 4.00	PC88 1.50	RG3-250 32.68	UM94 2.25	5B34M 35.00	6E8O 2.25	12B7 3.00	5696 4.50
CLK 20.00	EAF42 2.50	EF99 1.75	GZ38 4.00	PC88 1.50	RG3-250 32.68	UM95 2.25	5B34M 35.00	6E8P 2.25	12B7 3.00	5696 4.50
C30 22.00	EAF42 2.50	EF99 1.75	GZ38 4.00	PC88 1.50	RG3-250 32.68	UM96 2.25	5B34M 35.00	6E8Q 2.25	12B7 3.00	5696 4.50
C31A 22.00	EAF42 2.50	EF99 1.75	GZ38 4.00	PC88 1.50	RG3-250 32.68	UM97 2.25	5B34M 35.00	6E8R 2.25	12B7 3.00	5696 4.50
DA41 25.00	EAF42 2.50	EF99 1.75	GZ38 4.00	PC88 1.50	RG3-250 32.68	UM98 2.25	5B34M 35.00	6E8S 2.25	12B7 3.00	5696 4.50
DA42 18.70	EAF42 2.50	EF99 1.75	GZ38 4.00	PC88 1.50	RG3-250 32.68	UM99 2.25	5B34M 35.00	6E8T 2.25	12B7 3.00	5696 4.50
DAF91 1.75	EAF42 2.50	EF99 1.75	GZ38 4.00	PC88 1.50	RG3-250 32.68	UM100 2.25	5B34M 35.00	6E8U 2.25	12B7 3.00	5696 4.50
DAF96 1.75	EAF42 2.50	EF99 1.75	GZ38 4.00	PC88 1.50	RG3-250 32.68	UM101 2.25	5B34M 35.00	6E8V 2.25	12B7 3.00	5696 4.50
DE122 35.00	EAF42 2.50	EF99 1.75	GZ38 4.00	PC88 1.50	RG3-250 32.68	UM102 2.25	5B34M 35.00	6E8W 2.25	12B7 3.00	5696 4.50
DE124 49.00	EAF42 2.50									

TELESCOPIC MASTS

Pneumatically operated telescopic masts.
25 Standard models, ranging from 5 metres
to 30 metres.




Hilomast Ltd

THE STREET HEYBRIDGE — MALDON
ESSEX CM9 7NB ENGLAND
Tel. MALDON (0621) 56480
Telex No. 995855

CIRCLE 109 FOR FURTHER DETAILS.

nascocom-2



Still the most outstanding, single board
computer with thousands of satisfied
users in industry and the home.
Full range of extensions and add-ons
also available.


'Phone or write for further details now!

Lucas Control Systems

Lucas Control Systems Limited
Welton Road, Wedgcock Industrial Estate, Warwick CV34 5PZ.
Telephone: 0926 497733. Telex: 312333.

CIRCLE 107 FOR FURTHER DETAILS.

METER PROBLEMS?



137 Standard Ranges in a variety of sizes and stylings available
for 10-14 days' delivery. Other Ranges and special scales can be
made to order.

Full Information from:

HARRIS ELECTRONICS (London)


138 GRAY'S INN ROAD, W.C.1

Phone: 01-837 7937
Telex: 892301

CIRCLE 112 FOR FURTHER DETAILS.

173MHZ FM TELEMETRY RADIO LINK

- Range up to 100 metres
- Modular, Wall Mounting
Transmitter + Receiver
- Direct Baseband Inputs +
Outputs (3kHz B/W)
- Operates to MPT1309
- Each Module 86×104×45mm +
requires only 30mA dc at 7.2V
- Selective Baseband signalling
by 'add on' modules available
shortly.



ADENMORE LTD

27 Longshot Estate, Bracknell, Berks. RG12 1RL Tel: 0344 52023

CIRCLE 87 FOR FURTHER DETAILS.

Half-megabyte memory for SC84

by J.H. Adams,
M.Sc.

'Silicon disc' using 256K dynamic memory chips has novel refresh system.

I use a microcomputer primarily as a means of developing software and of writing long documents, such as this article. My SC84 computer gives better performance than many other computers but the discs don't go round any faster than anyone else's. When working back and forth between the ends of large files with Wordstar or when performing a major assembly, disc operations take a lot of time.

The reason for this is clear when one watches the process. In both cases the computer is operating with more than one file. In word processing, the computer memory acts as a 'window' into the file. As this window moves up and down a file larger than the free memory available in the computer, temporary files are created to store the data ahead of and behind the window.

In program development, assembly means getting data from the source file and sending data into object and listing files. Switching between the files takes time as the drive head has to traverse the disc surface many times. There's wear and tear on the drive and the computer operator, both of which can be eliminated by the use of what has become known as a 'silicon disc'.

Silicon disc is a large memory used either as a buffer into which the working disc's contents are loaded or, as in this case, treated as a pseudo disc. The system described consists of a 512Kbyte memory, accessed as one of 256 2Kbyte 'pages'.

Pages are selected by writing an 8bit value into a register on the silicon disc unit. This is rather like writing to the track-number register of a floppy disc controller. Once selected, the page may be accessed directly or by 'mapping'. In mapping, a block of memory can be made to substi-

tute itself for an equivalent block of system memory. SC84, as with any other good computer design, has a mapping facility. The advantage of mapping is that areas of system memory are not permanently committed to transient facilities (the v.d.u. in SC84 is a good example of this). One must choose the mapping area carefully though as it is obviously not possible for code executing in the area of system memory to be mapped out to access the mapped area. For this reason, switches allow the unit to be permanently allocated or to be mapped to any 2Kbyte block within an 18bit address range. The silicon disc is seen as an adjunct to the disc operating system and so, for SC84, the mapping is over the section of memory even more fundamental than Scidos itself, the resident operating system Mcos.

The half-megabyte memory is in the form of 16 256Kbit dynamic memories, although the unit can be built with only half of this capacity. Thought has been given to making the silicon disc as versatile as possible. As such it relies on only two system signals; one indicates that a memory cycle is taking place and the other that a read operation is occurring. In a Z80 system these would be MREQ and RD; in an 8086 system they would be a combination of ALE and IO/M and the RD signal.

Note that no reference is made to external refreshing. The RFSH input shown on the circuit diagram is offered as a means of reducing unnecessary power consumption in Z80 systems. Refreshing of the memory is achieved by a combination of some rather clever facilities provided in the memories specified and the way in which the silicon disc is used.

An explanation of the design philosophy behind multiplexed-address dynamic memory was given in my recent series on the SC84 computer*. Suffice to say that in addressing dynamic memories, the address of the locations to be accessed is latched into the memory in two parts — a row address and a column address. This saves pins and thus cost on a 256Kbit device which otherwise would need 18 address pins. It also allows refreshing of the entire memory by regular access-

* SC84 is a 4/6MHz Z80-based computer running the Scidos operating system for CP/M software, described in the May, June, July, September and October 1984 issues. The three-Eurocard circuit board set for this project is still available.

Specification and performance

Memory capacity is 512Kbyte organised as 256 'tracks' of 2Kbyte each and power requirement is +5V at up to 0.5A, depending on the system cycle rate.

To test the performance of the 'silicon disc' compared with a conventional system, I used Wordstar to edit a 120Kbyte source file. The procedure was to perform a global alteration through the file, to save the file using ↑KS to move to the end of the file using ↑QC and then to move back to the start using ↑QR.

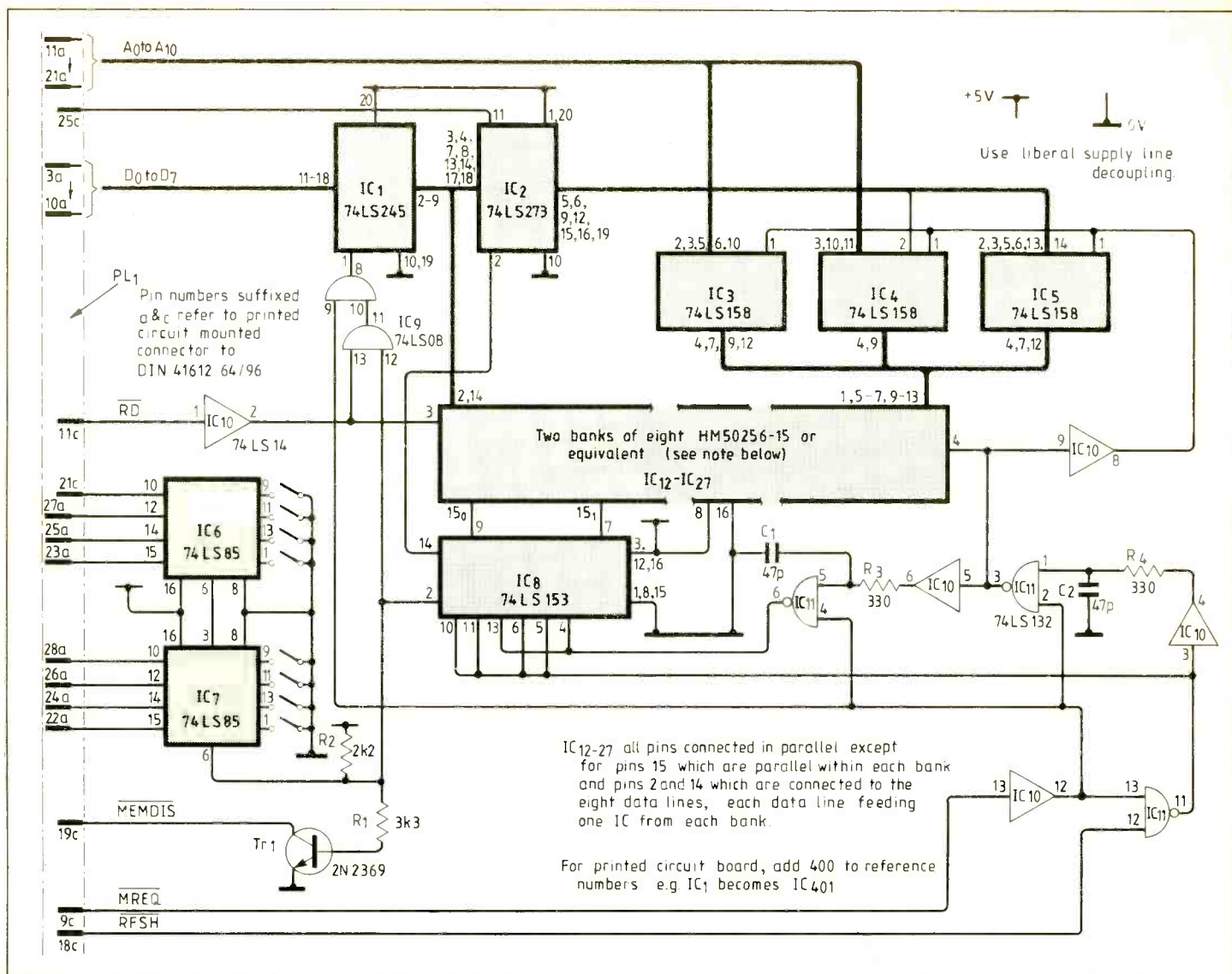
Timings for these operations on SC84 with and without the silicon disc and for a DEC Rainbow are shown in the table. As shown over extra time taken depends very much on the distance moved by the drive head during the magnetic disc tests, the SC84 and DEC tests were carried out under optimum conditions, i.e. with only the source file on the disc.

The fourth column in the table indicates how long a computer would take with a typically full disc. During the alteration, screen update was suppressed by pressing ESC as otherwise the test would have reflected the speed of screen update rather than of disc access — a factor which would have considerably increased the DEC timing.

The final test was to assemble a 20Kbyte Z80 source file to produce an intermediate file which would result in approximately 2Kbyte of object code, and a listing file. The assembler used was M80.

These tests are reasonably representative of typical uses of the silicon disc. Other advantages, particularly noticeable when using Wordstar, are that messages and overlays load and present themselves instantly and noiselessly.

MEMORY EXPANSION



Half-megabyte memory expansion circuit. Pins 15 of the three LS158 multiplexers are connected to ground.

Kits and p.c.bs

Memory board kits excluding p.c.b. are £92 inclusive from John Adams at 5 The Close, Radlett, Hertfordshire WD7 8HA. This price is £93 for readers in other parts of Europe and £94.50 for those outside.

Plated-through-hole p.c.bs for this project are £16 including UK or overseas postage from Combe Martin Electronics, Kings Street, Combe Martin, North Devon EX34 0AD.

ing of all rows.

The Z80 has an inbuilt refresh generator consisting of a control line and a seven-bit counter which is regularly incremented and output during a period when the Z80 doesn't need the external bus. While memories were addressed seven bits by seven bits (16Kbits) this was acceptable. When 64Kbit devices appeared, most were made to be actually seven bits by nine internally, although addressed as eight bits followed by another eight. This meant that a Z80 could still refresh these devices but it did make the i.cs more difficult to fabricate.

Some device manufacturers attempted to make their 64Kbit chips more versatile by building an equivalent of the Z80 refresh

generator, but with 8 bits, into their dynamic memories and providing a pin to implement the refreshing process. This was a good idea as it allowed other refreshing techniques such as standby refreshing to be implemented but it took away a much needed pin. When 256Kbit i.cs were designed, this pin went to provide the ninth address line but in certain devices the internal refreshing mechanism has survived.

As mentioned, the address is latched into the memory in two parts by means of a negative transition on one of two control lines, row-address strobe RAS and column-address strobe CAS. The standard operating sequence for a dynamic memory of this type would be as follows. Begin with

both RAS and CAS high, apply the row address, switch RAS low, apply the column address, switch CAS low. After this a read, write, or read-then-write operation may take place on the addressed bit, depending upon the WR control line. Strobe RAS may be taken high again a short period after CAS has gone low and, as a variation, CAS may then be repeatedly pulsed to latch in the addresses of, and therefore access, other bits within the same row.

What never happens in a conventional addressing situation, and what is exploited in the devices under review, is that RAS should go low while CAS is low. My words are carefully chosen as the data sheets for most 64Kbit devices do show a mode called 'hidden refresh', where after CAS has gone low and data is being accessed (RAS goes high), the address of a row to be refreshed is applied and RAS goes low, forcing a form of refresh. The differ-

Continued on page 93

Test	Silicon disc	SC84	DEC rainbow	SC84 typical
Alteration	43	170	179	182
KS	2	18	17	22
QR	12	47	62	160
Assembly	22	110	102	115

● INFORMATION ●

A NEW SERVICE FOR READERS OF

ELECTRONICS & WIRELESS WORLD

This information service is a quick and simple method of obtaining the very latest literature.

We know you're going to find it useful!

INSTRUMENT RENTALS



**CIRCLE 93
FOR FURTHER DETAILS.**

Instrument Rentals have substantially increased their range of instruments for rental in their new 1985 catalogue. Test and measurement, communications, microprocessor development, data products and fibre optic test equipment is detailed in the catalogue which includes their extremely competitive rental rate for periods of up to four years.

ELECTROPLAN



**CIRCLE 94
FOR FURTHER DETAILS.**

You will almost certainly be aware of Electroplan's standing in the field of electronic measurement, for we are the UK's leading technical distributor of test and measuring instrumentation to users in technology-based industries.

Less well known, perhaps, are our accomplishments in micro-computer-based instrumentation — a relatively new, but now rapidly expanding, arm of our business.

Microcomputers from Hewlett-Packard and IBM are stocked, together with a wide range of compatible hardware and software, enabling customised measurement systems to be configured to the needs of specific user applications.

This brochure attempts to describe our capability, and the items listed below provide some indication of our immense strength-in-depth of standard products that may be applied to measurement and control problems.

Hewlett-Packard Microcomputers • IBM Personal Computers • Software for Hewlett-Packard and IBM Computers • Scientific Computer Interfaces and Accessories • Programmable Instrumentation • Data Acquisition • Computer Aided Design

We can supply complete, integrated, measurement systems, together with dedicated software, written in-house, to provide a complete solution for your industrial or scientific application.

If you require any further information, please circle the number on the Free Product Information card.

P.S.P.



**CIRCLE 95
FOR FURTHER DETAILS.**

PSP Electronics have updated their free short form literature which includes photographs and information about their complete range of connectors.

The literature is in full colour, includes stock range additions such as the Souriau 851 series, and can be obtained by circling the number on the Free Product Information card.

PSP is a franchised distributor for ITT Cannon, Thomas & Betts, Transradio, ITT Pomona Electronics, Panduit and Souriau and, as always, PSP are able to provide technical advice and services to meet clients' particular needs.

Manufacturers' catalogues with full product specifications can also be supplied on request.


MOWLEM MICROSYSTEMS

The Mowlem Technology Group has recently launched a new company, Mowlem Microsystems Limited, to develop and market a range of data acquisition and control systems based on the ADU (Autonomous Data Acquisition Unit). As part of John Mowlem & Company PLC, Mowlem Technology is dedicated to supporting extensive development programmes within its specialist technology fields and has identified the potential of the ADU as worthy of substantial group investment. The basis of this belief lies in the design of the product: the ADU meets the requirements for an intelligent and highly flexible device for interfacing between transducers and microcomputers.

The design philosophy is such that the ADU is compatible with all readily available microcomputers and accepts signals from a wide range of transducers, as well as providing both analogue and digital outputs in its capacity as a process controller.

The unit embodies all the necessary hardware and software routines for data acquisition, test sequencing and adaptive control. The ADU's internal microcomputer eliminates the need for an in-depth knowledge of interfacing and software techniques and the user merely instructs the ADU in the nature of the tests, by inputting simple commands to the host microcomputer.

This flexibility and simplicity of operation allows the user to rapidly set up a testing system tailored exactly to his own requirements in a substantially shortened development time.



**CIRCLE 96
FOR FURTHER DETAILS.**

MICROLEASE PLC.



**CIRCLE 97
FOR FURTHER DETAILS.**


The Microlease catalogue has been completely revised, revised and updated for 1985/86. More pages, more equipment, more facts. From THE name in electronic equipment rental. Also, 1985 sees the introduction of our handy pocket equipment guide — so you can carry all the Microlease rental information around with you.

The reason for all this activity is simple — we've concentrated on expanding our equipment range to become the most comprehensive offered by any U.K. rental company, as well as improving the professional support services that have given Microlease their unrivalled reputation for speed, efficiency, quality and reliability.

Along with this increase in the range of equipment on offer, we've made our rates even more competitive for 1985/86 — with discount plans to satisfy the most cost-conscious customer. But despite these even more competitive prices, Microlease still insists on providing greater levels of service — more reliable delivery, even tighter quality control and complete testing, servicing and calibration by expert technicians.

What's more, we're expanding our equipment range all the time — to keep pace with technological developments, to cover a wider range of industry applications and to meet the changing requirements of our customers. In fact, even if the particular unit or system you need is not shown in these pages, it's more than likely available now — simply phone us with your enquiry. So whatever your industry, wherever you are in the U.K. and whatever your requirement, Microlease will deliver — That's why we're THE name in electronic equipment rental.


KEMO



**CIRCLE 98
FOR FURTHER DETAILS.**

This 8pp catalogue from Kemo (Filters) Ltd. gives full technical details of the company's range of variable filters for signal processing and allied applications. Filters covered in the catalogue include continuously variable, digitally set, multi-channel, computer-controlled, anti-aliasing and noise-measuring types. Devices are available with cut-off frequencies between 0.001 Hz and 1 MHz and passband response down to d.c., and among the latest development features in the catalogue is the company's new System 998 GPIB IEEE Serial interface. Copies of the catalogue are available free of charge.

SPECTRA STRIP



**CIRCLE 99
FOR FURTHER DETAILS.**

A new 56-page Designer's Handbook is now available from Spectra-Strip Ltd. and provides complete engineering details of all the products in the company's wide range of ribbon cables and IDC connectors. Comprehensive electrical and physical specifications are supported by technical drawings, graphs and tables of dimensions, together with full ordering information.


Manufactured at the company's modern plant in Romsey, Hampshire, the ribbon cables include Twist 'N' Flat, Round 'N' Flat, Ground-plane, Colour-coded, Co-ax, latched, Guy Zip, Flat-conductor, Twisted-pair and High-flexing varieties.

The complete range of IDC connectors detailed in the Handbook include Sockets, Card-edge, Dual in-line plugs, and a variety of D-subminiature plugs, receptacles and associated accessories. Also detailed is the wide range of Headers available from Spectra-Strip, including Unprotected, 4-wall Protected, and Low-profile in all their various forms, such as Straight, Right-angle, etc.

The centre pages of the Handbook provide information on Spectra-Strip's very successful IDC Harnessing Service, which is receiving fast-growing support from manufacturers throughout the U.K.

RADIOCODE CLOCKS LTD

SPECIALISTS IN ATOMIC TIME, FREQUENCY AND SYNCHRONISATION EQUIPMENT



NEW PRODUCTS

- **MINIATURE RUBIDIUM OSCILLATOR MODULE**
Lower power, fast warm up, optional output frequencies, programmable frequency offsets.
- **RUBIDIUM FREQUENCY STANDARD**
High performance, compact and rugged instrument. 2U rack or 1/4 ATR case options.
- **INTELLIGENT OFF-AIR FREQUENCY STANDARDS**
Microcomputer controlled instruments, directly traceable to N.P.L., precision ovened local oscillator, comprehensive monitoring and status information, real time synchronisation.
- **LOW COST MSF FREQUENCY STANDARD**
Instant operation, directly traceable to N.P.L., self-contained portable unit, no scheduled frequency changes, 24 hr transmission, real time synchronisation

Radiocode Clocks Ltd*

Unit 19, Parkengue, Kernick Road Industrial Estate, Penryn, Falmouth, Cornwall. Tel: Falmouth (0326) 76007


(*A Circuit Services Associate Co.)

- Off-air frequency standards
- Intelligent time systems
- Caesium/Rubidium based clocks & oscillators
- Master/slave systems

- Time code generators/readers
- Record/replay systems
- Intelligent display systems
- Precision ovened oscillators
- Time/frequency distribution systems

CIRCLE 143 FOR FURTHER DETAILS.

AFFORDABLE ACCURACY QUALITY MULTIMETERS FROM ARMON



HM 102 BZ
£13.00

ANALOGUE

HM-102BZ
10ADC Range, 20kV/VDC, Buzzer, Battery Test Scale..... £13.00
19 measuring ranges

HM-102R
Low end voltage & current ranges, Jack for Audio o/p Voltages..... £11.00
20 measuring ranges

HM-1015
Rugged, Pocket sized meter, for general purpose use..... £7.50
16 measuring ranges
Battery, Test Leads and Manual included with each model.

DIGITAL

HC-6010 0.5% Accuracy, Standard Model £33.50
HC-5010T 0.25% Accuracy, TR Test Facility £39.50

All models have full functions and ranges and feature:

3 1/2 digit 0.5" LED display
Low battery indication
Auto zero & Auto polarity
ABS Plastic Casing & Tilt Stand
DC AC 10amp Range
Overload Protection on all ranges
Battery, Spare Fuse, Test Leads and Manual



HC 5010
0.25% accuracy
£36.50

HC 7030
0.1% accuracy
£39.50
push button

FULL DETAILS ON APPLICATION FROM:- ARMON ELECTRONICS LTD

DEPT. A HERON HOUSE, 109 WEMBLEY HILL ROAD, WEMBLEY, MIDDLESEX HA9 8AQ

TELEPHONE 01-902 4321 TELEX 923985

PLEASE ADD 15% to your order for VAT. P&P Free of charge. Payment by cheque with order

Offer applicable to mainland UK only

Trade enquiries invited

Please allow 28 days for delivery

CIRCLE 120 FOR FURTHER DETAILS.

RACKMOUNT CASES



19" Self Assembly Rack Mounting Case with lift off Covers. Front Panel 10 gauge, Brushed Anodised Aluminium, Case 18 gauge, Plated Steel with Removeable Rear & Side Panels. In 1U & 2U Types, a Subplate Chassis is Mounted to Bottom Cover. In 3U Type the Subplate is located on two Rails Mounted Between The Side Plates.

1U (1 1/2) height, 230m depth..... £27.00
2U (3 1/2) height, 308m depth..... £32.00
3U (5 1/2) height, 230m depth..... £39.00

Width Behind Front Panel 437m (All Types).

All Prices include Postage & V.A.T. Cheques, Postal Orders Payable to:-

J. D. R. Sheetmetal, 131 Grenfell Road, Maidenhead, Berks. SL6 1EX. Maidenhead 29450.

CIRCLE 116 FOR FURTHER DETAILS.

ELECTRONICS C.A.D. "ANALYSER I & II"

PERFORMANCE ANALYSIS OF LINEAR CIRCUITS using the BBC MODEL B AND SINCLAIR SPECTRUM 48K MICRO'S.

Simulates Resistors, Capacitors, Inductors, Transformers, Bipolar and Field effect Transistors, and Operational Amplifiers in any circuit configuration.

Performs FREQUENCY RESPONSE ANALYSIS on Circuits with up to 30 Nodes and 100 Components, for Phase and Gain/Loss, Input Impedance and Output Impedance.

Ideal for the analysis of ACTIVE and PASSIVE FILTERS, AUDIO, WIDEBAND and RF. AMPLIFIERS, LINEAR INTEGRATED CIRCUITS etc., etc.

"ANALYSER" can greatly reduce or even eliminate the need to breadboard new designs. USED BY INDUSTRIAL AND UNIVERSITY R&D DEPARTMENTS WORLD WIDE. VERY EASY TO USE. PRICES FROM £20 ACCESS OR AMERICAN EXPRESS WELCOME...

For further details write or phone NUMBER ONE SYSTEMS LIMITED

DEPARTMENT W/W
9A CROWN STREET, ST IVES
HUNTINGDON
CAMBS. UK. PE17 4EB
TEL: 0480 61778 TELEX: 32339

CIRCLE 89 FOR FURTHER DETAILS.



RAEDEK ELECTRONICS

102 PRIORY ROAD, SCRIBERS LANE, HALL GREEN, BIRMINGHAM, B28 OTB. ENGLAND.

Telex No 3 12242 MIDTLX G.

Tel 021-474 6000

STOCKIST
FOR
**Richardson
Electronics
Electron
Tubes**

AMPEREX AMPERITE
CETRON CTC Du MONT EIMAC
ELECTRONS GENERAL ELECTRIC GENALEX
ITT LITTON MACHLETT MULLARD
NATIONAL OMNI WAVE R.C.A. RAYTHEON STC
SIEMENS SYLVANIA TELEFUNKEN THERMOSEN
VICTOREEN VARIAN TUNGSOL BURROUGHS WESTINGHOUSE

R. F. Power Transistors

MOTOROLA GENERAL ELECTRIC R.C.A. JOHNSON
AEROTRON QUINTRON REGENCY WILSON T.R.W. MSC
ACRIAN TOSHIBA NEC MITSUBISHI PHILIPS AMPEREX

R/F CERAMIC CAPACITORS

CIRCLE 139 FOR FURTHER DETAILS.

LOOK AHEAD!

WITH MONOLITH MAGNETIC TAPE HEADS VIDEO HEAD REPLACEMENT KIT

DOES YOUR VCR GIVE WASHED OUT NOISY PICTURES - IT'S PROBABLY IN NEED OF A NEW HEAD - FAST FROM OUR EX-STOCK DELIVERIES.

SAVE £££s ON REPAIR CHARGES.

OUR UNIVERSAL REPLACEMENT VIDEO HEADS FIT ALL MODELS OF VHS OR BETAMAX VCRs. FOLLOWING OUR REPLACEMENT GUIDE AND WITH A PRACTICAL ABILITY, YOU CAN DO THE WHOLE JOB IN YOUR OWN HOME WITH OUR HEAD REPLACEMENT KIT.



ALL YOU NEED!

Now includes SOLDERING IRON

KIT CONTAINS - NEW VIDEO HEAD, 5 CLEANING TOOLS, HEAD CLEANING FLUID, CAN OF AIR BLAST, INSPECTION MIRROR, ANTI-STATIC CLOTH, VHS/BETAMAX MAINTENANCE MANUAL, CROSS HEAD SCREWDRIVER, HANDLING GLOVES, MOTOR SPEED DISC, SERVICE LABEL, HEAD REPLACEMENT GUIDE.

VHS KITS £63.25, BETAMAX KIT £75.25. Prices include P&P and VAT
HOW TO ORDER: PLEASE STATE CLEARLY THE MAKE AND MODEL OF YOUR RECORDER. THERE ARE TWO VERSIONS OF THE VHS HEAD AND YOUR ORDER CAN BE PROCESSED FASTER IF YOU CHECK THE SIZE OF THE CENTRE HOLE OF THE HEAD WHICH WILL BE EITHER 5mm OR 15mm DIAMETER.

CATALOGUE: For our full Catalogue of Replacement Video and Audio Cassette/Reel to Reel Heads, Motors, Mechanisms, etc. Please forward 50p P&P.

THE MONOLITH ELECTRONICS CO. LTD.
5-7 Church Street, Crewkerne, Somerset TA18 7HR, England
Telephone: Crewkerne (0460) 74321
Telex: 46306 MONLTH G



CIRCLE 131 FOR FURTHER DETAILS.

PROTEK COMPATIBLES

HP Series 200 all models

New 1/2 Mbyte and 2Mbyte boards as well as usual 256K and 1 Mbyte. The 2Mbyte card utilises only a single slot. Compatible Speedup cards, Spooling and Mass Storage devices are also available and a

wide range of software packages including Compilers, Wordprocessing and Database management.

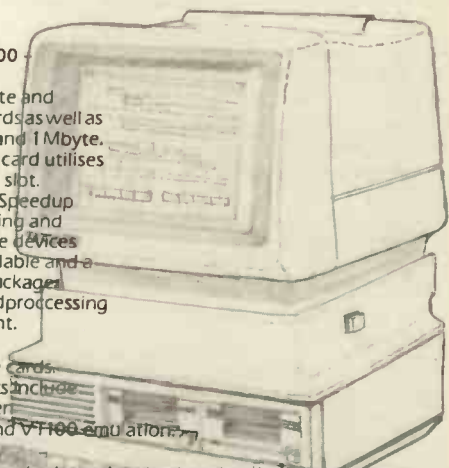
HP150A/B and II 128K, 256K and 384Kbyte cards.

Other compatible products include peripheral sharing between computers, disk sharing and VFI00 emulation.

HP9845B/C

From 256K to 2Mbytes on a single card and at less than half the usual cost. Other compatibles include Programmers Toolkit, Command File and new device Mass Storage Roms to give the 9845 enhanced capabilities. All memory boards are available from stock and carry a 2 year replacement warranty.

As a Hewlett-Packard Distributor Protek offers the full range of HP personal computers, peripherals, interfaces, accessories and consumables. Most items are available from stock.



LOW COST MEMORY THE HP SPECIALISTS

Protek, 10 Grosvenor Place, London SW1X 7HH Tel: 01-245 6844

Humidity control

Normally, the extractor fan in this humidity control circuit is started when the bathroom light is turned on and the motor stops around 20 minutes after the light is turned off. If relative humidity exceeds about 80% however, the motor runs for about 20 minutes or until humidity falls below 80%.

Domestic induction-motor fans of up to 1.5A can be switched. For safety, check

that the motor is impedance and overtemperature-protected; most modern fans include these features. Transients produced by switching are damped by a v.d.r. over the triac but as the circuit switches at or near zero voltage this is not a major problem.

Network R_5C_1 sets the 20 minute delay. A 10V regulated supply is derived using C_3 , R_1 , D_1 - D_3 and a smoothing capacitor; full-wave rectification must be used to stop C_3 charging to

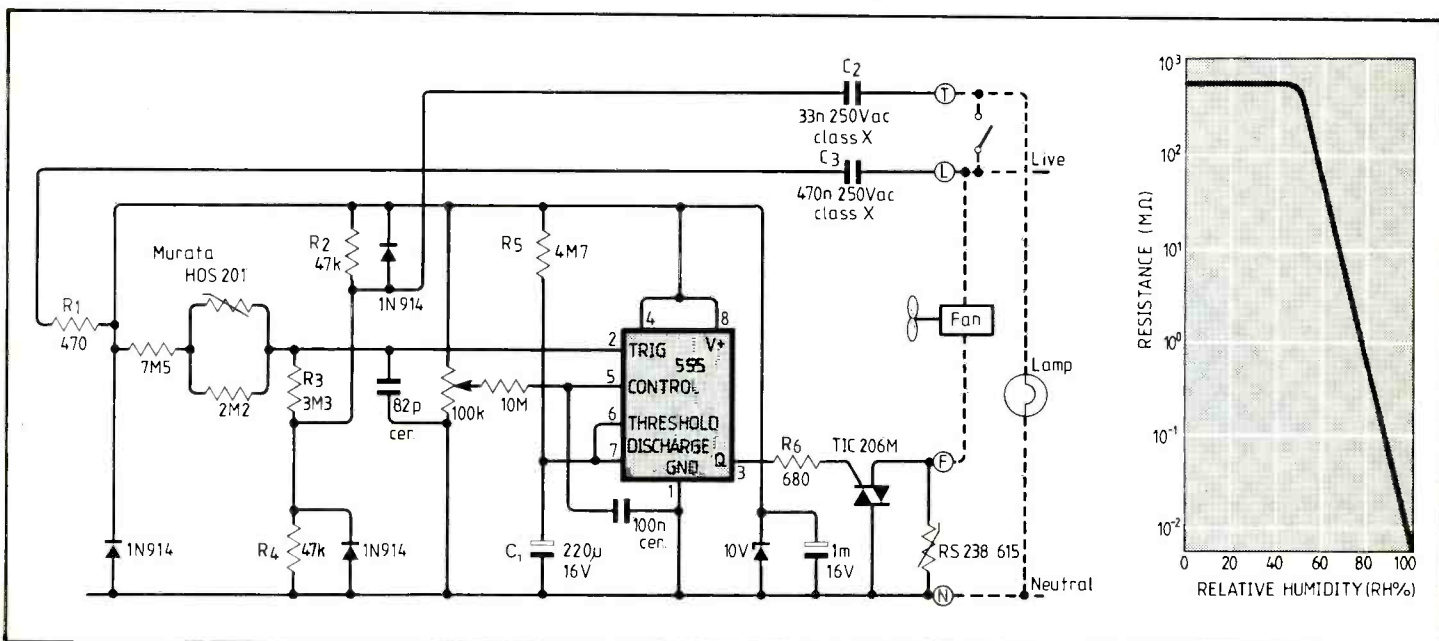
peak mains voltage.

The sensor* requires an alternating signal of less than 1V. An 11V squarewave at the $D_{1,2}$ junction is used for this. Sensor resistance falls as air moisture increases and eventually the signal passing through the sensor triggers the timer. A potentiometer sets the timer trigger level. While the light switch is on, the timer i.c. is triggered through C_2 .

Wiring around the high-impedance areas of the circuit,

including the sensor, should be short and well screened by track areas at mains neutral potential. The sensor should be away from the triac and its wiring and it must, of course, have access to room air. Bear in mind that the whole circuit is connected directly to the mains. M.R. Hadley
Lyndhurst
Hampshire

*Available from Norbain Electro-Optics Ltd, Norbain House, Baulton Road, Reading, Berkshire RG2 0LT.



Add-on current dumping

Recently, several 'non-switching' class-B amplifier circuits have been published. Some of these are complex, some have thermal runaway problems and some require careful matching of devices. This circuit is so simple that it can be implemented in any class-B amplifier, yet it is effective enough to cure all of the problems that traditionally result in crossover distortion.

The idea is to make sure that the output device is always turned on, by configuring it as a constant-current source when it would normally be turned off. The principle is not new, but the realization is.

Transistor Tr_2 is forced into constant-current mode by collector current of Tr_4 . This transistor senses the fall in Tr_2 collector current as I_2R_c falls, so I_4R_{B4} directly compensates i_oR_E ,

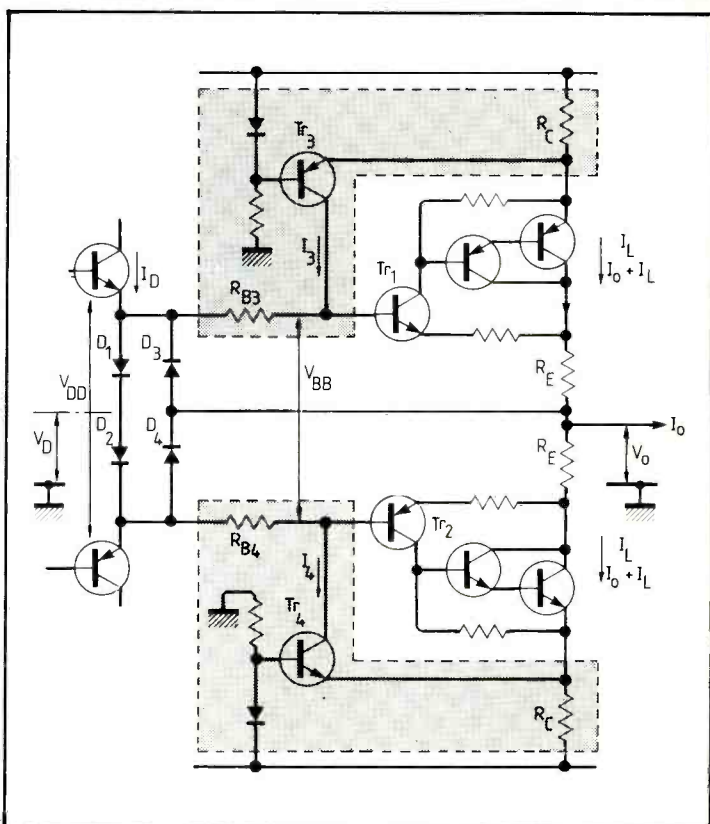
negative feedback through Tr_2 being the regulating current-derived negative feedback prevents thermal runaway without the need for special thermal feedback.

Take care selecting base resistor values $R_{B3, B4}$. Lower values of around 200Ω are preferred to prevent creation of an additional pole within the desired bandwidth.

Drive current I_D needs to be set at about twice the value of Tr_3/Tr_4 maximum collector current to allow the drivers to work in class-A throughout the full voltage swing. Quiescent current is set by I_3 and R_B/R_E . Making R_c equal to R_E simplifies calculations.

Generating bias voltage with diodes allows a simple output current limiter to be added in the form of $D_{3,4}$.

Erik Margan
Ljubljana
Yugoslavia



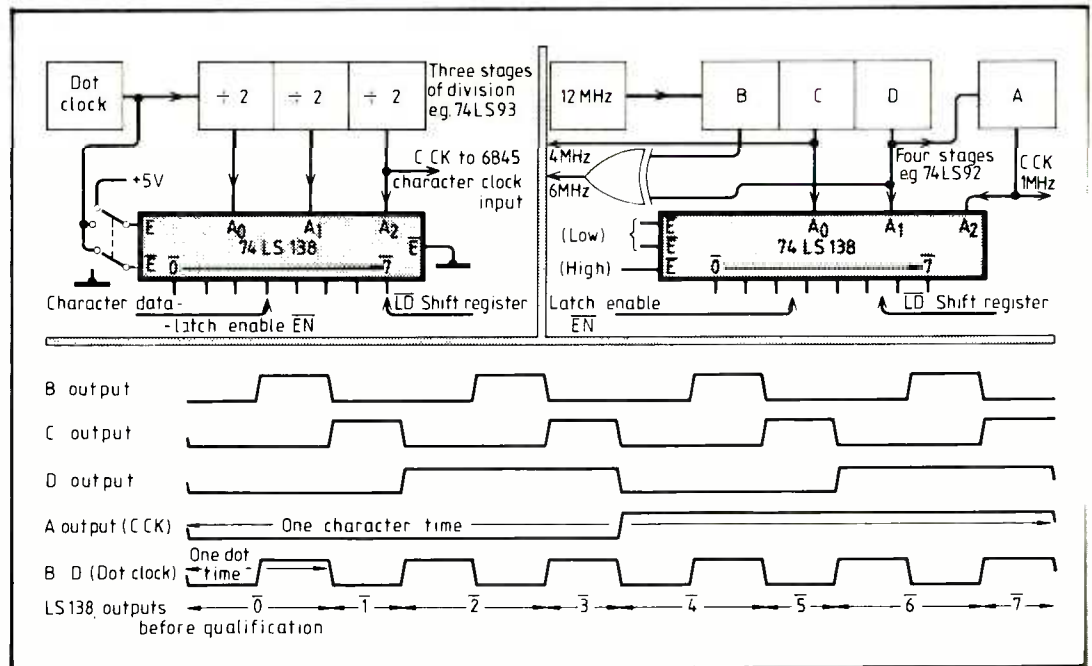
Easy character-generator timing adjustment

Display circuits using 6845 or similar c.r.t. controllers usually have a system of gates and inverters to extract strobe pulses from the dot-clock divider. These strobe pulses are for shift register loading and data latch enabling.

If this gating is replaced by a 3-to-8-line decoder, the outputs available cater for most timing requirements in systems with up to eight dots/character horizontally and beyond eight dots if strobes are not required in the additional space.

The advantage of this circuit is that timing changes are easily made after construction without the need to rewire or patch. This permits substitution of character generator roms and v.d.u. rams of various speeds and changes of parameters such as dot-clock frequency or number of dots per character.

In the general application, top left, each 138 decoder output goes active low once per character during the



corresponding dot time. A switch selects output activity during either the high or low pulse of the dot clock. Alternative qualifying signals may be applied to the enable inputs.

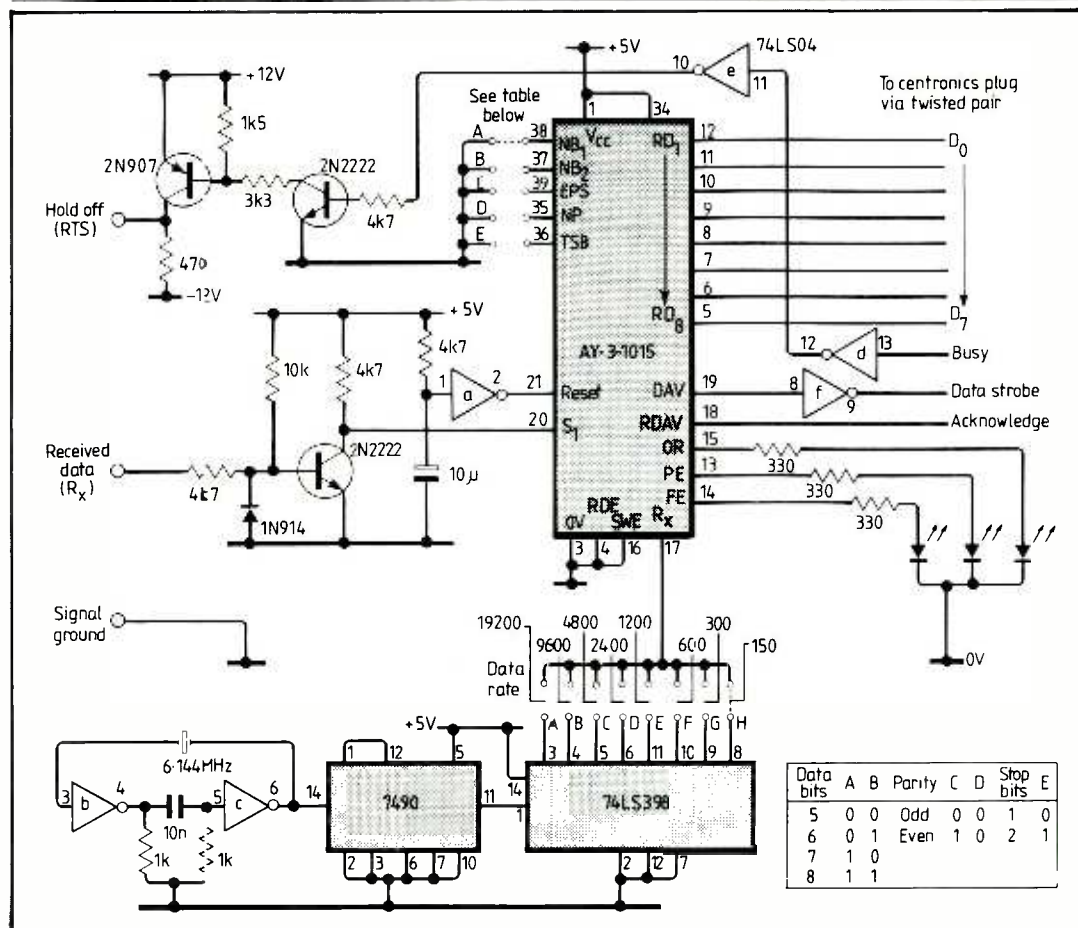
Falling edge of the shift register LD pulse should coincide with the rising edge of the shift clock, which is the dot

clock in this case. If the 138 is switched to give outputs during the clock low phase, this should be inverted before being used to drive the shift register.

The special application uses a 12MHz source to provide a 1MHz CCK signal, a 6MHz dot clock for six dots per character and a 4MHz output for a 6802 microprocessor. In the timing

diagram for this application the 138 outputs are shown without qualification. I would suggest divider B output for 138 enabling, E, and a 6MHz dot clock to either E or \bar{E} .

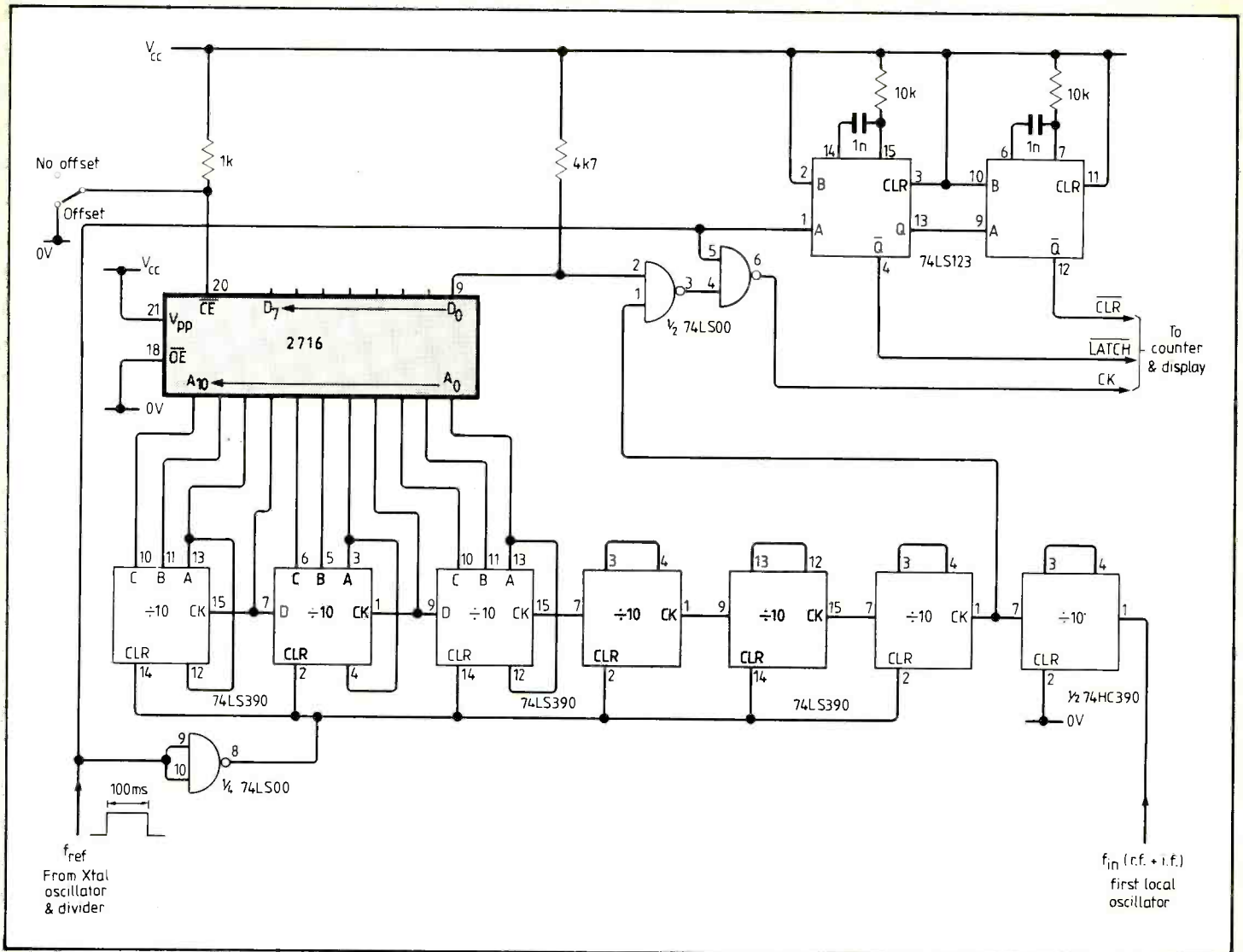
J.B. Bell
Grimsby
Humberside



RS232-to-Centronics interface

Serial RS232 data is converted to a form suitable for driving a printer with a Centronics parallel interface using this circuit. On the AY-3-1015 uart, for converting the asynchronous serial stream to strobed parallel output, the busy line is used to implement a CTS handshake.

Data rate and number of stop bits are link or switch selectable; clock frequency is 16 times the desired data rate. Whether one or two stop bits are used depends on the printer type. The three leds PE, FE and OR indicate parity, framing and overrun errors respectively. D.J. Virden
Cheltenham
Gloucestershire

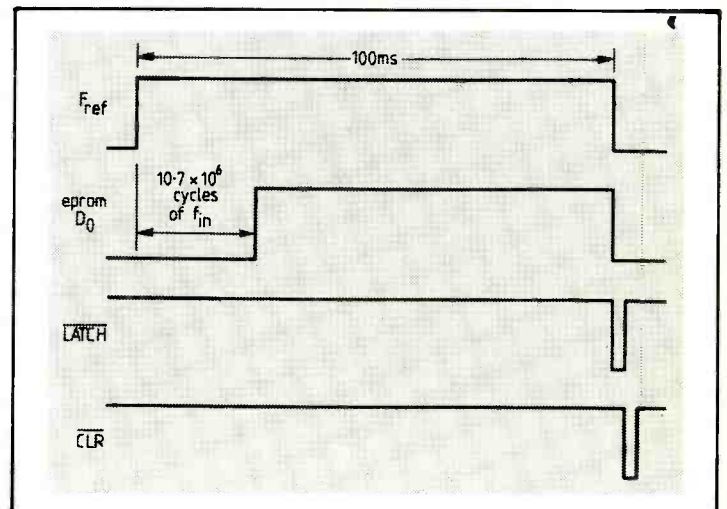


Digital-offset frequency meter

Conventionally, the method of displaying receiver input frequency is to take the first local oscillator frequency and mix it with a signal equal to the i.f. Mixer output contains both the sum and difference of the two signals, so filtering must be used to provide a signal suitable for a conventional counter.

My circuit uses an all digital method to subtract the two frequencies and is therefore more accurate than the conventional method. Output from the first local oscillator feeds a decade counter which should be a 74HC or HCT type as frequency here can be up to 40.7MHz for a receiver input of 30MHz and an i.f. of 10.7MHz.

Decade-counter output is further divided and used to address a 2716, 2Kbyte eeprom. Data in the eeprom determines



the count to be recognized which in turn controls a gate between the incoming signal and the frequency counter. For example, if an offset of 10.7MHz is required then all locations from 0 to 106 are filled with zeros and remaining locations are left at FF.

Using an eight-bit eeprom, it

is possible to program eight different i.f. offsets simultaneously, and to provide a true frequency indication by disabling the eeprom through its chip-select input.
George Cavarra
Bristol

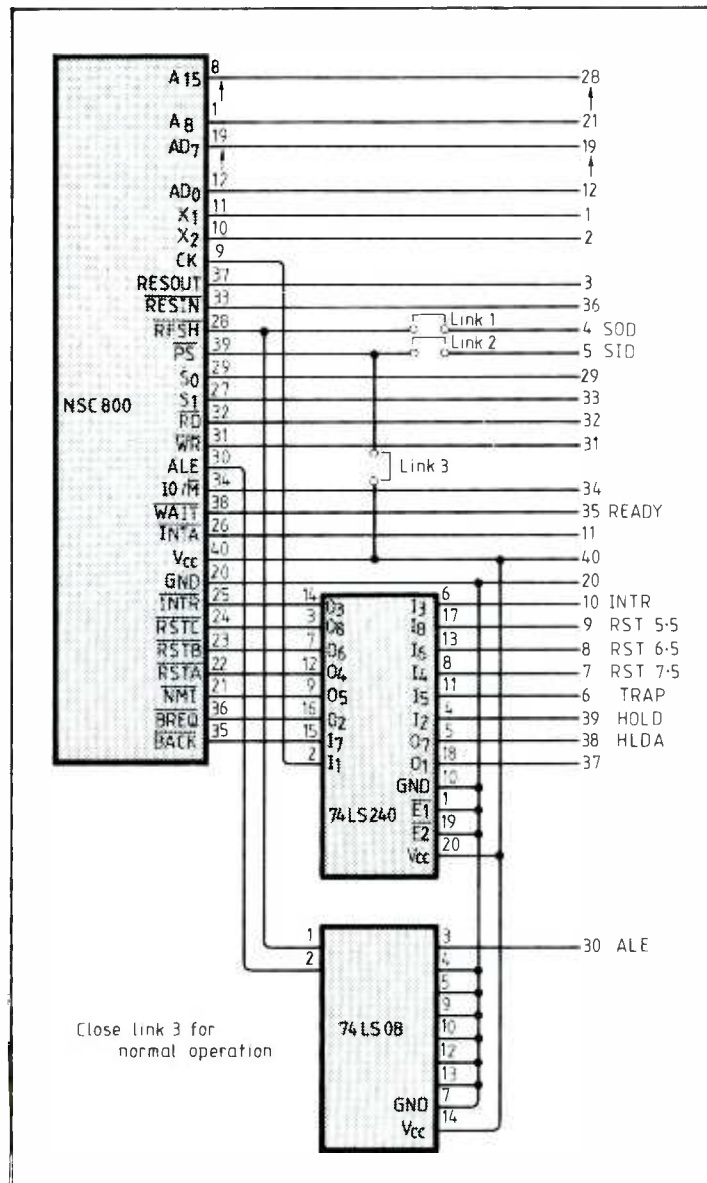
8085/NSC800 microprocessor replacement

Prompted by the increasing amount of Z80-oriented CP/M software and Braunschmid's circuit idea on page 51 of the November 1984 issue, I substituted an NSC800N-4 processor for the original 8085 device in an Explorer microcomputer. In doing so I noticed some further differences between the two processors.

Comparing the timing cycles, the first obvious difference is the NSC800 refresh facility. Although this appears to be transparent on the 8085 system, generation of an ALE address-latching signal may have hardware implications on some computers. On the explorer it affected the system boot cycle. The remedy is to gate ALE with refresh signal RFSH using say a 74LS08 in the adaptor.

A more subtle difference is that the NSC800 clock output is 180° phase shifted with respect to ALE and read strobe RD. Again this may have hardware implications. On the Explorer, which supports an S100 bus, ALE and CK signals are gated together and so the phase shift has to be removed. Using the original adaptor, the clock signal can be passed through a spare inverter on the LS240 i.e.

There is a yet more subtle difference in the length of write strobe WR. On the 8085 this lasts for three T states whereas on the NCS800 it only lasts for two. It was necessary to introduce a wait state on the

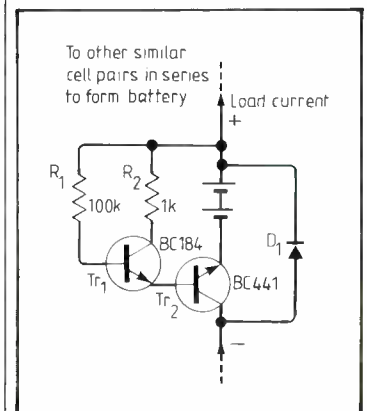


Explorer to ensure sufficient time for memory write operations. This was simply a matter of closing a link, but it may not be so easy on other computers. Having overcome

these problems, my computer is now satisfactorily running Z80 software. T. Sumner Orpington Kent

NiCd battery charging

Rod Cooper's articles in the May and June issues showed¹ the problems of reverse charging in sealed NiCd batteries. This circuit is designed to reduce these problems in a cheap and effective manner.



In a battery, the cells are grouped in pairs as shown. Normally the combined cell voltage keeps Tr₂ switched on. If voltage falls below 1.3V — which is equal to two diode voltage drops and one cell voltage — then Tr₂ turns off. The voltage across one cell cannot become negative. Optional diode D₁ allows other cells in the battery to function when this cell pair has cut out.

About 0.1 to 0.3V is lost in the circuit due to VCE_{sat} in Tr₂. In addition, current passes through R₁ even when the battery is not in use. Values shown give about 12A leakage current and 100mA load current.

Michael Robertson Oxford

Five-decade oscillator uses one op-amp

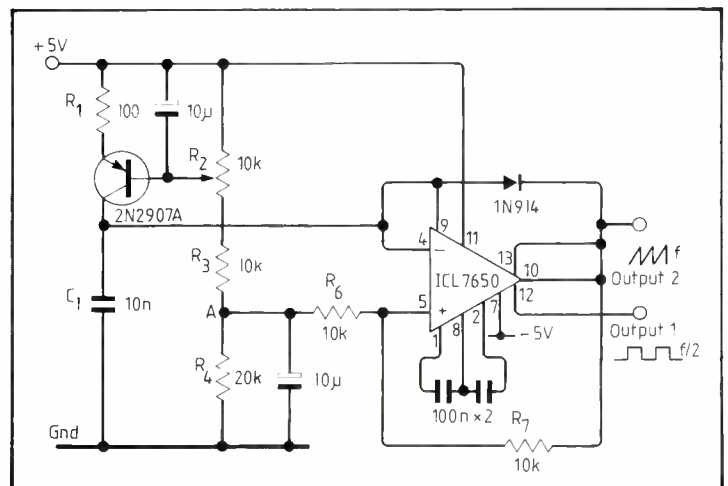
A chopper-stabilized op-amp, the ICL7650, replaces two op-amps in a previously described circuit* to provide a simple five-decade oscillator, whose frequency is set using only one potentiometer. Output of the circuit is a squarewave.

The i.c.'s internal oscillator squares output of a variable frequency range ramp generator consisting of C₁, and a variable

current source. Sawtooth output at pin 10 of the op-amp is directed to the internal oscillator input at pin 13 and a pulse-train output is taken from pin 12.

Kamil Kraus
Rokycany
Czechoslovakia

*Siegel, A.M., Single control adjusts variable oscillator over four decade range, *Electronic Design*, vol.32 no.24 Nov. 1984, p281.



THE GOULD OS300 DUAL-TRACE 20MHz 'SCOPE

The OS300: as tough as the environment you use it in, e.g. measuring vibration characteristics of rotating machinery and mechanical structures on site.



A tough, professional instrument you can trust – at a price you can afford! Built to do more – safely, reliably and longer.

Complete with a 2-year guarantee. This robust and highly portable oscilloscope has obvious applications in test, production, service and R & D areas.

As some of the specification highlights make clear: ★ True 20MHz operation – compare its maximum display amplitude at full bandwidth

with competitors; ★ Continuously variable amplifier sensitivity with no loss of bandwidth from 2mV/cm to 25V/cm; ★ Differential measurements can be made using the channel 2 'add' and 'invert' controls; ★ X-Y operation for frequency and phase shift measurements; ★ New type CRT with quick-heat cathode to reduce operational delays and P43 phosphor for a brighter display.

And many other features designed specifically for you!

Comprehensive data is yours for the asking. On this tough little 'scope.

Gould Electronics Ltd, Instrument Systems, Roebuck Road, Hainault, Essex IG6 3UE. Telephone: 01-500 1000 Telex: 26375.

 **GOULD**
Electronics



The preceding articles have been written with this final one in mind in that they have all contained a certain forward-looking element based on the continuation of existing developments. This may sound far from adventurous in relation to innovation but, as has been indicated throughout, such development programmes — given the right conditions, particularly of manning at all levels — can produce a series of inventions and sub-inventions which are not only of major significance in their own right but also in terms of spin-off in other areas.

The outstanding example here is, of course, afforded by the radar/television interchange and spin-off which was covered in the second article of this series, and which becomes of particular interest in the present context. This did indeed demonstrate the British capability to work on such a scale; and it seems worth reiterating that although the bringing together of technological effort on that scale has not really been seen in the UK since those days, the potential for it is even now not far below the surface.

Justification for this statement of the hidden strengths of Britain's total engineering power has been given at several points in this series, with the examples usually associated with a 'cluster' as introduced in the first article of the series (March, 1985). As noted in the succeeding article, the United Kingdom itself could be regarded as having become a cluster when unprecedented

effort was put into British radar during World War II.

Although obviously not of the same magnitude, the part played by the cluster centred on Bristol in the evolution of the Concorde supersonic airliner is of special relevance in the context of 'The Future'. Concorde was introduced in the first article; and among those points highlighted was the importance of the back-up potential of the area, specifically of the suitable skilled labour which is available. As implied already, 'labour' is used here in its widest connotation to cover all aspects of the system engineering involved, outstandingly in the possession of innovative know-how.

Taken further in the case of Concorde, this extends to supra-management; and in this instance, special mention must be made of the "... managerial and — evidently — almost inspired forward planning" which lay behind this bi-national venture. This comment stems from the account given by Sir Stanley Hooker of the British section of the venture, notably of the application of the Olympus engine to the Concorde. In his autobiography², Sir Stanley gives an inside view of the Concorde and how it was controlled; and it becomes clear that this represents a classic example of management and direction of R & D effort and resources comparable with that put into the earlier British development of radar.

Though not of the same absolute magnitude, the two pro-

grammes had much in common. Both involved the management coordination of the original work of a number of teams and their interlinking with other interests. Also, each of the two groups of R & D teams were, in effect, entering entirely new technological fields where it could be said they nothing to point the way. However, as has been noted in earlier articles, the ability to adapt and to transfer technological know-how, together with the necessary climate of confidence existed at all levels in these and in the other cases quoted, and were utilized to the full.

In the present connection, there are several elements of R & D activity — fundamental to invention and innovation — which should be identified here. Foremost among them is the question of the phasing-in of new developments within the main programme, and, as indicated previously, to determine when to take advantage of earlier, analogous work. These issues are closely linked with climate of confidence, itself linked with the need for continuity to be maintained over the whole project. The penalties of not achieving this reconciliation and of failing to attain other comparable management targets can be catastrophic.

It will be appreciated that these two examples have been chosen because of the detailed picture which they give of controlled project flow, and how this flow was, in effect, taken into the future. Thus, in the radar case, the

experience and know-how built up during World War II, are still being used, and are certainly still relevant to today's thinking. Some of the factors which have supported this 'hand-on' process are reviewed in the section on continuity.

Much the same general considerations apply to the overall Concorde programme. However, in this instance it is possible to show how developments achieved with this programme, particularly on the propulsion side, were fed into another aerospace project, but comparatively early on — at the design-study stage.

The project in question is a reusable, unmanned, aircraft-type satellite launcher with the derived name HOTOL — Horizontal Take-Off and Land. From the details given by British Aerospace towards the end of 1984, it can be seen that a number of engineering advances have been made with it. From the R & D management point of view they, and the way in which they were evolved, are of the utmost significance, especially with regard to the breadth of the technology that has been covered and the associated project flow maintained.

These statements are expanded in the description of HOTOL which follows. When this information was released, it was in such a form — a concept (design) study — that it gave a full account of the course of development which is usually not produced until the project work has reached completion.

Comparison of HOTOL with the US Space Shuttle is inevitable and major differences in basic technological philosophy can be seen as a result.

The first of these fundamental differences lies in the mode of take-off of the vehicle itself and the propulsion system associated with it. Taking the HOTOL case, with its horizontal take-off (and landing) it may be regarded as being a 'conventional' aircraft, which in many respects it is. Its configuration, not least of that of the wings which are used, owes much to Concorde; and it is stated that the runways from which it would operate are of standard Concorde length.

in a multi-stage European satellite launcher, Blue Streak "performed faultlessly in eleven firings". This project was abandoned in the late 1960s.

In turn, this specific statement of experience, extending over some twenty years for launch vehicles, leads to the systems work being undertaken in the interlocking fields of remote control, communication and data handling as required for unmanned working. The capability of the British Aerospace organization, with the Rolls Royce contribution, is best illustrated by a straight quotation from the list given by the former in this connection: "Automatic and remote piloting control systems are already capable of handling ascent, in-orbit manoeuvring, payload deployment, re-entry and landing." It may be added that HOTOL is shown as being fitted with radar; and it does appear that the nose cone configuration would be basically the same as for Concorde.

It will be realised that any comparison of HOTOL with the Space Shuttle is bound to finish up with the question, "What advantage has the unmanned vehicle over the manned Space Shuttle, with its inherent capacity to stay in orbit for a period of some days and to act as a miniature space station?" The main substance of this question can be put in another way — "What is the justification for preceeding with a project which has reached the end of its design development studies when no immediate application for it can be seen?"

Clearly, there are two mutually dependent main issues, technical and economic, which have to be examined in the light of the unknowns that lie ahead. Even from the outline descriptions it becomes evident that by virtue of this background of experience and know-how, combined with the innovative ability shown in the project studies, these problems will be found to have been anticipated in great measure as an integral part of the essentially forward-looking project work. Consequently there are good reasons for assuming that, with this anticipation, the long and damaging delays which can take place in the early stages of engineering development would be greatly reduced, if not virtually eliminated in many areas of the work. Thus in view of the extent of the effort (both in human and material terms) which has to be



In 1900 Britain made 60% of the world's shipping. Today it makes 3%. (Engineering Council, see panel)

deployed at this stage in such a programme, it can be assumed that a more than significant saving in cost would be achieved.

HOTOL has been called a low-cost spacecraft launcher by British Aerospace; and this can be seen as a key phrase extending over the entire project. Thus going on from the R & D end of the studies just quoted, one looks at the engineering economics of the whole project, beginning with the advantages exhibited by unmanned, as opposed to manned, operation.

First of all, the space occupied by the human crew, and particularly by their 'life support' equipment, can be devoted to payload, and their individual weight penalties removed. This gain in payload capacity will be offset to a certain extent by the corresponding demands of the replacement remote-control equipment; but it would appear that these demands would be much less for the unmanned condition.

Although not strictly comparable, similar considerations apply to the economies effected by the use of combined air breathing and rocket propulsion in conjunction with a winged vehicle configuration to permit horizontal take-off and — of equal significance — to make single-stage-to-orbit possible. These techniques, as discussed earlier, take full advantage of existing practice; and, as in the case of Concorde¹, this applies with particular force to the electronically based systems engineering required.

Thus, with this background it is possible to give a two-part answer to the first question related to the Space Shuttle:

a) On the economic side, the development costs of HOTOL, eventually fed into the operating costs, should be much less than for the Shuttle: while with the comparative lack of complexity in HOTOL both its initial (capital) and operating costs should be



After the War Britain was 3rd largest steel producer. Now it is 10th. (Engineering Council, see panel)

For propulsion, a new departure is being made, with thrust being provided by a combination of air breathing and rocket engines to take the vehicle into Low Earth Orbit (LEO). This arrangement enables advantage to be taken of the free oxygen through which it is flying during its passage through the earth's atmosphere, and correspondingly to reduce the amount of liquid oxygen which would have to be carried for pure rocket (liquid hydrogen/liquid oxygen) propulsion. This forms one element in the design considerations which make vertical take-off unnecessary, an aspect which, know-how and background generally. This will be returned to later; but in addition to quoting Rolls-Royce on propulsion, British Aerospace gives three examples of major rocket projects for which the Group has had responsibility, together with two rocket engines — Spectre and Stantor. The vehicles ranged from Skylark, a small 'sounding' rocket, developed originally by RAE, Farnborough, through Black Knight, a 10 tonne-thrust liquid-fuelled rocket, to the Blue Streak heavy launcher. As the first stage



Britain once exported motor bikes to over 100 countries. Now it imports almost every machine. (Engineering Council, see panel)

Britain's hidden

Most critics agree that the British are still a nation of inventors but that their record for bringing their new ideas to fruition is increasingly open to question. The range of the criticism is wide and is far from baseless; but this series set out to show that a very different picture emerges when unique technological strengths built up over the years are taken into account. If 'built up over the years' seems frightening in the context of invention and amid the clamour for University-based Science Parks, it is in the 'total engineering' power of the British that the unique capability to exploit the new ideas exists.

Opposition to this view is strongly expressed, in extreme cases amounting almost to a counsel of despair. This is seen, for example, in the recent Engineering Council advertisement where a group of pictures of a

'bowled-out' cricketer — reproduced in this article — and their captions carry a story of decline in varied UK industries.

These articles counter this with powerful examples, taken from the build-up of the aerospace industry, the full range of medical electronics, and — one of the most telling examples — in computer-based process and control applications (July article). With the example of the CEB's National Grid control complex, that article highlights the thrust of the series — that the British have the power to develop their new ideas, and more significantly, to set up organisations which give complete flexibility to individual teams to work on their own projects.

Another major aspect dealt with is that of continuity which brings with it a climate of confid-

much less.

b) Bearing in mind the low-cost aspect, HOTOL offers a means of staying in space in a controlled orbit at an operating height of some 300 km and for a (typical) duration of 50 hours. While in orbit, satellites with a total mass up to 7 tonnes can be launched; and it is inferred that observational data can be acquired for real-time onward transmission or brought back to earth in recorded form. All this is done without highly trained specialists having to be exposed to the rigorous conditions encountered in space; and without massive ground (rocket-range type) preparation and operational facilities being required.

Thus, the final conclusion can be reached that, because of all these low cost features, "Several HOTOLS could be provided for the price of one Shuttle"; and that this means that the number of vehicles available for a given programme expenditure would be greatly increased so that, for example, quick follow-up action could be taken to gain immediate checks on suspect data. This is in contrast to the more widely separated 'appearances' of the Shuttle, with the factors contributing to this including a much more lengthy turnaround time in addition to the comparatively large cost of setting up a single mission.

Comparative figures for the two types of operation are a reduction in cost by a factor of five for sending HOTOL into low earth orbit; while even for geo-



Before the War almost every car on Britain's roads, was British. Now well over half are foreign. (Engineering Council, see panel)

synchronous launches a reduction of 50% is claimed for the unmanned operation. In this connection it is also claimed that HOTOL would be able to compete realistically for some three quarters of commercial market demands as predicted for the year 2000 onwards.

This reference to the year 2000 serves to introduce the concept of HOTOL becoming a manned aerospace plane for the 21st century; information on these studies having been issued at the end of May 1985. (The comparative figures quoted above are taken from this source, and are obviously based on up-to-date — confirmed — surveys.)

The salient features of this striking project for a 'Transatmospheric Skyliner' are:

- The installation of a capsule-type passenger compartment in the payload bay with conventional airline seating for about 30.

strengths

ence but, for real success, it depends on rapid adaptation by teams to new phases in the work and to the changes in approach which are necessary where original activity is involved. This ability to adapt and to transfer technological know-how is fundamental to the claims of Britain's unique capability in invention and innovative development.

August's high technology example links automotive engineering and electronics, where innovative development work undertaken effectively as a private venture has brought together small groups operating in the field, and has shown that inventive ability combined with adaptable know-how are not far below the surface; they simply need 'bringing out'.

In the new discipline of human communications, three areas of closely interlocked work have

developed, recognised by academics as original and far-reaching: human behaviour under crisis-control stress, immediate presentation of information for unimpeded operational use, and hyper-autism, which together with the concept of 'data marshalling' have all recently featured in these pages. Of these, hyper-autism is particularly significant in that individuals have been brought together to form an R & D organisation similar to that described for the private venture of the August article but working entirely on a voluntary basis. September's article describes their advances.

This present article, the last in the series, brings together these ideas to show where Britain's hidden strengths exist, where they are being suppressed, and how they could be brought to the surface again in the future.

- Retention of all elements of the basic HOTOL design as described for unmanned operation. Provision was made for both manned and unmanned operation right from the outset as part of the original concept.

- Forward looking plans for ultra-high-speed passenger service with the main section of the flight consisting of a ballistic trajectory outside the earth's atmosphere, with a powered climb to this path reaching a maximum of Mach 5, and with a corresponding descent path to landing after re-entry. The possibilities offered for the future by this flight pattern are spectacularly illustrated by the proposal for a one-hour service from London to Sydney (overhead to overhead in 45 minutes).

With this background, and reverting to the original composite question, it can be said that, as compared with the Shuttle,

HOTOL would appear to offer a more flexible and a lower cost service for launching satellites and for similar tasks. On the other hand, at the present time the Shuttle stands alone in providing its re-usable Space Station facility; and the importance of this and the pioneering work that went into it cannot be over-emphasized.

These innovative studies are of special interest to all R & D engineers with management of a project where more than one branch of technology and several separate interests are involved. The HOTOL studies, with their comprehensive documentation, and with their interlinking with Concorde in particular, give an inside picture of the way in which advances are made, and consolidated, in a large, multi-team, high-technology project. A similar picture has been built up for other comparable UK projects,



Britain pioneered the world machine tool industry. Its share is now 3.1%. (Engineering Council, see panel)

notably for the CEGB in Big-system automation and telemetry (Article 5); and the work of that authority enters into the next section — on continuity.

However, there are two aspects of the aerospace total study which have made it uniquely suitable for this article, both strongly related to the future.

The first is that, although conducted as a pure research exercise, its content has been predominantly practical, outstandingly with regard to 'spin-off'. Spin-off, in its widest sense, and contributing to a number of *major* technologies within the aerospace context, represents what is perhaps the greatest strength of this multi-team project. It certainly justifies the approach which has been adopted and which has resulted in the informed and coordinated built-up of background of mutual benefit to, for example, the aerospace and electronics/control



Britain discovered the wireless. It now imports 96% of its portable radios. (Engineering Council, see panel)

engineers concerned. This does, of course, correspond with the interchange and spin-off shown with radar and television (Article 2) which developed in Great Britain even before World War II.

For this comparison, it should be pointed out that the spread of technologies is much greater for the aerospace concept — both radar and television are essentially electronic in character. Consequently, spin-off and mutual support extend over a much larger number of fields in the aerospace case. In turn, this means that shutting-down an individual project of this nature will affect any others which are being supplied with information or with results from it on which they may well be utterly dependent. There is no need to stress the seriousness of such knock-on consequences, quite apart from the loss in national terms which comes from the break-up of an

established team.

These considerations are sufficient in themselves to justify the retention of a project which has reached the end of its design/development studies when its ramifications extend even over a fraction of those as quoted. In other words, on these grounds alone one can answer the original question, with the statement that the losses incurred by shutting down a project which has reached the early stages of engineering development (as distinct from studies), are so great that retention is justified on economic grounds alone.

It is, however, in terms of the future that complete justification may be found; and it is with this specific aerospace project under review that the full extent of the arguments in favour can be seen. Quite simply, such projects



Britain made the first practical computer. It now has only 5% of the Information Technology market. (Engineering Council, see panel)

concerned with the dual issue of spin-off and sub-invention. This obviously cannot be taken into the long-term; but clearly it is vital for a reasonable time to be seen to be available for the 'side-issue' developments to be undertaken which produce spin-off. In this connection, it should be pointed out that, in terms of R & D management, one cannot justify expenditure of effort and resources on 'off-stream' work unless adequate time is available for it: it must not be scamped.

On the other hand, success even with a minor, but nevertheless new, development, can have an effect far beyond the immediate use to which it is put, particularly with regard to the personal side. That some widening of the base of the programme has taken place, and that effort has been devoted to the (effectively) separate work, indicates that the project has been made larger with a potential for interlinking with other R & D areas; and this can offer a wider view of the future.

If successful, there are, of course, economic advantages which accrue from such an approach. One of these illustrates the principle given in Article (1), that methods and techniques developed for a specific part of a project do not have to be rediscovered and can be applied in the future, provided continuity is maintained over the whole series of programmes.

Two main issues covered by continuity come in here. The first is the straightforward use of the word for describing the coordinating and other processes, and the policy behind then, which keep even the largest projects flowing smoothly and successfully. A number of examples of such successful UK operations have already been given one of the most outstanding in the present context being that of the CEGB's far-reaching development programme for the control complex for the National Grid³. Extending over a considerable number of years and, if anything, being accelerated at the present time, this 'total' project has continuity literally as its key feature.

The second of these issues may be linked with the continuity which lies behind the proven capability of the British to show complete flexibility in approach when dealing with the new and untried, or of responding quickly to new phases in the work. The statement of this capability is in most respects the statement of the per-



Britain once made all the textile machinery in the world. It now makes 8%. (Engineering Council, see panel)

sonal qualities required to undertake wide-ranging project work and advanced engineering which is demanded for the technological ventures already described. The acquisition of these qualities is by no means automatic; although it has been submitted in this series that, in a sense, they are almost a national characteristic. However, in practical terms, the process of acquisition takes time, whatever the inherent capabilities of the individual may be; and expressed as a period of education (which in many ways it is) should be recognized as being inseparable from R & D work. Therefore, there is an implied commitment for continuity to be maintained for the individual to work effectively and smoothly without worrying about interruptions to his specific programme.

The macro-project

Throughout this series it has been possible to show that there is an enormous fund of technological knowledge and experience which can be found in Great Britain at the present time and at all engineering levels. Moreover it has been possible to show that the British retain the power to set up organizations capable of handling the largest projects right from initial development to full exploitation of the original idea or group of ideas on which the project has been based.

However, it is felt that, although these examples have given a representative picture of the way in which these projects are run and of the British expertise in such fields, this capability should be examined in relation to a project which is very much in the future.

The 'macro-project' which has been selected for this purpose is entirely hypothetical; but the circumstances which surround it are far from hypothetical. They are the conditions of drought and

consequent famine which are affecting much of the continent of Africa, and have proved of more than passing concern to the rest of the world. Expressed in utterly basic terms, the proposal is that this problem should be tackled at source with the primary task to provide water on a huge scale, first for human consumption and then for irrigation. Assuming breeder-reactor power would be available, the water would be obtained by evaporating sea water using nuclear power, and distributed by pipeline, perhaps initially by tanker. Each section of this plan would represent a development programme of unprecedented magnitude; but, on the other hand, need not be regarded as insuperable.

Power generation would probably have safety precautions as its biggest project engineering commitment; but there is no reason to believe that this and all the other steps into new design and development areas would be beyond the capacity of the UK, bearing in mind the record and achievements of the supply industry and that of the manufacturing side both at home and internationally. It is perhaps not out of place to refer to a visit to a geothermal station in the North Island of New Zealand where it was clear that a new technological world had not been found to present insoluble problems.

In the same way, pipeline 'transmission' of water over long distances can be seen in South Australia and in the west of the island continent where temperatures can reach values not dissimilar to those encountered in Africa.

Continued on page 64




Last year Britain even imported 65% of its sports equipment. How's that! (Engineering Council, see panel)

Continuity

The whole question of continuity has been brought in at relevant points throughout this series; especially in relation to the climate of confidence which can be associated with it. Two kinds of climate of confidence, closely interlinked, exist here. The first, technical, has already been given considerable emphasis, particularly with regard to the transfer of know-how from one branch of technology to another.

The other kind of climate of confidence, assurance of the future, is more than the impossible ideal which it appears to represent, certainly if taken literally.

However, there are two elements which do involve the future and some degree of assurance. The first of these, which comes under the technical heading, is



Application other than Cable T.V. includes C.C.T.V. (up to 26 Channels 8MHz wide on V.H.F. Repeaters, and up to 65 Channels 8MHz wide on U.H.F./V.H.F. Repeaters). Suitable for outdoor mounting.

TYPE	FREQUENCY RANGE MHz	GAIN dB ADJUSTABLE	MAXIMUM OUTPUT dBmV	FREQ RESPONSE FLATNESS	INTERNAL SLOPE ADJUSTMENT	POWER REQUIREMENT
TSC3060	40-300	10-30	60dB (1000mV)	+ or - 5dB	5dB	27-42V 10VA-
TSC3060SM	40-300	10-30	60dB (1000mV)	+ or - 5dB	5dB	25-45V 7VA-
TSC3660	40-300 470-860	10-30VHF 16-36UHF	60dB (1000mV)	+ or - 5dB	5dB VHF - UHF	27-42V 18VA-
TSC3660SM	40-300 470-860	10-30VHF 16-36UHF	60dB (1000mV)	+ or - 5dB	5dB VHF - UHF	25-45V 13VA-
TSC3665	40-300 470-860	10-30VHF 16-36UHF	60dB (1000mV) VHF 65dB (1800mV) UHF	+ or - 5dB	5dB VHF - UHF	24-42V 24VA-
TSC3665SM	40-300 470-860	10-30VHF 16-36UHF	60dB (1000mV) VHF 65dB (1800mV) UHF	+ or - 5dB	5dB VHF - UHF	25-45V 18VA-

Variaions of the above are available on request. i.e. 240V mains powered, 54-84V line powered, trunk distribution amplifier with one trunk line and one distribution line out

INTERNAL PLUG IN EQUALISERS (OPTIONAL)

TYPE	FREQUENCY RANGE MHz	ATTENUATION 40MHz	ATTENUATION 300MHz	TYPE	FREQUENCY RANGE MHz	ATTENUATION 470MHz	ATTENUATION 860MHz
EZV6	40-300	6dB	1dB	EZU6	470-860	6dB	1dB
EZV9	40-300	9dB	1dB	EZU9	470-860	9dB	1dB
EZV12	40-300	12dB	1dB	EZU12	470-860	12dB	1dB

TYPE	COAXIAL CABLE CONNECTORS
A SCP14	Screw on coaxial plug for 14mm Outside Diameter cable
B SCP10	Screw on coaxial plug for 10mm Outside Diameter cable
C SCP	Screw on coaxial plug for 5-9mm Outside Diameter cable
D SAC	Screw on right angled connector
E SFC	Screw on female line connector
F SMC	Screw on male line connector
HS114	Heat shrink sleeve for SCP14
HS110	Heat shrink sleeve for SCP10

TAYLOR BROS (OLDHAM) LTD
 BISLEY STREET WORKS, LEE STREET,
 OLDHAM, ENGLAND.
 TELEPHONE: 061 652 3221 TELEX: 669911


CIRCLE 132 FOR FURTHER DETAILS.

COUNTER TIMERS

From £239 (+ VAT)

The latest products in the Black Star range of quality test and measurement instruments.

 Designed and manufactured in Britain



Colour leaflet with full specifications and prices available from:

**BLACK STAR LTD, 4 STEPHENSON ROAD,
 ST. IVES, HUNTINGDON, CAMBS.
 PE17 4WJ, ENGLAND.**

Tel: (0480) 62440 Telex: 32762

- FREQUENCY TO 100MHz
- TIME INTERVAL
- SINGLE PERIOD
- AVERAGE PERIOD
- TOTALISE
- RATIO
- STOP WATCH
- RPM


- FREQUENCY MULTIPLIER
- LOW PASS FILTER
- TRIGGER LEVEL CONTROL
- SLOPE CONTROL
- INPUT ATTENUATORS

Black★Star

CIRCLE 8 FOR FURTHER DETAILS.

Newrad

NEWRAD INSTRUMENT CASES LTD
 Unit 19, Industrial Estate, Gore Road
 New Milton, Hants BH25 6SJ
 Tel: New Milton 0425 621195



19 inch Rack Mounting enclosures complete with chassis and top and bottom covers. Front, Side and Rear panels are aluminium and flat for easy machining. These panels are located with heavy duty aluminium extrusions. Front and Rear panels are satin anodised. Covers are finished in cream.

HEIGHT	DEPTH	PRICE
1U	250	£18.84
1U	300	21.35
2U	250	22.05
2U	300	24.69
3U	250	25.22
3U	300	27.99

4U heights and depths of 400mm are available in minimum quantities of 10.

PRICES ARE EXCLUSIVE OF VAT. P&P £2.50.

CIRCLE 127 FOR FURTHER DETAILS.

WRONG TIME?

MSF CLOCK is EXACT

- 8 DIGIT display of Date, Hours, Minutes and Seconds.
- SELF SETTING** at switch-on, never gains or loses, automatic GMT/BST and leap year, and leap seconds.
- EXPANDABLE** to Years, Months, Weekday and Milliseconds, and use as a STOPCLOCK to show when an event happened.
- COMPUTER** or **ALARM** output also, parallel BCD (including Week-day) and audio to record and show time on playback.
- DECODES** Rugby 60KHz atomic time signals, superhet receiver (available separately), built-in antenna, 1000Km range.
- LOW COST**, fun-to-build kit (ready-made to order) with receiver.
- ONLY £89.80** includes ALL parts, 5X8X15 cm case, pcb, by-return postage and list of other kits. **TIME RIGHT.**

CAMBRIDGE KITS

45(WX) Old School Lane, Milton, Cambridge, Tel 860150.

CIRCLE 17 FOR FURTHER DETAILS.

It's a whole new board game.....with our 7000 Series


Many operations and tasks are now possible through BASIC which could previously ONLY be accomplished in ASSEMBLER.

Based on the Intel 8052 (romable version of the industry-standard 8051) single-component Microcontroller, the CPU comes complete with BASIC Interpreter, Serial I/O and full support specifically for Industrial Control applications. Many unique features are incorporated and the system allows very fast interactive development of user software for super easy deployment in the target system.

Static MOS RAM boards (to 128k), Power down control boards, Decoder boards providing further address line decoding, watchdog, Real-time clock/calendar, plus additional output flags and I/O. Mass storage devices. Backplanes. PSU and battery packs. Drive boards offering power output, pulse generation, or externally gated outputs. Multi-channel expandable ADC, Remote switch units for power, sound or V.I.S. of vision

For Industrial Control or Data Acquisition at board, sub-system or turn-key level we offer inexpensive solutions and professional implementation.

BASIC CONTROLLER DISTRIBUTOR ENQUIRIES WELCOME



CPU BOARD FEATURES

- * 11 MHz + Clock
- * Hardware Timer Facilities.
- * Full Floating Point Arithmetic.
- * 9 x 8-Bit I/O Ports as standard.
- * Very Fast Tokenised Interpreter.
- * 8K RAM Plus 16K User ROM on-Board.
- * Interrupts Handled by BASIC or ASSEMBLER
- * Single Ended Power Supply (+ 5v Only Required).
- * Complete with EPROM/Programming Facilities.
- * BASIC Utilities may be called from ASSEMBLER.
- * Serial Communications on Board (EIA, RS232) Plus printer Port.

Cavendish Automation

45, High Street, St. Neots, Huntingdon, Cambridgeshire, PE19 1BN

Telephone: 0480 219457 Telex: 32681 CAVCOM G

CIRCLE 108 FOR FURTHER DETAILS.

Sowter Transformers

With over 45 years' experience in the design and manufacture of several hundred thousand transformers we can supply:

AUDIO FREQUENCY TRANSFORMERS OF EVERY TYPE YOU NAME IT! WE MAKE IT! OUR RANGE INCLUDES

Microphone transformers (all types?), Microphone Splitter/Combiner transformers. Input and Output transformers, Direct Injection transformers for Guitars, Multi-Secondary output transformers, Bridging transformers, Line transformers, Line transformers to B.T. Isolating Test Specification, Tapped impedance matching transformers, Gramophone Pickup transformers, Audio Mixing Desk transformers (all types), Miniature transformers, Microminiature transformers for PCB mounting, Experimental transformers, Ultra low frequency transformers, Ultra linear and other transformers for Transistor and Valve Amplifiers up to 500 watts, Inductive Loop Transformers, Smoothing Chokes, Filter, Inductors, Amplifier to 100 volt line transformers (from a few watts up to 1,000 watts), 100 volt line transformers to speakers, Speaker matching transformers (all powers), Column Loudspeaker transformers up to 300 watts or more.

We can design for RECORDING QUALITY, STUDIO QUALITY, HI-FI QUALITY OR P.A. QUALITY. OUR PRICES ARE HIGHLY COMPETITIVE AND WE SUPPLY LARGE OR SMALL QUANTITIES AND EVEN SINGLE TRANSFORMERS. Many standard types are in stock and normal dispatch times are short and sensible. OUR CLIENTS COVER A LARGE NUMBER OF BROADCASTING AUTHORITIES, MIXING DESK MANUFACTURERS, RECORDING STUDIOS, HI-FI ENTHUSIASTS, BAND GROUPS, AND PUBLIC ADDRESS FIRMS. Export is a speciality and we have overseas clients in the COMMONWEALTH, E.E.C., USA, MIDDLE EAST, etc. Send for our questionnaire which, when completed, enables us to post quotations by return.

E.A. Sowter Ltd.

Manufacturers and Designers

E.A. SOWTER LTD. (Established 1941): Reg.No. England 303990
The Boat Yard, Cullingham Road, Ipswich IP1 2EG, Suffolk
P.O. Box 36, Ipswich, IP1 2EL, England
Phone: 0473 52794 and 0473 219390
Telex 987703G Sowter

CIRCLE 117 FOR FURTHER DETAILS.

TEST EQUIPMENT

Hewlett Packard 131A Mainframe with 1415A TDR plug-in	£260
Hewlett Packard 1410A & 1425A Sampling Plug-ins (pair)	£100
Hewlett Packard 6521A 1000v 200mA Variable Power Supply	£250
Hewlett Packard Microwave Link Analysers 3701/3702	£495
Hewlett Packard 3707 RF Unit Mainframe	£100
Hewlett Packard 214A Pulse Generators	£150
Hewlett Packard 1600A Logic Analyser with pods	£295
Hewlett Packard 1610A Logic Analyser with pods	£750
Hewlett Packard 1615A Logic Analyser with pods	£950
Hewlett Packard 1640B Serial Data Analyser	£1350
Hewlett Packard 141T/8552B Spectrum Analyser System	£4950
Hewlett Packard 141T/8552B/8555A Spectrum Analyser System	£4995
Hewlett Packard 86230A 2-4GHz Sweeper Plug-in	£295
Systron Donner 6244A 4.5GHz Frequency Counter	£695
Tektronix 463 75MHz Oscilloscope	£565
Tektronix 184 Time Mark Generator	£75
Tektronix 191 Constant Amplitude Generator	£75
Tektronix 106 Pulse Generator	£60
Tektronix TM504 Mainframe with DC503/PSS03A/FG502/DMS02	£1095
Tektronix 568 Sampling Oscilloscope with 3T5 & 3S1 Plug-ins	£150
Sorensen 300v 3A Metered Power Supply Unit	£125
Sorensen 300v 1.5A Metered Power Supply Unit	£75
Sorensen 600v .75A Metered Power Supply Unit	£75
Philips 150v 3A Metered Power Supplies	£75
Coutant 24v 10A Power Supplies	£30
Coutant 24v 2A Power Supplies	£12
Lyons PG2-E Pulse Generator	£50
Systron Donner Pulse Generator 100A	£60
Tequipment D75 50MHz Oscilloscope	£265
Wayne Kerr B641 Autobalance Digital Bridge	£250
Biomation K100D Logic Analyser with pods	£1500
Biomation X-Y Display	£75
Narda 61A1B Attenuator Calibrator	£175
Philips PM 5770 100MHz Pulse Generator	£95
Tektronix Amplitude Calibrator	£40
Electrohome 19" X-Y Monitors (B & W)	£15

All equipment working and calibrated.
VAT and carriage extra.



TIMEBASE Q-TEQ



94 ALFRISTON GARDENS, SHOLING, SOUTHAMPTON SO2 8FU

TELEPHONE: (0703) 431323

Callers welcome. Access/Barclaycard: Telephone your order

CIRCLE 136 FOR FURTHER DETAILS.

ELECTRONICS & WIRELESS WORLD OCTOBER 1985

68000 board

by R.F. Coates

The £100 Kaycomp — Bob Coates, 68000 computer board for engineers, students and enthusiasts — is developed using a terminal and takes a G64 bus interface.

Kaycomp is a low cost computer board using a Motorola 68000 microprocessor with 16-bit data bus. It is designed for use either as an evaluation/educational tool or as the processor board of a larger system, connecting to a wide range of readily available peripheral cards through its G64 interface bus.

Programs can be entered using a terminal to gain access to Kaycomp's 23 function monitor program Kaybug. There's also an optional line-by-line assembler available to speed up program development. Alternatively, the board also links to a host computer with assembler/compiler facilities. Communication software is included in the monitor program.

The 68000 microprocessor has a 32-bit internal structure. Eight data and seven address general-purpose registers are available to the programmer, all 32 bits wide. Its external address bus is 24 bits which gives a linear address range of 16 megabytes, Fig. 1.

Motorola evaluation kits for the original eight-bit 68000 i.c. were available for around £150. There is a similar kit for the 6809 microprocessor but it was not introduced in the UK. For the 68000 microprocessor, Motorola produce a design module costing £1500 — a tenfold increase over the price of a 68000 evaluation kit.

Of course the 68000 design module is a far more complicated product than its older equivalents and designed to allow evaluation on a wide scale. In many applications though this complexity is not necessary and there is certainly a need for a low cost evaluation system.

I developed Kaycomp so that it could be built in its basic form for under £100. In this form it has two RS232 serial interfaces and general-purpose i/o lines provided by a 68681 i.c., a monitor eprom, a small ram and a full 16-bit 68000 i.c. When expanded,

the board has 128Kbyte ram, 64Kbyte eprom, two serial interfaces, a 68230 peripheral i/o device and a bus interface which allows connection to standard peripheral cards.

Large systems nowadays can have many processors and direct memory access controllers working together on the same bus to multiply processing speed. I considered that this feature was not essential to learning about and evaluating the processor and leaving it out saved a lot of peripheral logic. If you are interested in the type of work that requires multiprocessing, £1500 won't normally be a problem.

An external bus interface probably isn't essential for training and evaluation either, but I included one to increase the usefulness and versatility of the board. VME bus is the obvious choice for a 68000 processor board but the cost of implementing it is very high. To illustrate, one manufacturer produces a single Eurocard wire-wrap board for prototyping containing just VME interface chips for £600.

My choice was the European G64 bus designed for Motorola eight-bit processors. The interface circuit consists of just three t.t.l. devices. G64 is probably the best supported eight-bit Eurocard bus, with over 200 different cards available from many different manufacturers, but it is not well known in the UK yet. The main UK manufacturer is Syntel of Huddersfield which produces a wide range of processor and peripheral cards, back planes, racking systems, etc.

Kaycomp overview

Figure two illustrates the system. Kaycomp in kit form is double-Eurocard sized, measuring 234 by 160mm, and its p.c.b. is double-sided but to keep costs down, it is not plated through as a

board of this complexity normally would be. Layout is however for a plated-through p.c. board which means that some soldering on the top side of the board is necessary. Sockets for i.c.s must allow soldering on the component side too.

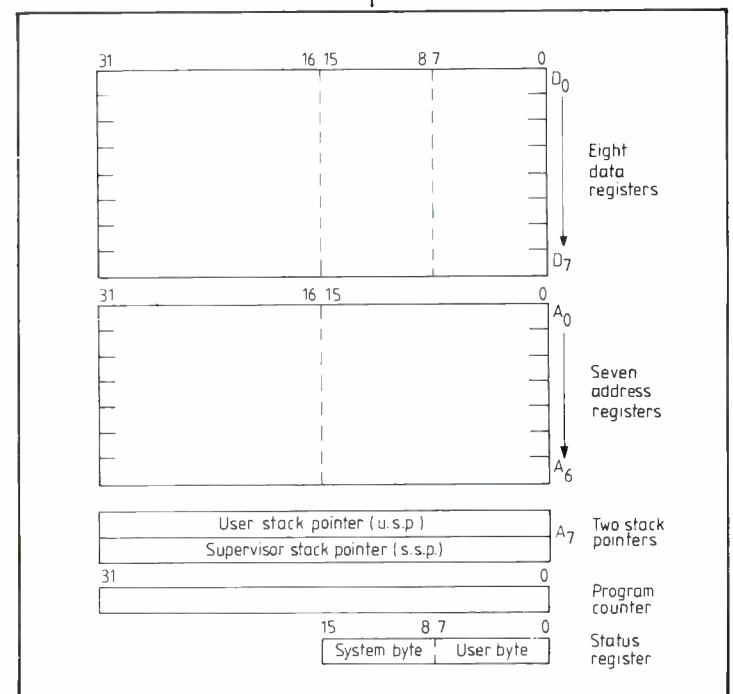
In order to keep costs down, some systems use a reduced-bus version of the 68000, the 68008, which although internally the same as the 68000 only has an eight-bit data bus and a 20-bit address bus. I decided against using this version. The board accepts either the 68000 or an enhanced version, the 68010, running at up to 10MHz. The 68010 is a virtual memory version of the 68000. This feature cannot be used with Kaycomp, but the 68010 also executes some instructions faster and has some extra ones too.

Memory consists of two eprom and two ram sockets. Two of each byte-wide memory are required to give a 16-bit data width. Links allow eproms with standard



Our front cover shows the 68000 board in its fullest form with G64-bus interface — this is the basic version.

Fig. 1. The 68000 has a 24-bit external address bus giving an address range of 16Mbyte.



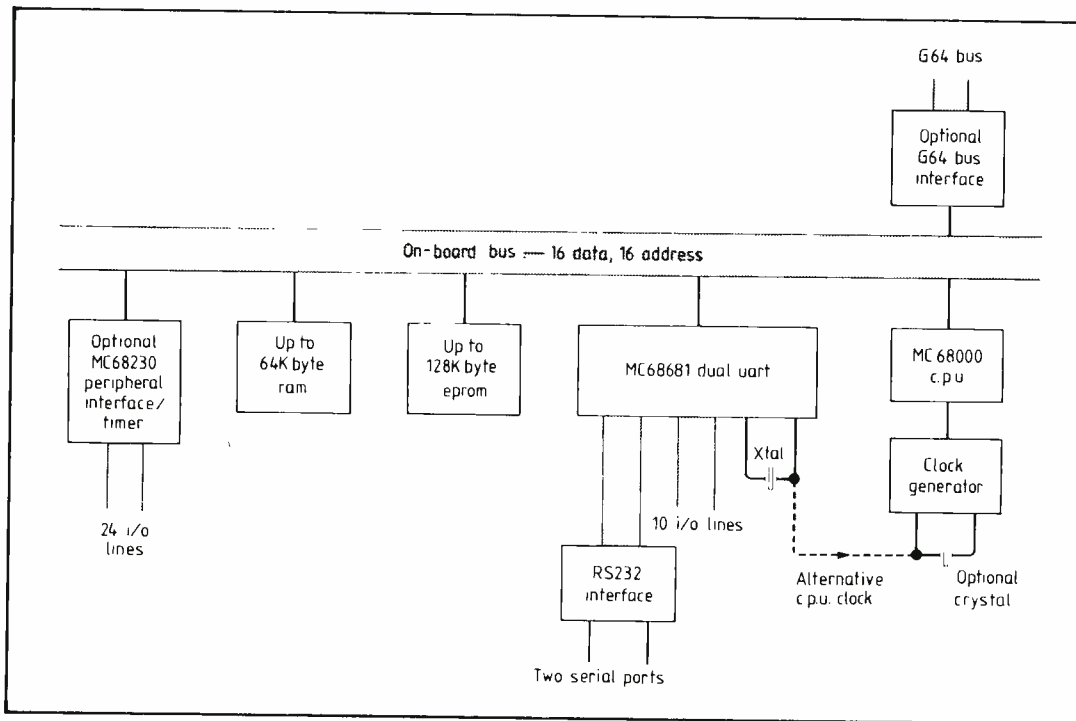


Fig. 2. Kaycomp uses a full 68000 processor and two peripheral i.cs from the same family. Using these instead of more common 6800 peripherals means higher performance and increases the board's value as an evaluation tool.

JEDEC pin configurations from 2732 to 27512 to be fitted, giving a range from 8 to 128Kbyte. Note that not all larger eeproms conform to the standard pinout, notably those from Mostek.

Ram sockets currently accept either 2 or 8Kbyte static rams, i.e. either 6116 or 6264, to give either 4 or 16Kbytes. The board is laid out though to accept 16 and 32Kbyte devices for when monolithic i.cs become available, which will give up to 64Kbytes of ram. Hybrid 16 and 32K devices are available now but they tend to be expensive. Reasonably priced hybrid 32Kbyte rams consisting of four small-outline 6264 i.cs on a ceramic substrate are produced by Digital Memory Systems, the DMS8832-15PC, and by Hybrid Memory Products, the HMS 62832.

To allow programs to be developed and written on the board, there's a monitor program which fits into two 2732 eeproms. This monitor, Kaybug, requires connection of a separate RS232 terminal. If a terminal is not available, many home computers such as the BBC microcomputer have an RS232 port and can be made to act as a dumb terminal. With this in mind, the monitor program can easily be set to produce either a 40 or 80-column display by a keyboard command.

A second RS232 serial port on

Kaycomp can be used to connect the board to a host development system or mini/microcomputer. Both RS232 ports come from a 68000 peripheral i.c., the 68681 dual asynchronous receiver/transmitter or duart. The 68681 internal oscillator requires only a 3.6864MHz crystal. A cheaper 3.579545MHz American colour tv crystal will suffice; data rates will be a little out but still within the required tolerance.

For full-speed operation, the processor requires a separate 8MHz crystal clock but if speed is not important, the duart 3.6MHz clock may be used. If you need to use the serial ports in an application, there's another version of the monitor program available which allows you to develop programs through an external G64 dual serial port card.

Parallel input/output is provided by another 68000-family i.c., the 68230 peripheral interface/timer. This optional i.c. is not used by the monitor and all of its facilities are available for user applications and evaluation.

Finally, there's the optional G64 bus interface which consists of three t.t.l. bus-interface i.cs. There are two sections in the G64 bus memory map, one for memory addresses and the other for peripheral addresses. The peripheral area consists of a 1Kbyte block somewhere in the memory map which is decoded on the processor board. Valid peripheral addresses are denoted by assertion of the VPA signal, which is not to be confused with the 68000 signal of the same name.

On Kaycomp, the G64 bus is provided solely for the addition of peripherals. The on-board memory is potentially quite large and capable of operating at much higher speeds than would be possible with memory operating through the interface bus.

Monitor software

Kaycomp's monitor program Kaybug allows you to enter and debug programs and exercise all the facilities on the board. Commands allow you to display/alter memory, set break points and run or single-step trace through programs. Registers can also be altered. Kaybug contains all of the usual monitor features.

At a basic level, Kaybug allows programs to be hand written and typed into memory from a simple terminal using the 'memory open' command. There is an optional line-by-line assembler to simplify this job. If a home computer is used source code can be written, edited and stored using the computer's facilities. When ready, the source code can be sent for processing by the Kaycomp line assembler. Object code is then produced and loaded into ram as each line is entered.


If you have a development system or development facilities on a micro or minicomputer, the second serial port allows program transfer. Kaycomp is then effectively connected in the terminal line from the host computer as shown in Fig.3.

One Kaycomp command allows the board to become 'transparent', i.e., the terminal communicates directly with the host computer as if the board did not exist. Programs can then be written and assembled or compiled in a high-level language according to the 68000 program development software available on the host computer. Another monitor command allows resulting object code to be loaded into Kaycomp's memory in Motorola S-format ready for running. The procedure may vary slightly depending on the host system used but this is a common way of developing programs.

Alternatively, a computer with 68000 'cross-software' can be made to act as both a terminal and development system, Fig.4. A monitor command allows object code to be loaded through the terminal port; the host port is not used.

Before you can understand the

Fig. 3. Kaycomp can be used by simply connecting a dumb terminal but in this configuration, it is effectively connected in the terminal line from the host computer. In this way, software developed using 68000 assemblers and compilers on the host can be fed directly into the board.



circuit, you need to know a little about the 68000 processor, Fig. 5. More detailed descriptions are given in the Motorola Data Manual and the MC68000 Microprocessor User's Manual.

About the circuit

Clock drive. The clock input is a t.t.l. compatible signal which is internally buffered for development of the processor internal clocks. There are 68000 processor versions with clock speeds from 4 to 16MHz faster versions are expected.

Address/data buses. These two buses are fairly straightforward. There are 16 data lines and 23 address lines but there is not an external A_0 address line. Addresses are considered as being byte sizes, i.e. eight bits, and although A_0 is used internally, the address bus is only capable of generating even-number addresses.

Asynchronous bus control. Bus control is a little different to that of previous eight-bit processors in that bus transfers between the processor and memory/peripherals are asynchronous.

On the 68000 for instance bus transfers are controlled by a synchronous timing signal E. This is an equal mark/space ratio signal upon which all bus timings are based. In the case of writing to memory the processor sets up the address bus and read/write signal in the first (low) half of the bus cycle and sets up data to be written in the second half. At the end of the cycle, the E signal returns low and data is latched into the memory.

When reading, the processor presents memory with the address and expects it to have data ready on the bus by the time that the E signal falls to latch the data bus into the processor. This means that the system designer must make sure that memory or peripherals used are capable of operating at the speed required by the processor or, more likely, that the processor clock speed is slow enough to suit the slowest device in the system.

In the 68000, this problem is overcome by using asynchronous bus transfers. The processor sets up the bus in the same way, but it then asserts an address signal called AS and holds the bus until it receives a data transfer acknowledge signal, DTACK, back from the memory or peripheral.

DTACK signals from the various

system elements are wire-or'd together before entering the processor. This ensures that each part operates at its highest speed.

Peripheral i.cs in the 68000 family produce the DTACK signal but extra circuits are required for this if peripheral devices from other families are used.

Accessing bytes. No A_0 address line is available so some means of implementing byte read/write operations is required. Two signals handle this, upper data strobe UDS for even byte locations and lower data strobe LDS for odd locations. For a normal 16bit word transfer, both signals are asserted.

Figures six and seven summarize the various bus transfers. Figure six shows a read and then a write cycle with no wait states inserted. After setting up the address bus the processor asserts AS, UDS and LDS and then waits for DTACK which it responds to by releasing the three signals. At that point, the addressed device must also release DTACK. If a slow device is addressed, it can be seen that wait states are inserted by the processor after S4 until DTACK is received. Figure 7 shows the action of UDS and LDS when addressing bytes.

68000 peripheral i.c. accesses. Asynchronous bus accesses work fine with 68000 peripheral i.cs but not with the wide range of 68000 peripherals which do not generate DTACK. There are three control pins on the 68000 especially for 68000 peripherals.

If the address decoding circuit asserts valid peripheral address signal VPA instead of DTACK, it indicates to the processor that the device or region addressed is a 68000 family device. The processor then executes the rest of the bus cycle synchronized to a 6800 type E signal as described earlier. It acknowledges this fact by asserting low the valid memory address output, VMA, which is gated with the device's chip-select signal.

The 68000 E signal, with a 40:60 mark/space ratio rather than 50:50, is at one tenth of the clock signal so a processor operating at 10MHz can access 1MHz 6800 peripherals. A synchronous bus access results in a somewhat slower cycle than is possible with asynchronous transfer.

Interrupt control Seven levels of interrupt can be provided for, which ideally would mean seven

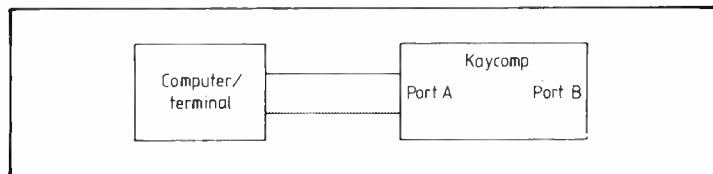
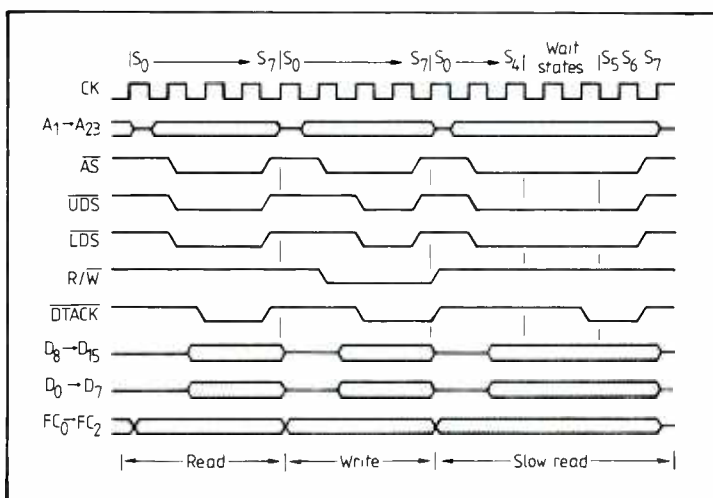
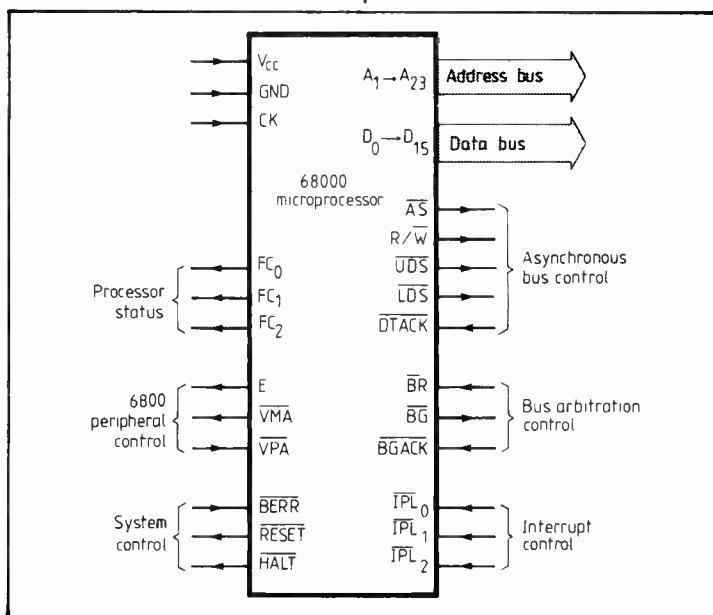


Fig. 4. A computer can be used as both a terminal and host for developing Kaycomp.

interrupt pins. To save on pins though, the seven interrupt levels are turned into three-bit binary, the eighth value, all pins high, indicating no interrupt. Normally, these three pins are fed directly from the three possible interrupt sources. Hence only three interrupt levels can be used, one, two and four.

When servicing an interrupt, the 68000 fetches an address from a vector and continues processing from that address. There are two types of interrupt vectoring though, 'auto-vectored' which is similar to that of the 6800, and vectored, where the interrupting device provides a vector number on the data bus in response to the processor executing an interrupt acknowledge

Fig. 5. Input/output signals on the 68000 processor, top, and Fig. 6, read-then-write bus transfer with no wait states.



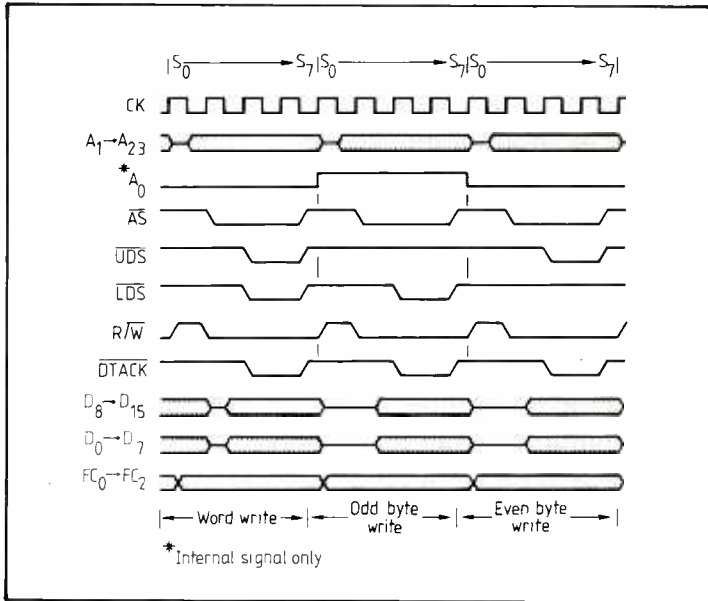


Fig. 7. Action of upper and lower data strobes UDS and LDS used when addressing bytes. These strobes are needed because the 68000 has no address-line zero.

cycle. This allows different interrupting devices on the same interrupt level to be serviced by different service routines without polling, which saves time.

Processor status. When processing an interrupt the processor places a unique code on status lines FC0/1/2 of all ones, which is used by Kaycomp to generate an interrupt acknowledge signal, IACK. This signal lets the rest of the board know what is happening. Other states are indicated by the status outputs, Fig.8, but only interrupt acknowledge is used on Kaycomp.

System control. Three signals constitute the system control section, bus error, reset and halt. Bus error, BERR, is not used on Kaycomp. It has two main functions. First, I mentioned earlier that bus cycles are terminated with DTACK. If the circuit does not send this signal, if for example access to non-existent memory location is attempted, the processor stops. A way around this is to have a hardware time-out circuit which generates a bus-error signal if DTACK is not asserted within a given period. A bus-error signal causes exception processing to allow an orderly recovery — hopefully.

Fig. 8. Function codes indicating the state and cycle type currently executing. These outputs are valid whenever the address strobe is active (low).

Function code output			Cycle type
FC ₂	FC ₁	FC ₀	
Low	Low	Low	{Undefined, reserved}
Low	Low	High	User data
Low	High	Low	User program
Low	High	High	{Undefined, reserved}
High	Low	Low	{Undefined, reserved}
High	Low	High	Supervisor data
High	High	Low	Supervisor program
High	High	High	Interrupt acknowledge

Components and Support

Individual components complete kits including double-sided p.c.b. and data packs are available from Magenta Electronics, 135 Hunter Street, Burton-on-Trent, Staffordshire DE14 2ST. A kit for the minimum system described is available for £99.

G64 card suppliers include Syntel Microsystems, Queens Mill Road, Huddersfield, HD1 3PG and Thomson Semiconductor whose UK distributors include Pronto Electronic Systems, 466 Cranbrook Road, Gants Hill, Ilford, IG2 6LE. G64 bus backplanes are available from these and also from BICC-Vero.

Cross-software for various host computers is available from a number of sources, for instance, Microtec Research, Frances Road, Basingstoke, supply 68000 cross-assemblers, Pascal and 'C' crosscompilers for DEC, Data General and IBM PC computers.

Bob Coates will program your pair of eeproms (any type) with the Kaybug monitor software for £7 sent to 57 Dalebrook Road, Burton-on-Trent, DE15 0AB. Machine-code listings can be obtained by sending a large s.a.e. marked Kaycomp to our editorial offices.

The second use of BERR is in conjunction with HALT. If both are asserted together the processor will attempt to rerun a previous, failed, bus cycle in the hope that it will work the second time. This can be significant in terms of reliability if the processor is controlling say a large plant, but omission of this feature on Kaycomp will probably go unnoticed. If you attempt to access a non-existent location, you'll have to press the reset button.


The HALT pin is bidirectional and the processor can drive it low to indicate a double bus error. Bidirectionality also applies to the reset pin. A reset instruction executed in software causes the reset pin to be driven low for 124 clock periods. All peripheral devices connected to the RESET

line are reset.

Taking RESET low externally will have the same effect on peripherals but it will not affect the processor. To reset the processor fully, at power-up for instance, both RESET and HALT must be taken low together externally. If the HALT line is taken low on its own, the processor is held in its current state until the line is released.

Bus arbitration control. Three pins, bus request, bus grant and bus grant acknowledge (BR, BG and BGACK) make up this section. These deal with multi-processor/d.m.a. functions which are not available on Kaycomp.

Bob Coates gives a more detailed description of the circuits in his next article.



The kit p.c.b. is not a plated-through type; this saves money but requires use of turned-pin i.c. sockets.

HAMEG

MORE THAN JUST ONE STEP UP

HM208 £1300.

Dual Trace, Digital Storage 2mV – 20V/cm
20 MHz Bandwidth Algebraic Add, Invert
X – Y, 4 × 1k Stores, 20 MHz Clock,
Roll, Refresh, Pre-trigger

HM605 £515.

Dual Trace 1mV – 20 V/cm
60 MHz Bandwidth Algebraic Add, Invert
X – Y; Single Shot Delay Sweep,
Var Hold-off Component Tester, 14kV CRT

HM204-2 £365.

Dual Trace 1mV – 20 V/cm
20 MHz Bandwidth Algebraic Add, Invert
X – Y; Single Shot Delay Sweep,
Var Hold-off Component Tester

HM203-5 £270.

Dual Trace 2mV – 20 V/cm
20 MHz Bandwidth Algebraic Add, Invert
X – Y Component Tester

2 Year Warranty


Prices U.K. list ex. VAT

HAMEG

FOR THOSE WHO COMPARE

74–78 Collingdon St. Luton, Beds, LU1 1RX

Tel: (0582) 413174 Telex 825484



CIRCLE 134 FOR FURTHER DETAILS.


IQD- The world shrinkers

IQD's state-of-the-art DTMF signalling technology now brings you Smartpatch 5700, which allows you to dial direct into the telephone network while you are on the move, and to accept incoming calls regardless of your location.

Smartpatch 5700 is the only intelligent telecommunications interconnect system with British Telecom approval.

Smartpatch 5700 complements IQD's extensive range of DTMF products, which includes the Codepad, Micropad and Selcall devices.

IQD keeps you in touch.



IQD

IQD Limited
North Street, Crewkerne
Somerset TA18 7AR, England

Telephone: (0460) 74433
Telex: 46283

IQD COMMUNICATION DEVICES

CIRCLE 12 FOR FURTHER DETAILS.



PHONE
0474 60521
4 LINES

P. M. COMPONENTS LTD

SELECTRON HOUSE, SPRINGHEAD ENTERPRISE PARK
SPRINGHEAD RD, GRAVESEND, KENT DA11 8HD

TELEX
966371
TOS-PM

INTEGRATED CIRCUITS

AN124	2.50	MC1327	1.70
AN2140	2.80	MC1327Q	0.95
AN240	2.80	MC1349P	1.20
AN612	2.15	MC1357	1.50
AN7140	3.50	MC1357	1.50
AN7145	3.50	MC1358	1.58
AN7150	2.95	MC1495	3.00
BA51	1.75	MC1496	1.25
CA1352E	2.95	MC145106P7	95
CA3086	0.46	MC1723	0.50
CA3123E	3.50	MC2357	2.75
ET76016	1.50	ML231B	1.75
HA1377	1.50	ML232B	2.50
HA1155W	3.50	MSM5807	6.75
HA1339A	2.95	PLL02A	5.75
HA1551	2.95	SAAS500A	3.50
LA1230	1.95	SAI1025	2.25
LA4031P	1.95	SAS560S	1.75
LA4102	2.95	SAS570S	1.75
LA4140	2.95	SAS580	2.85
LA4400	4.15	SL9018	7.95
LA4420	2.50	SL9178	6.65
LA4430	2.50	SL1310	1.80
LA4461	3.95	SL1327	1.10
LC7120	3.25	SN76003N	3.95
LC7130	3.50	SN76013N	3.95
LC7135	5.50	SN76023N	3.95
LC7137	5.50	SN76033N	3.95
LM324AN	0.45	SN76110N	0.85
LM3808N	1.50	SN76115N	1.25
LM3808N14	1.75	SN76131N	1.30
LA3831	2.95	SN7626DN	2.95
LM3590N	3.50	SN7627N	1.05
M51513L	2.30	SN76533N	1.85
M51515L	2.95	SN76544N	2.65
M51521L	2.50	SN76570N	1.00
MB3712	1.00	SN76650N	1.15
MC1307P	1.50	SN76660N	1.50
MC1310P	1.00	STK014	7.95

LINE OUTPUT TRANSFORMERS

STK015	5.95	TBA5300	1.10
STK025	3.95	TBA5400	1.25
STK078	9.00	TBA5400	1.35
STK415	7.95	TBA5500	1.95
STK433	5.95	TBA5600	1.45
STK435	7.95	TBA560CQ	1.45
STK437	7.95	TBA5700	1.00
STK439	7.95	TBA641A12	3.50
STK461	11.50	TBA651R	2.50
TA7061A	3.95	TBA720A	2.45
TA7108P	1.50	TBA7500	2.65
TA7120P	1.65	TBA800	0.89
TA7130P	1.50	TBA800A	1.65
TA7176AP	2.95	TBA820M	0.75
TA7203	2.95	TBA820Q	1.45
TA7204P	2.15	TBA890	2.50
TA7222AP	1.15	TBA920	1.65
TA7227P	4.25	TBA990	1.49
TA7310P	1.80	TCA270	1.50
TA7321P	2.25	TCA270SQ	1.50
TA7609P	3.95	TCA650	3.50
TA7611AP	2.95	TCA940	1.65
TA7611AP	2.95	TDA440	2.20
TA7611AP	2.95	TDA1001	1.95
TA7611AP	2.95	TDA1004A	5.95
TA7611AP	2.95	TDA1005A	5.95
TA7611AP	2.95	TDA1010	2.15
TA7611AP	2.95	TDA1035	2.50
TA7611AP	2.95	TDA1037	1.95
TA7611AP	2.95	TDA1170	1.95
TA7611AP	2.95	TDA1190	2.15
TA7611AP	2.95	TDA1270Q	3.95
TA7611AP	2.95	TDA1327	1.70
TA7611AP	2.95	TDA2002	1.95
TA7611AP	2.95	TDA2020	2.95
TA7611AP	2.95	TDA2030	2.80
TA7611AP	2.95	TDA2180	1.15
TA7611AP	2.95	TDA2522	1.95
TA7611AP	2.95	TDA2523	2.95
TA7611AP	2.95	TDA2523	2.95

REPLACEMENT ELECTROLYTIC CAPACITORS

BD223	0.59	BFR88	0.30	RCA16335	0.80
BD225	0.48	BFR90	1.50	SKE5F	1.45
BD226	0.35	BFR91	1.75	TIP29	0.40
BD233	0.35	BF142	0.35	TIP29C	0.42
BD234	0.35	BF143	0.35	TIP30C	0.42
BD236	0.49	BF192	0.85	TIP31C	0.55
BD237	0.40	BFX29	0.30	TIP32C	0.42
BD238	0.40	BFX84	0.26	TIP33C	0.95
BD242	0.65	BFX85	0.32	TIP34B	0.95
BD246	0.75	BFX86	0.30	TIP41A	0.45
BD376	0.32	BFX88	0.25	TIP41C	0.45
BD410	0.65	BFY10	0.21	TIP42C	0.47
BD434	0.65	BFY51	0.21	TIP47	0.65
BD437	0.75	BFY52	0.25	TIP120	0.60
BD438	0.75	BFY90	0.77	TIP125	0.65
BD520	0.65	BRV39	0.45	TIP142	1.75
BD538	0.65	BR101	0.49	TIP161	2.95
BD597	0.95	BR103	0.55	TIP295S	0.80
BD701	1.25	BR109	0.49	TIP305S	0.50
BD702	1.25	BR103	0.55	TIS91	1.20
BD707	0.90	BRCA443	1.15	TV106/2	0.50
BDX32	1.50	BT106	1.49	2N1306	1.35
BF115	0.35	BT116	1.20	2N2219	1.28
BF119	0.65	BT119	3.15	2N2905	4.00
BF127	0.39	BT120	1.65	2N3053	4.00
BF154	0.39	BU105	1.95	2N3054	0.59
BF158	0.22	BU107	1.59	2N3055	0.52
BF160	0.27	BU124	1.25	2N3702	0.12
BF167	0.27	BU125	1.25	2N3703	0.12
BF173	0.22	BU126	1.60	2N3704	0.12
BF177	0.38	BU204	1.55	2N3706	0.12
BF178	0.34	BU205	1.30	2M3708	0.12
BF179	0.34	BU208A	1.52	2N3733	0.90
BF180	0.29	BU208D	1.85	2N3737	2.75
BF181	0.29	BU326	1.20	2N3792	1.35
BF182	0.29	BU407	1.24	2N4447	1.95
BF183	0.28	BU500A	2.25	2N4448	1.15
BF184	0.28	BU500B	1.95	2N5294	0.42
BF185	0.28	BU526	1.90	2N5296	0.48
BF194	0.11	BU526	1.90	2N5298	0.60
BF195	0.11	BU80Y	2.25	2N5485	0.45
BF196	0.11	BUR99	1.70	2N496	9.95
BF197	0.11	MJ3000	1.98	2SA715	0.60
BF198	0.16	MJE40	0.40	2SC495	0.60
BF199	0.14	MJE20	0.48	2SC496	0.80
BF200	0.40	MPSA13	0.29	2SC1096	0.80
BF241	0.15	MPSA92	0.30	2SC1106	2.50
BF245	0.30	MRF237	4.95	2SC1172	2.20
BF257	0.28	MRFA45A	13.95	2SC1173	1.15
BF258	0.28	MRFA45B	17.50	2SC1364	0.50
BF259	0.28	MRFA45C	26.50	2SC1366	1.40
BF271	0.26	MRFA45D	17.50	2SC1307	1.75
BF273	0.18	MRFA45E	29.95	2SC1368	0.50
BF331	0.25	MRFA47	29.95	2SC1449	0.80
BF337	0.29	MRFA77	10.00	2SC1678	1.25
BF338	0.32	OC16W	2.50	2SC1909	1.45
BF355	0.37	OC23	0.75	2SC1945	2.65
BF362	0.38	OC42	0.75	2SC1953	1.95
BF363	0.65	OC44	0.75	2SC1957	0.80
BF371	0.25	OC45	0.55	2SC1969	1.95
BF394	0.19	OC70	0.45	2SC2028	1.15
BF422	0.32	OC71	0.55	2SC2029	1.95
BF457	0.32	OC72	0.85	2SC2078	1.45
BF458	0.36	OC81	0.50	2SC2091	0.85
BF467	0.68	OC171	3.50	2SC2098	2.95
BF485	0.23	R2008B	1.45	2SC2166	1.95
BF487	0.25	R2010B	1.45	2SC2314	0.80
BF497	0.25	R2322	0.58	2SC2371	0.36
BF595	0.23	R2323	0.66	2SD234	0.50
BF599	0.23	R2540	2.48	2N21	2.95
BF840	0.23	RCA16334	0.90	3SK88	0.95
BF881	0.25				

CATHODE RAY TUBES

CME822W	19.00	DB7.36	55.00	M38-121LA	65.00
CME822GH	25.00	DG17.32	45.00	M38-122GW	65.00
CME1428GH	45.00	DG13.2	45.00	M38-140LA	65.00
CME1428W	39.00	DH3.91	55.00	M38-142LA	65.00
CME1533W	39.00	DH7.91	55.00	M38-341P31	65.00
CME1431GH	39.00	DP7.5	35.00	M38-344P39	65.00
LM431W	39.00	DP7.6	35.00	M40-120W	59.00
CME202GH	45.00	DN13.78	35.00	M43-12L/G/01	65.00
CME2024W	45.00	F16-101GM	75.00	M44-120LC	65.00
CME2325W	45.00	F21-130GR	75.00	M50-120GH	65.00
CME3128W	45.00	F21-130LC	75.00	M50-120GR	65.00
CME3132GH	45.00	F31-10GM	75.00	M50-120GV	65.00
CME3155W	45.00	F31-10GR	75.00	M50-120LC	65.00
CRE1400	25.00	F31-10LC	75.00	M61-20W	75.00
CV429	89.00	F31-12LC	75.00	S6AB	45.00
CV1450	35.00	F31-12LW	75.00	SE4D/P7	45.00
CV1526	19.00	F31-13GR	75.00	SE42BP31AL	55.00
CV2185	15.00	F31-13LC	75.00	SE42BP31	55.00
CV2191	19.00	F31-13LD	75.00	SE5FP31	55.00
CV519	85.00	F41-101LD	185.00	T948N	65.00
CV5320	85.00	F41-12LC	185.00	V4150LC	65.00
CVX388	55.00	F41-142LC	185.00	V5004GR	59.00
D9-110GH	39.50	M7-120W	19.00	V5004LD	59.00
D9-210GH	45.00	M14-100GM	45.00	V6001GH	65.00
D10-210GH68B	65.00	M14-100LC	45.00	V6007DP31	59.00
D10-230GH	35.00	M17-151GVR	175.00	V6008W	59.00
D10-230GM	35.00	M17-151GR	175.00	V6034VA	59.00
D10-293G/Y90	55.00	M19-100W	45.00	V6048CLA	59.00
D13-30GH	49.50	M19-103W	55.00	V6048J	49.00
D13-47GH/26	55.00	M23-110GH	55.00	V6064BP31	55.00
D13-51GL/26	55.00	M23-112GM	55.00	V6064CLA	55.00
D13-51GM/26	55.00	M23-112GW	55.00	V6068GH	55.00
D13-450GH/01	69.00	M23-112KA	55.00	V6070P31	49.00
D13-471GH/26	69.00	M24-120GM	59.00	V7016A	65.00
D13-600GM	59.00	M24-120LC	59.00	V7030	59.00
D13-61GH	59.00	M24-120WR	59.00	V7031GH	59.00
D13-61GM	59.00	M28-121GH	55.00	V7035A	48.00
D13-630GH	59.00	M28-12GH	55.00	V7037GH	45.00
D14-150GH	75.00	M28-13LC	49.00	V8004GR	65.00
D14-172GH/84	59.00	M28-13LG	49.00	V8006GH	65.00
D14-172GR	55.00	M28-13GR	49.00	V8010A	65.00
D14-173GH	55.00	M28-13GR	49.00	VC1939A	11.50
D14-173GM	53.00	M28-133GR	55.00	2BP1	9.00
D14-173GR	53.00	M28-133GH	55.00	3BP1	11.50
D14-181GH/98	55.00	M31-101GH	55.00	3DP1	11.50
D14-181GJ	55.00	M31-182GR	53.00	3H/0BM	55.00
D14-181GM	53.00	M31-182GV	53.00	4WP1	18.50
D14-181GM50	59.00	M31-184W	65.00	4EP1	30.00
D14-182GH	59.00	M31-184GH	65.00	5BP1	30.00
D14-200BE	89.00	M31-186W	69.00	5BP1F	30.00
D14-200GA/50	75.00	M31-190GH	55.00	5BP1FF	30.00
D14-200GM	75.00	M31-190GR	55.00	5BP3P1	30.00
D14-210GH	75.00	M31-191GV	55.00	5CP1	10.00
D14-210GH/50	75.00	M31-191W	55.00	6EP7/S	39.00
D14-310W	110.00	M31-220W	59.00	13BP1	13.50
D14-320GH/82	85.00	M31-270GY	65.00	13BP4	17.50
D14-340GH/KM	45.00	M31-271PW	65.00	17DWPA	25.00
D14-340KA	65.00	M31-271GW	65.00	32J/1085	69.00
D16-100GH/65	6				

Case study in interface design

Development of the Syscon 6 interface for using Commodore peripherals with a BBC computer illustrates the sometimes overlooked ratio between software and hardware design effort.

It is a popular misconception that microcomputer interfaces are a complex plug and socket and that their design time is equal to the time taken to make the necessary electrical connections.

The Oxford dictionary describes an interface as an area of interaction between two systems. This wider definition becomes more applicable as systems grow in complexity, particularly when distributed processing is involved. As the area of interaction grows, emphasis moves from interface hardware to interface software; this description of the design of Syscon 6 is an illustration of this trend.

Syscon 6 allows Commodore disc drives and printers, now often found collecting dust in educational establishments, to be used with the BBC microcom-

puter. Firmware makes sure that the user does not notice any difference between using the Commodore peripherals and the disc drives and printers normally used with the BBC computer. The resulting interface software gives increased data storage capacity, data security and flexibility.

There are two separate interfaces in Syscon 6; both can function concurrently as data is transferred to and from the disc in blocks and to the printer a line at a time. Firmware for the printer interface allows Commodore printers to print a normal upper and lower case character set.

Commodore disc-unit design

To appreciate the design of the disc interface, CDISK, one needs to understand both the Commodore disc unit and the BBC computer disc filing system, the d.f.s.

Over the years, Commodore has produced a variety of disc units, all designed as intelligent subsystems with two microprocessors. One processor unit, described as the file-interface controller, handles communication with the host computer through the IEEE488 interface. The second processor acts as a disc controller. The processors communicate through 4Kbyte of shared memory used for data buffering and operating-system work space.

The Commodore disc operating system, or dos, is in the disc unit. All versions support primitive direct-access commands such as those for reading or writing a block of data, and later versions support a relative-record

filing system. However, random-access filing systems have always had to be supported by application programs running on the host computer.

Discs are formatted such that outer tracks have more sectors than those closer to the centre. Tracks are reserved for a directory of files and a block-allocation map, or bam. The dos includes error-checking, e.g., read-after-write verification.

Disc operating system commands are sent by the computer to the disc unit as strings of Ascii characters. When a dos command has been executed an error-status message, also a string of Ascii characters, can be read by the computer.

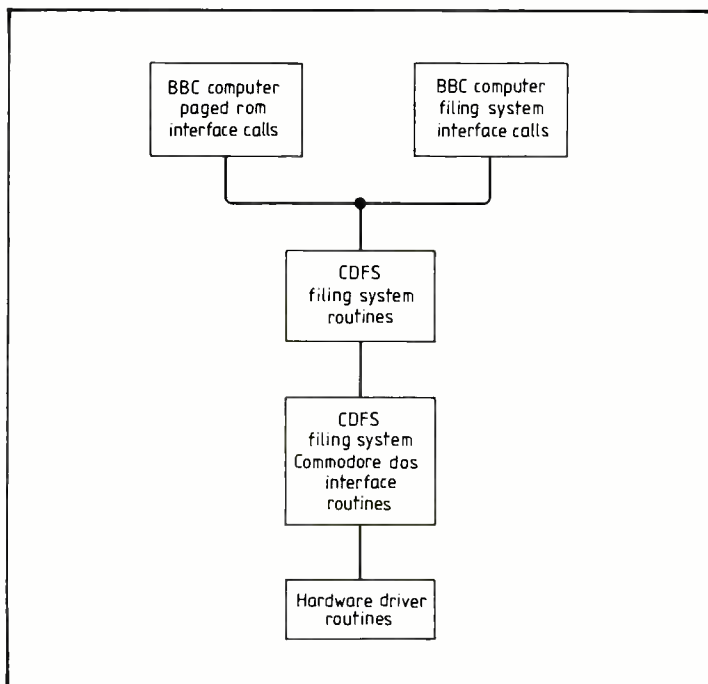
BBC computer d.f.s. design

The BBC-computer disc filing system is totally integrated into the main computer. An 8271 disc controller is used with software in a 'paged' rom. This simple but effective design results in rapid data storage and retrieval. Discs are formatted with ten sectors per track which gives 100Kbyte per side for a 40-track drive or twice that for an 80-track one.

There are two distinct areas of interaction between the BBC computer operating system and the d.f.s. The obvious one is the command-line interpreter. After the d.f.s. has been selected by *DISC, other commands such as *BACKUP, *COPY, etc., are passed by the operating system to the filing system for interpretation and execution.

The less obvious interface is used by languages and application programs written in assem-

Fig. 1. Software sections of the interface for controlling Commodore peripherals using a BBC computer.



bly-language. These make use of seven specific operating-system calls for reading/writing data bytes, filing information etc., and 'OSWORD' calls.

Data in a disc file is always stored contiguously. To retrieve a file, the only information required is the file start sector and length. Disadvantages of this storage method are that disc surface faults cannot be tolerated and that frequent file writing and deletion can cause empty gaps between files. To fill the gaps, a *COMPACT command has to be used.

The first two sectors on the disc's first track hold d.f.s. catalogue information. Only having two sectors limits the number of files per disc side to 31 and file names to seven characters, which can be irritating. All files are treated by the d.f.s. as a sequence of bytes. Extremely fast random access filing is achieved by using a pointer.

CDISK interface design

After studying the Commodore dos and Acorn d.f.s. it was possible to draw up the Syscon 6 CDISK filing-system specification. CDISK would have to have all the facilities of the Acorn d.f.s. and, to be of use in educational establishments, it would have to be capable of transferring programs written on a BBC computer with the Acorn d.f.s. to a computer with CDFS without modification.

Commodore dos only fully supports sequential files, so most of the design effort went into a random-access capability for CDFS. Following aspects of the disc unit design were carefully considered.

Data transfer speed between the host computer and disc unit is limited for two reasons; the disc unit uses software for IEEE488 source and acceptor handshakes, and disc commands are sent as Ascii character strings rather than as a sequence of binary bytes. However, as the disc unit is an intelligent subsystem, the number of commands needed is reduced. Some operations, such as formatting a disc and searching for named files require only a single command.

We considered that the effects of limited data transfer rate on data storage/retrieval time could be reduced by efficient communication. This was achieved by buffering in the host computer and

transferring data to the disc unit in blocks.

Efficient filing system operation depends on how data storage is organized on the disc. After considerable thought, we chose the following method. CDFS catalogue information, load address, execution address, etc., is stored in a dos sequential file.

These sequential catalogue files are referred to by an extended file name which CDFS pads to 14 characters using spaces. The file name is preceded by the CDFS directory character and followed by a space if the file is unlocked or an 'L' if the file is locked. Each catalogue file contains up to eight two-byte track/sector pointers to blocks which can, in turn, contain up to 128 two-byte track/sector pointers to the data blocks. Thus the maximum size of a CDFS file is 8x128 blocks or 256Kbytes, provided that the drive can hold that amount.

During operation, CDFS maintains a pointer for each open file which points to the next byte to be read from or written to. CDFS determines the data track/sector list block, the data block and the position of a byte in the data block from the pointer.

Commodore dos sequential filing system commands and facilities are used to locate and update the catalogue file while direct-access commands are used to read and write data track/sector list blocks and the data blocks themselves. The dos block-allocation map, bam, is automatically updated during sequential file operation. By using the dos block-allocate and block-free commands during read and write operations, CDFS ensures that the allocation map is kept up to date, avoiding conflict between sequential and direct-access operation.

General catalogue information is stored by CDFS in a sequential filing system.

The drive type is used to avoid dos directory tracks and determine data-block size. CDFS formats a disc using the dos NEW command and then writes the system files to it. Backup is carried out by formatting the disc in the destination drive and then copying each file in turn from source to destination.

DOS read-after-write verification identifies a bad block and CDFS then excludes it from further use, allocates the next free block and repeats the write

operation. The interface system is flexible in operation as the sequential catalogue files, data track/sector list blocks and data blocks can be stored anywhere on the disc, allowing a file to be extended at any time. Optimal use of disc space is made as blocks are only allocated as required and freed when not.

The maximum number of files on the disc is limited only by the dos directory capacity and ranges from 151 to 224, depending on the disc-unit model.

CDFS operation

This is how a file is created and written to using CDFS

Opening the channel. This is done in response to an OSFIND call normally resulting from use of a Basic OPENOUT function. CDFS first checks availability of an open channel, checks file name validity and checks that there is no previously opened channel to a file of the same name. It then reads the system file if there are no channels already open to the same disc. During this operation, the disc is initialized if necessary and the write-protection state is determined. Next, CDFS determines whether the file exists, and if so, checks that it is unlocked and deletes it. Lastly, it writes the default catalogue file on disc to reserve space.

Reading and writing data. To increase speed, CDFS maintains two buffers for each open file in the computer memory. The first contains a section of the data track/sector pointer block and the second a data block. Whenever the pointer crosses a data-buffer boundary, the data block is written to disc. In the same way, whenever the pointer crosses the boundary of a data track/sector, the data track/sector pointer block is written to disc. The least-significant pointer bits specify the next position in the data buffer to be written to. After each write

operation, the pointer is updated. **Closing the file channel.** Here, the CDFS writes any valid data and data track/sector buffer to disc then erases the default catalogue file and writes the current catalogue file. Lastly, it erases then writes the current system file if no other disc write channels are open.

Having decided how data was to be organized on the disc and determined filing-system operation, the software design could be completed. The software sections are clearly defined. There are two interfaces to the BBC computer machine operating system (mos). First is the pagedrom interface which handles auto-start and auto-boot operations, OSWORD calls and commands not recognized by the mos, such as *CDISK and *CPRINTER.

The second interface handles the seven filing-system calls, OSFIND, OSBPUT, OSBGET, OSGBPG, OSFILE, OSARGS and OSFSC. Most of the commands used by CDISK are similar to those provided by the Acorn d.f.s., but some offer additional features and there are some extra commands like *BLOCK.

Conclusion

For the sake of brevity, I have not included a detailed description of the software. Nevertheless, I hope that you have gained some appreciation of the ratio of software to hardware design time, which in this case was around 100:1.


In any interface design, this ratio is a function of the mismatch between the interfacing systems. In this case, the mismatch was considerable. Although this is only an interface between a single-user microcomputer operating system and an intelligent disc-subsystem capable of undertaking one task at a time, the area of interaction between the two systems is large.

Table 1. CDFS catalogue file format. Catalogue information, load address, execution address, etc., is stored in a dos sequential file.

byte	contents
&00 - &03	load address, l.s. byte first
&04 - &07	execution address l.s. byte first
&08 - &0B	extent l.s. byte first
&0C - &0F	attributes
&10 - &1F	track/sector list block



**the chameleon
that stands out
from the crowd...**



Essex chameleon controller

all you need in a single card!

- Program in BASIC or FORTH/ASSEMBLER
- Fully 'Romable' Code
- 54 Digital I/O Lines
- 64K Memory Space (8k RAM supplied as standard)
- Flexible Memory Mapping with PAL and PROM
- Full Duplex Serial Line RS422/423 + CTS, RTS
- Essex Bus with buffered data lines

The Chameleon Controller Card allows you to rapidly get to grips with your application and eliminates wasteful development time. A 5v supply and a terminal is all that is required to enable you to program in BASIC or FORTH/ASSEMBLER.

Other system options include: Floppy Disk Interface, EPROM Programmer, Battery Backed Memory, Real Time Calendar Clock, Opto isolated I/O, Mains Interfaces, 12 Bit A/D D/A Conversion. A packaged development system is also available.



**Attractive discounts
for volume users.**



**Send Today
for Full Information**



Essex Electronics Centre

UNIVERSITY OF ESSEX COLCHESTER CO4 3SU
Tel. COL (0206) 865089

Also supplied by:

RCS MICROSYSTEMS, 01-979-2204

CIRCLE 119 FOR FURTHER DETAILS.

NEW EQUIPMENT made by PYE.

SSB TRANSCEIVERS 130M, 2 Channel 4-8 Mc/s
SSB TRANSCEIVERS 130M, 4 Channel 4-15 Mc/s
PSU for above 12V DC/230V AC.
Remote control for above sets.

SPARE PARTS FOR

Linear Amplifier A200, Olympic M202, 100T SSB, Tx Type T100 FM VHF, W15 FM, Rx Type R17/R18 VHF FM, SSB 130 M & F.

DECCA KW 2000 CAT SSB RADIO TELEPHONE

2-12 MHz with PSU 230V AC with Messenger (Mobile) DTR 2002, 2-18 MHz supply direct from 12V battery.

VEHICLE MOUNTING (3-18 MHz) Flexible glass fibre protected rods Type HFA (Separate rod and base assembly available).

POWER SUPPLY UNITS 230V AC input, 750V-100V + 12V, A300V output is obtained from a centre tab of the 750V.

CHARGING SETS 300 watts, 15V made by BSA.

IN STOCK ALSO

Large quantities of Switchboards 'F & F' Magneto 10 line, Telephone Type 'J', 'L' and 'F', Field Telephone cable D10, MARCONI signal Generator TF 144 H.

COLOMOR (ELECTRONICS LTD.) 170 Goldhawk Rd, London W12
Tel. 01-743 0899 or 01-749 3934. Open Monday to Friday 9 a.m.-5.30 p.m.

CIRCLE 7 FOR FURTHER DETAILS.

OSCILLOSCOPES

TEKTRONIX 465 Dual Trace 100MHZ Delay Sweep	£1000
HEWLETT PACKARD 1707B Dual Trace 75MHZ Delay Sweep Mains/Battery	£750
TELEQUIPMENT D75 Dual Trace 50MHZ Delay Sweep	£350
COSSOR CDU150 Dual Trace 35MHZ Delay Sweep	£200
S. E. LABS SM111 Dual Trace 18MHZ AC or external DC operation	£150
TEKTRONIX 547 Dual Trace 50MHZ Delay TB. Delay Sweep	£140
TELEQUIPMENT D43 Dual Trace 15MHZ	£100
TELEQUIPMENT 543 Single Trace 25MHZ	£75

SIGNAL GENERATORS

HEWLETT PACKARD 616B 1.8-4.2GHz	£350
MARCONI TF2008 AM/FM 10MHZ-510MHZ	£1200
MARCONI TF1066B/1 AM/FM 10MHZ-470MHZ	£375
MARCONI TF995A/2 AM/FM 1.5-220MHZ	£200
MARCONI TF144H/4 10KHZ-72MHZ	£65
ADVANCE type S663E AM/FM 4-230MHZ	£150
ADVANCE type S663 AM/FM 7.5-230MHZ	£75
ADVANCE type S662B AM 150KHZ-220MHZ	£70
ADVANCE type 62 AM 150KHZ-220MHZ	£35
FARNELL Modular Pulse Generator System 1HZ-10MHZ	£50

MULTIMETERS

AVO 8 Mk IV and AVO 9 Mk IV. Complete with batteries and leads for only	£65
AVO TEST SET No 1 (Similar to AVO 8 Mk3). Complete with Batteries, leads & carrying case	£80
AVO Model 73 Pocket Multimeter (Analogue) 30 ranges. Complete with batteries & leads	£25
AVO 72 - Similar to above but no AC Current range with Batteries & Leads	£18

PHILIPS DIGITAL MULTIMETERS

4 digit Auto ranging. Un-used, complete with batteries and leads (P&P £5)	£75
Type PM2517E (L. E. D.)	£95
Type PM2517X (L. C. D.)	£95

5 1/4" FLOPPY DISK DRIVES

TANDON Height Brand New Single Sided Double Density	£60
Double Sided Double Density	£100
MPI Type 92 Double Sided Double Density. 80 Track Un-used	£100
DISK DRIVE PSU 240V In. 5V1.6A + 12V 1.5A Out. Size W125mm, + 75mm, D180mm. CASED Un-used ONLY £15 each p&p £2	£15
P&P all drives £5.	

PROFESSIONAL 9" GREEN SCREEN MONITORS

made by KGM for REUTERS
Gives quality 80 column x 24 line display. Composite Video In. Cased. Good Condition. ONLY £40 each

NEW EQUIPMENT

HAMEG OSCILLOSCOPE 605 Dual Trace 60MHZ Delay Sweep Component Tester	£515
HAMEG OSCILLOSCOPE 203.5 Dual Trace 20MHZ Component Tester	£270
BLACK STAR FREQUENCY COUNTERS. P&P £4	
Meteor 100-100MHZ	£99
Meteor 600-600MHZ	£126
Meteor 1000-1GHZ	£175
BLACK STAR JUPITOR 500 FUNCTION GENERATOR Sine/Square/Triangle 0.1HZ - 500KHZ. P&P £4	£110

HUNG CHANG DMM 6010. 3; digit. Hand held 28 ranges including 10 Amp AC/DC. Complete with batteries & leads. P&P £4

OSCILLOSCOPES PROBES. Switched X1: X10. P&P £2

HEWLETT PACKARD LOGIC ANALYSER

1600S-32 bits £450
(Consisting of HP1600A and HP1607A - can be sold separately). Specification on request.

MARCONI RF MILLIVOLTMETER TF2603 50KHZ-1500MHZ. 1mV-3V.FSD	£175
MARCONI ELECTRONIC VOLTMETER TF2604 20HZ-1500MHZ. AC/DC/OHMS 300mV-300V.FSD	£95
MARCONI VALVE VOLTMETER TF2600 10HZ-10MHZ. 1mV-300V.FSD	£40

AVO TRANSISTOR ANALYSER CT446 Suitcase style - battery operated. (Batteries NOT SUPPLIED) With information only £20 each.

AVO TRANSISTOR TESTER TT169 Handheld GO/NO GO for In-situ Testing. Complete with batteries, leads & instructions. Now Only £12 p&p £3

CHERRY KEYBOARD - SERIAL/ASCII STANDARD QUERTY WITH NUMERIC PAD. NEW CASED WITH CIRCUIT (P&P £4) £15

THIS IS A VERY SMALL SAMPLE OF STOCK, SAE Or Telephone for LISTS
Please check availability before ordering.
Carriage all units £12
VAT to be added to Total of Goods & Carriage

STEWART OF READING Telephone: 0734 68041

110 WYKEHAM ROAD, READING, BERKS RG6 1PL

Callers welcome 9 a.m. to 5.30 p.m. Monday to Saturday inclusive

CIRCLE 18 FOR FURTHER DETAILS.

Switched-mode power supply

Last part of the instructional series on d.c. supplies is a practical description of a switcher to provide 13.8V at 13A.

by K.L. Smith
Ph.D.

In this, the last part of the Power Supplies series, I describe a flyback switcher — again to show how the theory is applied and to see if it works. There should be enough detail to enable anyone interested to gain some hands-on experience and perhaps embark on a design of their own.

I have deliberately chosen cheap, easily obtainable components. You can find the switch (a BU126) for less than a pound and the control chip (TDA2640) for a couple of pounds or so, in the advertising pages. The technology is therefore a straightforward application of the ideas to produce the following specification:

- power output 180 watts (13.8V at 13A)
- flyback mode, double-wound choke
- switching frequency, 16kHz.

I chose a flyback-mode circuit to introduce the slightly more complex detail necessary for its design: a forward converter should be simpler, should you wish to experiment with one, although a storage choke is required, so there is probably not a lot of simplification in it.

Establishing parameters

The two important formulae required are quoted:

$$VA = \left(\frac{A_w F_w P_w}{\rho_c m l_w F_R} \right) \cdot \frac{\sqrt{2}}{\left(1 + \frac{\eta^2}{3}\right)^{\frac{1}{2}}} \cdot \frac{\eta}{(1 + \eta)} \cdot \hat{B} A_{\text{core}} f \dots (10A)$$

and

$$\frac{V}{\text{Turn}} = \frac{2\eta}{1 + \eta} \cdot \frac{\hat{\Phi}_{\text{max}} f}{\delta_{\text{min}}} \dots (9A)$$

Table 1 lists the quantities with the values relevant to the operation of this design.

The choke

A core large enough to store the energy (or in other words, handle the throughput) is required. Two Mullard Ferroxcube-E cores type FX3609 were chosen and should be ample for $P_o = 180W$. The dimensions of the cores used are given in Fig. 1(a) and (b). The ferrite material is type A16 (3C8) and the absolute maximum flux density allowed before saturation at 100°C is just over 300 milliteslas. The pair of cores can handle the required absolute peak flux of 126mWb.

Using the data collected, the calculation proceeds via the two equations. Throughput, $VA =$

$$\left(\frac{180 \times 10^{-6} \times 0.5 \times 7.5}{1.7 \times 10^{-8} \times 1.3 \times 125 \times 10^{-3} \times 1.4} \right) \cdot \frac{\sqrt{2}}{\left(1 + \frac{0.4^2}{3}\right)^{\frac{1}{2}}} \cdot \frac{0.4}{1.4} \cdot 73 \times 10^{-6} \cdot 16 \times 10^3 = 190 \text{ VA}$$

This result indicates that the required 180 watts should be comfortably obtained.

The second equation gives the required volts per turn to support the peak flux, at $f = 16\text{kHz}$. From this the number of turns on the primary is easily found. In practice, I used 4 volts per turn and with an input level of 360 volts, this rounded off to 90 turns for N_p .

In a flyback circuit, where the mark to space ratio is not unity (i.e. our "8" differs from 0.5), the output voltage at any secondary is not simply the turns ratio difference. Therefore to find the

secondary turns we must use

$$\frac{V_1}{V_o} \cdot \frac{\delta}{1 - \delta} = n \dots (1)$$

This gives a ratio of 15.1:1 at the nominal V_1 of 340V and output of 13.8V, and requires 6 secondary turns. I wound half of these beneath the primary and the other half on top — with a *non-shorting* copper foil screen between each winding. The secondary has to handle 13 amps and a bunched winding is the best answer. I used 13 strands of 24 s.w.g. copper enamelled wire, all in parallel on each 3-turn half-secondary.

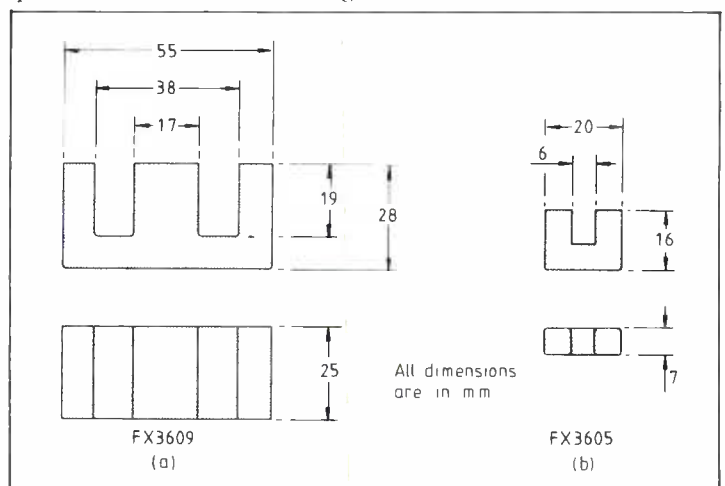
One or two points arise in the design. The first is the difference between the absolute maximum flux allowable in the core, and the working peak flux under normal circumstances. A safety factor is given by:

$$\frac{\hat{\Phi}_{\text{max}}}{\hat{\Phi}} = 1.72$$

$\hat{\Phi}_{\text{max}}$ was used in the volts per turn expression. The normal $\hat{\Phi}$ appears in the throughput formula.

There is a tertiary winding placed on the choke for sensing

Fig. 1. Dimensions of Mullard Ferroxcube Cores. At (a), type FX3609 as used in the power choke. At (b), the small "U" cores type FX3605 employed in the driver transformer. Both are made from type A16 (3C8) material, $B_{\text{max}} = 310 \text{ mT}$, $\mu_a = 1000$.



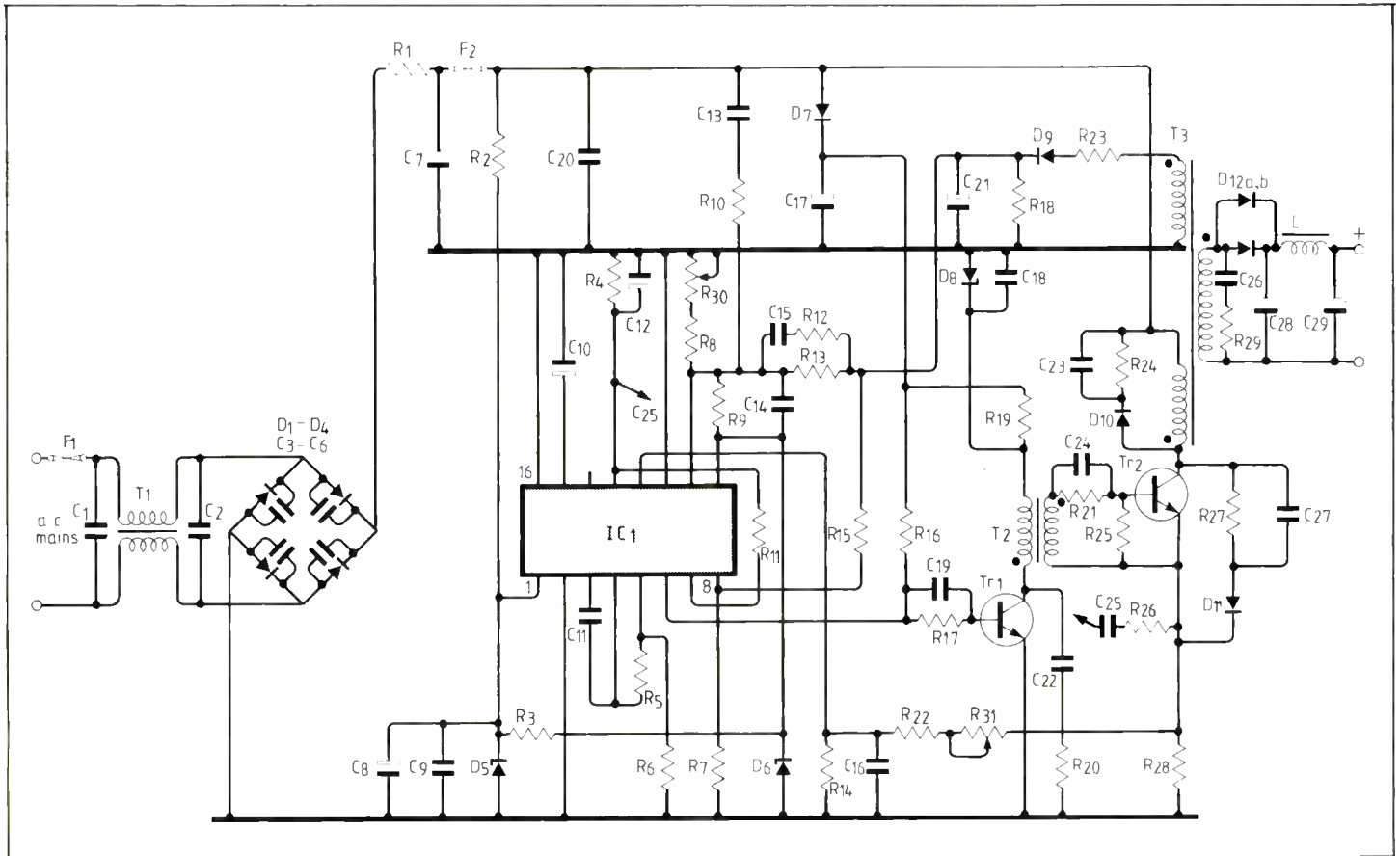


Fig. 2. Circuit diagram of power supply.

the voltage level to enable the feedback system to control the output stability. The flyback choke factor η was chosen to be 0.4: thus, full control is maintained down to a power output of a little less than half the 180 watts. At that point the current in the choke winding falls to the critical zero value and the control circuit detects this and drastically alters the factor to keep the output fairly level. But much stability is lost, and the output smoothing is liable to worsen. Also, the mode of control changes, and an audible whine may arise — from the magnetostriction in the ferrite core.

There is a large d.c. component in the windings of the power

choke. The optimization of the a.c. performance (i.e. the inductance) therefore requires a gap in the magnetic circuit. As I mentioned in earlier articles, Hanna curves are usually employed to estimate this. My approach was "experience tempered with experiment", in other words, I slid the cores apart very carefully under power — and watched the slope on the current wave being monitored with an oscilloscope until it showed the shallowest decline. (This was difficult, as there was considerable magnetic pull.) I then inserted paxolin shims of the required thickness.

oscillator/control component connections. C_{11} , R_5 and R_6 produce a switch rate of 16kHz here. The pulse width modulated output appears at pin 6, feeding the base of the drive transistor, Tr_1 . Pin 7 is a connection for "low feedback protection". Resistor R_{11} connected to pin 13 reduces the duty cycle to a small value if there is a loss of voltage on pin 10.

It is important to detect over-voltage. A sample is taken to pin 8 via a rectifier network from the sensing winding on the choke. The potential on pin 8 is compared with the reference voltage on pin 9 from the 6.2V Zener (D_6) and if the level is exceeded, the protection circuits trip. The regu-


Table 1. Design parameters and quantities for 180 watt flyback switcher

f	switching frequency	16 kHz
P_c	resistivity of copper at 20°C	$1.7 \times 10^{-8} \Omega m$
ρ_m	resistivity increase with temperature, (ref. 20°C)	$1.3 @ 20-100^\circ C$
F_R	A.c. resistance: d.c. resistance of windings (extra factor in 10A)	1.4
A_w	cross-sectional winding area (not window area)	$180 \times 10^{-6} m^2$
F_w	winding copper factor	0.5
l_w	mean turn length	$125 \times 10^{-3} m$
B_{max}	absolute maximum peak flux density	300 mT
A_{core}	magnetic core area	$420 mm^2$
δ_{min}	duty factor (mains high)	0.36
δ_{max}	duty factor (mains low)	0.47
δ	duty factor (normal)	0.38
η	minimum to maximum P_o chosen to be...	0.4

Operation

The full practical circuit is shown in Fig. 2, with the printed circuit layout in Fig. 3. The TDA2640 s.m.p.s. control chip I chose is being replaced by later types, such as the TDA1060, in up-to-date designs. Briefly the 2640 operates as follows (see Fig. 4),¹

A voltage of +12V is required on pin 1. I derived this via a Zener diode (D_5) from the main d.c. line. If the voltage falls below +8V on pin 1 then the protection circuits inside will switch off the supply. Pins 3,4 and 5 are the



lation control system operates via pin 10. Again, the reference is the voltage on pin 9 and the pulse-width modulator varies the drive waveform; i.e. the factor δ to maintain level output. If you look at the circuit in the feedback loop, a number of actions can be seen: R_{13} , R_8 and R_{30} supply the sample. The present R_{V_1} sets the level of output voltage. The combination C_{15} and R_{12} improves the transient performance: C_{13} and R_{10} is a feedforward network taking a sample of mains hum from the main d.c. feed to enable the modulator to compensate for it. Finally there is a shunt network, C_{11} , R_9 , which sets the gain of the loop and obviates possible instability.

Pins 11 and 12 sense any over-current through the switch — and turn off the circuit to protect it. The sample is taken across the 1 ohm resistor, R_{27} . The threshold is set by R_{31} .

The components C_{12} and R_4 from pin 13 to the common line form a slow-start circuit. When switching on, the drive to the switch is gradually increased, reaching full drive after a couple of seconds. Thus, inrush surges are avoided.

Finally, the chip incorporates a fault-condition counter. The number of restarts counted before the circuit is turned off permanently is set by C_{10} on pin 15: after the final trip, the whole supply must be turned off, then on again to restart. Pin 14 is a remote-control point, left floating here.

Components

C_1	0.1 μ F 600V
C_2	0.1 μ F 600V
C_3	1 nF
C_4	1 nF
C_5	1 nF
C_6	1 nF
C_7	225 μ F 380V
C_8	10 μ F 10V
C_9	0.1 μ F
C_{10}	10 μ F 25V
C_{11}	1.7 nF
C_{12}	1 μ F
C_{13}	100 nF
C_{14}	1 nF
C_{15}	4.7 nF
C_{16}	4.7 nF
C_{17}	25 μ F 380V
C_{18}	10 nF
C_{19}	8.2 nF
C_{20}	0.47 μ F
C_{21}	4.7 μ F
C_{22}	100 pF
C_{23}	330 nF
C_{24}	1.5 μ F
C_{25}	1 μ F
C_{26}	1 nF
C_{27}	2.2 nF
C_{28}	1000 μ F 35V
C_{29}	1000 μ F 35V

R_1	2R7 8 W
R_2	22k 5 W
R_3	5k6
R_4	390k
R_5	39k
R_6	10k
R_7	5k6 2%
R_8	4k7
R_9	1k
R_{10}	6M8
R_{11}	82k
R_{12}	10k
R_{13}	27k
R_{14}	470R
R_{15}	27k 2%
R_{16}	150k
R_{17}	1k
R_{18}	3k3
R_{19}	22k 5 W
R_{20}	3k3
R_{21}	5R6
R_{22}	470R
R_{23}	33R
R_{24}	10k 9 W
R_{25}	100R
R_{26}	1k
R_{27}	2k2 9 W
R_{28}	1R 2 W
R_{29}	330R
R_{30}	4k7 preset
R_{31}	2k2 preset

D_1	2 A
D_2	Mains Bridge
D_3	12 V zener
D_4	6V2 zener
D_5	1N4004
D_6	75 V zener
D_7	BY206
D_8	BY210
D_9	BY210
D_{10}	BY210
D_{11}	a,b BYV32
D_{12}	

Tr_1	BSX21
Tr_2	BU126
IC_1	TDA2640
T_1	mains filter
T_2	see text
T_3	see text
L_1	10 μ H
F_1	2 A slow
F_2	1 A

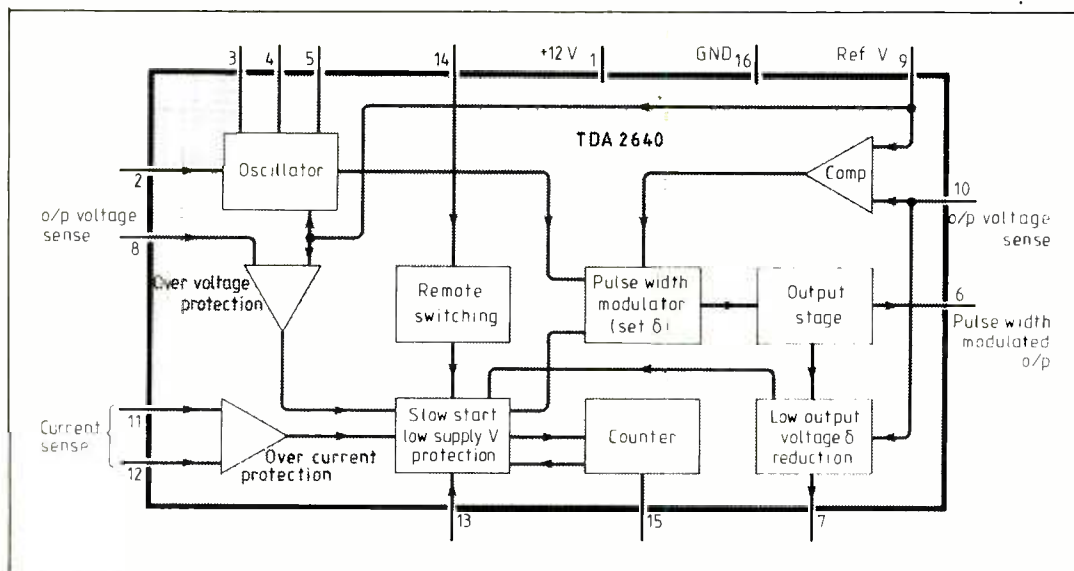


Fig. 4. TDA2640 contains advanced control and monitoring circuitry, as outlined here.

Driving the switch

The variable-width voltage pulse from pin 6 of the control chip requires converting into the appropriate current-drive waveform to operate the BU126. I discussed the reasons, and how the fast turn-on and reverse base-current turn-off waveform was produced, in part 5.

The driver transistor Tr_1 is a BSX21 and stores energy in the




Fig. 3. Component side of the printed circuit board.

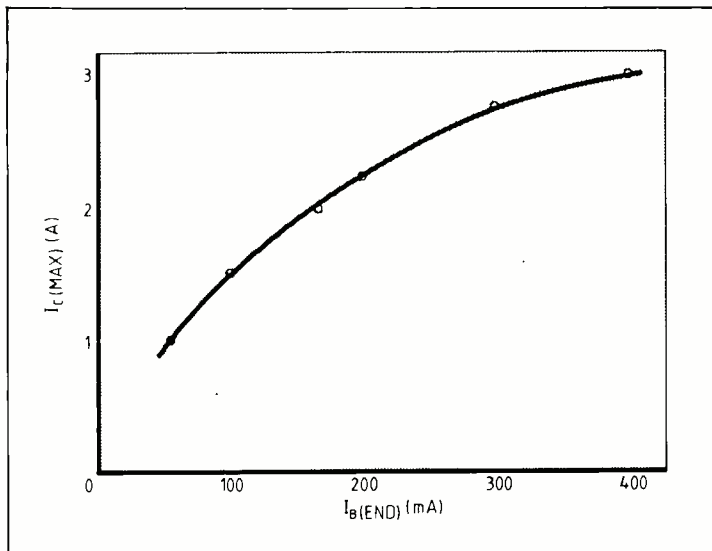


Fig. 5. The maker's data regarding base current requirement, given graphically.

driver transformer (T_2) while the main switch is off. When the BSX21 goes off, the energy stored in T_2 turns on the BU126. The base drive current must therefore decline as the field collapses in T_2 . The secondary inductance must be large enough to support the drive right to the end of the on time — the worst case is when the duty cycle is long and there is a minimum V_1 . Output current of the BU126 rises over this time. Lowest forward base-current $I_{b(END)}$ must still keep the power switch into saturation up to the trailing edge. From the maker's data, the base-current requirement for the BU126 is shown in Fig. 5. If the quantities are known, the required inductance can be calculated from

$$L_s = \frac{(V_D - V_{BE} - I_B R_{21}) \delta T}{\Delta I_B}$$

where V_D is the drive voltage, and ΔI_B is the current droop. Other

symbols self-explanatory. At a very rough level, with V_1 around 6 volts, ΔI_B 100mA, V_{BE} one volt and δT , 22 μ s, L_s works out at about 1mH. This agrees with maker's figures².

At turn off, the base current must decline, then reverse. The energy for the reverse base current is supplied by the leakage inductance of T_2 .

Other components in the driver stage include C_{22} and R_{20} which underdamp T_2 as Tr_1 goes off. This speeds up the rise and produces a slight overshoot on the base drive waveform to the BU126. Components C_{18} and C_{21} increase the reverse base current at turn off and D_8 clamps the top of T_2 primary winding to prevent spurious turn-on pulses from reaching the output switch.

Driver transformer

The construction of T_2 is based upon a pair of FX3605 'U' cores (Fig. 1(b)). Its secondary was wound to have 0.8mH inductance, found from

$$L_s = \frac{\mu_r \mu_0 N_s^2}{C_1}, \therefore N_s = 26 \text{ turns}$$

where μ_r is the amplitude permeability, C_1 is the core factor for a pair of FX3605s. From maker's data, $\mu_r = 1000$ and $C_1 = 1.2 \text{mm}^{-1}$. These 26 turns were wound outside the primary with 36 s.w.g. enamelled wire. The primary supported some 75 to 80 volts during the pulse, which was stepped down to a secondary level of 5 to 6 volts, giving a turns ratio of about 14:1. It was wound with 380 turns of 42 s.w.g. enamelled wire.

Snubber

The power transistor has to be protected from voltage pulses arising mainly from the leakage inductance of T_3 . This is true especially for this circuit which has no energy-recovery winding on the choke. Components C_{23} , R_{24} , D_{10} and C_{26} with diode D_{11} perform this function — called in the USA "snubbing" circuits. Resistors R_{24} and R_{26} dissipate a large power and must be heavy duty types (9 W wire-wound).

Final output

The last operation is to rectify and smooth the available pulses of energy at the output winding of T_3 : fast diode pair BYV32 is designed for this service. The total average current it can handle is 20A, which is plenty for this application. Output smoothing is achieved by C_{28} assisted by C_{29} , which are 1000 μ F low-series-resistance types. The small ($\approx 10 \mu$ H) choke L_1 reduces the high frequency "edges" likely in the output of a flyback s.m.p.s.: it was added empirically, not really designed into the circuit for optimum performance. Components C_{26} and R_{28} also help to damp transient edges at the output winding.

Finally, T_1 , C_1 , C_2 and the small capacitors around the diode bridge help to suppress interference flowing back into the mains. In a tightly controlled professional design, the level of mains-borne and directly radiated interference would have to meet the standards laid down, as I mentioned in part 1 of this series.

References

1. TDA2640 Control IC for Switched-mode Power Supplies Mullard Technical Information No. 19.
2. Television Switched-mode Power Supply Using the TDA2640 White, L.M. Mullard Technical Communications, July 1975.

From page 48

However, as experience indicates, the difficulties do not end when the technological problems are solved and water becomes available for cultivation of food crops. It has to be anticipated that all soil will be completely infertile, without even a trace of humus being present; but again a possible solution can be seen in work done overseas on agricultural technology. At the beginning of the century, a British project was conducted in India on the production of compost, and in which, incidentally, bullock carts were used to crush tough, woody material before composting. In this instance the significance of composting lies in the fact that a

variety of organic materials, particularly vegetable matter, into a form of fertile soil, with a high humus content, sometimes known as a compound manure, and strongly reminiscent of the Black Land (alluvial soil) of the English Fens.

Composting, described as low-cost biotechnology¹, depends for its action on bacterio-chemical conversion processes; and, as carried out in the UK on a domestic scale, using mainly kitchen waste, is virtually cost-free. It is therefore possible to envisage a large-scale operation being set up, initially in the UK, to produce compost for replacement of eroded soil in regions denuded of trees and vegetation generally.

Yet again, the problems are more than formidable, but the solutions are not beyond the bounds of possibility. Briefly, from the production engineer's point of view, composting is a long process (full conversion, even with accelerators, takes 6-9 months or more.) As seen by the farmer, however, this is a normal sort of time scale; and with the proposed scheme it might be possible to make use of the farmer's experience and yet evolve something more like continuous production by taking serially from groups of heaps graded according to age.

Also from the production engineer's point of view, handling poses a number of problems; but

it would appear that advantage could be taken of existing agricultural practice and of the slow-moving nature of the process. Export to other countries by sea might well be done by means of converted oil tankers with the compost treated to make it more fluid, thus enabling existing pipeline delivery techniques to be used.

References

1. Young, R.E.: 'Managing research and development', *Wireless World*, June 1985
2. Hooker, S.G.: 'Not much of an Engineer', Air Life Publishing Limited, Shrewsbury, England, 1984
3. Young, R.E.: 'Big-System automation and telemetry', *Wireless World*, July 1985



MENTOR
System
from
£495



NEPTUNE
System
from
£2195

Hydraulic
using
water!

featured in
Practical Electronics
Sept. issue



SERPENT
System from
£1515

**ROBOTS
for
EDUCATION
TRAINING
and
INDUSTRY**

MENTOR DC servo desktop robot; 8 bit control system; 300gm capacity; 420 reach.

NEPTUNE I/II 6/7 axes 8/12 bit control system 2.5kg capacity. 1120mm reach.

SERPENT I/II 5 axes 12 bit control system 2 kg capacity 400/650mm reach.

Robots programmed from keyboard or hand-held simulator (model robot).
Robots may also be taught by 'lead by the nose' method.

Extensive software is supplied free with each robot.

Leads available for connection to BBC, ZX Spectrum, Apple IIe, Commodore 64 and VIC 20.

Most other micros are also easily usable with these robots.

Robots available as kits or ready built.


FMS (Flexible Manufacturing System) work cell additions also available.

Please phone for brochure: 0264 50093.
West Portway Industrial Estate, Andover SP10 3WW.
A private and independent company giving prompt, personal service.



CIRCLE 103 FOR FURTHER DETAILS.

E.M.S. POWER SYSTEMS



Solve all your Power Problems by contacting E.M.S.

E.M.S. specialise in systems to eliminate your power problems.

Products range from 35VA switched square wave Power Packs to 1KVA fully uninterruptible sine wave systems.

E.M.S. also manufacture chargers which range up to 60 amps.

For further details please contact:

E.M.S. Manufacturing Limited
Chairborough Road
High Wycombe
Bucks
Tel: (0494) 448484

CIRCLE 133 FOR FURTHER DETAILS.




4 + 11GHz SATELLITE TV RECEIVING EQUIPMENT
LNA's LNC's RECEIVERS, FEED HORNS ETC.

Dealer enquiries welcome
For further details contact

HARRISON ELECTRONICS
22 MILTON ROAD, WESTCLIFF-ON-SEA, ESSEX SS0 7JX Tel: (0702) 332338

Introducing...



WITH 'PERSPEX'
SEE-THROUGH
CYLINDERS!

COMPLETE SYSTEM
UNDER
£1000!
including software!



(ni-ad water nymph)

NAIAD
MICRO ELECTROHYDRAULIC ROBOT
BEING FEATURED IN WIRELESS WORLD November Issue



Please phone for brochure: 0264 50093
West Portway Industrial Estate, Andover SP10 3WW.
A private and independent company giving prompt, personal service.

CIRCLE 101 FOR FURTHER DETAILS.

STEREO STABILIZER




- Rack mounting frequency shifter for howl reduction in public address and sound reinforcement
- Mono version, box types and circuit boards also available

**SURREY ELECTRONICS LTD., The Forge, Lucks Green
Cranleigh, Surrey GU6 7BG
Telephone: 0483 275997**

NEW

GENERATORS

**TG501 FUNCTION GENERATOR £295+VAT**

005Hz to 5MHz; sine, square, triangle, ramp, pulse and haversine waveforms; free-run, triggered or gated modes; variable start/stop phase; 19:1 symmetry range; variable DC offset; variable 50Ω output; TTL output; external sweep mode.

TG502 SWEEP/FUNCTION GENERATOR £495+VAT

Main generator features as TG501 plus internal sweep generator; 1000:1 linear or 10000:1 log sweep range; precise dial-and-enter setting of sweep limits; marker with variable duration and out-of-range indicator; variable sweep rate; single sweep mode; sweep reset and hold; sweep and pen-lift outputs.

TG503 PULSE/FUNCTION GENERATOR £495+VAT

Main generator features as TG501 plus normal, double and delayed pulse modes; pulse width variable from 50ns to 50ms; delay variable from 100ns to 50ms; 10MHz capability in double pulse mode; complement mode; symmetrical, positive-going or negative-going outputs with adjustable baseline.

For further information contact:


Thandar Electronics Ltd.
London Road, St. Ives, Huntingdon, Cambridgeshire PE17 4HJ
Telephone: (0480) 64646 Telex: 32250.

thandar
ELECTRONICS LIMITED

CIRCLE 110 FOR FURTHER DETAILS.

ELECTRONICS LTD.
dicon

AUDIO VISUAL EQUIPMENT FOR THE PROFESSIONAL



Matrices • VDA's • Modulators •
Cross Wire Generators • Time/Date
Generators • Split Screen Generators
• Comprehensive Design and
Manufacture of Customer 'Specials'

DICON ELECTRONICS LIMITED
(A wholly owned subsidiary of Telefusion Plc)

Unit 8, Barrs Fold Close, Wingate Industrial Park, Westhoughton, Lancs. BL5 3XH.
Tel: 0942 811717. Telex: DICON 'G' 677493.


CIRCLE 102 FOR FURTHER DETAILS.

Micromake

MICROPROCESSOR BASED DESIGN
ELECTRONIC EQUIPMENT MANUFACTURE

SurTel

UHF RADIO TELEMETRY

**HOME OFFICE APPROVAL TO MPT 1309**

- ★ RANGE LINE OF SIGHT
- ★ TRANSMISSION RATE 1200 BAUD
- ★ SERIAL INPUT/OUTPUT
- ★ ROBUST WEATHERPROOF HOUSINGS (IP65)
- ★ OPERATES FROM 12 VOLT D.C.
- ★ LOW POWER DRAIN 250mA
- ★ OPTIONAL BASE INTERFACE UNITS

— LINK COMPUTER/COMPUTER/PERIPHERAL/INSTRUMENTATION —
— COST EFFECTIVE UHF RADIO MODEM —

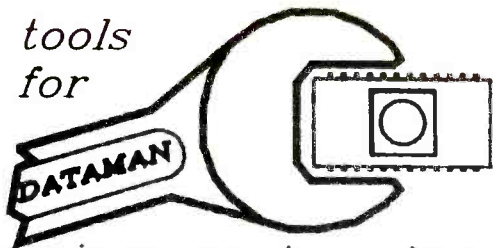
MICROMAKE ELECTRONICS

1 THE HOLT, HARE HATCH, UPPER WARGRAVE, BERKS RG10 9TG
TEL: 073522 3255 TLX: 849462 TELFAC G FAX: 0628 74928

CIRCLE 144 FOR FURTHER DETAILS.

ELECTRONICS & WIRELESS WORLD OCTOBER 1985

tools
for



micro engineering

DATAMAN

Lombard House, Cornwall Road,
DORCHESTER, Dorset DT1 1RX

phone 0305 68066 telex 418442

CIRCLE 141 FOR FURTHER DETAILS.



FAST EPROM PROGRAMMER

Copies eight EPROMS at a pass
all 25 and 27 series up to 27256
EPROM type is set by switches
erasure is checked automatically
control is simple - two keys
Alpha liquid crystal display
checksum facility 6 hex digits
FAST or NORMAL programming
PLUS VERSION also has:


serial RS232 program & check
CTS or DSR handshake
ASCII, SIMPLE HEX, INTELHEX
MOTOROLA S or TEKHEX

GANG-OF-EIGHT £395
GANG-OF-EIGHT plus £445

AFFORDABLE ATE

Diagnoses bus troubles
Helps mend micro boards
Z80, 6502, 6800, 8085
All covered by one product
Disassemblers included
Plugs into micro socket
Hand-held probe identifies
ADDRESS, DATA and CONTROL
lines at a touch.

Prints a memory map
of an unknown system
showing ROM, RAM, I/O
and EMPTY ADDRESSING SPACE




LOGS all tests and responses
on PRINTER and ALPHA LCD
Non-volatile memory
retains test sequences
CHECKSUMS, RAMTESTS,
READS/WITES MEMORY & I/O
Reports location of SHORTS
on ADDRESS and DATA busses
Prints out memory contents
in ASCII, HEX or SOURCE CODE

You cannot expect to mend
microprocessor products with
a meter and a scope.
How many repairs would
pay for your SuperDOC?

SuperDOC.. £395

EPROM EDITOR

Displays HEX on standard TV
with text-editing facilities
inserts and deletes
shifts and copies
bytes and blocks of code
EMULATES EPROM in circuit
using romulator lead supplied



Uploads and downloads
using serial and parallel
routines - RS232, Centronics
PROGRAMS & EMULATES
2716 2732 2532

Useful for development
particularly for piggy-back
single-chip micros

Adaptor is available
to program 2764 & 27128

"Our expensive equipment
stays on the shelf
for weeks - but SOFTY
is used every day"
- says big-budget customer

SOFTY.. £195
ADAPTOR.. £25

less postal expenses, if goods returned intact within 14 days
PRODUCT IS USUALLY IN STOCK
TODAY DESPATCH IS POSSIBLE
PHONE FOR A LITERATURE PACK
VAT must be added to prices

Z80 TUTOR

Designed for Schools Council
to teach Z80 machine code
MENTA uses TV for display
shows STACK & PROGRAM in HEX

Editing facility includes
direct keyboard ASSEMBLER
RS232-output DISASSEMBLER

Used to write & debug
short machine-code routines
MENTA is a complete
controller with 24 bits of I/O
used for ROBOTICS

TEACHER'S GUIDE, PUPIL READER
MODULES (e.g. A to D) available

MENTA .. £99

COMPUTER BARGAINS

-ring for our BEST OFFER

OLIVETTI M21, M24
with 10MB hard disk if req.
AUTO-CAD & M24 created this AD
also **EPSON PX8**

EPROM ERASERS from £39

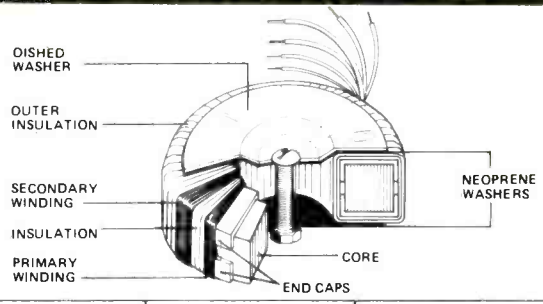
BUY IT AND TRY IT
REFUND GUARANTEED

VISA

TOROIDALS

The toroidal transformer is now accepted as the standard in industry, overtaking the obsolete laminated type. Industry has been quick to recognise the advantages toroidals offer in size, weight, lower radiated field and, thanks to I.L.P., PRICE.

Our large standard range is complemented by our SPECIAL DESIGN section which can offer a prototype service within 14 DAYS together with a short lead time on quantity orders which can be programmed to your requirements with no price penalty.



15 VA 62 x 34mm 0.35Kg Regulation 19%		
SERIES	SECONDARY No Volts	RMS Current
0x010	6+6	1.25
0x011	9+9	0.83
0x012	12+12	0.63
0x013	15+15	0.50
0x014	18+18	0.42
0x015	22+22	0.34
0x016	25+25	0.30
0x017	30+30	0.25

30 VA 70 x 30mm 0.45Kg Regulation 18%		
SERIES	SECONDARY No Volts	RMS Current
1x010	6+6	2.50
1x011	9+9	1.66
1x012	12+12	1.00
1x013	15+15	0.75
1x014	18+18	0.63
1x015	22+22	0.48
1x016	25+25	0.42
1x017	30+30	0.35

50 VA 80 x 35mm 0.9Kg Regulation 13%		
SERIES	SECONDARY No Volts	RMS Current
2x010	6-6	4.16
2x011	9-9	2.77
2x012	12-12	2.08
2x013	15-15	1.66
2x014	18-18	1.38
2x015	22-22	1.13
2x016	25-25	1.00
2x017	30+30	0.83
2x028	110	0.45
2x029	220	0.22
2x030	240	0.20

80 VA 90 x 30mm 1Kg Regulation 12%		
SERIES	SECONDARY No Volts	RMS Current
3x010	6-6	6.64
3x011	9-9	4.44
3x012	12-12	3.33
3x013	15-15	2.66
3x014	18-18	2.22
3x015	22-22	1.81
3x016	25-25	1.60
3x017	30+30	1.33
3x028	110	0.72
3x029	220	0.36
3x030	240	0.33

120 VA 90 x 40mm 1.2Kg Regulation 11%		
SERIES	SECONDARY No Volts	RMS Current
4x010	6-6	10.00
4x011	9-9	6.66
4x012	12-12	5.00
4x013	15-15	4.00
4x014	18+18	3.33
4x015	22-22	2.72
4x016	25+25	2.40
4x017	30+30	2.00
4x018	35-35	1.71
4x028	110	1.09
4x029	220	0.54
4x030	240	0.50

160 VA 110 x 40mm 1.8Kg Regulation 8%		
SERIES	SECONDARY No Volts	RMS Current
5x011	9+9	8.89
5x012	12+12	6.66
5x013	15+15	5.33
5x014	18+18	4.44
5x015	22+22	3.63
5x016	25-25	3.20
5x017	30+30	2.66
5x018	35+35	2.28
5x026	40+40	2.00
5x028	110	1.45
5x029	220	0.72
5x030	240	0.66

225 VA 110 x 45mm 2.2Kg Regulation 7%		
SERIES	SECONDARY No Volts	RMS Current
6x012	12-12	9.38
6x013	15+15	7.50
6x014	18-18	6.25
6x015	22-22	5.11
6x016	25-25	4.50
6x017	30-30	3.75
6x018	35-35	3.21
6x026	40-40	2.81
6x025	45-45	2.50
6x033	50-50	2.25
6x028	110	2.04
6x029	220	1.02
6x030	240	0.93

300 VA 110 x 50mm 2.6Kg Regulation 6%		
SERIES	SECONDARY No Volts	RMS Current
7x013	15-15	10.00
7x014	18-18	8.33
7x015	22-22	6.82
7x016	25-25	6.00
7x017	30-30	5.00
7x018	35-35	4.28
7x026	40-40	3.75
7x025	45-45	3.33
7x033	50-50	3.00
7x028	110	2.72
7x029	220	1.36
7x030	240	1.25

500 VA 140 x 60mm 4Kg Regulation 4%		
SERIES	SECONDARY No Volts	RMS Current
8x016	25-25	10.00
8x017	30-30	8.33
8x018	35-35	7.14
8x026	40-40	6.25
8x025	45-45	5.55
8x033	50-50	5.00
8x042	55-55	4.54
8x028	110	4.54
8x029	220	2.27
8x030	240	2.08

625 VA 140 x 75mm 5Kg Regulation 4%		
SERIES	SECONDARY No Volts	RMS Current
9x017	30-30	10.41
9x018	35-35	8.92
9x026	40-40	7.81
9x025	45-45	6.94
9x033	50-50	6.25
9x042	55-55	5.68
9x028	110	5.68
9x029	220	2.84
9x030	240	2.60

Why a Toroid?
 * Smaller size & weight to meet modern 'slimline' requirements.
 * Low electrically induced noise demanded by compact equipment.
 * High efficiency enabling conservative rating whilst maintaining size advantages.
 * Lower operating temperature.

Why ILP?
 * Ex stock delivery for standard 240V range
 * Fast prototype service available
 * 3 weeks despatch for special orders
 * 2 year no quibble guarantee
 * No price penalty for call-off order

VA	Size	£	VA	Size	£
15	0	7.06	160	5	12.17
30	1	7.67	225	6	13.75
50	2	8.90	300	7	14.97
80	3	10.06	500	8	19.60
120	4	10.65	625	9	22.30

VA	Size	£	VA	Size	£
15	0	7.06	160	5	12.17
30	1	7.67	225	6	13.75
50	2	8.90	300	7	14.97
80	3	10.06	500	8	19.60
120	4	10.65	625	9	22.30

Mail Order — Please make your crossed cheques or postal orders payable to ILP Electronics Ltd.
Trade — We will open your credit account immediately upon receipt of your first order.

Post to: ILP Electronics Ltd., Dept. 3
 Graham Bell House, Roper Close,
 Canterbury, Kent. CT2 7EP
 Tel: (0227) 454778 Telex: 96578C

For 110V primary insert "O" in place of "X" in type number.
 For 220V primary (Europe) insert "I" in place of "X" in type number.
 For 240V primary (UK) insert "Z" in place of "X" in type number.
IMPORTANT: Regulation — All voltages quoted are FULL LOAD.
 Please add regulation figure to secondary voltage to obtain off load voltage.



CIRCLE 145 FOR FURTHER DETAILS.

KITS	OPTO	LED CLIPS	LINEAR ICs
CT1000K* Clock/Timer 17.40	3mm red 9 5mm red 9	3 9	555 21 ML326 1.80
CT6000* Programmable Timer 39.00	3mm green 12 5mm green 12	12 12	566 40 ML327 1.80
XK114 Relay Kit for above 3.90	3mm yellow 12 5mm yellow 12	12 12	741 22 ML328 1.80
XK101 Electronic Lock 11.50	Rectangular square arrow or triangular (flat face)		748 30 ML329 1.80
XK102* 3 Note Door Chime 5.50	Red 15 Green 18 Yellow 18		AD590 3.30 MM74C911 6.50
XK104 Solid State Switch 2.40	Bicoulor 65 Flashing Red 50		CA3080 3.90 MM74C922 3.90
XK112 Mains Wiring Remote Control 42.00	Tricolour Red		CA3130 85 MM74C926 4.90
XK113 MW Radio 5.50	Round 32 Continuous 55		CA3140 40 NE567 1.25
XK126 DVM/Thermometer 15.50	Rectangular 45		ICL7107 9.00 S5668 2.20
DL1000K 4 Ch Light Chaser 15.95	11/747(111) 55 MOC3020 1.10		ICL7126 8.00 S5760 2.20
DL21000K 4 Ch Light Chaser 8.95	IL074 1.70 MOC3040 1.50		ICM7555 5.55 SAB029 3.50
DLA/1 Opto Input for above 7.00	ORP12 75 MFL11 35		ICM8008 3.10 SAB060 2.50
DL3000K 3 Ch sound to light 12.95	Seven Segment LED Displays		LF351 40 SL440 1.95
TL3000K + 300W Touchdimmer 7.75	DL704 3 cc 75 4 Dg 18' cc		LF353 70 SL441 1.35
TS300K + 300W Touchswitch 7.75	FND500 5 ca 85 DIRECT DRIVE		LF356 80 SL486 1.05
LD300K + 300W Lightdimmer 3.95	FND507 5 ca 85 Display 7.06		LM324 50 SL490 2.85
TDR300K + IR Remote Controlled Lightdimmer 14.95			LM334Z 85 TBA800 7.00
MK6* IR Transmitter for TDR300K 4.50	400V TRIACS		LM335Z 1.20 TBA810AS 9.00
TDE/K + Touchdimmer Ext 2.50	4A 49 8A 58		LM339 40 TDA1024 1.20
TSA300K + Time Delay Touch Switch (300W) 5.00	8A isolated 65 16A 85		LM348 55 TDA4290 1.98
MK1 Thermostat 4.60	8A sensitive 66 25A 2.10		LM358 48 TL061 4.00
MK2 Solid State Relay 2.60	8A sensitive 66 Diac 18		LM380 1.20 TL062 6.00
MK4 Proportional Temperature Controller 6.50			LM381 1.40 TL064 1.30
MK5 Mains Timer 4.50	SPECIAL OFFERS		LM382 1.10 TL071 45
MK7 Single-channel IR Receiver (240V) 10.50	2716 3.10 280A PIO 1.99		LM386 88 TL072 7.00
MK9 4 way Keyboard 7.90	2732 3.20 280A CPU 1.99		LM1035 3.95 TL074 1.30
MK10 16 way Keyboard 5.40	2764 4.20 6821 1.40		LM1458 34 TL081 35
MK11 10-channel 1+3 analogue o/p IR Receiver 13.50	27128 7.50 !!		LM2917 1.90 TL082 48
MK12 16 channel IR Receiver 13.50			M390L 68 TL084 1.00
MK13 11 way Keyboard 4.35	COMPONENT PACKS		LM3909 80 TL170 5.00
MK14 AC Power Controller 5.20	1 650 Resistors 47R 10M 4.00		LM3911 1.75 TL507C 1.20
MK15 Dual Latched SS Relay 4.50	2 40 16V Electrics 10 1000.F 5 per value 3.25		LM3914 2.65 TMS1121 8.50
MK16 Mains powered IR Transmitter 3.50	3 60 Polyester Capacitors 5.55		LM3915 2.65 TMS1601 9.50
MK17 Single channel IR Receiver (12V) 10.50	4 45 Presets 100R 1M 3.00		LM13600 1.10 UA240 1.45
MK18 Coded IR Transmitter 6.80	5 30 Low Profile IC Sockets 2.40		LS7210 4.75 ULN2003 75
MK19 DC Controlled Audio Amplifier 10.70	8 14 & 16 pin 2.40		LS7220 2.75 ULN2004 75
	6 25 Red LEDs (5mm) 1.75		LS7225 2.60 ZM44 80
			MF10C 2.97 ZM425 3.40
			ML922 3.80 ZM427 5.70
			ML924 2.50 ZM428 4.50
			ML925 2.10 ZN1034E 1.80
			NOW IN STOCK SPQ256AL2 4.15

For FREE 28 page catalogue send 9x6 SAE today!
 Telephone Orders Access & Barclay Card
RING 01-567 8910 (24 Hrs)
 Five Six Seven Eight Nine Ten

WE stock: VERO, VELLEMAN KITS, PANTEC KITS, ANTEK IRONS, BOOKS FROM BABANI, T.I. AND ELEKTOR.

ORDERING INFORMATION: ALL PRICES EXCLUDE VAT. FREE P&P on orders over £20 (UK only) otherwise add 75p + VAT. Overseas P&P: Europe £2.75 Elsewhere £6.50. Send cheque/PO Barclaycard! Access No. with order. Giro No 529314002 LOCAL AUTHORITY AND EXPORT ORDERS WELCOME. GOODS BY RETURN SUBJECT TO AVAILABILITY.

You can depend on

ELECTROVALUE

to supply the fine range of test & measurement gear by

thandar

Made in U.K.

- counters
- multimeters
- scopes
- signal generators etc.

FREE 44 PAGE PRICED AND ILLUSTRATED CATALOGUE ON REQUEST
 ● Over 6000 items stocked

ELECTROVALUE LTD 28 St. Jude's Road, Englefield Green, Egham, Surrey TW20 0HB Phone Egham (0784) 33603. Telex 264475
 North Branch, 680 Burnage Lane, Manchester M19 1NA
 Telephone 061 432 4945
 Please mention this publication when replying

BRITAINS FOREMOST QUALITY COMPONENT SUPPLIERS
 CIRCLE 126 FOR FURTHER DETAILS.

ELECTRONICS & WIRELESS WORLD OCTOBER 1985

Call cost calculator

by S.A. Cameron

To conclude this series, a description of the software and the reprogramming procedure.

The call costing procedure must take account of the many permutations of distance, connection charge and tariff.

For calls on the British Telecom system, inland and international, there are 13 distance zones, three charge rates and three modes. In all there are 117 combinations, but because of repetition they can be stored in only 80 data blocks. Each block consists of six bytes specifying cost and time; it may hold data for the initial call unit or for subsequent units.

If every call category had unique data for both initial and subsequent units, then 234 blocks would be needed. Fortunately, direct-dialled calls normally carry the same charge for initial and subsequent units and so the storage requirement is greatly reduced.

Consider now the calculator's 2Kbytes of ram. The combination look-up table occupies 0.5K and the data block area takes 1K, giving up to 256 two-byte combinations and 174 six-byte data blocks.

The look-up table reference consists of two bytes. One points to the address of the block specifying the initial charge unit, the other points to the block for subsequent units.

The system is sufficiently flexible to allow any combination of distance, rate and mode; for example there could be 16 Dists, four Rates and four Modes or 28 Dists, three Rates and three Modes and so on.

Now, how do we refer to the initial and subsequent units through the look-up table?

Each Dist, Rate and Mode has a binary number allocated to it (Fig. 1). Each of these factors has a limit — Lmdist, Lmrate and Lmmode — which is the number of possible distances, rates and modes: in our case, $0D_{16}$, 3_{16} and 3_{16} respectively.

The address of the initial data block reference in the look-up table is given by the formula

$$\begin{aligned} &(\text{Start of look-up table}) + \\ &2 \times ((\text{Dist} \times \text{Lmrate} \times \text{Lmmode}) \\ &+ (\text{Rate} \times \text{Lmmode}) + \text{Mode}) \end{aligned}$$

Incrementing this address will give the block address reference for the subsequent unit.

The start address of the initial data block in the data block area can be expressed as

$$\begin{aligned} &(\text{Start of data block area}) + 6 \times \\ &(\text{look-up block reference}) \end{aligned}$$

Consider an example. An operator-controlled call (normal charge) at peak rate over 35 miles costs 114p for the first three minutes and one-third of that for every succeeding minute. Accordingly, the bytes containing the initial unit information will be

Cost	Time
01 14 00	03 00 00

and those for subsequent units

Cost	Time
00 38 00	01 00 00

These groups can be stored anywhere in the call data block area. If we decide to make the initial unit block the first block in the area (that is, starting at $20F0_{16}$), then its reference will be 00_{16} . The subsequent unit block will be the second block, with a start address at $20F6_{16}$ and the reference 01_{16} .

Now we must place the references 00 and 01 in the look-up table. But where?

The value of Dist (for a call of over 35 miles) is 02_{16} and the Rate and Mode are also 02_{16} . We have the same Lmdist, Lmrate and Lmmode as before and so plugging into the formula gives

$$\begin{aligned} &2000_{16} + 2 \times ((2 \times 3 \times 3) + \\ &(2 \times 3) + 2) = 2058_{16} \end{aligned}$$

as the address where the initial data block reference 00 is placed. The address reference for subsequent units, 01_{16} , is stored at location 2059_{16} .

Reprogramming

To reprogram for yourself, write down all the block information for initial and subsequent call units. Allocate a unique hexadecimal number to each unique block and put them in numerical order into the call data block area starting with block 00. Then using the formulas above, go through each combination and locate the look-up address for the unique data block references.

System parameters

System parameter bytes can be altered by the user to control the operation of the system. Parameters beginning with Sc (see Table 3) are the addresses to which the program will jump from the scrolling message procedure when the appropriate keys are pressed. This arrangement allows jumps to user-supplied routines within the ram space. It also allows expansion software to be accessed. The Adjump address is the jump location used on pressing Reset after a telephone call has been made. These locations are filled with default addresses on bootstrap loading.

Stps and Cadast are the start address of the data areas. By default they are 2600_{16} and $20F0_{16}$ respectively. Initald is the start address used by the reprogramming routine: by default it

Stephen Cameron, who is 23, is reading for a B.Sc. in electrical and electronic engineering at Brunel University, Uxbridge. An industry-sponsored student, he has worked for the past four years on broadcast equipment, radio and line development and computing systems.

He qualified as an instructor in Cadet Force signals while at the Duke of York's Royal Military School, Dover. Spare-time interests include music, tennis and writing poetry. He is publicity manager of the Brunel University Industrial Society.

Table 1: for the B.T. tariff structure. The unit can cost calls on any system in the world.

Rates:		Modes:		Distances:	
0000	Cheap/economy	0000	Direct-dialled	0000	Local
0001	Standard	0001	Operator-controlled, lower charge	0001	Under 35 miles
0010	Peak	0010	Operator-controlled, normal charge	0010	Over 35 miles
				0011	Over 35 miles, low-cost routes
				0100	Channel Islands
				0101	Irish Republic, Isle of Man, calls to cellular radio subscribers
				0110	International charge band A
				0111	International charge band B
				1000	International charge band C
				1001	International charge band D
				1010	International charge band E
				1011	International charge band F
				1100	International charge band G
Special services:					
0000	None selected				
0001	Advice of duration and charge				
0010	Credit-card call				
0010	Fixed time call				
0100	Personal call				

CALL COST CALCULATOR

26C0	Scjump1	Scroll message jump store for Dist key (binary)
26C2	Scjump2	- for Rate key (m.s.b./l.s.b.)
26C4	Scjump3	- for Mode key
26C6	Scjump4	- for Start/stop key
26C8	Adjump	On addition jump location
26CA	Stsps	Start of Sps data
26CA	Cadast	Call data start address
26CE	Initad	Initial address for reprogramming
26D0	Bootcnt	Bootstrap control (bit)
26D1	State	State control
26D2		spare
26D3	Flaprd	Flash period (binary)
26D4	Buzprd	Buzzer period for software monostable
26D5	Mklim1	Marker limit, seconds (b.c.d.)
26D6	Mklim2	- hundredths of seconds
26D7	Lmdist	Limit for distances etc. (binary)
26D8	Lmrate	e.g. Lmdist=1016 if there are
26D9	Lmmode	16 distances to be considered
26DA	Lmsps	
26DB	Totcos1-4	Total cost store, m.s.b.-l.s.b. (b.c.d.)
26DF	Lstdist	Last distance store (binary)
26E0	Totuni1-2	Total units store, m.s.b.-l.s.b. (b.c.d.)
26E2	Scmask	Keyboard scan mask (bit)
26E3	Prthold	Port hold control
26E4	Cobuch	Cost base unit character, e.g. P for pence
26E5	Chxstr	Checksum store (binary)
26E6		spare
26EF		spare

Table 3: System parameters. Address are in hexadecimal form. Data format is shown in brackets.

points to the State control parameter at 26D1₁₆.

Mklim bytes are used to change the end-of-unit indication limit. They are initially set to give 40 seconds.

The Lm— parameters are used for unravelling the packed characters in the call-type text area. They indicate the limit for call-type selection and are used for data area access calculations.

Totcos, Lstdist and Totuni are the storage bytes for the running totals. On bootstrap they are all reset to zero.

Certain bits in the state control byte indicate to the system the position of the decimal point in the cost data, with respect to the least significant byte. All costs are expressed in the cost base unit (Cobu). An appropriate abbreviation — P for pence, for British users — is stored in Cobuch, 26E4₁₆.

State byte	Cost format	Cobuch
bit1	bit0	
0	0	9 9 9 9 9 9 P
0	1	9 9 9 9 9 9 P
1	0	9 9 9 9 9 9 P
1	1	.9 9 9 9 9 9 P

This decimal format applies also to the Totcos bytes. The floating-point format is used in the total cost and cost information display procedures. It features automatic suppression of leading zeroes and variable-justify for overflow.

The time and cost display has a fixed format and displays no decimals unless bit 1 and bit 0 are 10 or 11.

If a hundreds form of the base unit exists, as with the pound sterling, this will be indicated by bit 2 and the display will accord-

ingly be subdivided into pounds and pence.

The special service (Sps) data is separate from the normal costing as it represents a distance-plus-service element which can be treated as a connection charge — a one-off additional cost to the call.

Each Sps cost occupies two bytes of memory at the base unit level. For British Telecom this gives a cost range of 0 to 9999p. Should the Sps costs be far more than this, State bit 7 can be set, multiplying costs by 100 to give a range of 0 to 999900p in 100p steps.

If no Sps service is required the facility can be disabled by setting State bit 5.

The data storage format follows the pattern used previously. A look-up table the length of Lmdist, accessed by the Dist parameter, has address references pointing to the start of Sps data blocks twice the length of the number of services available.

Each Sps binary number is the offset in this data block. It points to two bytes giving the cost of that service at that distance. The data blocks appear immediately after the look-up table.

Programming procedure


Before switching on, remove the top panel of the instrument and link program pin D₇ to V₊. Switch on. The display immediately shows the Initad address and data at that location in hexadecimal format. From here you can gain access to any point in the memory map. If the system crashes, this routine will always work so that corrections can be made.

The flashing digit can be incre-

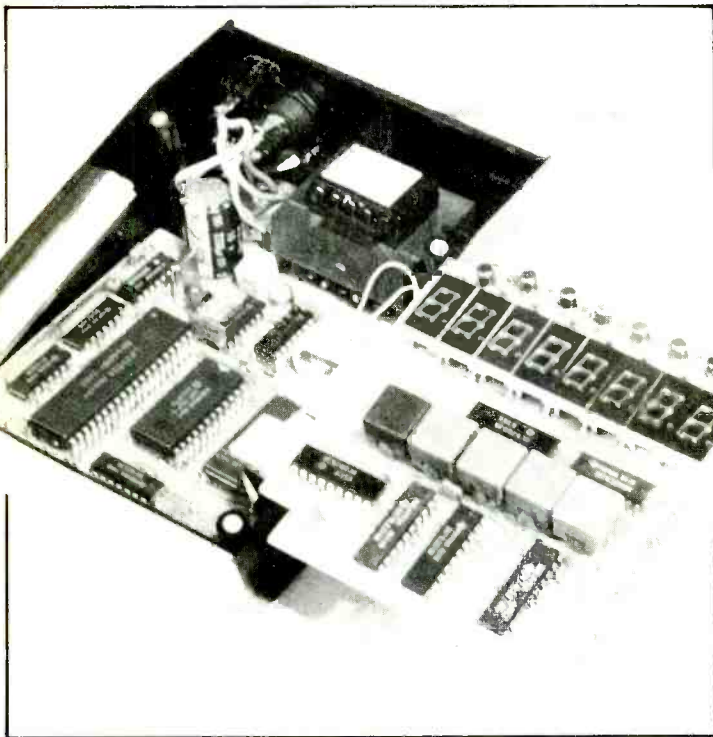
mented by the Rate key or decremented by Dist. Carry is applied only in the case of changes to the least significant digit. The Mode key switches control from each

Table 2: ram map. Addresses are shown in hexadecimal form. System interrupt variables should be used with care as they contain important display counter values, divider and sequencer constructs as well as key-pad scanning information. Call type text is stored sequentially as Dist, Rate and then Mode texts in 3,2,2 character blocks respectively. Areas 2000-21D0, 2600-2630, 2680-277F are bootstrap-loaded from eeprom if Bootcnt (26D0) does not contain AA₁₆.

2000	} Look-up data bytes (up to 0.5K)
20F0	
21CF	
21D0	} Call data blocks (up to 1.5K, relocatable)
25FF	
2600	} Spare
2630	
267F	} Sps look-up table and data blocks (up to 0.5K, relocatable)
2680	
26BF	
26C0	} Top of stack
26EF	
26F0	} Introductory message text
270F	
2710	} System parameters
274F	
2750	} Sps text (packed)
27BF	
27C0	} Call-type text (packed)
27EB	
27EC	} Spare
27F7	
27F8	} System work-space
27FF	
	} System interrupt variables (virtual interface start)
	} Display area



All the electronic components are mounted on two printed circuit boards which fit into a standard plastics box.



The instrument, based on a Z80 processor with 2K of ram, uses low-cost components throughout. The same hardware could be used to implement a general i/o controller, for example in a security installation or central heating system.

digit to the next.

The Start/stop key toggles between address and data control. Changes made by the user are not transferred to the displayed address until Start/stop is pressed to switch to address control. Addresses are incremented and read automatically during data loading with the Start/stop key.

The Reset key returns the data at the current address to its old value. If Reset is held down then the address is reset to the Initad address.

When programming is complete the user should ensure that the control byte Bootcnt 26D0₁₆ is set to AA₁₆. This will disable the bootstrap loader from overwriting the altered data on subsequent switch-ons.

The unit may now be switched off and the D₇ link removed.

The introductory message (which can be up to 64 characters long) can be changed by writing to ram locations 2680₁₆ to 26BF₁₆. The purpose of this message is to show the user whether the system still contains the updated cost and time data. It is therefore wise to include in it an issue date.

The byte Chxstr (26E5₁₆) contains a checksum of all the bytes from ram locations 2000₁₆ to 2630₁₆. It is updated automati-

cally on switch-on.

An indication of the total units used is displayed when the Start/stop button is pressed during total cost display. Reprogramming of these displays can be disabled by State bit 4.

Display byte

The display character byte follows the standard bit-segment format. Bits D₀ to D₇ correspond to segments a to h (as shown in the display board circuit diagram in the August issue). Setting any bit causes it segment to light. State bit 3 indicates to the software whether the decimal points in use are right-hand or left-hand.

Assembler listing

An assembler list of the software is available for £3 from the author at 7 Donnington Court, Worthy Road, Winchester, Hampshire SO23 7BJ. The listing is in the form of a 48-page A5-size booklet and includes detailed notes and comments.

Component kits for this design are available from the sources given in the July and August articles.

Table 4: System control. The status byte 27F3₁₆ is used for inter-communication between the interrupt routine and the main program.

Bit	description	set (1)	clear (0)
0	Key pressed	new key	no key
1	Timer control	timer on	timer off
2	Auto-repeat	sustained	single key entered
3	New number indicator	intermediate number	same number
4	Correct addition sequence	add to total	do not add to total
5	Flashing (1Hz)	on	off
6	Buzzer with flashing	enable	disable
7	Buzzer trigger	trigger monostable	do not trigger

Table 5: Cost data and display formats are controlled by the State byte at address 26D1.

Bit	description	set (1)	clear (0)
0	Decimal point pos'n bit 0	see cost format table	
1	Decimal point pos'n bit 1	see cost format table	
2	Hundreds selection	No hundreds	hundreds
3	Decimal point	left-hand	right-hand
4	Total cost/total unit	enable	disable
5	Sps selection	disable	enable
6	Buzzer	disable	enable
7	Sps multiplier	1	100



The calculator displays elapsed time and cost of calls in progress and stores running totals in memory.


The Archer Z80 SBC

The **SDS ARCHER** — The Z80 based single board computer chosen by professionals and OEM users.

- ★ High quality double sided plated through PCB
- ★ 4 Byte-wide memory sockets — upto 64k
- ★ Power-fail and watchdog timer circuits
- ★ 2 Serial ports with full flow control
- ★ 4 Parallel ports with handshaking
- ★ Bus expansion connector
- ★ CMOS battery back-up
- ★ Counter-timer chip
- ★ 4 MHz. Z80A

OPTIONS:

- ★ SDS BASIC with ROMable autostarting user code
- ★ The powerful 8k byte SDS DEBUG MONITOR
- ★ On board 120 / 240 volt MAINS POWER SUPPLY
- ★ Attractive INSTRUMENT CASE — see photo.
- ★ 64k / 128k byte DYNAMIC RAM card
- ★ 4 socket RAM — ROM EXPANSION card
- ★ DISC INTERFACE card



Sherwood Data Systems Ltd

Sherwood House, The Avenue, Farnham Common, Slough SL2 3JX. Tel. 02814-5067

CIRCLE 138 FOR FURTHER DETAILS.

VALVES		*SPECIAL QUALITY		Prices are as at going to press but may fluctuate, please phone for firm quotation. V.A.T. included.	
A1065 1.40	EF91 1.60	PL36 1.10	IA3 1.40	3BW6 6.20	6Y6G 0.90
A2293 8.80	EF92 2.90	PL81 0.85	1L4 0.80	6BW7 1.80	6Z4 0.70
A2900 13.75	EF95 0.95	PL82 0.70	1R5 0.80	6C4 0.70	724 1.90
ARR 0.75	EF96 0.60	PL83 0.60	1S4 0.65	6C6 1.20	9D6 2.90
ARP 0.70	EF183 0.80	PL84 0.95	1S5 0.65	6CH6 8.20	11E2 19.50
ATP4 0.60	EF184 0.80	PL504 1.00	1T4 0.65	6CL6 2.75	12A6 1.00
B12H 3.90	EF812 0.75	PL508 2.40	1U4 0.80	6CW4 8.50	12AT6 0.70
CV31 1.40	EFL200 1.85	PL509 5.85	1X2B 1.40	6CX8 4.60	12AT7 0.85
DAF56 1.25	EH90 0.85	PL519 5.85	2X2A 2.50	6CY5 1.15	12AU7 0.60
DET22 28.50	EL32 1.10	PL802I(Se) 2.95	3A4 0.70	6D6 1.50	12AU6 0.95
DF92 0.80	EL34 1.80	PY80 0.70	3AT2 3.40	6F6 1.60	12AX7 0.85
DF96 0.70	EL37 4.55*	PY81/800 0.85	3B28 12.00	6F6GB 1.10	12BA6 0.90
DH76 0.75	EL37 5.20	PY82 19.50*	3F7 2.90	6F7 2.90	12BE6 1.25
DL92 0.60	EL82 0.70	PY88 0.60	3D6 0.60	6F8G 0.85	12BH7 3.00*
DY86/87 0.65	EL84 0.80	PY500A 2.10	3E29 19.00	6F12 1.50	12E1 18.95
DY802 0.70	EL86 0.95	QOV03/105.95	3S4 0.70	6F14 1.15	12J5GT 0.55
E92C 2.80	EL90 1.00	10.00	4B32 18.25	6F15 1.30	12K7GT 0.70
E180CC 8.25	EL91 6.50	QOV03-20A 5.75	5R4GY 2.20	6F17 3.20	12K9GT 0.80
EA76 2.25	EL95 0.80	27.50	5UAG 1.40	6F23 0.75	12Q7GT 0.60
EABC80 0.80	EL504 2.70	QOV03-25A 36.50	5V4G 0.75	6F24 1.75	12SC7 0.65
EB91 0.60	EL509 5.85	36.50	5Y3GT 0.95	6F33 10.50	12SH7 0.65
EBC33 1.15	E1519 6.90	QOV06/40A 6.90	SZ3 2.80	6FH8 17.80	12S/J 0.70
EBC30 0.90	E1821 8.20	28.50/49.50	SZ4G 1.25	6GAB 1.95	12SQ7 1.45
EBF80 0.60	E1822 9.90	QOV3-12 5.75	5ZAGT 1.45	6G8BA 1.95	12STGT 0.85
EBF 0.60	ELL80I(Se) 2.80	SP61 1.80	6/30I2 0.90	6H6 1.60	12Y4 0.70
EBF89 0.80	EM80 0.85	TT21 32.20	6AB7 0.70	6JU6 5.85	13D3 2.80
EC52 0.65	EM87 2.50	TT22 29.50	6AC7 1.15	6J4 1.35	13D5 0.90
EC91 4.40	EY51 0.95	UABC80 0.75	6AG5 0.60	6J4WA 2.00	19A05 0.85
EC92 1.85	EY81 0.65	UAF42 1.40	6AH6 1.15	6J5 2.30	19G3 11.50
ECC81 0.95	EY86/87 0.75	VR105/30 1.35	6AK5 0.65	6J6GT 1.90	906 8.50
ECC82 0.60	EY88 0.65	UFR89 0.70	6AL8 0.60	6J6 0.85	19H5 39.55
ECC83 0.65	EZ80 0.70	UCC84 0.85	6A15 0.60	6J6W 2.80	20D1 0.80
ECC84 0.60	E81 0.70	UCC85 0.70	6AL5W 0.85	6JE6C 5.50	20E1 1.30
ECC85 0.60	G44 5.90	UCF80 1.30	6AM5 4.20	6JS6C 5.90	20P1 0.65
ECC88 0.80	GY501 1.30	UCH42 1.65	6AM6 1.50	6K7 1.45	25L6GT 1.60
ECC189 0.95	GZ32 1.05	UCH81 0.75	6ANBA 2.50	6K8 5.50	25Z4G 0.75
ECC804 0.90	GZ33 4.20	UCL82 0.95	6AD4 4.40	6KD6 4.60	35W4 0.80
ECF80 0.85	GZ34 2.75	UF41 1.35	6A05 1.30	6LM6 4.60	85A21.40/2.55*
ECF82 0.85	GZ37 3.95	UF80 0.95	6AQ5W 2.20	6L6GC 3.70	807 160/2.40*
ECF801 1.05	KT66 14.50	UF85 0.95	6AS6 1.15	6L6GT 1.95	812A 21.80
ECH 2.25	KT81 7.00	UL84 0.95	6AS7G 4.95	6L18 0.70	813 0.70
ECH42 1.20	KT88 23.00	UM80 0.90	6AT6 0.90	6LD20 0.70	28.50/68.50*
ECH81 0.70	ML4 2.80	UM84 0.70	6AU6 1.25	6LQ6 5.90	829B 24.00
ECH 0.80	ML6 2.80	UY82 0.70	6AV6 1.25	6O7G 1.30	832A 8.90
ECL80 0.70	N78 9.90	UY85 0.85	6AX4GT 1.30	6SA7 1.80	866A 5.05
ECL82 0.75	OA2 0.70	VR105/30 1.35	6AX5GT 1.30	6S7G 1.80	866E 9.80
ECL85 0.60	PD50/510 4.20	Z801U 3.75	6BA60 0.70/1.207	6SJT 1.80	931A 19.80
ECL86 0.90	PCL82 0.95	X66 1.80	6B49 3.45	6SK7 1.40	954 1.20
EF37A 2.15	PCL84 0.90	X61M 1.70	6BE 0.65/120*	6SL7GT 0.85	955 1.20
EF39 1.50	PCL86 0.75	Z759 19.00	6BG6 1.60	6SN7GT 1.60	956 1.20
EF80 0.65	PCL86 0.75	Z749 0.75	6BG6G 1.60	6SQ7 0.95	5763 5.75
EF83 3.10	PD1805/85 0.95	Z800U 3.45	6BJ6 1.30	6SR7 4.60	6060 1.95
EF85 0.60	PL200/110 4.20	Z801U 3.75	6B07A 0.85	6V6G 1.50	6080 5.30
EF86 1.25	PFL200 1.10	Z803U 16.00	6BR7 4.80	6V6GT 1.30	6201 5.20
EF89 1.60	2.80*	Z900T 2.45		6X4 1.50	6146 10.35
				6X5GT 0.65	6146B 10.35
					8068 12.50
					9001 0.95
					9002 0.95
					9003 0.95

VALVES AND TRANSISTORS
Telephone enquiries for valves, transistors, etc. retail 749 3934, trade and export 743 0899.

FIELD TELEPHONE, CABLE TYPE D10
FIELD TELEPHONES TYPE 'J' Tropical in metal cases.
10-line MAGNETO SWITCH BOARD Can work with every type of magneto telephones.

POSTAGE: £1 £3 50p. £3 £5 60p. £5 £10 80p. £10 £15 £1.00. £15 £20 £1.50. Minimum order £1.00.

NEW PYE EQUIPMENT & SPARES
HARNESS 'A' & 'B' CONTROL UNITS 'A' 'R' 'J1' 'J2'. Microphones No 5, 6, 7 connectors, frames, carrier sets, etc.

VIDEO TERMINAL BOARD

★ 80 characters × 24 lines ★

Requires ASCII encoded keyboard and monitor to make fully configurable intelligent terminal. Uses 6802 micro and 6845 controller. Program and character generator (7 × 9 matrix with descenders) in two 2716 EPROMs. Full scrolling at 9600 baud with 8 switch selectable rates. RS232 interface.

Bare board with 2 EPROMS and program listing — £48 plus VAT. Assembled and tested — £118 Send for details or CWO to:

AM ELECTRONICS
Wood Farm, Leiston, Suffolk IP16 4HT
Tel: 0728 831131

CIRCLE 11 FOR FURTHER DETAILS.

Andelos 68000 SBC

- ★ Ideal for students, or as a target board for development
- ★ Currently in use in Universities, Technical colleges, and Government departments
- ★ 4K/16K/32K/64K RAM, up to 32K EPROM, on board
- ★ 24 parallel I/O lines, RS232 serial interface
- ★ Expansion interface
- ★ Low cost EPROM Programmer — simply plugs in
- ★ True 16 bit, 10MHz, for high speed processing
- ★ Comprehensive monitor (optionally with assembler) in 2764 EPROM
- ★ Assemblers and cross assemblers available for 68000 and Z80 hosts

10MHz 68000 SBC with 4K RAM, Monitor in 16K EPROM	£295 + VAT
10MHz 68000 SBC with 16K RAM, Monitor in 16K EPROM	£305 + VAT
10MHz 68000 SBC with 32K RAM, Monitor in 16K EPROM	£415 + VAT
10MHz 68000 SBC with 64K RAM, Monitor in 16K EPROM	£435 + VAT
EPROM programmer card, plug in	£95 + VAT
Assembler/Disassembler in EPROM, plug in, includes monitor	£50 + VAT
Cross assembler for Z80 hosts/Assembler for 68000 hosts	phone

* 32K/64K prices subject to alteration — hopefully downwards!

Andelos Systems Telephone: (0635) 201150
Solina, Bucklebury Alley, Cold Ash, Newbury, Berkshire RG16 9NN

CIRCLE 31 FOR FURTHER DETAILS.

Polyphonic keyboard — 2

Digipoly's t.t.l. processor circuit and microcode program.

by D.J. Greaves B.A.

The instrument has two processors — an 8088 microprocessor for control functions and a t.t.l. processor for note generation. There are 18 instructions in Digipoly's microcode program, List 1, which execute sequentially and then start again. The final instruction, INCV, causes the program to be run on each sound channel in turn.

Frequency of the master clock is divided by the length of the program and by the number of voices to give the sample rate at the audio output d-to-a converter. With a 5MHz master clock rate this is

$$5\,000\,000 / (18 \times 8) = 35\text{kHz.}$$

An assembler written for the microcode language in BCPL produced the code in List 1, but microcode can easily be manually

assembled using the instruction set described last month.

The first three instructions of the microcode increment the P-register low-order section and the next three the high-order section. At address six, the wave from the waveform table is sampled and this is multiplied by the VOL, V register in the remaining instructions. At address 16, the computed result is sent to the output d-to-a converter.

Each channel sends its output to the same converter and the value is latched there until the next channel sends a value.

This gives a discontinuous waveform. Summation of the eight channels into a single continuous audio wave is performed by the integrating behaviour of the analogue low-pass filter following the converter.

List 1 Microcode of t.t.l. processor is only eighteen bytes long.

Features and software availability

Digipoly is an eight-note polyphonic digital musical instrument with a five-octave keyboard transposable over a nine-octave useful range. It includes

- Comprehensive envelope generator controls
- Vibrato and tremolo control
- Midi interface
- Hundreds of front-panel selectable waveforms
- Battery-maintained memory for 16 user-defined voices
- Rotary control for adjustment of many parameters

Note frequencies are not rigidly locked as in divider type organs. A detune facility introduces a variable amount of scale error.

Digipoly can be built for around £175 excluding case. Software is available in various forms from the author at 5 Grovely Way, Crampmoor, Romsey, Hampshire SO5 9AX. A fifty-page listing of the 8088 source program is £3 and a 40-track disc for the BBC microcomputer, holding source, object and related files, is £4 (single density). Programmed 2764 eeproms containing the 8088 object code and a bipolar prom containing the t.t.l. processor code are £6.50 and £4.00 respectively. Please include £1 for UK postage and make cheques payable to D.J. Greaves. Brave

readers can obtain a copy of the hexadecimal listing by sending a large stamped addressed envelope and a cheque for £1.35 to our editorial offices. Please make this cheque payable to Business Press International.

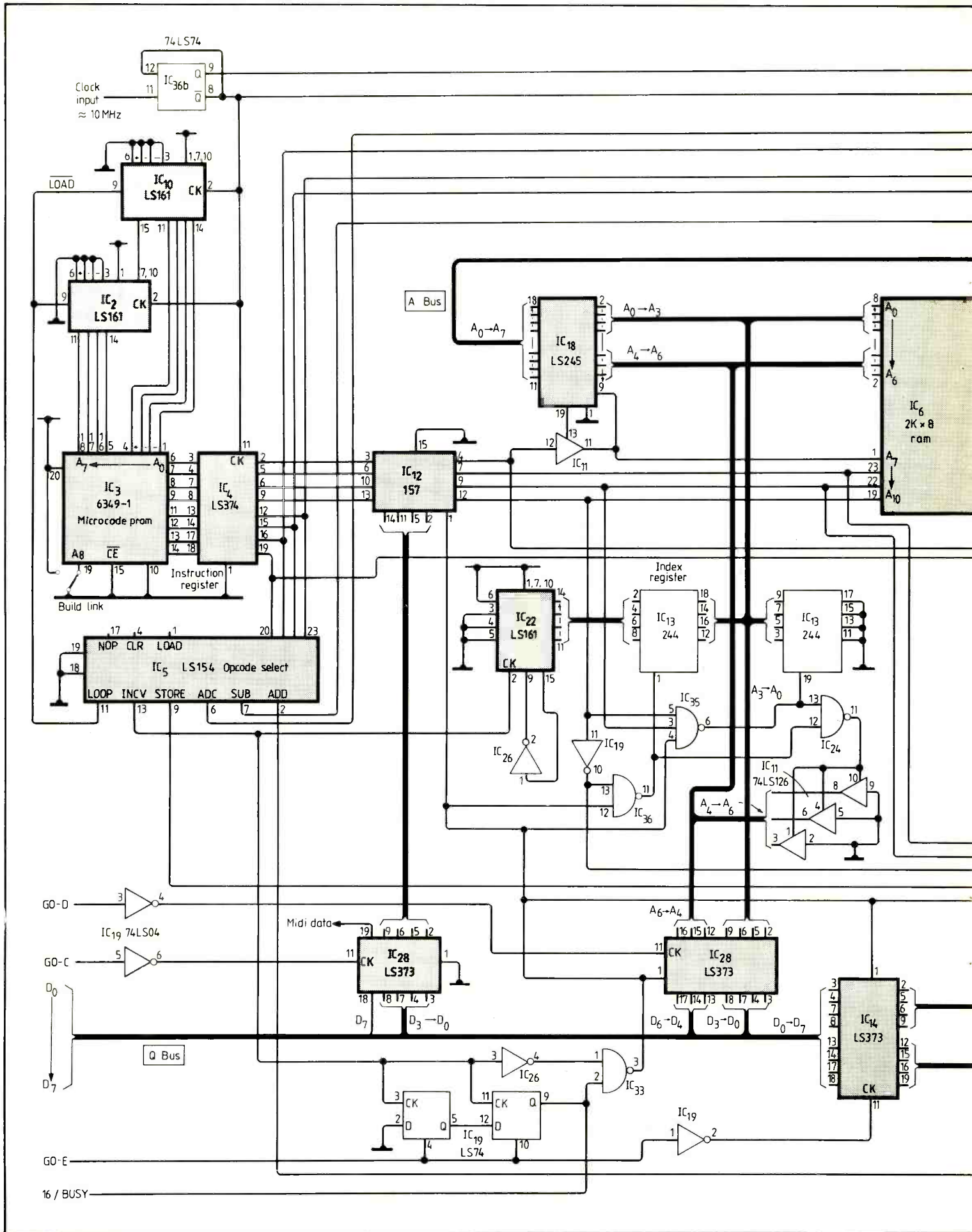
```
*=====
* Microcode software for the DigiPoly TTL processor. *
*=====
*
* a) This version uses the wrap around on the V
* register to set the number of oscillators.
* b) The instruction after LOOP is assumed to execute.
* c) The HOST instruction is assumed to be performed
* as a side effect of the INCV instruction.
*
*=====
*
* The multiplication is performed using a quarter
* squares algorithm. The amplitude value is 0..63 and
* the waveform table ranges -64 to 64.
*
*  $A \times B \times 4 = (A + B)^2 - (A - B)^2$ 
* The square table is indexed -128 to + 127
* and gives values in the range 0 to 63
*
00 00 LOAD FL,V get low order part of note phase
01 12 ADD FL,V add on the frequency (Intergrate)
02 80 STORE PL,V
03 01 LOAD PH,V repeat with high order
04 53 ADC FH,V including the carry from the low order
05 81 STORE PH,V
06 0A LOAD WV,A look up the result in the waveform table
07 8F STORE E3
08 04 LOAD VOL,V get the amplitude of this oscillator.
09 6F SUB E3 take the difference,
0A 08 LOAD SQ,A and square it.
0B 8E STORE E2 Save in register 2.

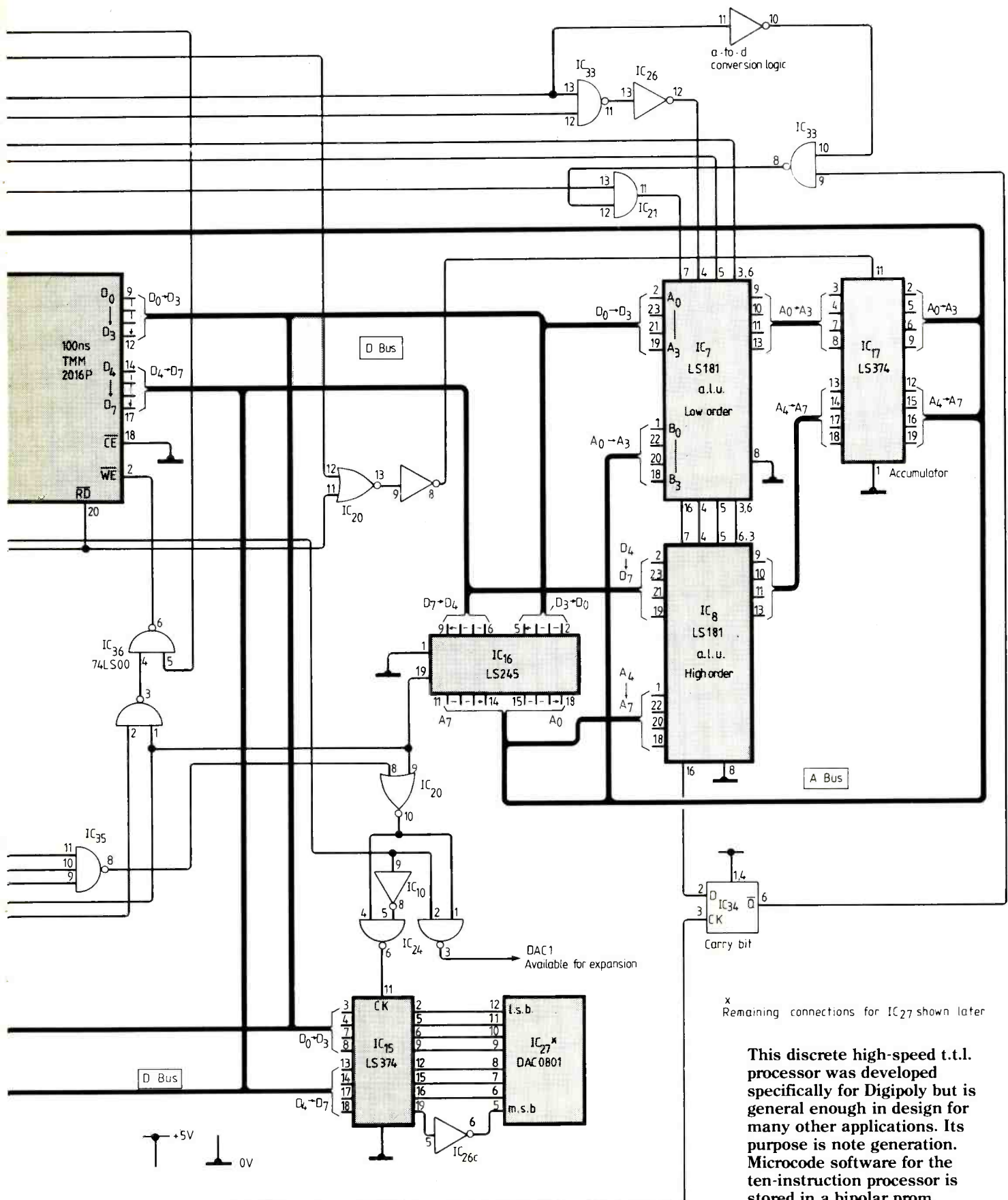
0C 04 LOAD VOL,V Now calculate
0D 1F ADD E3 the sum of them,
0E 08 LOAD SQ,A square the answer,
0F 6E SUB E2 plus the square of the difference
10 86 STORE DAC0 giving the answer.
11 A0 LOOP
12 B0 INCV move to next voice and perform HOST
* instruction.
```



The large circuit has left little space for text in this issue. We hope to find room for more description in the next article which includes details on the Midi bus.

POLYPHONIC KEYBOARD





x Remaining connections for IC27 shown later

This discrete high-speed t.t.l. processor was developed specifically for Digipoly but is general enough in design for many other applications. Its purpose is note generation. Microcode software for the ten-instruction processor is stored in a bipolar prom.

PC/XT - PERIPHERALS

Mainboard B — 103 4 Layer PC/XT	£294
MEGA Mainboard PC/XT	£249
SUPER Mainboard PC/XT	£249
256 M/FUNCT.	
1par, 1ser, cl, cal, OK	£169
384k M/FUNCT. 6-WAY (SEE ILL), OK	£289
512 RAM EXPAND (2 DIP SWITCH), OK	£95
Parallel printer card	£39
Parallel card with 64K buffer (OK)	£109
Monochrome (text) display card	£119
PC Express/Intelligent Research 512K	£798
Titan Accelerator 128K	£609
Titan Accelerator 512K	£729

COLOUR/GRAPHICS Card (2 layer)

COMPOSITE COLOUR/rgb Monitors	£149
SUPER COLOUR/GRAPHICS Card (4 layer) PC, PCXT, PCAT COMPATIBLE	£399
MONOCHROME GRAPHIC CARD VERSION II single parallel port standard	£229

MULTI I/O CARD — 5 WAY!!! Dual floppy controller interface Asynchronous RS232 serial comms port Parallel printer port, games adapter Clock/Cal with battery backup	£249
--	------

EPROM WRITER CARD up to 128K	£149
------------------------------	------

EPROM WRITER CARD up to 128K	£149
MODEM CARD V21/V23 CCITT AA/AD	£169
FLOPPY DRIVE CONTROLLER (4 DRIVES)	£75
TEAC FD—55B half ht 320K floppy dr.	£135
RS232 SERIAL I/Face, 1port 50—9600	£49
SERIAL Async Rs232C, 2port 50—9600	£69
GAMES ADAPTER	£39
AD/DA 12bit 16ch-A/D, 1ch-D/A	£139
83K Cherry Style KEYBOARD	£129
TRANS—NET NETWORKING BOARD	£450
NetMail Software	£550
NetSPOOL Software	£250
NetDISK Disk Server Software	£150
NetDMS Data Management Software	£175
NET BOOT ROM for floppiless ops	£50
NET STARTER KIT	£975

(NOTE: We can supply most of the above as UNPOPULATED boards for OEMS.)

DISKETTE SALE

NASHUA DS/DD	£14. box of ten
UNBRANDED DS/DD 96 TPI	£14. box of ten
DX45 lockable 100pc DISKETTE BOX	£17.
DX50 lockable 50pc DISKETTE BOX	£15.

384 MULTIFICATION CARD — SIX WAY!!!

- 64K to 384K RAM Memory
- RS232C Serial Port
- Real Time Clock/Calendar with Battery Backup
- RAMDISK & PSPOOL Software
- Optional games port
- Built & Tested £195.00

4—LAYER PC/XT MAINBOARD

- 64K to 1MB ON BOARD
- 8 Fully Compatible Slots
- Built & Tested £295.00

RAM CHIP SALE!!!

- 4164 64K DRAMS 150ns £1.49 each (upgrade PC/XT and compatibles)
- 41256 256K RAMS 150ns £5.49 each (upgrade OLIVETTI M24, COMPAQ DESKPRO etc)
- 4128 (Piggyback) Upgrade IBM PC/XT £5.99 each
- CO—PROCESSOR INTEL 8087 -2/-3 £139.00

PC/XT CASE

- 8 — Slot
- Hinged lid
- Includes hardware
- £ 95.00

PC to XT CONVERSION KITS

FOR IBM AND COMPATIBLES

- NEW FAST CONTROLLER!!! WESTERN DIGITAL 1002 SWX—2 SEGATE ST—506 STANDARD £199.00
- 10 MEGABYTE MR—521 1/4" WINCHESTER HARD DRIVE, 2-HEADS AVERAGE ACCESS 85ms £375.00
- 20 MEGABYTE MR522 5 1/4" WINCHESTER HARD DRIVE, 4—HEADS AVERAGE ACCESS 85ms £550.00
- HARD DRIVE CABLE SET £25.00
- UPGRADE 130WATT POWER SUPPLY £135.00

Prices exclude VAT and DELIVERY — terms on application.

DIGITASH

Business Systems Ltd.

Unit M, Charlwoods Business Centre,
Charlwoods Road,
East Grinstead,
West Sussex, RH19 2HH
(0342) 24631 tlx: 957547

CIRCLE 47 FOR FURTHER DETAILS.

TRANSFORMERS EX-STOCK

MAINS ISOLATORS Pri/Sec 120V x 2 (60—1000VA Tap Secs) VA Price P&P *20 6.11 1.70 40 9.96 1.89 100 11.63 2.10 200 16.47 2.36 250 19.92 2.77 350 24.64 2.84 500 30.69 3.10 1000 55.65 4.70 1500 71.79 5.95 2000 86.38 6.35 3000 121.12 0A 6000 258.77 0A * 115 or 240V sec only 400/440 to 200/240V CT VA Price P&P 60 9.98 1.90 100 11.88 2.10 200 16.47 2.36 250 19.92 2.52 350 24.64 2.84 500 30.69 3.10 1000 55.65 4.70 2000 86.38 5.50 3000 121.14 0A 6000 258.77 0A	50/25V or 25-0-25V 2x25V Tap Secs Volts available 5, 7, 8, 10, 13, 15, 17, 20, 25, 30, 33, 40, 20-0-20 or 25-0-25V VA Price P&P 0.5 1 4.34 1.47 1 2 5.28 1.50 2 A 4 9.12 1.94 3 M 6 10.36 1.96 4 P 8 14.80 2.22 6 P 12 18.91 2.30 8 S 16 26.75 2.86 10 20 31.74 3.20 12 24 37.99 3.36	30/15V or 15-0-15V 2x15V Tap Secs. Volts available 3, 4, 5, 6, 8, 9, 10, 12, 15, 18, 20, 24, 25, 27 30 or 15-0-15V 30V Price P&P 0.5 1 3.35 1.36 1 2 4.54 1.48 2 4 7.34 1.69 3 6 8.50 1.45 4 A 8 10.15 1.99 5 M 10 12.55 2.10 6 P 12 14.20 2.30 8 S 16 19.00 2.36 10 20 21.92 2.46 12 24 24.36 2.63 15 30 27.96 3.20 20 40 37.42 5.14	INVERTERS 12/24 V DC-240V AC 100W £65.15 250W £198.00 500W £260.00 1000W £414.00 2000W £620.00 4000W £1200.00 CONSTANT VOLTAGE TRANSFORMERS 1% Spike-free stable mains 250VA £148.00/A 500VA £201.930/A 1KVA £380.500/A 2KVA £590.950/A 3KVA £951.050/A 4KVA £1173.000/A 5KVA £1470.000/A 6KVA £1697.550/A 7.5KVA £1796.750/A 10KVA £3480.000/A
24/12V or 12-0-12V 2x12V Secs. Pri. 240V 12V Price P&P 0.3A 15 2.53 90 1 05 3.45 1.30 2 1 4.46 1.36 4 2 5.15 1.70 6 A 3 8.07 1.76 8 M 4 9.43 1.82 10 5 10.31 2.05 12 P 6 11.43 2.15 16 S 8 13.62 2.33 20 10 18.33 2.66 30 15 22.79 2.85 60 30 46.67 4.50 83 41 53.76 5.50	60/30V or 30-0-30V Pri 2x120V, 2x30V Tap Secs. Volts available 6, 8, 10, 12, 15, 18, 20, 24, 30, 36, 40, 48, 60, 24-0-24 or 30-0-30V. 60V Price P&P 0.5 1 4.93 1.58 1 2 7.51 1.60 3 A 4 9.66 2.00 4 M 6 13.96 2.10 6 P 8 15.91 2.31 8 S 10 20.11 2.36 12 12 22.95 2.78 16 16 32.26 3.20 20 20 37.55 3.47 24 43.28 3.68	AUTOS 105, 115, 220, 230, 240V For step-up or down VA Price P&P 80 5.08 1.49 150 7.36 1.69 250 8.96 1.76 500 13.96 2.34 1000 23.84 2.90 1500 29.58 3.35 2000 44.34 4.20 3000 75.22 5.10 5000 113.11 0A	AVO SPECIAL OFFERS DA117 £105.00 DA211 40.00 DA2000 65.00 p&p £1 - VAT Full range AVO & MEGGERS available. WW MODEM PROJECT Transformers T1, T2 £6.90 pair inc VAT, P&P METAL OXIDE 1/4W 5% RESISTORS £1/100 12, 20, 33, 47, 75, 390, 430, 510Ω, 560, 1k, 1k1, 1k3, 1k6, 1k8, 2k, 3k, 3k9, 15k, 16k, 24k, 27k, 39k, 56k, 82k, 100k, 110k, 120k, 130k, 150k, 200k, 220k, 270k, 300k P&P 20p BRIDGE RECTIFIERS 1A 400V .32 2A 200V .52 35A 100V £3.00 12 5A 500V £3.62
96 48V Pri 2x120V Secs 2x36/48V 60, 72, 84, 96, 36-0-36 or 48-0-48V 72/96 36/48V Price P&P 1 2 9.38 1.52 2 A 4 15.42 2.31 3 M 6 18.68 2.52 4 P 8 23.84 2.60 5 10 33.84 3.36 6 S 12 42.38 3.68 8 16 46.23 3.98	Sec V Amp Price P&P 3-0-3V 0.2 3.26 96 6-2 1A x 2 3.12 30 0-0-9 0.1 2.72 96 9x2 0.33x2 2.53 96 8-9x2 5x2 3.53 30 8-9x2 1A x 2 4.48 2.31 15x2 2x2 2.53 96 12-0-12 05 3.11 96 20x2 15x2 3.55 30 20x12 20x12 9A 4.34 70 15-20x2 5 5.88 70 15-27x2 1A 7.66 50 0-CTx15V 5 2.66 96 0-CT-15V 4A 7.28 108	CASED AUTOS 240V Cable Input USA socket outlets VA Price P&P 20 7.57 1.59 80 9.81 1.69 150 12.70 1.99 250 15.47 2.78 500 25.38 2.90 1000 35.43 3.97 2000 63.49 4.76 3000 91.14 0A	WINDING SERVICES 3VA to 15KVA 2/3 phase Plus Toroids Stock Items By Return.

CIRCLE 46 FOR FURTHER DETAILS.

BARRIE ELECTRONICS LTD
 Unit 211, Stratford Workshops
 Burford Road, London E15 2SP
 Tel: 01-555 0228 (3 lines)

WWW 6

H.P. EQUIPMENT

- 2 — HP8690B SWEEPER MAINFRAME £550.00
- 6 — HP8693B PLUG IN 4-8 GHZ 650.00
- 4 — HO18692B PLUG IN 1.7 — 4.2 GHZ 650.00
- 9 — HP8491A ATTENUATOR 20DB (NEW) 50.00
- 15 — HP3420 NULL VOLTMETER (6 DECADE) 250.00
- 17 — HP8746B S-PARAMETER TEST SET 2500.00
- 56 — HP11605A FLEXIBLE ARM 450.00
- 55 — HP7221B PLOTTER (RS232) (HP 1-13) (A3) 4 COLOUR 950.00
- 57 — HP86242A SWEEPER PLUG IN 5.9 — 9.0 GHZ 1250.00
- 59 — HP7040A X-Y RECORDER A3 950.00

TEKTRONIX TEST EQUIPMENT

- 1 — 491 SPECTRUM ANALYSER C/WITH ALL ACC'S 10 MHZ — 40 GHZ 3500.00
- 12 — 604 XYZ MONITOR HIGH RESOLUTION 650.00
- 24 — 1485R T.V. WAVEFORM MONITOR PAL NTSC ETC. 2950.00
- 44 — GMA 102 C.A.D. STORAGE SCREEN MONITOR (NEW) 26" 950.00
- 48 — GMA 103 C.A.D. STORAGE SCREEN MONITOR (NEW) 26" 1100.00
- 60 — 7704 4 SLOT 250 MHZ MAINFRAME 2250.00

PHILIPS TEST EQUIPMENT

- 55 — PM3181 XY RECORDER (A3) 50 UV SENS (IEE448 1/F) 950.00
- 22 — PM5532 G/07 PAL SYNC GENERATOR P.O.A.
- 23 — PM5539 T.V. COLOUR ANALYSER 1200.00

OTHER EQUIPMENT

- 41 — PERKIN ELMER 5900 LASER GAGE TO 0.8 UM RESOLUTION, MAX RANGE 45 METERS TEMP + PRESS COMPENSATION. TROLLEY MOUNTED, DIGIT DISPLAY — PRINTER BCD O/P ETC. FOR CALIBRATING N.C. MACHINES, LINEAR TRANSDUCERS ETC 4950.00
 - 33 — B+K 2209 SOUND LEVEL METER 650.00
 - 34 — B+K 1613 OCTAVE FILTER SET 150.00
 - 32 — RFL INDS 3265 GAUSS METER 200.00
 - 27 — VERSATEC V-80 HI-RES PRINTER — PLOTTER 3950.00
 - 52 — SMS 3000 8X300 DEVELOPMENT SYSTEM 1500.00
 - 21 — ZILOG 2DS-U Z80 DEVELOPMENT SYSTEM 1500.00
 - 16 — INTEL MDS-1 (INCOMPLETE) TO CLEAR 295.00
 - 7 — WANDEL + GOTERMAN TFPM 42 TFPM 43 TRANSMISSION TEST SET AS NEW CONDITION 550.00
 - 10 — MARCONI TF801 AM SIGNAL GENERATOR 10-470 MHZ, EXCEL CONDITION 250.00
 - 63 — GOULD ADVANCE MG520 5U 20A MINITURE SWITCHING P.S.U. 22.50
- PHONE 0223 68990 FOR FURTHER INFO OR APPOINTMENT.

VESCO UNIT 2, DITTON WALK, CAMBRIDGE.

CIRCLE 32 FOR FURTHER DETAILS.

Electronic mailbox

Construction tips and line interface circuits complete the description of a self-contained electronic message system.

A plated-through printed circuit and the three roms are available to constructors. The printed circuit is designed to fit into an RS cabinet type 509-620. This board, the mains transformer, and the line-isolation transformer are all attached to the front panel, leaving only the backup battery fixed to the base of the cabinet. Other components fixed to the panel are the three leds indicating 'power', 'on-line' and 'attention', two push buttons to manually open and close connections if required, and a switch for the battery backup supply.

The relays are RS type 346-851 and the switch for the clock is RS type 336-674. The only components not mentioned in the circuit diagram are numerous 100nF decoupling capacitors which should be monolithic ceramic types. They are shown in the layout drawing which will be supplied with the printed circuit.

The 64K rams can be any type except the Texas variety which

has different refresh requirements; the slowest available devices will be suitable for the application. This also applies to the roms and the interface chips. To reduce dynamic consumption, the system runs at a relaxed clock speed but this does not limit its operation in any way. The 1nF capacitor in the receiver monostable should be polystyrene; other capacitors are not critical.

The mailbox can be connected directly in parallel with a telephone by using a dual-outlet adaptor. There is no need for the line to the telephone to be switched as in a normal modem, because any sounds picked up by the handset cannot cause data errors.

There are only two adjustments to be made in the modem circuit. Inject a sine wave of 10mV peak-to-peak at 1700Hz across the line side of the transformer, and monitor test point one. Adjust the offset potentiometer to obtain a symmetrical


square wave, and confirm that the shape does not change when the input level is raised to 1V. Monitor test point two and adjust the timing potentiometer so that the logic level is on the point of changing states.

The clock is set by use of a special command and an internal switch which protects it from being changed inadvertently. The command format is

```
t0000<units mins><tens mins>
<units hrs><tens hrs><units
days><tens days><day of wk><units
months><tens months><leap status>10
<magic switch on> <cr>
<magic switch off> <cr>
```


where leap status is eight for leap year, four for leap year + 1, two for leap year + 2 and one for leap year + 3. For example, to set the clock to 23:57 GMT on 9 December 1984, the string would be t0000753290021810. The trimmer on the clock crystal should be adjusted at intervals of a few

by Martin Allard
B.Sc.(Hons)



Martin Allard has an honours degree in computing science from Essex University. Over the years he has worked in psychology research, gas pipeline instrumentation, operating systems design and digital video, including the single-handed design of a digital PAL-NTSC standards converter, all done from his cottage in Devon.

He recently left that business, convinced that it is the road to madness, and is now an independent broadcasting and communications consultant. One of his current projects is the construction of solar-powered community f.m. radio stations in Nepal and Sri Lanka, in conjunction with UNESCO and Arthur C. Clarke. Martin still owns the working automatic telephone exchange which he designed at the age of 11.



Messages entered into the mailbox from a computer or terminal are sent immediately or later on while you're asleep. The message can even be held until the destination caller rings you.

Principles of the electronic mail system were discussed in the August issue and hardware in the September issue.

Analogue signal paths. On the receive side, the limiter is followed by an exclusive-or gate generating pulses on both edges of the waveform. These pulses are integrated and sliced after passing through a monostable i.c. Data for transmission is buffered after passing through a simple filter.

days, and the clock should be reset until it is found to be running accurately.

Uses of the system

Computing appears to many people to be a solitary pastime, but when the power of modern data communications is added it becomes an interesting social activity.

This system is intended to provide a mail service and a remote terminal service which are sufficiently reliable and easy to use that one can concentrate on the message being sent, and forget about the way that it is being delivered. Because the writing and reading of mail is all performed off-line at no cost in communication time, messages tend to be much longer and more leisurely in style than conventional electronic mail. There are no arguments about whether or not the message was received — the sender always knows the answer. One doesn't know whether it has

been taken notice of however.

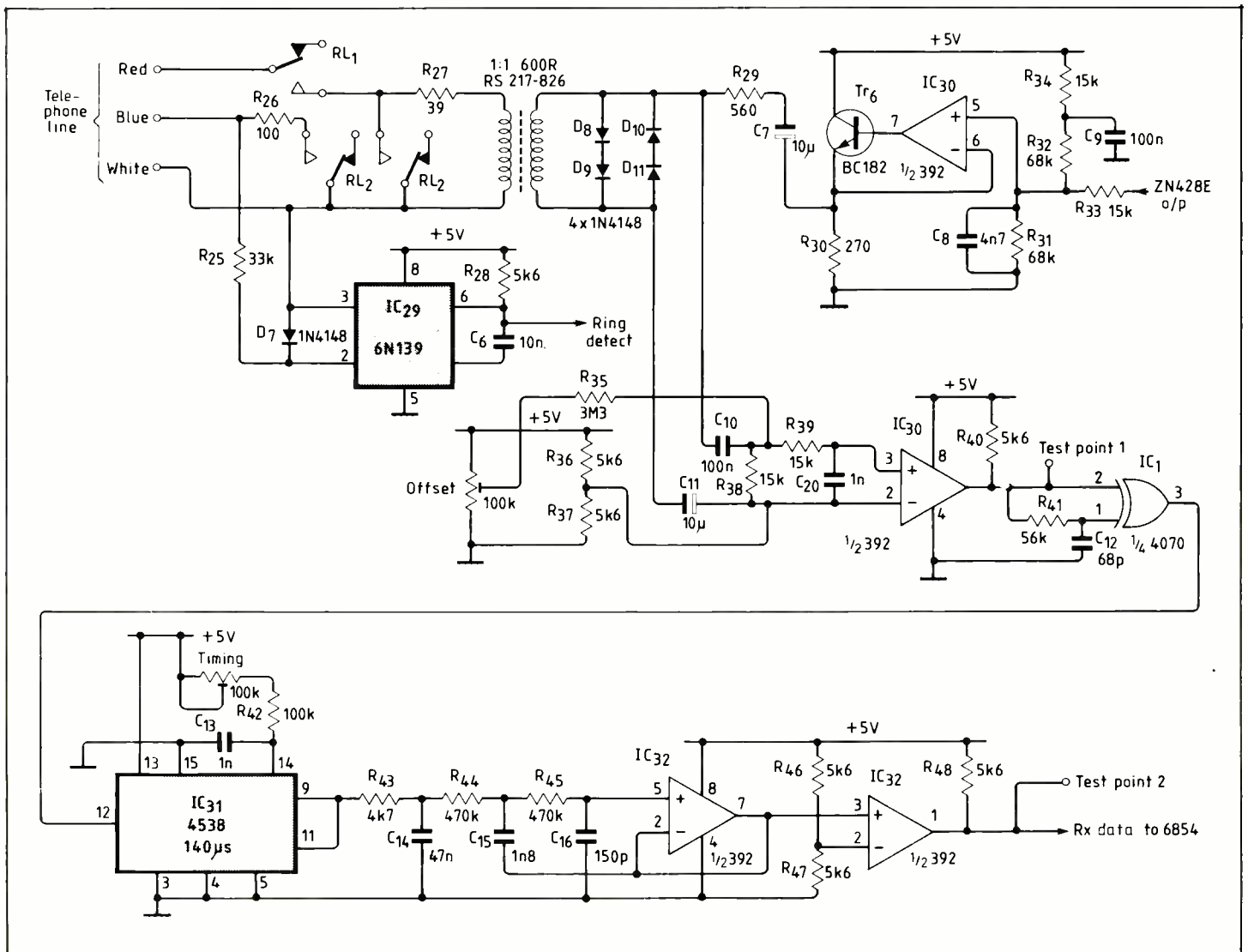
The control wire called DCD is in fact a far more reliable form of remote control than anything provided by a simple modem, and it is being used to switch computers on and off when an incoming call is received. As with all other aspects of the system considerable attention has been paid to making it fail-safe.

Fundamentally, the mailbox provides a cheaper, faster and more reliable way of getting messages to a specific destination than centralized systems such as Prestel, Telecom Gold, Easylink, and the hobbyist bulletin boards. It does have the social disadvantage that one cannot spend one's telephone bill idly browsing through other people's correspondence. However it is a general purpose real-time communications system as well as a way of delivering private mail, and as such is well suited as a means of accessing a common database. I am considering setting up a bulletin board specifically for users

of this design if interest justifies it, and would therefore like to hear from prospective users. The firmware rom has plenty of space for enhanced facilities in it, and one use of the board would be to arrange for firmware upgrades. It is my belief that the underlying standard is sufficiently sound to remain compatible with potential future versions possessing many more features.

A double-sided plated-through printed circuit for this design is available from Combe Martin Electronics, King Street, Combe Martin, North Devon EX34 0AD, for £23 including UK/overseas postage and v.a.t.

A set of three programmed roms is available from Mallard Concepts Ltd, 13 Southdown Avenue, Brixham, Devon TQ5 0AP for £34.50 including v.a.t. and postage. A guide giving more detailed information on the use of the system is also available free of charge from the same address on receipt of a large s.a.e.

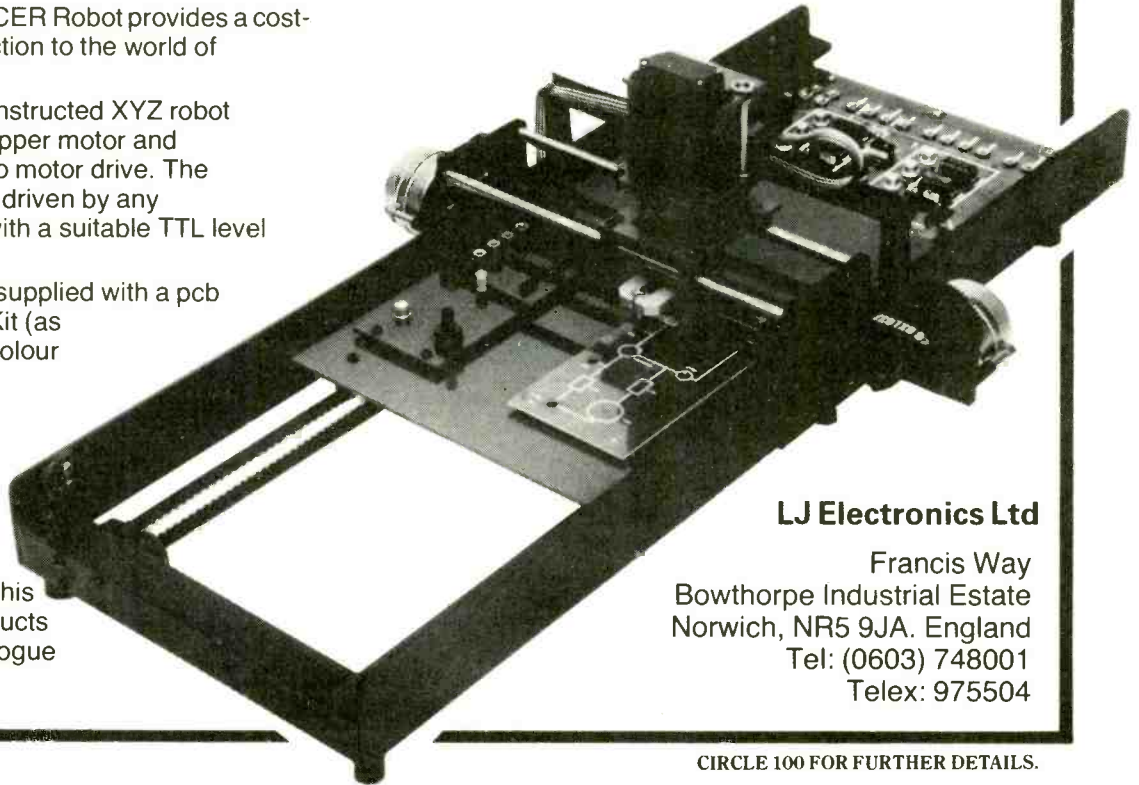


TRACER - A new Robotic Teaching System from LJ

The new LJ TRACER Robot provides a cost-effective introduction to the world of Robotics.

This ruggedly constructed XYZ robot features both stepper motor and closed-loop servo motor drive. The TRACER can be driven by any microcomputer with a suitable TTL level I/O facility.

The TRACER is supplied with a pcb Assembly Task Kit (as shown) and a 3 colour pen-plot kit.




For full details of this and other LJ products send for our catalogue

LJ Electronics Ltd


Francis Way
Bowthorpe Industrial Estate
Norwich, NR5 9JA. England
Tel: (0603) 748001
Telex: 975504

CIRCLE 100 FOR FURTHER DETAILS.

SMALL SELECTION ONLY LISTED RING US FOR YOUR REQUIREMENTS WHICH MAY BE IN STOCK



Portable Battery or Mains Oscilloscope. SE Laboratories 111 Oscilloscope — Solid State — General purpose — Bandwidth DC to 18/20MC/S at 20MV/CM — Dual Channel
Rise time 19NS — Calibrated Sweep — Calibrator — Display 10CMSx8CMS — Power AC — 95 Volts to 100-190 Volts to 260 or 24 Volt DC battery — Size. W.25.5 CM — H.25.5CMS — 56CMS Deep — WT11.4KGS — Carrying handle — Tested in fair condition with operating instructions £120.00.



Latest Bulk Government Release — Cossor Oscilloscope COU150 (CT531/3) £150 only. Solid state general purpose bandwidth DC to 35MHz at 5MV/CM — Dual Channel — High brightness display (8x10cm) Full delayed time base with gated mode — Rise time 10NS — Illuminated graticule — Beam finder — Calibrator 1KHz squarewave — Power 100 — 120V.200V — 250 volts AC — Size W 26CM — 41CM deep — WT 12.5 K.G. carrying handle — colour blue — protection cover front containing polarized viewer and camera adaptor plate — probe (1) — Mains lead. Tested in Fair condition with operating instructions — £150.00.

Communication Receivers. Racal 500KC/S to 30MC/S in 30 bands 1MC/SWIDE — RA17 MK11 £125. RA17L £150. RA17E £200. New Metal Louvred Cases for above £25. All receivers are air tested and calibrated in our workshop — supplied with dust cover — operation instructions — circuit — in fair used condition. Racal Synthesizers (Decade frequency generators) MA350B Solid State for use with — MA79 — RA217 — RA1218

Etc £100 to £150. MA250 — 1.6MC/S to 31.6 MC/S £100. MA1350 for use with RA17 receiver £100. MA259G Precision frequency standard 5MC/S — 1MC/S — 100KHz £100 to £150. Panoramic Adaptor RA66 £150. RA137 and RA37 £40 to £75 LF converters 10 to 80KC/S. RA218 Independent SSB unit £50 RA98 SSB-ISM Converter £50. RA121 SSB-USB converter £75. EC964/7K Solid state — single channel — SSB — mains or battery — 1.6 to 27.5 MC/S and 400 to 535KHz £100 with manual Plessey PR 55G Solid State 60KC/S — 30MC/S £400. Creed 75 Teletypewriters — Fitted tape punch and gearbox for 50 and 75 bauds — 110volts AC supply — In original transport tray sealed in polythene — ilk new £15EA. Redifon TTT1 Audio Teleprinter converter receiver solid state — supply 110 or 240AC — Made for use with above teleprinter enabling print-out of messages received from audio input of communication receiver £15 with circuit tested. Redifon TTT1 Converter as above but includes transmit facilities £20. Oscilloscopes — stocks always changing Tektronix 465 — 100MC/S £750. FM Recorder Sanghmd Sabre 111 14 channels £350. Transiel Matrix printers — AF11R — 5 level Baudot Code — up to 300 Bauds — for print out on plain teleprinter paper £50 to £100. Transiel AH11R — As above but also 8 level ASC11 (CCITT No 2 and CCITT No 5) Like new £100. Army field telephone sets. Type F — L and J — Large quantity in stock £5 to £15 depending on type and quantity P.O.R. Don 10 Telephone Cable — half mile canvas containers £20. Night viewing infra-red AFV periscopes — Twin Eyepiece — 24 volt dc supply £100ea. Original cost to government over £11,000ea. Static invertors — 12 or 24 volt input — 240 volt AC sine wave output — various wattages P.O.R. XY Plotters and pen recorders various P.O.R. Ferrograph series 7 Tape recorders mono £100. stereo £150. Signal Generators various — TF995/A3 £60. TF801D/85 — 10MC/S to 485MC/S £90 TF144H/A4 £90. TF1060/2 £60. HP606A — £90 £140 HP608 £50 HP614A £100 HP618B £100 HP620A £100. Marconi TF1064B/5 £100 TF791 Deviation meter £100 TF893A Power meter £50 Aerial mast assembly 30ft high complete with 16ft whip aerial to mount on top-guyropes — insulators — Base and Spikes etc., in heavy duty carrying bag — new £30. Racal frequency counter type 836 £50 Tektronix plugs-ins — 1A1 £50. 1A2 £40. 1A4 £100 ME50. All items are bought direct from H.M. Government being surplus equipment. Price is Ex works. S.A.E. for enquiries. Phone for appointment for demonstration of any items. Also availability or price change. V.A.T. and carriage extra.

EXPORT TRADE AND QUANTITY
DISCOUNTS GIVEN
JOHNS RADIO (0274) 684007
WHITEHALL WORKS,
84 WHITEHALL ROAD,
EAST BIRKENSHAW, BRADFORD
BD11 2ER

WANTED: REDUNDANT TEST EQUIPMENT —
RECEIVING AND TRANSMITTING EQUIPMENT —
VALVES — PLUGS — SOCKETS SYNCHROS
ETC.

pantechnic

design manufacture and supply

**POWER AMPLIFIERS
HIGH POWER ASSEMBLIES
CONTROL CIRCUITRY**

for application in

**INDUSTRY
PUBLIC ADDRESS
HI-FI**

available

**OFF THE SHELF
CUSTOMISED
C A D DESIGNED**

tel. 01.361.8715 132 High Road
telex 266 873 New Southgate
PANTEC G LONDON N11 1PG.

CIRCLE 19 FOR FURTHER DETAILS.

★ NI-CAD BARGAINS ★

Ex-equipment but little-used, re-chargeable Nickel-cadmium batteries at fraction of L.P.
 DEAC Type 1000DK 6 Cell Button-stack (7.2V) Measures 2 1/2" Diam. Capacity 1AH. Price each £3 - inc vat (pp 25p)
 DEAC Type 600DKZ 3 Cell Button-stack (3.6V) Measures 1 1/2" Diam. Capacity 600mAh. Price each £1 50 inc vat (pp 25p)



★ STEPPER MOTORS ★

Brand new stock of 'ASTROSYN' Type 20PM-A055 stepper motors. 28V DC. 24 steps per rev. 15 oz-in torque @ 100PPS. Body length 2 1/2" diameter. 2" shaft 1/4" diam x 4 1/4" spirally threaded. Weight 16oz. Price each £11 50 (p&p 50p) Connections supplied. INC VAT

DRYFIT BATTERIES

Brand-new, un-used, Sonnenschein Dryfit A300 sealed lead-acid re-chargeable batteries at a surplus price. 12V 1.8AH (RS No. 591-966 £17) OUR PRICE £8.50 inc vat. (pp £1).

Also available small quantity of automatic standby units incorporating the above battery. Inbuilt mains-failure change-over, charger, ideal for burglar alarm systems etc. £25 each (pp £2).

ESCAP DC MOTORS

Swiss-made precision DC motors with 70:1 reduction gearboxes giving final drive speed of 16RPM @ 6V. Diameter 2 1/2cms x 4cms long. PRICE INC. VAT & CARRIAGE. £5.25 (Ex-equip. tested & guaranteed)

DATRON Model 1051 DIGITAL VM




1051 Multi-function digital voltmeter (DC) with Options fitted for AC Volts and Resistance. Total list is over £2200. Little used condition. £500 + VAT

★ CROSS-HATCH GENERATORS ★

LABGEAR COLOURMATCH CM6004PG UHF television pattern generators giving cross-hatch, dot and grey scale patterns. Fully tested and guaranteed. NOW JUST £20 inc VAT & p&p
 HEWLETT - PACKARD LOGIC ANALYSER 1602A £250 + VAT
 £150 + VAT
 SONY PRESTEL TERMINAL - PRINTER £750 + VAT
 BAUSCH & LOMB METALLURGICAL MICROSCOPE £500 + VAT
 AIRMEC 20KV IONISATION TESTER 209 £150 + VAT
 BRUEL & KJOER DEVIATION BRIDGE 1504 £95
 PHILIPS PM6661 80MHz 8 Digi Freq. counter £125 + VAT

RALFE · ELECTRONICS
 10 CHAPEL STREET, LONDON, NW1 TEL: 01-723 8753



'OSCILLOSCOPES'

TEKTRONIX 454 dual — trace 150MHz £650 + VAT
 TEKTRONIX 475 dual — trace 100MHz £2K + VAT
 TEKTRONIX T932A dual — trace 35MHz £325 + VAT
 HEWLETT - PACKARD 1707A dual 75MHz £650 + VAT
 DYNAMOD 07100 dual — trace 30MHz £200 + VAT
 GUILD D 051000B dual — trace 20MHz £200 + VAT
 TELEQUIPMENT 3 — trace D63 15MHz £275 + VAT



1000 WATT AUDIO AMPLIFIERS

H & H PROFESSIONAL AUDIO POWER AMPLIFIER MODEL S500-D available ex-stock in superb, little-used condition at vastly reduced price. Specification includes: Dual-Channel 500-500W, THD 0.005% IMD 0.02% Output impedance 2.5-16ohms. Frequency response ±1db 10Hz-20KHz (NB. For industrial applications these amps can be configured to DC response). Forced air cooled dissipators for reliability and cool operation. Size 19" Rack mount x 3 5/8" Ht. PRICE ONLY £295 — INC VAT AND HANDBOOK (pp £5) (NB.: Last price over £700)

★ SWITCH-MODE POWER SUPPLIES ★

Fully tested and guaranteed switch mode power supplies by Gould/Advance, Farnell etc.

5Volts @ 60Amps £35
 19Volts @ 15A £35
 12Volts @ 15A £45
 5V @ 100A £95
 33V @ 10A £15
 Multi-rail, 5V4A & +15V @ 1.75A ea. £30
 NB. THESE PRICES ARE VAT & POST INC.

DISPLAY SCOPES

Airmec/Racal 4 channel display oscilloscopes for colleges, educational etc. 17" CRT DC — 10KHz. Fully operational. £125 + VAT

MAINS CONDITIONERS

Constant voltage transformer
 GUILD 15kW 220V £125 + VAT (pp £10)
 CENTRONIC REGUVOLT 220V 2KW £200 + VAT (pp £15)
 CENTRONIC REGUVOLT 220V 3KW £350 + VAT (pp £15)

COMPANIES PLEASE NOTE that we would be very pleased to receive your invitation to tender for your surplus or redundant equipment. Contracts offered for factory contents removals on regular basis.

★ COMPUTER PERIPHERALS ★

1.6MB 8" FLOPPY DISC DRIVES — New Stock

BRAND NEW At a surplus price. Fully Shugart compatible 'MFC CORPORATION' Model M-700 DOUBLE-SIDE industry standard 8" floppy disc drives. Double-density up to 1.5Mbytes. Power requirements ±5V and ±24V @ 1.1A 240V AC 50Hz. LOWEST PRICE EVER. £160 — INC. VAT, CARRIAGE & HANDBOOK.

DRE 4000A DRIVES

Data Recording Equipment Model 4000A 5 + 5 MB Top-loading disc drives in stock. Brand new including full technical manual. Few remaining. £250 each + VAT.

★ MULTI-RAIL LINEAR PSU's ★

Recent stock of brand new COUTANT ESM Series Power Supplies at surplus prices. Model ESM15 2 giving regulated, stabilised DC outputs 5V @ 1.5A and ±12V to ±15V @ 1.5A each and an unregulated 24V @ 2A. 240V AC input. Measures 5x8x11" Fully enclosed. In original cartons with handbooks. £45 each - VAT + carriage £5

ST506 WINCHESTERS

We have in stock genuine SEAGATE ST506 5 1/4" Winchester disc drives sold in little used, fully functional condition complete with OEM manual. Formatted capacity 5MB. PRICE £225 inc. VAT, carriage and manual. Also available 10MB version @ £275 inc. (Small quantities only - don't delay!)

8" SHUGART DISC DRIVES



GENUINE SHUGART MODEL SA800 Soft-sectored single-sided industry standard 8" floppy disc drives. 800KB storage. Supplied in excellent condition, little-used. Removed from fully functional equipment. Price including VAT, carriage and Zerex of handbook — £95

WAYNE KERR Autobalance Universal bridge Model B641. £250 + VAT
 SULLIVAN Inductance bridge Model R4000 Measures L to 11.11H with discrimination of 0.0020H. £375 + VAT

★ INSTRUMENT COOLING FANS ★



All fans available ex-stock and GUARANTEED
 230V 10W 5-Blade 3x3x1" NEW £7
 115V 13W 5-Blade 3x3x1" NEW £6
 115V 4x4x1" 5-Blade NEW £6
 115V 7W 4" 3-Blade WHISPER £5
 230V 40W Papst 350M/Hr. Ex-equip. £13
 All prices include VAT (pp - 50p)

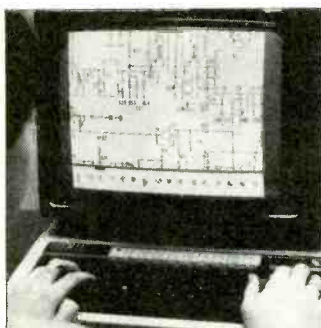
CIRCLE 48 FOR FURTHER DETAILS.

PINEAPPLE SOFTWARE

Programs for the BBC model 'B' with disc drive with FREE updating service on all software

DIAGRAM

● A program which allows you to store very large diagrams - up to 39 mode 0 screens - and view or edit them by SCROLLING the computer screen around over any part of the diagram.



FEATURES

- Draw diagrams, schematics, plans etc. in any aspect ratio, e.g. 10:3, 2:12 screens
- Access any part of the diagram rapidly by entering an index name, e.g. TR6, R5 etc., to display a specific section of the diagram, and then scroll around to any other part of the diagram using the cursor keys.
- Up to 128 icons may be predefined for each diagram, e.g. Transistors, resistors etc., in full mode 0 definition, up to 32 pixels horizontally by 24 vertically.

£28.75 all inclusive

Supplied only on disc - 40T/80T compatible

All orders sent by return of post.

- Hard copy printouts in varying print sizes up to 18 mode 0 screens on an A4 size sheet, compatible with most dot matrix printers.
- Many other features including, selectable display colours, comprehensive line drawing facilities, TAB settings, etc.
- Disc contains sample diagrams and two versions of the program, one of which will work from a 16k sideways RAM.
- Comprehensive instruction manual.


PINEAPPLE SOFTWARE, 39 Brownlea Gdns.
 Seven Kings, Ilford, Essex IG3 9NL
 01-599 1476.

CIRCLE 40 FOR FURTHER DETAILS.

Z80 CONTROL Z80

CARDMASTER CPU

- 4MHz Z80 CPU
- CP/M compatible
- User transparent MULTI-TASKING
- Up to 38K EPROM & 16K RAM
- Watchdog crash protection
- RS232 & RS422 Comms
- 2" Z80a PIO (one uncommitted)
- On board bus buffering
- Power-on jump hardware
- Euro-card construction




The CPU card is supplied with a powerful three-way operating system: MCP — The Multi-tasking Control Program. MONITOR/DEBUG — An enhanced version of the MCV monitors. Commands include Single-Step and Break-point setting. MIRROR — MIRROR connects the CPU card to your C/PM computer, via the link, in such a way as to give the illusion of C/PM running on the CARDMASTER CPU card. MIRROR itself is a two part program which effectively gives CARDMASTER direct access to your disk drive. (DISCS WITHOUT OISCS!)

Only £178.00 built and tested including the software subsystem.

CUB MICROCONTROLLER

- Z80 CPU
- 4 x Z80a PIO's (64 I/O lines)
- Z80a CTC
- 4K Battery backed RAM 2K sup.)
- 4K EPROM (2K MCV2.0 sup.)
- Powerful monitor (MCV2.0)
- Eurocard construction




The very popular CUB microcontroller is the ideal solution where a stand alone controller is required. The CUB fully supports the powerful Z80 mode 2 interrupt structure. Single-step & breakpoint commands in MCV2.0 provide excellent debugging tools. The CUB is available built & tested or as a bare PCB.

PRICES: Built & Tested £104.95 Manual only £4 50

CMR16 MICROCONTROLLER

- Z80 CPU
- 4 x Z80a PIO's (64 I/O lines)
- Z80a CTC
- 64K Dynamic RAM
- 8K EPROM
- 4 Channel A/D converter.
- Real time clock
- MCV1.0 Multitasking monitor



The CMR16 is a very powerful multitasking control system, featuring all the facilities of the 'U' (except B/Backed RAM). In addition the CMR16 has RS232 and a massive 64K RAM. Data acquisition is simple with the 4 channel 10 bit A/D converter.

PRICES: Built & Tested £219.75 Bare PCB £40.00 Manual only £5.50

Prices include carriage. Please add VAT @ 15%

GNC ELECTRONICS Little Lodge, Hopton Road, Theitham, Diss, Norfolk IP22 1JN
 Telephone: Diss (0379) 898313



CIRCLE 34 FOR FURTHER DETAILS.

Ram-rom input/output controller

A combination of 'sideways' ram and rom-based software expands the capabilities of the BBC Micro into control applications. The Spider adds a number of commands to BBC Basic to allow easy access to external devices and has uses in laboratories or in industry for real-time control. Applications include measurement and recording systems, burglar alarms, aids for the disabled and energy optimizing systems for industry and the home.

The device is provided on a butterfly board which plugs into the 6522 user v.i.a. socket.

Parallel processing is possible, which is why it is called the Spider: if an event is caught in the 'web' it is acted upon, another event triggers the system and its presence noted. The first event has its data fully secured and the processor is then free to deal with the second or subsequent events. Different versions are available from the simplest, Spider-B at £65, which communicates through the user and printer ports to Spider-X at £115, working through the 1MHz bus. Spider-E, also £115, interfaces with the Control Universal range of Eurocard control and monitoring devices. Paul Fray Ltd, Willocroft, Histon Road, Cambridge CB4 3JD. EWW201



Modular workstation

A choice of central processing units, displays, application software, programming languages and peripherals are a feature of the Hewlett-Packard series 300. The modular approach enables the user to start on an entry-level system at relatively low cost and upgrade as and when required by the addition of a faster c.p.u. or a higher-resolution display. All of the software, and the peripherals, remain compatible. The c.p.u. is either a 10MHz Motorola 6810 or a 32-bit 16.6MHz 6820. A megabyte of ram is standard with either processor and may

be expanded to 7.5Mbytes. Four bit-mapped v.d.us are available medium or high resolution, monochrome or colour.

Like most of the H-P range, these computers are particularly designed for control and measurement applications and a number of analogue and/or digital interfaces are available along with the appropriate software. Series 300 will run most of the series 200 applications software and an integrated word processor/spread-sheet/database package is available as well as electrical and mechanical engineering programs. Peripheral devices include digitizer tablets, mice, mass storage, printers and plotters. The workstations can


be networked together and can communicate with H-P series 200 and 500 systems over a 10Mbit/s lan. Two IEEE 802.3 Standard cabling options may be used: The first can link up to 30 systems over a distance of 185m, the second can provide connections to 100 computers at distances of 500m.

A typical entry-level system will cost about £5164 while the top of the range costs ten times as much; lower than the Series 200 which are superseded by these computers offering better performance. Measurement Design and Manufacturing Systems, Hewlett-Packard Ltd, Miller House, The Ring, Bracknell, Berks RG12 1XN. EWW206

Frequency spotting laser

Instantaneous measurement and analysis of any number of incoming r.f. signals is possible with the use of the Bragg cell developed by Marconi Research labs at Great Baddow and available through GEC Research. The Bragg cell uses acoustic energy generated by the incoming signal to deflect or modulate a laser beam passing through a lithium niobate crystal. The angle of deflection of the beam is proportional to the frequency of the signal and thus it is a simple process to determine that frequency.

The cells are said to have much potential in optical signal processing and spectrum analysis. It could also be used to unscramble the signals from a frequency hopping radar or radio, or to follow the frequencies in order to jam them. The cells are available in various versions with bandwidths from 60 to 2000MHz and centre frequencies from 0.16 to 2.9GHz. GEC Research Ltd, East Lane, Wembley, Middlesex HA9 7PP. EWW211



Digital i.c. tester

Many i.c. testers need 'personality' modules to tell the instrument which i.c. it is testing, but an instrument from ABI Electronics includes test algorithms for a wide variety of i.c.s which are held in memory and can give instant results on all the 74 series of t.t.l. devices, the 4000 range of c-mos devices and a number of memory and interface chips. The instrument can identify the device and test it, thus enabling the identification of unmarked devices. It can also test itself. Any new device or custom chip can be accommodated as ABI will supply the appropriate software.

The i.c. tester emulates in-

circuit conditions and provides the correct supply and input voltage levels. The test may be repeated indefinitely to simulate soak testing and for the detection of intermittent faults. The makers claim that it is possible to test 1000 devices in a hour on the instrument and is therefore ideal for 'goods inward' testing, while the price (£573), the makers say, is within the means of many educational establishments who may wish to test a 'job-lot' of i.c.s purchased for students' designs.


The makers also manufacture a low-cost 16-channel logic analyser (£299). ABI Electronics Ltd, Unit 21, Aldham Ind. Estate, Wombwell, Barnsley, S. Yorks S73 8HA. EWW209



Lithium-backed memory

Over 10 years is the quoted retention of these memory modules when c-mos static ram is used in the DS1213 'smart' socket. The socket incorporates a lithium cell and a control circuit. The socket may be used

with 2Kbyte and 8Kbyte static rams and may upgrade existing boards for memory retention without any change in the design. Manufactured by Dallas Semiconductors, the DS1213 sockets are available from Joseph Electronics, Westminster House, 188 Shirley Road, Solihull, W. Midlands B90 3AQ. EWW203



Data from space

Automatic satellite telemetry receiver and information decoder is represented by the acronym Astrid and describes the functions of Astrid — a complete satellite receiving system with built-in decoder, enabling signals to be received and data displayed on a home computer.

In operation, it receives all the data transmitted by the Uosat satellites and automatically records it on a standard tape recorder. The recorded signals are then fed back into Astrid to be decoded into ASCII format which may be read through the RS232 serial input on a computer. Signals may also be decoded 'live'.

Information transmitted from the satellites include news bulletins, satellite status data, experimental data, messages on an electronic mailbox, and orbit information. There is an

experimental speech digitizer giving telemetry information on board Amsat 2 and c.c.d. tv camera signals.

Using suitable software, which is available from Amsat UK, the data can be decoded to allow the graphic display of satellite tracks over maps, error detection of received data, disc storage of data for computer analysis and data presentation of particular telemetry channels. The software also allows the inclusion of the latest orbit information to enable the accurate prediction of satellite positions.

Astrid comes complete with an aerial and feeder, power supply unit, test tape, manual, and connecting leads. It costs £149 from MM Microwave Ltd, Thornton Road Ind. Estate, Pickering, N. Yorks YO18 7JB. EWW207

Amsat UK is at 94 Herongate Road, London E12 5EQ.



Miniature v.h.f. amplifier

Working over a range from 5 to 250MHz, the Watkins-Johnson EA51 can provide a typical gain of 17dB with less than 3dB noise. The v.s.w.r. output is 1.2:1 and the direct current

required at 5V is 12.5mA. The amplifier is housed in a TO-12 package and will work as specified over a temperature range of from -54 to +85°C. Watkins-Johnson International, Dedworth Road, Oakley Green, Windsor, Berks SL4 4LH. EWW202

AUDIO · VIDEO · DATA

A superb range of innovative loading
and duplicating technology
· Worldwide ·



the leaders

Tape Automation Ltd, Unit 2, River Way, Harlow, Essex CM20 2DN.
Telephone (0279) 442946, Telex 265871 MONREF G quoting Ref: 84 : AUL001.


EUROPE · USA · JAPAN · UK · INDIA



CIRCLE 128 FOR FURTHER DETAILS.

POWERTRAN ROBOTIC WORK CELL SYSTEM

COMPLETE ROBOTICS EDUCATION AND TRAINING PACKAGE



Complete robotics education and training package IVAX is the SCARA (Selective Compliance Assembly Robot Arm) with the Powertran pedigree. With fully integrated software and coursework, IVAX is the perfect tool for robotics education and training.

The bench top robot operates on a closed loop system to simulate virtually any industrial application. 4 axes and an independent gripper are operated by a programmable controller, either as a self-contained unit or under the control of a host microcomputer.

Custom-tailored accessories enable IVAX to be incorporated into a comprehensive work cell environment. 32 I/O lines can control auxiliary units and monitor sensors. Rugged, reliable and exceptionally accurate, IVAX is suitable for light industrial use as well as for educational purposes.

To
POWERTRAN
PORTWAY INDUSTRIAL LTD
Portway Industrial Estate
Andover, Hampshire SP10 3WV
Telephone: (0264) 64455

Please send IVAX colour brochure and price list

Name _____
Address _____
Postcode _____

www


CIRCLE 36 FOR FURTHER DETAILS.

SOME IDEAS NEVER SELL... but our new innovations do!

Crotech 'scopes are chosen for use throughout the electronics industry and in education for their reliability and ease of use.

... and they're affordable too!!

LIKE THE 3132 DUAL TRACE 'SCOPE



The innovations...

- * Component Comparator
- * Triple Output DC Source

plus...

- * 20MHz Bandwidth
- * 2mV/div Sensitivity
- * 40ns/div Timebase
- * TV Frame and Line Trigger
- * Add and Subtract
- * X - Y mode

... and very affordable at £312.00*



For free details call:

*(exc. VAT)

Crotech Instruments Limited

2 Stephenson Road, St. Ives, Huntingdon, Cambs. PE17 4WJ
Telephone: (0480) 301818

32/10/4/1

CIRCLE 104 FOR FURTHER DETAILS.

THE THERMOMETERS

HAZ40

Differential
0.5% accuracy
-30°C to +200°C
0.1°C resolution
£63.50

HAZ30

0.2% accuracy
-120°C to +820°C
1°C resolution
£45.50

HAZ20

0.1% accuracy
-100°C to +1370°C
0.1°/1° resolution
Autoranging
Min and Max hold
RS232 and Centronics
Output option
£95.50

Types K, T and J available
Low battery indication
2000 hour min battery life
3 year Guarantee

HAZ SERIES

Sealed tactile keyboard
Automatic segment test
Splashproof design



£29.85

LINI The cheapest!
0.2% accuracy -120°C to
+820°C 1°C resolution



VIXEN HYTECH LTD.

17 Amberley Road,
Bostal Heath,
London SE2 0SG.


01-310 4233

CIRCLE 45 FOR FURTHER DETAILS.

Socket for the leadless

A low-profile socket, type IC75, is only 7mm high and 33mm square and may be used for any Jedec A or B 68-way leadless chip carrier. The contact design and cantilever-action lid ensure good electrical performance we

are told: the contacts are rated at 1A with a maximum resistance of 30mohm at 10mA. All 68 contacts are accessible from the sides of the socket to enable testing under loaded conditions. The socket may be used at up to 150°C. Radiatron Components Ltd, Crown Road, Twickenham, Middlesex. EWW210



CB at 934MHz

934MHz never caught on as rapidly as the 27MHz band for CB, partly because at this wavelength the equipment needs to be more precise and therefore more expensive. It is seen by many to be the more discerning band, free from the many 'cowboy' operators who dominate the 27MHz band. A CB transceiver, the Cybernet Delta I, offers 20 channels at this frequency. It has an

automatic search facility with a memory for the positions of 8 specific channels as well as manual selection of any channel. The receiver is claimed to be highly sensitive with 20dB quieting sensitivity of less than 0.7µV and a signal/noise ratio better than 40dB. Made by Kyocera in Japan for Mike Devereux Music Ltd, it is distributed at £355 by Telecomms, 189 London Road, Portsmouth, Hants PO2 9AE. EWW220

Commodore upgrades

The Commodore C16 computer can be augmented to a 64K machine by the addition of a ram board from MCT of Norwich. The board plugs into the computer internally, leaving the cartridge part free, and enables the extended memory to be used with Commodore C16 and Plus-4 programs (but not those for the CBM64). At £59.95 inclusive, MCT claim the 64K machine represented


the best value for money of any home computer.

The same company has also produced their own extended Basic, MCT Basic, for the CBM64 which incorporates the commands found in the much improved Basic of the C16. The product is available on cassette for £10.95 and on disc for £14.95; a rom version will be available "in the not too distant future." Micro Component Trading Co. Group House, Fishers Lane, Norwich, Norfolk NR2 1ET. EWW217

Multi-tasking OS9 board

A development board, the SC09 from Arcom, brings together the STE bus with the 6809 processor and the OS9 operating system. The single Eurocard includes four memory sockets, three 16-bit programmable timers, an a.c.i.a. for RS232C communications, and an STE-bus arbiter.

The OS9 is a multi-tasking system which can access a disc controller through the bus or communicate with a target rom-based system; it can be replaced with a machine-code monitor. The memory sockets take two 24-pin and two 28-pin devices and may be used with any combination of rom and ram. Ram may have power



back-up from the STE bus standby power line.

The STE bus has access to 64 pages of 56Kbyte ram and 1K of input/output locations any of which may be accessed by the 6809. The i/o is memory mapped and code running in any of the STE pages may have access to peripheral devices.

Interrupts are accepted from any two of the bus's attention request lines. The processor acts as a 'master' on the bus, using its arbiter to grant access to one or two other temporary masters. The control system includes facilities for the processor to scan the bus and deduce the amount of memory available and identify the connected modules on start-up. Arcom Control Systems Ltd, Unit 8, Clifton Road, Cambridge CB1 4BW. EWW204

Heat-sensitive paint

A three-bottle kit of liquid crystal thermographic paint provides temperature coverage from 58 to 117°C to non-destructive thermography. Spectratherm may be applied to any dark and preferably non-reflective surface. Semiconductor packages in shiny finishes may be darkened with a black felt pen before


applying the liquid crystal paint, thus allowing the colour change to show more clearly. The right combination of liquids to give the required temperature colour-change can be applied on a test piece and assessed against a printed calibration spectrum provided. Temperature can be resolved to within 0.5°C under laboratory conditions. The kit costs £25.30 from Redpoint Ltd, Cheyney Manor, Swindon, Wilts SN2 2PS. EWW219



Count up to 100MHz

Capable of measuring frequency, period, frequency ratio of input channels, time intervals and unit count, the Circuitmate UC10, may be used in audio and computer servicing, cordless telephone repair and for calibrating function generators. With a frequency range of 5Hz to 100MHz, the instrument is also provided with four time-gate selections from 0.01 to 10s. A

built-in 10:1 ratio attenuator reduces h.f. noise components to prevent false counting. Input sensitivity is 20mV up to 100MHz. The period function averages periods for three cycles before displaying a value. A self-check function test the internal timebase generators and counters. £216 from Beckman Industrial Ltd, Electronic Technologies Division, Mylen House, 11 Wagon Lane, Sheldon, Birmingham B26 3DU. EWW215



Current tracer

Unskilled operators can trace faults in complex circuits with the Polar Toneohm 580. Such is the claim for this instrument which has a sensitive magnetic-field probe that can detect small currents such as the flow through an i.c. substrate or within the layers of a multi-layer p.c.b.

The instrument also has an internal power supply that

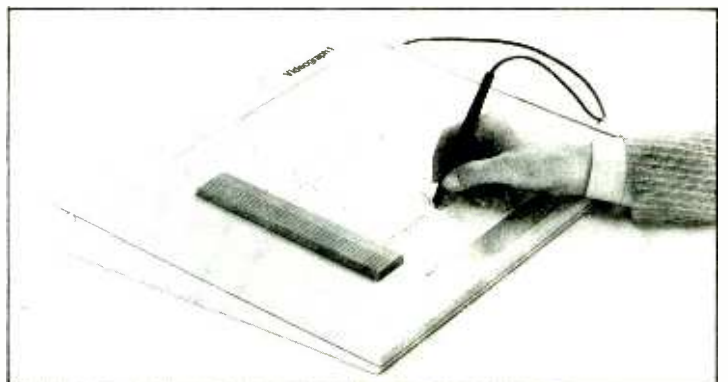
provides a test current of about 0.55V at 50kHz which can then be traced with the probe. Shorts and partial shorts can be traced by following the current path around the circuit. It gives an audible tone so the operator can concentrate on the circuit under test without needing to look at the instrument. £176 from Antron Electronics Ltd, Hamilton House, 39 Kings Road, Haslemere, Surrey GU27 2QA. EWW212



Give it a tweek

A liquid that is claimed to cut down or eliminate problems caused by poor contacts is called Tweek. It is not a cleaner, says the distributor, but a non-conductive fluid that works by filling in the surface imperfections and improving the metal-to-metal contact and

'dramatically' reducing the contact resistance. It is claimed to offer improved reliability in any electrical or electronic equipment. It comes in a 7ml dispenser for £15 and, as it needs to be used sparingly to give of its best, 7ml should go a long way. Fulcrum (Europe) Ltd, Valley House, Purleigh, Essex CM3 6QH. EWW208



Digitizing tablet

Initially designed for Siemens as a high-quality, low-resolution input device, the Videograph 1 is now available in the UK. The working area is 320mm square with a resolution of 0.1mm. The output can be binary or ASCII, serial or parallel, up to 19200baud, point, stream or

switched stream, at 1 to 200 coordinate pairs per second. A single 12V supply is taken in through the RS232 connector. Typical configuration of tablet, stylus and RS232 interface costs £499. Dicoll Datasystems Ltd, Bond Close, Kingsland Estate, Basingstoke, Hants RG24 0QB. EWW216

HART

This month we feature some fantastic bargains. Our standard range of professional quality kits and cassette decks is still expanding, along with new lines in Video heads and power supplies. Our FREE list gives details of these and many other lines.

ALL BARGAIN ITEMS INCLUDE VAT & POST.



MODEM OPTICAL ISOLATOR UNIT

Sperry Univac M4000 optical isolator unit, designed to provide excellent electrical isolation between data terminals employing high voltages and modems. Full isolation up to 2.2Kv with a max line speed of 9600 baud. Complete unit is 4 1/2" high, 9 1/2" wide, 7" deep and weighs 5 1/2 lbs. Power supply is 240v 50Hz at 20 watts. Fitted with 25 way "D" connectors for RS232C/V24 input and output.

OUR PRICE ONLY £19.95

LIQUID CRYSTAL DISPLAY WATCH MODULE

With LCD display, 2 pieces of Polarising material, backlight diffuser, micro lamp, precision crystal, trimmer, battery contacts and open microcircuit. Untested.

5 for £1

PLESSEY MAINS INTERFERENCE SUPPRESSORS

Filter unit for mains borne interference. Max current 1.5A. Our Price, brand new, only £2.27. Same item, store soiled, only £1.61.

10W POWER AMPLIFIER MODULE

Mullard LP1173 Amplifier module. Needs 24v DC Supply to give 10 watts into 4 ohm speaker. Size 112 x 70 x 29mm. Complete with heat sink. Only £2.40 complete with Data.

ALPS FF317U FM FRONT END


Beautiful, precision made High Quality variable capacitor tuned FM Front End with Dual-gate MosFet. Covers full FM range of 87 to 109 MHz. 12v supply. ONLY £5.15/Circuit if required 35p.

CAR RADIO FM IF AND STEREO DECODER

Miniature PCB with 10.7MHz ceramic filters, 2-transformer ratio detector, AX010 noise suppression IC and TCA4500A advanced stereo decoder IC. Only needs front end to make FM tuner or car radio. Complete with circuit. Incredible value at Only £1.99

TOP LOADING STEREO CASSETTE MODULES

Limited quantity of brand new stereo cassette units, as used in hi-fi music centres etc. All have auto stop.



- Deck type 858B. Has R/P Circuits. 12v DC motor. 3-digit counter. £29.32
- Deck type 811C. As above but with Dolby noise reduction. Fully wired with twin VU meter, level controls, pilot lights and DIN socket. £44.73
- Deck type 828A. Deck mechanism only as used in both above, produced by one of Japan's top manufacturers. Fitted high quality stereo R/P head and Ferrite erase. 12v DC electronically governed motor. £11.27
- Cassette Door to fit any above. £4.02
- Deck type 111D. Complete module with record and play electronics. 3-digit counter. AC drive motor and cassette door. £21.73

COMPLETE STEREO TUNER MODULE

3 Band L/W/MW/FM Stereo Tuner fully assembled on PCB 165 x 85mm. Supplied with Ferrite Rod Aerial, stereo LED and band switch fully wired. 12v DC Supply TU560 - Tuner. Price Only £7.99. Drive accessories with 2 knobs, tuning drum, window and scale. £2.99. Special price for both items bought together. £9.70

CLOCK/TIMER/FREQUENCY METER PARTS

Special offer of the fabulous MSMS524 clock, timer and frequency meter chip. MSL2318 prescaler chip and 6L109 5-Digit fluorescent display. These are the 3 primary components for a complete timing and frequency display system covering the long, medium, short and FM wavebands. Total cost of these parts is normally over £25. OUR SPECIAL OFFER PRICE ONLY £13.68

- INF230 Data on MSM5524 and MSL2318. 70p
- INF260 Application Circuit. 20p
- Crystal 3276.8 KHz. £2.18

SLIMLINE AXIAL FANS

Crouzet precision made 93mm square and only 25mm thick equipment fans. Mini Frilac Type V80, 2700 RPM 115v 50Hz 13W. Very quiet in operation and ideal for high power amplifiers. Normally these cost around £14 each. OUR PRICE ONLY £6.46



HIGH QUALITY REPLACEMENT CASSETTE HEADS



Do your tapes lack treble? A worn head could be the problem. Fitting one of our replacement heads could restore performance to better than new! Standard mountings make fitting easy and our TC1 Test Cassette helps you set the azimuth spot-on. We are the actual importers which means you get the benefit of lower prices for prime parts. Compare us with other suppliers and see! The following is a list of our most popular heads, all are suitable for use on Dolby machines and are ex-stock.

- HC20 Permalloy Stereo Head. This is the standard head fitted as original equipment on most decks. £5.11
- HM90 High Beta Permalloy Head. A hard-wearing, higher performance head with metal capability. £8.06
- HS16 Sensus Alloy Super Head. The best head we can find. Longer life than Permalloy, higher output than Ferrite, fantastic frequency response. £9.91
- HQ551 4-Track Head for auto-reverse or quadrophonic use. Full specification record and playback head. £9.73
- Please consult our list for technical data on these and other Special Purpose Heads.
- MA481 Latest version Double Mono (2/2) Record/Play head. Replaces R484. £8.90
- SM166 Standard Mounting 2/2 Erase head. Compatible with above or HQ551 4 Track head. £5.90
- H524 Standard Erase Head. Semi double gap, high efficiency. £1.50
- H561 Metal Tape Erase Head. Full double gap. £4.90

HART TRIPLE-PURPOSE TEST CASSETTE TC1

One inexpensive test cassette enables you to set up VU level, head azimuth and tape speed. Invaluable when fitting new heads. Only £4.66 plus VAT and 50p postage.

Tape Head De-magnetiser. Handy size mains operated unit prevents build up of residual head magnetisation causing noise on playback. £4.54

Curved Pole Type for inaccessible heads. £4.85

Send for your free copy of our LISTS. Overseas please send 2 IRCs to cover surface Post or 5 IRCs for Airmail. Please add part cost of post, packing and insurance as follows:


- INLAND: Orders up to £10 - 50p; Orders £10 to £49 - £1; Orders over £50 - £1.50
- OVERSEAS: Please send sufficient to cover Surface or Air Post as required.

HART
HART ELECTRONIC KITS LTD
PENTLAN MILL
OSWESTRY, SHROPSHIRE
SY10 9AF

Personal callers are always very welcome but please note that we are closed all day Saturday

24hr SALES LINE
(0691) 652894

ALL PRICES EXCLUDE VAT UNLESS STATED



CIRKWIK is a lightpen or trackball driven CAD package orientated to the production of schematic drawings, such as circuit diagrams, flow charts, power systems, pipework diagrams and many similar professional and engineering applications.

Using this on screen menu driven program you can turn your BBC micro into a powerful CAD system capable of producing high quality drawings easily and quickly. An ordinary 80 column dot-matrix printer is all that is required for output and a unique graphics routine allows a multiple screen drawing to be printed in one pass.

Drawings up to 2 screens high by 4 screen wide may be produced and new symbolic shapes may be created on an enlarged scale even while the drawing is in progress. Up to 640 different symbols may be used at any time. The drawings are in high resolution mode 4 with no restrictions on position and symbols and text may be joined, overlaid, rotated and inverted at will. Block move and copy commands, logical erase and self straightening lines are some of the useful features included with this program. Parts lists of symbols used may be generated and printouts can be obtained of the unlimited symbol libraries.

3 versions available; Datapen lightpen, trackball and Grafpad, the latter two also include the lightpen version. The drawings produced on any version are completely interchangeable and the difference between versions is one of speed of drawing.

Please send your cheque/P.O. to:

Dept. WW Datapen Microtechnology Ltd,

Kingsclere Road, Overton,

Hants. RG25 3JB. Tel: (0256 770488)

Datapen

- Lightpen version £19.95
- Trackball/lightpen version .. 24.95
- Grafpad/lightpen version .. £24.95
- Datapen lightpen £25.00
- Marconi Tracker ball with Micro-Draw program £59.50
- ICON drawing program £60.50
- ATARI Trak-Ball with BBC interface £33.00

All prices include VAT & postage. S.A.E. FOR FURTHER DETAILS.

CIRCLE 30 FOR FURTHER DETAILS.

Lynwood GD1 VDUs: Intelligent Green micro controlled, RS232, printer port, 101 key k/b. Full Video enhancements. ONLY £149 + £15 P&P (S/H)

Burroughs MT686/7/TD710: Intelligent Green 12" VDU with 3 micros and 64K store. RS232. Programmable. ... Only £199 new or £149 S/H + £15 P&P

Open Chassis Video Monitors from above VDUs

£40 + 7.00 p&p

Multirail Switching PSUs from above 5v 4A 12v + 24v

£25 + £1.50

Data General 6012 VDU's very attractive display working RS232 with integral 73 key k/b either dumb terminal mode or page buffered. Only £120.00 + £15.00 p&p

Centronics 306 Line printers: Professional fast (120 cps), superb quality 80 column printer. Parallel i/f. ONLY £99 + £15.00 P&P

Osborne Executive Portable CP/M system with oodles of software. Twin floppy drives. £900 + £15 p&p

Diablo 630 Daisywheel printer. OEM i/f. NEW £599 + £15 P&P

Calcomp 565 Drum Plotter, 10thou steps. ONLY £450 + £10 P&P



BECKENHAM PERIPHERALS LTD

Callers welcome by appointment

01-468 5582
34 Rodway Road, Bromley
Kent BR1 3JL

We also buy redundant peripherals

CIRCLE 90 FOR FURTHER DETAILS.


BIRD Electronic Corporation

- THRULINE® Directional Wattmeters
- TERMALINE® RF Coaxial Load Resistors
- TENULINE® Attenuators and accessories from stock

Aspen Electronics Limited

The exclusive UK representative for Bird Electronic

2/3 Kildare Close, Eastcote, Ruislip
Middlesex HA4 9UR
Tel: 01-868 1188 Tlx: 8812727




CIRCLE 140 FOR FURTHER DETAILS.



Hitachi Oscilloscopes

the highest quality from **£299**
the most competitive prices + VAT



Hitachi Oscilloscopes provide the quality and performance that you'd expect from such a famous name, with a newly-extended 14 model range that represents the best value for money available anywhere.

V-212/222	20MHz Dual Trace	V-650	60MHz Dual Timebase
V-223	20MHz Sweep Delay (illustrated)	V-1050	100MHz Quad Trace
V-209	20MHz Mini-Portable	V-1070	100MHz Four Channel
V-422	40MHz Dual Trace	V-1100	100MHz DMM/Counter
V-423	40MHz Sweep Delay	V-134	10MHz Tube Storage
V-509	50MHz Mini-Portable	VC-6015	10MHz Digital Storage
		VC-6041	40MHz Digital Storage

Prices start at £299 plus vat (20MHz dual trace) including a 2yr. warranty. We hold the range in stock for immediate delivery.

For colour brochure giving specifications and prices ring (0480) 63570
Thurlby-Reltech, 46 High Street, Solihull, W. Midlands, B91 3TB.

CIRCLE 122 FOR FURTHER DETAILS.

The world's most advanced low-cost bench multimeter!



Thurlby 1905a **£349** + VAT

A complete high performance bench DMM

- 5 1/2 digits; 0.015% acc; 1 µV, 1mΩ, 1nA.
- Full ac and current functions as standard

A sophisticated computing and logging DMM

- Linear scaling with offset; null/relative
- Percentage deviation; running average
- dBV, dBm general logarithmic calculations
- Limits comparison; min and max storage
- 100 reading timed data logging
- RS232 and IEEE-488 interface options

Thurlby Electronics Ltd
New Road, St. Ives, Cambs. PE17 4BG
Tel: (0480) 63570



CIRCLE 123 FOR FURTHER DETAILS.

Now Thurlby makes logic analysis affordable! from the Thurlby LA-160 **£395** + vat



- 16 data channels, expandable to 32
- Clock rates up to 20MHz
- 2,000 word data acquisition memory
- Non-volatile reference memory
- Data state and logic timing displays
- Binary, octal, decimal or hex formats
- Powerful search and compare facilities
- Hard copy data print
- Wide range of interface options

Now with optional microprocessor disassemblers!

An essential instrument

An oscilloscope and logic probe are not enough to unravel the complexities of today's electronic equipment. A logic analyser has become the essential tool for both hardware and software engineers. Indeed a logic analyser is as important for the observation of logic signals as an oscilloscope is for the observation of analogue signals.

Unfortunately the high cost has made logic analysers unavailable to many who could benefit from them, but now the Thurlby LA-160 puts a sophisticated and versatile logic analyser within the reach of everyone.

- Disassembles popular microprocessors
- Disassembles standard mnemonics used
- 6502, Z80 and 6800 presently available
- Simple connection to the microprocessor
- Full capture using 32 data channels
- All memory/stack operations are shown
- Branch addresses are calculated
- Extra uncommitted channels available

Now, with the launch of uP disassemblers, a complete 32 channel logic analyser system with disassembler software and personality module is available for £658.

Contact us now for full technical data and prices.




Thurlby Electronics Ltd
New Road, St. Ives, Huntingdon, Cambs.
PE17 4BG, England. Tel: (0480) 63570

CIRCLE 124 FOR FURTHER DETAILS.

A FULL HOUSE

DISTRIBUTING A GREAT DEAL

ALL AVAILABLE EX-STOCK



Paxton Instruments

Distributors of Electronic Test Instrumentation

Unit B1
Pixmore Industrial Estate,
Pixmore Avenue,
Letchworth,
Herts SG6 1JJ

Phone:
0462 685648
0462 678811

CIRCLE 44 FOR FURTHER DETAILS.

It's easy to complain about advertisements. But which ones?

Every week millions of advertisements appear in print, on posters or in the cinema.

Most of them comply with the rules contained in the British Code of Advertising Practice.

But some of them break the rules and warrant your complaints.

If you're not sure about which ones they are, however, drop us a line and we'll send you an abridged copy of the Advertising Code.

Then, if an advertisement bothers you, you'll be justified in bothering us. ✓

The Advertising Standards Authority.
If an advertisement is wrong, we're here to put it right.

ASA Ltd, Dept 2 Brook House, Torrington Place, London WC1E 7HN

The Wings Appeal Fund helps to maintain the RAF Association Home for Disabled and Chronic Sick. Care is essential for those who have served their country and who are in need. So please help by giving all you can for an emblem in WINGS WEEK in September or send a donation to show that you care.

To: Royal Air Forces Association, Appeals Dept., (DS) Portland Rd, Malvern, Worcs. WR14 2TA.

I enclose a donation of _____ for the Wings Appeal Fund.


Name _____

Address _____

Please tick if receipt required
or information on RAFA Membership



Give as they Gave



Space donated by

Electronics & Wireless World

ERS — PRINTERS — PRINTERS — PRINTERS

SUPER DEAL? NO - SUPER STEAL THE FABULOUS 25 CPS "TEC STARWRITER"

Made to the very highest spec the **TEC STARWRITER FP1500-25** features a very heavy duty die cast chassis and **DIABLO** type print mechanism giving superb registration and print quality. Micro-processor electronics offer full **DIABLO/QUEME** command compatibility and full control via **CPM WORDSTAR** ETC. Many other features include bi-directional printing, switchable 10 or 12 pitch, full width 381 mm paper handling with up to 163 characters per line, friction feed rollers for single sheet or continuous paper, internal buffer, standard **RS232** serial interface with handshake. Supplied absolutely **BRAND NEW** with 90 day guarantee and **FREE** daisy wheel and dust cover. Order **NOW** or contact sales office for more information. Optional extras **RS232** data cable £10.00. Tech manual £7.50. Tractor Feed £140.00 Spare daisy wheel £3.50 Carriage & Ins. (UK Mainland) £10.00.



SUMMER OFFER ONLY £399.99!!

DIY PRINTER MECH

Brand New surplus of this professional printer chassis gives an outstanding opportunity for the **Student, Hobbyist or Robotics** constructor to build a **printer - plotter - digitiser** etc, entirely to their own specification. The printer mechanism is supplied ready built, aligned and pre tested but **WITHOUT** electronics. Many features include all metal chassis, phosphor bronze bearings, **132** character optical shaft position encoder, **NINE** needle head, 2 x two phase 12V stepper motors for carriage and paper control, 9.5" Paper platen etc. etc. Even a manufacturer's print sample to show the unit's capabilities!! Overall dimensions 40 cm x 12 cm x 21 cm.
Sold **BRAND NEW** at a **FRACTION** of cost **ONLY £49.50 + pp £4.50.**

TELETYPE ASR33 DATA I/O TERMINALS

Industry standard, combined ASCII 110 baud printer, keyboard and 8 hole paper tape punch and reader. Standard **RS232** serial interface. Ideal as cheap hard copy unit or tape prep. for CNC and NC machines. **TESTED** and in good condition. Only **£235.00** floor stand **£10.00.** Carr & Ins. £15.00.


EX NEWS SERVICE PRINTERS

Compact ultra reliable quality built unit made by the **USA EXTEL Corporation.** Often seen in major Hotels printing up to the minute News and Financial information, the unit operates on **5 UNIT BAUDOT CODE** from a Current loop, **RS232** or TTL serial interface. May be connected to your micro as a low cost printer or via a simple interface and filter to any communications receiver to enable printing of worldwide **NEWS, TELEX** and **RTTY** services.

Supplied **TESTED** in second hand condition complete with **DATA, 50** and **75** baud xtals and large paper roll.

TYPE AE11
50 Column **ONLY £49.95**
Spare paper roll for AE11 **£4.50**
TYPE AF11R 72 Col.
+ Ribbon **£65.00**
TYPE AH11R 80 Col.
ASCII/BAUDOT **£185.00**
Carriage and Insurance £7.50

GE TERMIPRINTER



A massive purchase of these desk top printer terminals enables us to offer you these quality **30** or **120** cps printers at a **SUPER LOW PRICE** against their original cost of over **£1000** Unit comprises of full **QWERTY**, electronic keyboard and printer mech with print face similar to correspondence quality typewriter. Variable forms tractor unit enables full width - up to **13.5"** 120 column paper, upper - lower case, standard **RS232** serial interface, internal vertical and horizontal tab settings, standard ribbon, adjustable baud rates, quiet operation plus many other features. Supplied complete with manual. Guaranteed working **GE30 £130.00.** **GE1200 120 cps £175.00**
Untested **GE30 £65.00** Optional floor stand **£12.50** Carr & Ins. **£10.00.**

SEMICONDUCTOR 'GRAB BAGS'

Mixed Semis amazing value contents include transistors digital, linear, IC's, triacs, diodes, bridge recs, etc. etc. All devices guaranteed brand new full spec with manufacturer's markings, fully guaranteed.
50+ £2.95 100+ £5.15
TTL 74 Series. A gigantic purchase of an "across the board" range of **74** TTL series IC's enables us to offer **100+** mixed "mostly TTL" grab bags at a price which two or three chips in the bag would normally cost to buy. Fully guaranteed all IC's full spec. **100+ £6.90,** **200+ £12.30,** **300+ £19.50**

CENTRONICS 710 PRINTERS

Ex **RENTAL** Heavy duty full width carriage printer up to **132** columns on 17" fan fold sprocket fed paper. 60 cps print speed with standard **RS232** or 20 mA loop interface. Supplied in **TESTED** used condition with data. **ONLY £85.00** carriage and insurance **£10.00.**

MAINS FILTERS

CURE those unnerving hang ups and data glitches caused by mains interference with professional quality filters **SD5A** match-box size up to **1000** watt **240 V** Load **ONLY £5.95.** **L12127** compact completely cased unit with 3 pin fitted socket up to **750** watts **ONLY £9.99.**

EPROM COPIERS

The amazing **SOFTY 2** The "Complete Toolkit" for copying, writing, modifying and listing **EPROMS** of the **2516, 2716, 2532, 2732** range. Many other functions include integral keyboard, cassette interface, serial and parallel i/o UHF modulator ZIF socket etc. **ONLY £195.00 + pp £2.50.**
"GANG OF EIGHT" intelligent **Z80** controlled 8 gang programmer for ALL single 5v rail **EPROMS** up to **27128** Will copy **8 27128** in **ONLY 3 MINUTES!** Internal LCD display and checking routines for **IDIOY PROOF** operation. Only **£395.00 + pp £3.00.**
"GANG OF EIGHT PLUS" Same spec. as above but with additional **RS232** serial interface for down line loading data from computer etc. **ONLY £445.00 + pp £3.00**
Data sheets on request

20,000 FEET OF ELECTRONIC AND COMPUTER GOODIES

ENGLAND'S LARGEST SURPLUS STORE - SEEING IS BELIEVING!!

DEC CORNER

PDP 1140 System comprising of CPU, 124k memory & MMU 15 line **RS232** interface. **RP02** 40 MB hard disk drive.
TU10 9 track 800 BP! Mag tape drive, dual track system. **VT52** VDU, etc. etc. Tested and running. **£3,750.00**
BA11-MB 3.5" Box, PSU, LTC **£395.00**
DH11-AD 16" x **RS232** DMA interface **£1,900.00**
DLV11-J4 x EIA interface **£350.00**
DLV11-E Serial. Modem support **£190.00**
DUP11 Synch. Serial data i/o **£650.00**
DQ200 Dialog - multi RK controller **£495.00**
DZ11-B 8 line **RS232** mux board **£650.00**
KDF11-B M8189 PDP 1123 PLUS **£1,100.00**
LA30 Printer and Keyboard **£80.00**
LA36 Decwriter EIA or 20 mA loop **£270.00**
MS11-JP Unibus 32kb Ram **£80.00**
MS11-LB Unibus 128kb Ram **£450.00**
MS11-LD Unibus 256kb Ram **£850.00**
PDP11/05 Cpu Ram, i/o etc **£450.00**
PDP11/40 Cpu, 124k MMU **£1,850.00**
RT11 ver 3B documentation kit **£70.00**
RK05-J 2.5 Mb disk drives **£650.00**
KL8 JA PDP 8 async i/o **£175.00**
M18E PDP 8 Bootstrap option **£75.00**
VT50 VDU and Keyboard - 20 mA **£175.00**
VT52 VDU and **RS232** interface **£250.00**

Give your **VT100** a Birthday!!
Brand New **VT100** Keyboards only **£85.00**

1000's of **EX STOCK** spares for **DEC PDP8, PDP8A, PDP11** systems & peripherals. Call for details. All types of Computer equipment and spares wanted for **PROMPT CASH PAYMENT.**

MAG TAPE DRIVES

Many **EX STOCK** computer tape drives and spares by **PERTEC, CIPHER, WANGO, DIGIDATA, KENNEDY** etc. Special offer this month on **DEI** Cartridge tape drives **ONLY £450.00** each.

CALL FOR DETAILS

COMPUTER/SYSTEM CABINET & PSU

All in one quality computer cabinet with integral switched mode **PSU**, mains filtering, and twin fan cooling. Originally made for the famous **DEC PDP8** computer system costing thousands of pounds. Made to run 24 hours per day the **psu** is fully screened and will deliver a massive **+5v DC** at **17** amps, **+15v DC** at **1** amp and **-15v DC** at **5** amps. The complete unit is fully enclosed with removable top lid, filtering, trip switch, power and run leds mounted on all front panel, rear cable entries, etc. etc. Units are in good but used condition - supplied for 240v operation complete with full circuit and tech. man. Give your system that professional finish for only **£49.95 + carr.** 19" wide 16" deep 10.5" high. Useable area 16" w 10.5" h 11.5" d.

Also available less **psu**, with fans etc. Internal dim. 19"w, 16"d, 10.5"h. **£19.95. Carriage £8.75**

66% DISCOUNT ON ELECTRONIC COMPONENTS EQUIPMENT

Due to our massive bulk purchasing programme, which enables us to bring you the best possible bargains, we have thousands of IC's, Transistors, Relays, Caps, PCB's, Sub-assemblies, Switches etc. etc. surplus to **OUR** requirements. Because we don't have sufficient stocks of any one item to include in our ads we are packing all these items into the **BARGAIN OF A LIFETIME**. Thousands of components at giveaway prices. Guaranteed to be worth at least 3 times what you pay. Unbeatable value and perhaps one of the most consistently useful items you will every buy!! Sold by weight.

2.5kls **£5.25 + pp £1.25**
10kls **£11.25 + pp £2.25**

5 kls **£6.90 + £1.80**
20kls **£19.50 + pp £4.75**

1000's of other **EX STOCK** items including **POWER SUPPLIES, RACKS, RELAYS, TRANSFORMERS, TEST EQUIPMENT, CABLE, CONNECTORS, HARDWARE, MODEMS, TELEPHONES, VARIACS, VDU'S, PRINTERS, POWER SUPPLIES, OPTICS, KEYBOARDS** etc. etc. Give us a call for your spare part requirements. Stock changes almost daily.

Don't forget, **ALL TYPES** and **QUANTITIES** of electronic surplus purchased for **CASH**



CIRCLE 129 FOR FURTHER DETAILS.

COMPUTER WAREHOUSE

THE "ALLADINS" CAVE OF COMPUTER AND ELECTRONIC EQUIPMENT

1000's OF BARGAINS FOR CALLERS

EX-STOCK INTEGRATED CIRCUITS

4164 200ns D RAMS 8 for £14.95 4116 300 ns £1.50
2112 £10.00 2114 £2.50 2102 £2.00 6116 £2.50
EPROMS 2716 £4.50 2732 £3.00 2764 £4.95
27128 £5.50 6800 £2.50 6821 £1.00 68A09 £8.00
6809 £10.00 8085 £5.50 8086 £15.00 8251 £7.00
8748 £15.00.

Thousands of IC's EX STOCK send SAE for list.

RECHARGEABLE BATTERIES

Dry Fit MAINTENANCE FREE by Sonnenschein & Yuasa
A300 07191315 12v 3ah as RS 591-770 NEW £13.95
A300 07191312 6v 3ah as RS 591-360 NEW £9.95
A300 07191202 6-0-5v 1.8ah as RS 591-362 Ex Equip
£5.99 3.6v 100 mah PCB mount as RS 591-477 NEW £10.00

DISK DRIVES

Japanese Half height, 80 track double sided disk drives by TEAC, TOSHIBA etc. Sold as NEW with 90 day guarantee ONLY £125.00.
SUGART SA400 SS FH 35 TRK £55.00
SIEMANS FDD100 SS FH 40 TRK £75.00 carriage on 5 1/4" drives £5.50
Brand NEW metal cases with internal PSU etc for above drives, below cost!!!
DSKC 1 for 2 HH or 1 FH 5 1/4" drive £39.95 + pp £4.50 DSKC 2 for 1 HH or 1 FH 5 1/4" drive £29.95 + pp £4.50
8" Refurbished standard units.
SUGART 801 SS £175.00 + pp £8.50
SUGART 851 DS £250.00 + pp £8.50
DRE 7100 SS as seen £125.00
TWIN SUGART 811 in smart case, complete with PSU etc, £595.00
8" DRIVE PSU for 2 drive units £45.00

Hard Disk Drives
DRE/DIABLO Series 30 2.5 Mb front load, £525.00. Exchangeable version £295.00
ME3029 PSU for above £95.00
DIABLO 44/DRE4000A, B 5+5 Mb from £750.00
CDC HAWK 5+5 Mb £795.00
CDC 9762 80 Mb RM03 etc £2500.00
PERTEC D3422 5+5 Mb £495.00
RODIME 10MB ST506 Winchester NEW £299.00
BASF 6172 23Mb Winchesters, as seen £199.00
Carriage on other drives £10.00.
Unless stated all drives are refurbished with 90 day guarantee. Many other drives and spares in stock - call sales office for details.

MODEMS

Join the communications revolution with our super range of DATA MODEMS, prices and specifications to suit all applications and budgets.
BRAND NEW State of the art products.
DACOM DSL2123 Multi standard 300-300, 1200-75 Auto answer etc. £268.00
DACOM DSL2123AD Auto dial, smart modem with multi standard AUTO SPEED detect, and data buffer with flow control etc. £365.00
DACOM DSL2123GT The CREAM of the intelligent modems, auto dial, auto call, index, buffer etc etc. £498.00
STEEBECK SB1212 V22 1200 baud FULL DUPLEX, sync or async, optional auto dial, £465.00
TRANSDATA 307A Acoustic coupler 300 baud full duplex, originate only, RS232 £49.00
Ex BRITISH TELECOM full spec, CCITT, ruggedised, bargain offers. Sold TESTED with data. Will work on any MICRO or system with RS232 interface.
DATEL 2B 300 Baud Modem see SPECIAL OFFER.
MODEM 13A 300 baud unit, only 2" high fits under phone. CALL mode only £45.00
MODEM 20-1, 75-1200 baud, Compact unit for use as subscriber end to PRESTEL TELECOM GOLD, MICRONET etc. £39.95 + pp £6.50
MODEM 20-2 1200-75 baud. Same as 20-1 but for computer end, £65.00 + pp £6.50
DATEL 2412 Made by SE labs for BT this two part unit is for synchronous data links at 1200 or 2400 baud using 2780/3780 protocol etc. Many features include 2 or 4 wire working, self test, auto answer etc.
COST OVER £800 Our price ONLY £199 + pp £8.00
DATEL 4800, RACAL MPS4800 baud modem, EX BT good working order, ONLY £295.00 + pp £8.00

SUMMER OFFER
MODEM TG2393. Ex BT, Up to 1200 baud, full duplex over 4 wire or half duplex over 2 wire line. ONLY £85.00 PER PAIR + pp £10.00

For more information CONTACT OUR SALES OFFICE

HOT LINE DATA BASE

★ ★ ★ **DISTEL** ★ ★ ★
The ORIGINAL FREE OF CHARGE dial up data base. Buy, browse or place YOUR OWN ad for goods or services to sell. 1000's of stock items, spares and one off bargains. Updated daily.
ON LINE NOW. CCITT, 8 bit word, no parity.
For 300 baud modems call 01-679 1888
For 1200-75 baud modems call 01-679 6183

PRINTER / TERMINAL SCOOP

A MASSIVE purchase of these attractive stand alone terminal units enables a SUPER BARGAIN offer. Made by the US GENERAL ELECTRIC CORPORATION the GE MODEL 30 features a standard QWERTY 80 key electronic keyboard coupled to a quality built matrix printer with variable 3" to 9.5" forms tractor. The printer is capable of continuous duty printing, with up to 120 characters per line. Standard RS232 interface accepts ASCII data at 110, 150 or 300 baud. Ideal for Terminals, Data loggers, local label printing, or just as a printer! Sold TESTED with data ONLY £95.00. Also available with TWIN MAGTAPE CASSETTE unit for data capture, data preparation etc £150.00 Carriage £10.00.

COOLING FANS

Keep your hot parts COOL and RELIABLE with our range of COOLING FANS
ETRI 126LF21 240v 5 blade equipment fan Dim 80 x 80 x 38mm £9.95
ETRI 88XU01 Dim 92 x 92 x 25mm 240v equipment fan, complete with finger guard NEW £9.95
GOULD JB-3AR Dim 3" x 3" x 2.5" compact very quiet running 240v operation. NEW £6.95.
BUHLER 69.11.22 8-16v DC micro miniature reversible fan. Uses a brushless servo motor for extremely high air flow also silent running and guaranteed 10,000 hr life. Measures only 62 x 62 x 22mm. Current cost £32.00. OUR PRICE ONLY £12.95 complete with data.
MUFFIN CENTAUR standard 4" x 4" x 1.25" fans 110v OR 240v NEW at £10.50 or tested EX EQUIPMENT 240v £6.25 or 110v £4.95.
1000's of other fans Ex Stock
Call for Details. Post & Packing on all fans £2.00

QWERTY KEYBOARDS

Manufacturer's BRAND NEW surplus.
ALPHAMERIK 7204/60 Full travel ASCII, 60 key with parallel output and strobe. £39.95
DEC LA34 Uncoded keyboard with 67 quality gold plated switches on X-Y matrix - ideal micro conversions etc. £24.95
AMKEY MPNK-114 Superb word processor chassis keyboard on single PCB with 116 keys. Many features such as On board Micro, Single 5v rail, full ASCII coded character set with 31 function keys, Numeric keypad, cursor pad and 9600 baud SERIAL TTL ASCII OUTPUT!! ONLY £69.00 with data.



Carriage on all Keyboards £3.50

PLESSEY VUTEL

Manufactured by PLESSEY Ltd this compact unit, only slightly larger than a telephone, features an all in one TELEPHONE 24 x 40 character CRT screen, VIEWDATA - PRESTEL modem.
Keypad and electronics to run as a fully fledged PRESTEL terminal or telephone. Ready to plug direct into a BT 600 type jack socket and instantly connect you to PRESTEL etc. Many other features include Memory dialling, Recall button, Off line screen data storage, Picture expand, Standard Mullard LUCY chip set, Integral 5" JVC crt monitor, etc etc. Designed to sell to the EXECUTIVE at over £600!! But from DISPLAY, BRAND NEW and BOXED at only £99.00 for DTMF tone dial or £140.00 for standard DIAL PULSE version. Carr. £8.00.

SPECIAL 300 BAUD MODEM OFFER

Another GIGANTIC purchase of these EX BRITISH TELECOM, BRAND NEW or little used 2B data modems allows US to make the FINAL REDUCTION, and for YOU to join the exciting world of data communications at an UNHEARD OF PRICE OF ONLY £29.95. Made to the highest POST OFFICE APPROVED spec at a cost of hundreds of pounds each, the 2B has all the standard requirements for data base, business or hobby communications. All this and more!!

- 300 baud full duplex
- Full remote control
- CCITT tone standards
- Supplied with full data
- Modular construction
- Direct isolated connection
- CALL ANSWER and AUTO modes
- Standard RS232 serial interface
- Built in test switching
- 240v Mains operation
- 1 year full guarantee
- Just 2 wires to comms line

NOW ONLY £29.95

BT 600 Jack plug and cable £2.25 Carriage and Ins £10.00

COLOUR AND MONOCHROME MONITOR SPECIALS

'SYSTEM ALPHA' 14" COLOUR MULTI INPUT MONITOR made in the UK by the famous REDIFFUSION Co. for their own professional computer system this monitor has all the features to suit your immediate and future monitor requirements. Two video inputs: RGB and PAL Composite Video, allow direct connection to the BBC and most other makes of micro computers and VCR's. An internal speaker and audio amplifier may be connected to your systems output or direct to a VCR machine, giving superior sound quality. Many other features included PIL tube, Matching BBC case colour, Major controls on front panel, Separate Contrast and Brightness - even in RGB mode. Two types of audio input, Separate Colour and audio controls for Composite Video input, BNC plug for composite input, 15 way 'D' plug for RGB input, modular construction etc etc.

This Must be ONE OF THE YEAR'S BEST BUYS
Supplied BRAND NEW and BOXED, complete with DATA and 90 day guarantee SUPPLIED BELOW ACTUAL COST - ONLY £149.00

DECCA 80 16" COLOUR monitor, RGB input.
Little or hardly used manufacturer's surplus enables us to offer this special converted DECCA RGB Colour Video TV Monitor at a super low price of only £99.00, a price for a colour monitor as yet unheard of!! Our own interface, safety modification and special 16" high definition PIL tube, coupled with the tried and tested DECCA 80 series TV chassis gives 80 column definition and picture quality found only on monitors costing 3 TIMES OUR PRICE. In fact, WE GUARANTEE you will be delighted with this product, the quality for the price, has to be seen to be believed. Supplied complete and ready to plug direct to a BBC MICRO computer or any other system with a TTL RGB output. Other features are: internal speaker, Modular construction, auto degaussing circuit, Attractive TEAK CASE, compact dimensions only 52cm W x 34 H x 24 D, 90 day guarantee. Although used, units are supplied in EXCELLENT condition, ONLY £99.00 + Carr.
DECCA 80, 16" COLOUR monitor. Composite video input. Same as above model but fitted with Composite Video input and audio amp for COMPUTER, VCR or AUDIO VISUAL use. ONLY £99.00 + Carr.
REDIFFUSION MARK 3, 20" Colour monitor. Fitted with standard 75 ohm composite video input and sound amp. This large screen colour display is ideal for shops, schools, clubs and other AUDIO VISUAL applications. Supplied in AS NEW or little used condition ONLY £145.00 + Carr.

BUDGET RANGE EX EQUIPMENT MONOCHROME video monitors.

All units are fully cased and set for 240v standard working with composite video inputs. Units are pre tested and set up for 80 column use on BBC micro etc. Even when MINOR screen burns exist - normal data displays are unaffected.
12" KGM 320-1 B/W high bandwidth input, will display up to 132 x 25 lines.
12" GREEN SCREEN version of KGM 320-1 Only £39.95
9" KGM 324 GREEN SCREEN fully cased very compact unit Only £55.00
9" HITACHI VM-906E/K Black and White screen £49.95
Carriage and insurance on all monitors £10.00

D.C. POWER SUPPLY SPECIALS


GOULD OF443 enclosed, compact switch mode supply with DC regulated outputs of +5v @ 5.5a, +12v @ 0.5a, -12v @ 0.1a and -23v @ 0.02a. Dim 18 x 11 x 6 cm 110 or 240v input. BRAND NEW only £14.95
GOULD G6-40A 5v 40 amp switch mode supply NEW £130.00
GREENLEAD 19A-BOE Switch mode 60 watt open PCB with a fully regulated DC output of 5v @ 6 amps, and three semi regulated outputs of +12v, -12v +15V @ upto 1 amp. Dim only 11 cm x 20 cm x 5.5 cm. Similar to RS 591-994, 110 or 240v AC input. TESTED ex equipment. Only £24.95
AC-DC Linear PSU for DISK drive and SYSTEM applications. Constructed on a rugged ALLOY chassis to continuously supply fully regulated DC outputs of +5v @ 3 amps, -5v @ 0.6 amps and +24v @ 5 amps. Short circuit and overvoltage protected. 110 or 240 V AC input Dim 28 x 12.5 x 7 cm NEW £49.95.
Carriage on PSU's £3.00

VDU TERMINALS

Standard VDU data entry terminals at give away prices!!
QUME QVT108. Current product, state of the art terminal with detachable keyboard, 12" green screen, 2 page RAM, TVI 925 emulation, 25 x 80. Clock, Swivel and tilt base, Printer port, Function keys etc. BRAND NEW and BOXED AT ALMOST HALF PRICE ONLY £425.00
AJ510 - EX RENTAL Z80 controlled, 15" green screen 24 x 80 display, graphics, cursor addressing, printer port etc. Very good condition TESTED complete with manual only £225.00
ADDS 520 - Dumb terminal, used, 12" b/w screen RS232 interface and printer port. TESTED. ONLY £125.00
Carriage on terminals £10.00
100's of other terminals in stock
CALL for more details.



32 Biggin Way, Upper Norwood, London SE19 3XF
Telephone 01-679 4414 Telex 894502 Data 01-679 1888





- Low Frequency Power Amplifiers
- DC Power Amplifiers
- Simulation of all power supply units from 100VA to 100KVA.



APPLICATIONS CIRCLE 23 FOR FURTHER DETAILS.

Research & design of electrical and electronic equipment with either variable or fixed frequencies and voltages.

Active steady mains simulation for sources of 50Hz, 60Hz, 400Hz, & 4KHz.

Capability to decrease & surge the voltage and shift the frequency.

Mains simulation for MIL-STD-704B.

TESTING OF: Motors, chokes, capacitors, fluorescent lamps, transformers, synchronizers. A calibrating source for all control & regulatory apparatus.

AERITALIA AVIONICS GROUP

Electrical & Magnetic Field Sensor System.
Covering Frequency:
20Hz-1GHz & 1-18GHz.
With nine optional sensor heads.



TYPICAL APPLICATIONS
(electric and magnetic fields)

- Radiation hazard measurements in near and far field conditions
- Transmitter antenna evaluation and field pattern measurements
- Transmitter antenna tuning for maximum radiation
- Monitoring electromagnetic environment in areas where electro-explosive devices, or weapon systems are stored
- Quantitative "on the air" measurements
- R.F. interference measurements
- R.F. field strength measurements during EMI susceptibility tests (MIL-STD-461-462, H.E.R.O. TESTS etc.)
- Monitoring of installation sites for R.F. sensitive equipments (industrial areas, ships, aircraft etc.)

CIRCLE 24 FOR FURTHER DETAILS.

HIRE

Many Units from these manufacturers are included in our range of EMC Hire facilities –


per day/week/month

ASK FOR THE HIRE BROCHURE

CIRCLE 25 FOR FURTHER DETAILS.

Electro-Metrics Div. of Penril Corp.

ELECTRO-METRICS EMC-50 500MHz-18GHz
INTERFERENCE AND FIELD STRENGTH ANALYSERS



Pre-selected down-converters will take it up to 26GHz & 40GHz.

- EMC-11 20Hz-50KHz
- EMC-25 10KHz-1GHz
- MIL-STD-461/2


SAE J551
 FCC/VDE/ANSI
 Impulse Generators
 Electro-Static Discharge Testers

CIRCLE 26 FOR FURTHER DETAILS.

A wide range of equipment for HIRE. Ask for the HIRE Brochure

EMCO
Antenna Range
ELECTRO-MAGNETIC INSTRUMENTATION

- Magnetometers
- Magnetic Field Intensity Meters
- Helmholtz Coil Systems
- Magnetic Field Generating Coils
- Antennas 20Hz-18GHz
- Triaxial Magnetometer System
- L.I.S.N.'s
- Rejection Networks



CIRCLE 27 FOR FURTHER DETAILS.



FISCHER
Custom Communications

A full range of current probes 20Hz to 1GHz.

Also injection probes. Models can be customised regarding internal diameters.



CIRCLE 28 FOR FURTHER DETAILS.



For further information on the above contact:

ELECTRO-METRICS LTD. TEL: (0767) 316767
 41 Church Street, Biggleswade, Beds., SG18 0JS.

Communications receivers

Some additions to last month's survey

Philips have launched two multi-band synthesized portables, each covering 150kHz-30MHz plus the f.m. broadcast band.

The D2935 (£170), styled as a portable, is a double-superhet with a liquid-crystal display, keypad frequency selection giving storage for up to nine stations, a b.f.o. for s.s.b. or c.w. reception and an r.f. gain control. It can run on mains or battery power and it weighs 2.45kg.

Among the additional features offered by the D2999 (£300) are three-speed electronic tuning using a knob as an alternative to the keypad, a digital field-strength meter, seven more memories, a search-tuning facility and a switchable dual loud-speaker system. This model, which is described as a transportable, weighs 4.11kg.

The Danish manufacturer Eska is returning to the market after a reorganization, and among the h.f. products announced by the company is the RX99PL transportable receiver.

Frequency coverage is 15kHz to 29.999MHz plus a.v.h.f. range of 144-176MHz and an unusually wide f.m. broadcast band of 60-


109.9MHz. Modes available are s.s.b., f.m. (broad and narrow-band), radio-teleprinter, a.m. and phase-locked a.m., with true passband tuning. This versatile set has a two-line, 20-character alpha-numeric l.c.d. read-out, 99 memory channels, scanning, four independently-selectable a.g.c. time constants and nine

receiver bandwidths ranging from 500Hz to 240kHz. Remote control and data transfer are possible via a passive 20mA current loop.

Also from Eska is a modification kit for the JRC NRD-515 receiver pictured last month. The kit includes extra filters to improve the set's selectivity and is claimed to increase the signal-to-noise ratio by 10dB. It also provides a phase-locked a.m. detector for distortion-free reception of a.m. stations even during severe fading and interference. Eska Communications Systems A/S, Frederikssundsvej 274D, DK2700 Brønshøj, Denmark.



The D2935 from Philips



Eska's RX99 PL receiver

From page 36

ence here is that in the newer devices there is no onus on the system to provide the refresh address.

This 'CAS-before-RAS' signal mechanism — just one of the advances being made in dynamic memory development — requires the slightly more complex RAS signal.

To keep the system simple, no code is executed within the silicon disc memory; it is purely a store into which and from which data is transferred. This means that access to it will always be interleaved with access to other areas of memory.

The timing controller generating RAS and CAS for the silicon disc produces conventional memory cycles when the disc is actually being accessed. It generates CAS-before-RAS cycles whenever accesses at other addresses occur or when the silicon disc is mapped out of the system. Thus refreshing is guaranteed while the microprocessor runs and yet minimal control signals are required.

Component IC₁ buffers the data bus to and from the host system. It is permanently active and normally faces off the system bus toward the silicon disc. Page

selecting latch IC₂ is treated as an i/o port clocked by an external signal which, in the case of the SC84, comes from the i/o board through pin c25. The lower seven bits stored in this latch combine with the lower 11 bus address lines to form inputs to a nine channel two - input multiplexer, IC_{3,5}, providing row and column addresses to the dynamic memory array.

It doesn't matter which address lines are paired up, or which multiplexer outputs go to which dynamic memory address inputs. Upper system address lines A₁₁ to A₁₇ go into an eight-bit comparator formed from IC_{6,7} which gives an active output when the address matches the switch settings and the SDSEL line is active. This line is the signal which maps the silicon disc into memory and may be selected to be active high or low by switch S₈. Output of the comparator is used to gate the inverted RD signal into the dynamic memory W pins.

In SC84 an inverted read signal rather than the conventional write one was used as the write strobe to the memories. The advantage of this is that an 'early write' is always generated. This type of write cycle is particularly useful in that the write operation

for these dynamic memories can take two forms, dependent on the state of the W line when CAS goes low.

Most microprocessors still have their write signals high at the point when CAS goes low, so a conventional cycle is generated where the memory outputs the present state of the bit, i.e. the cycle begins as a read one. By setting W low before CAS goes low an 'early write' cycle occurs in which the output pin of the memory stays in a high impedance state throughout the cycle. This allows the data input and output pins on the memory to be connected together without any fears of bus contention — an arrangement which suits the bidirectional system data bus.

The main control signal indicating a memory cycle passes through buffering and a series of time delays to produce a slightly delayed version for the RAS signal. A further delayed version switches the address-line multiplexer and a yet further delayed one acts as the conventional CAS. Note that these signals are all gated with the original one so that all signals go to their inactive state promptly at the end of the memory cycle.

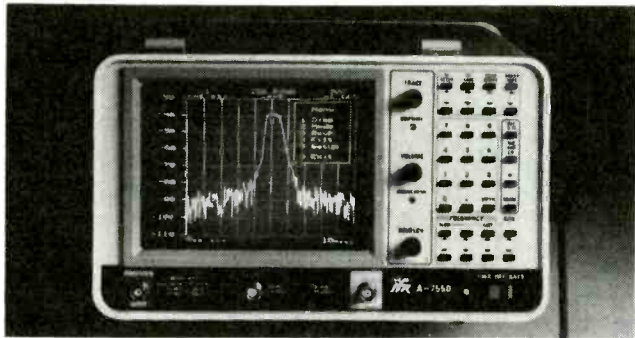
The memory control signal

also feeds forward, bypassing the delay chain. This is the early version of CAS, made available for the 'CAS-before-RAS' refresh cycles mentioned earlier. Selection of the CAS type takes place in a dual 4-to-1-line multiplexer, IC₈. Here the comparator output and the higher order bit from the page register combine to select which type of CAS, early or conventional, is passed to which 256Kbyte memory block.

In using a silicon disc, one rule must be adhered to. Remember that the 'disc' is silicon and not magnetic and so should the power fail you will lose all of the data. The rule is to regularly make back-up copies of any master files on magnetic disc.

A version of the SC84 operating system, version 2.1D, is available which treats the silicon disc as drive E. For readers patching their own CP/M Bios, a DPB exists. The DPB sets the number of sectors per track as 16 (sixteen 128 byte sectors yields the 2Kbyte of page/track) and zero offset, i.e. no tracks reserved for system use as you would never boot the system from a silicon disc! Other parameters are by choice, although the system uses a block and 16 checked directory entries.

ADVANCED LOW COST SPECTRUM ANALYSER



THE IFR A-7550 SPECTRUM ANALYSER

The A-7550 Spectrum Analyser is the most advanced, low cost portable spectrum analyser on the market today. Two powerful microprocessors, menu driven display modes and single function keyboard entry aid the user in the operation of all analyser functions. To further enhance the operational simplicity of the A-7550, the microprocessor system automatically selects and optimises the analyser's bandwidth, sweep rate, centre frequency display resolution and the rate of the frequency slewing keys. An operator override is also provided when non-standard settings are required.

TO LEARN MORE ABOUT THE A-7550'S IMPRESSIVE RANGE OF FEATURES, CONTACT US TODAY.

**Fieldtech
Heathrow**

Fieldtech Heathrow Limited,
Huntavia House, 420, Bath Road,
Longford, Middlesex, UB7 0LL, England.
Telephone: 01-897 6446
Telex: 23734 FLDTEC G



CIRCLE 13 FOR FURTHER DETAILS.

ELECTRONICS & Wireless World

EDITORIAL FEATURES 1985/86

ISSUE DATE	PUBLICATION DATE	FEATURE
Nov. 1985	Oct. 16th	Modems
Jan. 1986	Dec. 19th	A to D & D to A Converters
Mar. 1985	Feb. 20th	Computer Aided Design Equipment
May 1986	April 17th	Fibre Optics

For more details regarding
advertising
Contact Bob Nibbs
01-661 3130

It's easy to complain about an advertisement. Once you know how.

One of the ways we keep a check on the advertising that appears in the press, on posters and in the cinema is by responding to consumers' complaints.

Any complaint sent to us is considered carefully and, if there's a case to answer, a full investigation is made.

If you think you've got good reason to complain about an advertisement, send off for a copy of our free leaflet.

It will tell you all you need to know to help us process your complaint as quickly as possible.

The Advertising Standards Authority. ✓
If an advertisement is wrong, we're here to put it right.

ASA Ltd, Dept 1 Brook House, Torrington Place, London WC1E 7HN

This space is donated in the interests of high standards of advertising.

Appointments

Advertisements
accepted up to 12 noon
October 1 for November
issue

DISPLAYED APPOINTMENTS VACANT: £21 per single col. centimetre (min. 3cm).
LINE advertisements (run on): £4.50 per line, minimum £30 (prepayable).
BOX NUMBERS: £7 extra. (Replies should be addressed to the Box Number in the advertisement, c/o Quadrant House, The Quadrant, Sutton, Surrey SM2 4AS).
PHONE: IAN FAUX, 01 661 3033 (DIRECT LINE)
15% VALUE ADDED TAX NOT INCLUDED
Cheques and Postal Orders payable to **BUSINESS PRESS INTERNATIONAL LTD.** and crossed.



THE BEST APPROACH

£7,000-£30,000 + CAR

- ★ **Where does your interest lie:** Graphics; CAD; Robotics; Simulation; Image and Signal Processing; Medical; Automation; Avionics; Acoustics; Weapons; Comms; Radar; Opto and Laser?
- ★ **Experienced in:** VLSI; Microprocessor Hardware or Software; Digital and Analogue circuitry; RF and Microwave techniques?
- ★ **There are hundreds of opportunities in:** Design; Test; Sales and Service for Engineers and Managers
- ★ **For free professional guidance:** Call: 0638 742244 (till 8pm most evenings) or write (no stamp needed) to

ELECTRONIC COMPUTER AND MANAGEMENT APPOINTMENTS LIMITED
FREEPOST, The Maltings, Burwell, Cambridge, CB5 8BR.

(1926)

Professional Career Opportunities



The Easy Way to look for your new job from the comfort of your own armchair. Our well qualified consultants will carefully match your requirements against appropriate vacancies.

We have many clients seeking Engineers and Technicians at all levels and we are particularly interested in hearing from you if you have experience in the following:-

- Signal Processing
- Technical Sales
- ATE Programming
- Radar Systems
- RF Development
- Real Time Software

Your next step is to complete and return the attached coupon or telephone **John Prodger** on 0442 47311 or one of our duty consultants on 0442 212650 during evenings or weekends.



Executive Recruitment Services

THE INTERNATIONAL SPECIALISTS IN RECRUITMENT FOR THE ELECTRONICS, COMPUTING AND DEFENCE INDUSTRIES
FREEPOST, Hemel Hempstead, Herts HP2 4BR



NAME (Mr/Miss/Mrs)

ADDRESS

POST CODE

TEL NO

QUALIFICATIONS AGE

NONE CG/HNC DEGREE OTHER

SALARY
 0-£6000 £6-10000 £10-15000 £15000+

JOB

WW2
(36)

Appointments

CUT THIS OUT!

Clip this advert and you can stop hunting for your next appointment. We have a wide selection of the best appointments in Digital, Analogue, RF, Microwave, Micro-processor, Computer, Data Comms and Medical Electronics, and we're here to serve *your* interests.

Call us now for posts in Design, Test, Sales or Field Service, at all levels from £6,000 - £18,000.



11 Westbourne Grove, London W2. Tel: 01-229 9239.

(1935)



CAPITAL APPOINTMENTS LTD

THE UK's No. 1 ELECTRONICS AGENCY

If you have HNC/TEC or higher qualifications and are looking for a job in design, test, customer service, technical sales or similar fields:

**Telephone now for our free jobs list
We have vacancies in all areas of the UK
Salaries to £15,000 pa**

**01 808 3050
(24 hours)**

**CAPITAL APPOINTMENTS LTD
76 WILLOUGHBY LANE, LONDON N17 0SF**

(291)

Telecommunications Engineering Technicians

**Openings in Servicing and Maintenance
Up to £9,317**

Our business is to install and maintain the communications equipment used by the Police and Fire Brigades in England and Wales - some of the latest you will find in operation anywhere.

We have a number of vacancies at our Service Centres in various parts of the country for Telecommunications Engineering Technicians with practical skills in locating and diagnosing faults in a wide range of equipment from computer-based data transmission to FM and AM radio systems.

The work provides excellent opportunities for extending your technical expertise, with specialised courses and training to keep you up to date on developments and new equipment. There are also opportunities for day release to gain higher qualifications.

Applicants, male or female, must be qualified to at least City & Guilds Intermediate Telecommunications standard and possess a current driving licence.



Some travelling will normally be involved.

Registered disabled persons can of course apply.

The Home Office is an equal opportunities employer.

Salary will be on a scale £6,810 to £9,317 a year with generous leave allowance and pension scheme.

Good prospects for promotion.


If you are interested in working with us, please write for further details and application forms quoting reference WW/9 to: Miss M Andrews, Home Office, Directorate of Telecommunications, Horseferry House, Dean Ryle Street, London SW1P 2AW.

(35)

Home Office



**Directorate of
Telecommunications**



SEEKS AN ENGINEER

QUALIFIED to HNC/HNC to perform varied tasks in a friendly and challenging environment. ILR2 salary plus shift allowance.

Apply:- **Chief Engineer, Piccadilly Radio, P.O. Box 261, Manchester, M60 1QU. PICCADILLY RADIO**

An Equal Opportunities Employer (43)

OLYMPUS CAMERAS

require Technicians

Olympus Optical Co (UK) Ltd, the UK's largest distributor of 35mm cameras, requires additional technicians for their rapidly expanding micro digital product range.

The ideal applicant should be self motivated and capable of working under pressure with the ability to prepare training courses.

Benefits are all that would be expected of a large multinational Company: good salary, non-contributory pension scheme, life assurance and BUPA.

Please telephone Mrs Jane Rockel for an application form and further information on 01-253 0513 **OLYMPUS** (54)


Electronic Engineers – What you want, where you want!

TJB Electrotechnical Personnel Services is a specialised appointments service for electrical and electronic engineers. We have clients throughout the UK who urgently need technical staff at all levels from Junior Technician to Senior Management. Vacancies exist in all branches of electronics and allied disciplines - right through from design to marketing - at salary levels from around **£6,000 – £20,000**.

If you wish to make the most of your qualifications and experience and move another rung or two up the ladder we will be pleased to help you. All applications are treated in strict confidence and there is no danger of your present employer (or other companies you specify) being made aware of your application.

TJB ELECTROTECHNICAL PERSONNEL SERVICES,
12 Mount Ephraim,
Tunbridge Wells,
Kent. TN4 8AS.

Tel: 0892 39388
(24 Hour Answering Service)



Please send me a TJB Appointments Registration form.

Name

Address

(861)

THE OPEN UNIVERSITY
in collaboration with BRITISH TELECOM
Faculty of Technology

RESEARCH FELLOW

COMPUTER AIDED FILTER DESIGN

Applications are invited for the three year post of Research Fellow, to work in the Electronics Discipline at the Open University on a SERC Collaborative Research Programme with British Telecom Research Laboratories entitled 'A comprehensive Computer Aided Filter Design System'. The System will be based on a DEC Vax Station Computer, together with a wide range of input/output devices.

We are seeking applicants with a PhD in Electronics, Computer Science or a related area, and a background or interest in one or more of the areas of Computer Aided Circuit Design, Electronic Filter Design, Numerical Methods, Software (C, Fortran under Unix), and Man-Machine Interfaces.

An appointment will be made on the Research Fellow IA scale, currently £7520 to £12150; with an initial starting salary of up to £8920. The post is available from 1st October 1985.

Further particulars and an application form can be obtained from: Miss M. Fordham (4867/2), Faculty of Technology, The Open University, Walton Hall, Milton Keynes, MK7 6AA, or Telephone Milton Keynes (0908) 653941. There is a 24 hour answering service on 653868.

Closing date for applications: 7 October 1985 (41)


PENRHOS ELECTRONICS LTD
COMPUTERISED AND PROGRAMMABLE CONTROL FOR INDUSTRY

PENRHOS

ELECTRONICS LTD

A GROUND FLOOR OPPORTUNITY EXISTS FOR

● PRODUCTION ENGINEER ●



1. Qualifications - Micro Electronics HNC/D or Degree.
2. Experience 2/3 years Z80, Motor Rola, 6,8000, Assembler, C..

Penrhos Electronics is a fast growing company with a World - wide market. We require a hardworking, ambitious engineer who would have his sights set on the ★ Technical Directors job ★ at the outset he would take charge of a small team and be responsible for taking designs and modifications through prototype trials into productions.

Salary initially **£8-11K** with sizable increments on progress.

Please reply in writing to: **C.M. Griffiths, Managing Director, Penrhos Electronics Ltd, Westfields Trading Estate, Grandstand Road, Hereford, HR4 9PA.** (42)

Appointments

Brighton Health Authority.

Chailey Heritage Hospital. Rehabilitation Engineering Unit. Medical Physics Technician Grade III or II.

With a background in electronic and mechanical engineering to join an enthusiastic research team on a Spastics Society funded research project concerned with the development and duplication of special switches and interfaces for electronic aids and microcomputers for the severely disabled. This is a new post, initially for three years.

Salary according to age, qualifications and experience on a scale £6408-£9627.

Closing date for return of application forms is 31st October.

Further information and application forms from:

Dr C.E.E. Thornett, Senior Research Scientist, or:
Mr R.L. Nelham, Technical Director, Rehabilitation Engineering Unit, Chailey Heritage Hospital, North Chailey, Lewes, Sussex, BN8 4EF. Tel. 082-572-2112 Ext 99.

(46)

VIDEO SERVICE ENGINEER FOR INDUSTRIAL VIDEO EQUIPMENT — FARNHAM, SURREY.

E.S. Video have a vacancy for an engineer with service experience on low band 'U'Matic equipment, Industrial V.H.S., single and three tube cameras.

Attractive negotiable salary with car allowance and Free BUPA.

Write with full details to:-

Mr R N Woodward, E.S. Video, 5 Mead Lane, Farnham, Surrey. GU9 7DY

(40)

COMMUNICATIONS DESIGN FROM START ...

At H.M. Government Communications Centre we're using the very latest ideas in electronics technology to design and develop sophisticated communications systems and installations for special Government needs at home and overseas.

With full technical support facilities on hand, it's an environment where you can see your ideas progress from initial concepts through prototype construction, test and evaluation, to the pre-production phase, with a chance to influence every stage. Working conditions are



THE START OF SOMETHING NEW

If you are leaving College and planning a career in modern communications or if your present job lacks interest and challenge why not join us in GCHQ?
We are recruiting

RADIO OFFICERS

who are after initial training will become members of an organisation that is in the forefront of communications technology. Government Communications Headquarters can offer you a satisfying and rewarding career in the wide field of communications. Training involves a 32 week course (38 weeks if you come straight from Nautical College) which will fit you for appointment to RADIO OFFICER.

Not only will you find the work as an R O extremely interesting but there are also good prospects for promotion opportunities for overseas travel and a good salary. Add to this the security of working for an important Government Department and you could really have the start of something new.

The basic requirement for the job is 2 years radio operating experience or hold a PMG, MPT or MRGC or be about to obtain a MRGC. Registered disabled people are welcome to apply.

Salaries start at **£4,988** at age 19 to **£6,028** at age 25 and over during training and then **£6,832** at 19 to **£8,915** at 25 and over as a Radio Officer. Increments then follow annually to **£12,328** inclusive of shift and weekend working allowances.

For full details and application form phone 0242 32912/3 or write to:



The Recruitment Office A/1108
Priors Road
CHELTENHAM
Glos GL52 5AJ

(2806)

pleasant, the surroundings are attractive, and the career prospects are excellent.

Ideally we're looking for men and women who have studied electronics or electronics related subjects to degree level or equivalent and have had some experience of design, whether obtained at work or through hobby activities. Appointments will be made as Higher Scientific Officer (£7,435-£10,039) or Scientific Officer (£5,909-£8,153) according to qualifications and experience.

For further details please write to the address given below. It would be particularly helpful if an outline of your personal interests and practical experience could be included.

The Recruitment Officer, HMGCC, Hanslope Park, Buckinghamshire MK19 7BH.

... TO FINISH

(2523)

SERVICE ENGINEER

IN-HOUSE ELECTRONICS

Harpenden, Herts

Tektronix is at the forefront of innovative technology in electronics with an extensive product range unequalled in the industry.

We have an opening for a Service Engineer to work in-house in our Harpenden office. Working as part of a highly skilled team this represents an excellent opportunity to develop your knowledge of electronics, and apply it to our most sophisticated in-house range of test and measurement equipment.

You should have a good practical knowledge of analogue techniques and circuit theory, plus the ability to fault-find down to component level. If you can also bring some knowledge of digital techniques so much the better but this is not essential.

We offer a competitive salary, enhanced by a profit share scheme and fringe benefits. Excellent product and skills training is offered and there is good opportunity to advance within the company as we continue to grow and diversify.

For more information and an application form, please contact Sue James, Human Resources Department, Tektronix (UK) Ltd, Fourth Avenue, Globe Park, Marlow, Bucks. Telephone: Marlow (06284) 6000.



Tektronix®
COMMITTED TO EXCELLENCE

(44)

CLIVEDEN

TEST ENGINEERS

For full systems test on data-communications networks
£8,000 + Wokingham

FIELD SERVICE ENGINEERS
USA training on ATE systems. Suit experienced repair technician.
£10,000 + car Woking

TECHNICIAN ENGINEER
To maintain VAX PDP11 & flight simulation systems.
to **£11,000 Middlesex**

TEST ENGINEER
Fault-find data-processing equipment to component level. Some systems involvement.
c£10,500 Herts.

SERVICE ENGINEER
Mobile radiocommunications equipment
£8,000 + car Hants. & Central London

FIELD SERVICE ENGINEER
Digital/fibre optic communications network. Full training provided.
£12,000 + car S.E. London

Phone/write/call Roger Howard C. Eng MIEE, Cliveden Technical Recruitment Consultants, 92 The Broadway, Bracknell, Berks RG12 1AR. Tel: Bracknell (0344) 489489 (six lines)

(2598)

V I D E O ENGINEERING CO-OPERATIVE

Seeks 3rd full time engineer for interesting and varied work in the independent and commercial sectors.

S.A.E. for further details to: VET Ltd. c/o S.C.D.A. 135 Rye Lane, London SE15.

(59)

ROYAL HOLLOWAY AND BEDFORD NEW COLLEGE

Egham Hill, Egham, Surrey. TW20 0EX
DEPARTMENT OF PHYSICS

2 Grade 5 Technicians required for this recently expanded department.

One to assist with the research into nuclear and microwave physics or crystallography and solid state spectroscopy.

One to assist in the running of the large undergraduate laboratories in the modern Tolansky building.

Applicants should be qualified in physics, applied physics or electronics and have some laboratory or workshop experience. Applicants without experience would be appointed at a lower grade and be instructed in laboratory techniques.

Salary on the scale £7101 - £8204 inclusive of London allowance.

Please apply in writing stating age, qualifications and experience together with the names and addresses of two referees to:- the Personnel Officer.

(39)

UNIVERSITY OF SUSSEX

ELECTRONICS TECHNICIAN (M/F)

In the Psychology Laboratory in the Arts and Social Studies Area. In the first instance this will be a temporary appointment with a possibility of being made permanent. Duties will include maintenance and repair of computer terminals and printers, installation and checking of wiring, installation of computers, ordering and keeping stock of spare parts. An interest in computing is desirable.

Salary within Grade 4 - £6,106 to £7,024 per annum (pay award pending), according to age and experience.

Application form from: Personnel Office, Sussex House, University of Sussex, Falmer, Brighton BN1 9RH.

Closing date 18 October 1985. (47)

PAPUA NEW GUINEA UNIVERSITY OF TECHNOLOGY

DEPARTMENT OF ELECTRICAL AND COMMUNICATION ENGINEERING

SENIOR TECHNICAL INSTRUCTOR

Applications are invited for the post of Senior Technical Instructor, which will be available from January 1986. Candidates should have a higher certificate/diploma/degree qualification and relevant industrial experience.

Preference will be given to candidates with teaching experience/qualifications and experience in communications systems or broadcasting.

SALARY: Senior Technical Instructor I K17,555 per annum, Senior Technical Instructor II K19,405 per annum (K1=Stg. 0.7215 approx), level of appointment depending on qualifications and experience.

The initial contract period is for three years. Other benefits include a gratuity of 24% taxed at 2%. Appointment and repatriation fares for the staff member and family after 18 months of service, settling-in and settling-out allowances, six weeks paid leave per year, education fares and assistance benefit schemes are available.

Detailed applications (two copies) with curriculum vitae together with the names and addresses of three referees, and indicating earliest availability to take up appointment, should be received by: THE REGISTRAR, PAPUA NEW GUINEA UNIVERSITY OF TECHNOLOGY, Private Mail Bag, Lae, Papua new Guinea, by **11 October 1985**. Applicants resident in the United Kingdom should also send one copy to the Association of Commonwealth Universities (Appts.), 36 Gordon Square, London WC1H 0PF, from whom further general information may be obtained.

(60)

Appointments

Services Sound and Vision Corporation Assistant Chief Engineer (UK & Overseas)

Based at Chalfont Grove and reporting to the Chief Engineer (UK and Overseas) the main duties will include:

Assisting in the day-to-day general and technical administration of UK non broadcast engineering staff.

Recruitment and training of non broadcast engineers.

Administration and supervision of the general office for engineering department UK.

Co-ordination and liaison with equipment manufacturers regarding Post Design Services activity and equipment assessment.

Deputise for the Chief Engineer (UK and Overseas) in his absence.

This is a managerial position and in addition to a competitive salary a corporation car is provided which is available for personal use. Five weeks and two days annual leave. Good pension scheme and life assurance. Group BUPA scheme available.

Applications are invited from suitably qualified personnel with at least 5 years experience of technical support for electronics or electro-mechanical equipment at least 2 years of which should be in a supervisory or managerial capacity.

Please apply to Mrs. D.B. Trigg, Personnel Manager, The Services Sound and Vision Corporation, Chalfont Grove, Gerrards Cross, Bucks SL9 8TN. Telephone: Chalfont St. Giles 4461. (49)

● WANTED ●

RESILIENT BROADCAST ENGINEER

To operate 20 Kw AM & FM Transmitters for "The Voice of Peace" aboard the Peace ship in the Mediterranean.

Applications, including C.V. to:
The voice of Peace, P.O. Box 4399, Tel Aviv, Israel
Or call Israel (010 972) 03 245 560.

(37)

SERVICES SOUND AND VISION CORPORATION VIDEO TECHNICIAN FOR WESTERN EUROPE

An experienced and suitably qualified Video Technician is required to work in and around Dusseldorf, West Germany. Responsibilities will include the service and repair of video equipment (predominantly domestic) in our workshop in Dusseldorf along with some on-site visits to areas in West Dusseldorf.

A car is provided with this appointment.

VIDEO ENGINEER FOR WESTERN EUROPE

An experienced and suitably qualified Video Engineer is required for work in our workshop in Minden, West Germany. Responsibilities will include the repair and service of video equipment both domestic and industrial with some on-site service calls.

The successful applicant should possess a good working knowledge of U'matic V.C.R.'s and 3 tube colour cameras.

Good salaries paid to right applicants. Please write or telephone for an application form to:

Mrs. A.R. Sive, Personnel Officer,
The Services Sound and Vision Corporations,
Chalfont Grove, Gerrards Cross, Bucks SL9 8TN.
Tel: Chalfont St. Giles 4461 Ext. 221. (48)

Product Development Engineers

Dolby Laboratories, famous for its audio noise reduction systems, was founded by an engineer. A company that believes in engineers and engineering, we are small enough for individual contributions to be recognised yet well established with the resources to implement and capitalize on innovations.

We are looking for Senior and Junior Engineers, who are probably electronics graduates, to staff a new Product Development Section in the UK. Reporting to the Managing Director, the group will be responsible for translating agreed product 'outlines' into manufacturable units. The emphasis is on creative engineering and design.

Salaries will be competitive.

For more information contact:

Gary Holt, Dolby Laboratories Inc.,
346 Clapham Road, London SW9 9AP
01-720 1111

(45)



ELECTRONIC DESIGN ENGINEER

Pearpoint Ltd is emerging as one of the country's leaders in solid state area imaging techniques.

To complement our ever expanding commitment to new product development we are seeking to recruit a first class electronics design engineer. A thorough knowledge of the design and implementation of the latest digital electronics techniques, coupled with an ability to understand the analogue aspects of the work would be a requirement of this post.

It is considered that candidates should possess the minimum of a 2nd Class Honours Degree in Electronic Engineering or a similar discipline. Remuneration will be by way of a first class salary and other fringe benefits.

The company will shortly be moving to a greenfield development site in Alton, Hampshire and would consider relocating a suitable applicant to the area.

Please apply in the first instance to: Mr. A.K. Sefton
Pearpoint Ltd
32 Woolmer Trading Estate
Bordon
Hants GU35 9QF (50)



RED ROSE RADIO P.L.C.

The independent Local Radio Station for Lancashire has a vacancy for an Engineer, Grade ILR2.

The successful applicant will enjoy a wide variety of work including project design and development, technical maintenance and Studio and Outside Broadcast operations.

Applicants should be qualified to Degree/HND level in Electronics and have experience in broadcasting or a related field. A clean driving licence is essential.

Salary is in accordance with current ACTT rates. Apply in writing, including a full C.V. to:- Dave Cockram, Chief Engineer, Red Rose Radio PLC., P.O. Box 301, St. Paul's Square, Preston. PR1 1YE. (38)

FOR YOUR
CLASSIFIED
ADVERTS
PHONE
01 661 3033
(IAN FAUX)

ELECTRONICS/SOFTWARE



TECHNICAL AUTHORS

Howard Engineers produce maintenance and user manuals, to a high standard, for a wide variety of products, from large electronics systems to software for personal computers.

We currently have vacancies for both trainee and experienced Technical Authors. The work involves liaison with our clients, developing a detailed understanding of the product, organising and writing the handbook and co-ordinating the production of the finished text and illustrations.

Prospective trainees should have a sound knowledge of electronics or computer software, acquired from formal education, job experience or a serious leisure activity, plus the ability to express themselves concisely in the written word.

The company offers varied and interesting work, a pleasant working environment and a salary commensurate with your knowledge and experience.

Vacancies exist at our Gosport, Southampton and Wokingham offices. Apply in the first instance to:

Carolyn Hatch
HOWARD ENGINEERS LTD
 Grosvenor House
 Cumberland Place
 Southampton
 Hampshire
 SO1 2BD
 Tel: (0703) 334332



(6)

B&W

LOUDSPEAKERS STEYNING SUSSEX

Rare opportunities to join our progressive research team developing high-end audio products.

SENIOR PROJECT ENGINEER

Candidates should have a good degree and at least five years R&D experience in high quality drivers and loudspeaker systems, and be capable of original thinking as well as following projects through to conclusion.

AUDIO ENGINEER

To work with Project Engineers in developing high quality drivers and systems. Some previous experience is desirable, but graduates will be considered depending on ability and initiative.

Working conditions are extremely pleasant, complete with computer and laser interferometry facilities.

BUPA membership, canteen and other fringe benefits. Salary commensurate with ability/experience. We are looking for dedication and ambition recognising success with a bonus scheme.

Please apply initially in writing to the Managing Director

B&W LOUDSPEAKERS LTD

Elm Grove Lane, Steyning, West Sussex BN4 3SA

(18)



PAPUA NEW GUINEA

SOUTH PACIFIC JOB OPPORTUNITIES

PAPUA NEW GUINEA DEPARTMENT OF CIVIL AVIATION GROUND FACILITIES DIVISION

REQUIRES—

CHIEF ENGINEER

Ref No. VIS/CA/53

SENIOR ENGINEERS RADIO AND ELECTRICAL

Ref.No. VIS/CA/54

TELECOMMUNICATIONS AND ELECTRICAL TECHNICIANS

Ref.No. VIS/CA/55

TECHNICAL INSTRUCTORS RADIO AND ELECTRICAL

Ref.No. VIS/CA/56

DRAFTSMEN ELECTRONIC AND ELECTRICAL

Ref.No. VIS/CA/57

SALARY PACKAGE

Engineers C£23000 — £24200
 Technicians, Instructors and Draftsmen C£18000 — £22000

BENEFITS

Three year contract with possibility of renewal.
 Free **MARRIED/SINGLE** accommodation.
 Six weeks annual leave.
 Return leave fare once per contract.

EXPERIENCE

Extensive background in Aviation Ground Facilities preferred. May consider those from allied areas if they have proven staff management and training experience particularly in a developing country.

QUALIFICATIONS

Degree, HNC/ONC or equivalent.

Closing date for applications 20th September 1985

For full details and application forms please write or telephone the Recruitment Dept. Papua New Guinea High Commission, 14 Waterloo Place, London SW1R 4AR. Telephone:01-930 0922 Telex:Kundu 25827

(17)

Inner London Education Authority

LEARNING RESOURCES BRANCH,

Production Division,

Television and Publishing Centre,

Thackeray Road,

London SW8 3TB

TELEVISION ENGINEER

for Master Control Section (ST1/2)

This post is involved with the bulk production of colour videocassettes from 1" Ampex submasters. The successful candidate will be expected to operate the 1" machine, cassette machines (VHS, Betamax and U-matic) and label and check copies. He/she will have a good working knowledge of colour television principles and suitable experience and/or technical background.

Salary within the scale £6222 to £9327 + £1494 London Weighting Allowance.

Further details, including full job description and application forms from EO/Estab 1B, Room 366, The County Hall, London SE1 7PB. (Please enclose S.A.E.) The closing date for completed application forms is 30.9.85.

This post is suitable for Job-share.

This is a re-advertisement.

ILEA IS AN EQUAL OPPORTUNITIES EMPLOYER.

(16)

Classified

ARTICLES FOR SALE

Light beam modulation — mirror microgalvos. res freq. 1625 £29.data £2. Marconi TF.1041 B £69. Valves 3D22 £10, 5B254M £5. EHT capacitors 6Kv. 680pf 75p ea. LCR Bridges. 0.1% or wide-range £98. Tape speed stroboscope £7.50. Radio frequency adaptor with probe for Avo-8 £15. Marconi TF 890 £65. Siemens electronic fault locator, multi-channel £45. Micro-spot welding heads £55. Kent Chromalog 2 £75. Beckman Hydrogen lamp PDWER SUPPLY £50. Tektronix Time-mark Calibrator £79. Hoffman Dynamic Balance Machine electronic & mechanical units £85. Low pressure regulators 0 — 100mBar £15. Quantity Ferrograph spares £75. Sweep generators, FM/AM generator Pulse generator Marconi Test Modulator HQ 72 £59. Resistance/capacitance boxes Variable standard capacitors. Centrifuge Marconi Noise Receiver TF 1225 A £65. ph. Temperature & Fluoride—ion electrodes. Very large stepper motors suitable for power robotics etc. £45 ea. Quantity of chemicals, reagents, metals, electroplating etc Mazda Sodium Lamp £5. VHF Frequency Standard £45. Three new automobile products, electronic, mechanical and chemical, prototype stage easy & cheap to manufacture. etc etc

040 - 376236 (2016)

WAVEGUIDE, Flanges and dishes. All standard sizes and alloys (new material only) from stock. Special sizes to order. Earth Stations, 01-228 7876, 22 Howie Street, London SW11 4AR. (2099)

LINSLEY HOOD DESIGNS

- Amplifiers • Signal Generators
- THD Analyser • Millivoltmeter

Details from:
TELERADIO ELECTRONICS

325 Fore Street, Edmonton,
London. N.9. OPE.

(24)

LITESOLD SOLDERMATIC wave soldering machine — model 800, with 90 Kg of solder. Complete with sturdy purpose made bench. Excellent condition. £2500.
Tel: (05036) 2013. (53)

QUARTZ CRYSTALS OSCILLATORS AND FILTERS of all types. Large stocks of standard items. Specials supplied to order. Personal and export orders welcomed — SAE for lists please. OEM support thru: design advice, prototype quantities, production schedules.
Golledge Electronics, Merriott, Somerset TA16 5NS. Tel: 0160 73718 (2472)

WOUND COMPONENTS

Complete custom built service for air core, self bonded, miniature ferrite wound components for transformers, inductors, chokes etc. Write or phone

Tayside Audio (Scotland) Ltd
Unit 1, Dunsinane Ave
Dundee DD2 3QN
Tel (0382) 819997 Tlx 76137

(56)

GRUNDIG COMMUNICATION RECEIVER Satellite £600 prof. Hardly used Superb Global Reception. Latest model 1984 £280.00 Ring Carlos Olms 01 - 499 1673 after 6p.m. or weekend. (56)

TEKTRONIX DAS 9109 LOGIC ANALYSER OPTION A2, 01, 02 with 91P16 Pattern Generator, 91A32 Acquisition and all probes.
£15,000 ono.
Phone: 099 389 8282 ext 155

(51)

FM & MW BROADCAST EQUIPMENT

A special range of high quality transmitters, power amplifiers, stereo encoders, UHF repeater links, compressors, antennas. Powers 10w to 1kw. Built to high specifications at an economic price. Meets IBA & Home Office specifications.

Full catalogue available.

Cyberscan International, 3 Eastcote View, Pinner, Middx HA5 1AT.
Tel: 01-866 3300 (33)

OPPORTUNITIES IN THE SOUTH EAST

Sales Executives
10.6k basic + 6k OTE + car.

Sell Telecom Equipment in the city and N.W.London

Test Engineers
c9.5k

All rounder with Analog Digital and some Microwave experience. Working In-house.

Service Engineer
c8k.

Experience on Micro Processor Equipment to component level working In-house and in the field.

In-house repair and systems support vacancies. Salary Neg. Working for a leading Doto Comms Company.

Field Service Engineer
c8k + car.

To service and repair Micro Computers in the field.

Technical Support
10k plus.

Supplying Technical Support to customers on Digital Hardware

Plus wide range of other Design Servicing and Tech Support vacancies.

c.v.'s to:
Ian Darch,
Garnet Professional Services (AGY)
10 Queen Victoria Street, Reading.
or Tel: Reading (0734) 588685

(3)

WANTED

- * MICROCOMPUTERS
- * PERIPHERALS
- * INSTRUMENTATION

For fastest, best CASH offer, phone.

COMPUTER APPRECIATION
Oxford (0865) 55163
Telex 838750

(2492)

When replying to classified advertisements, readers are recommended to take steps to protect their interests before sending money

(2519)

E C COMPONENTS

We buy large and small parcels of surplus I/C, transistors, capacitors and related electronic stock. Immediate settlement.

Tel: 01-208 0766
Telex: 8814998

(2491)

STEWART OF READING

110 WYKEHAM ROAD
READING RG6 1PL
TEL NO: 0734 68041

TOP PRICES PAID FOR ALL TYPES OF SURPLUS TEST EQUIPMENT, COMPUTER EQUIPMENT, COMPONENTS etc. ANY QUANTITY (52)

TURN YOUR SURPLUS i.c.s transistors etc. into cash, immediate settlement. We also welcome the opportunity to quote for complete factory clearance. Contact COLES-HARDING & CO, 103 South Brink, Wisbech, Cambs. 0945 584188. (9509)

WANTED SURPLUS ELECTRONIC COMPONENTS AND EQUIPMENT

We also welcome the opportunity to quote for complete factory clearance

B. BAMBER ELECTRONICS
5 STATION ROAD, LITTLEPORT, CAMBS.
Phone: Ely (0353) 860185

(2483)

WANTED

Test equipment, receivers, valves, transmitters, components, cable and electronic scrap and quantity. Prompt service and cash. Member of A.R.R.A.

M & B RADIO
86 Bishopsgate Street
Leeds LS1 4BB
0532 435649

(9956)

TO MANUFACTURERS, WHOLESALERS BULK BUYERS. ETC.

LARGE QUANTITIES OF RADIO, TV AND ELECTRONIC COMPONENTS FOR DISPOSAL

SEMICONDUCTORS, all types, INTEGRATED CIRCUITS, TRANSISTORS, DIODES, RECTIFIERS, THYRISTORS, etc. RESISTORS, C/F, M/F, W/W, etc. CAPACITORS, SILVER MICA, POLYSTYRENE, C280, C296, DISC CERAMICS, PLATE CERAMICS, etc.

ELECTROLYTIC CONDENSERS, SPEAKERS, CONNECTING WIRE, CABLES, SCREENED WIRE, SCREWS, NUTS, CHOKES, TRANSFORMERS, etc. ALL AT KNOCKOUT PRICES — Come and pay us a visit ALADDIN'S CAVE

TELEPHONE: 445 0749/445 2713

R. HENSON LTD.

21 Lodge Lane, North Finchley, London, N.12
(5 minutes from Tally Ho Corner)

(1613)

G.W.M. RADIO LTD. 40/42 Portland Road, Worthing, Sussex. Tel: 0903 34897. Marconi Atlanta Communication Receivers £25. Suitable spares or re-build. Buyer collects. A.V.O. 8 with case and leads £70 inc. A.V.O. 7 no case £35 inc. Advance Signal Generator J—1A 15c/s — 50Kc/s £25 inc. Wayne Kerr Universal Bridge Type CT492 £80 inc. p+p. All prices include VAT. Satisfaction guaranteed. (55)

VARIOUS P.C.B's Chassis disk drives and cables for data general Nova 820 family of computers. Tel: 01-328 7987. (21)

BRIDGES waveform/transistor analysers. Calibrators, Standards, Millivoltmeters. Dynamometers. KW meters. Oscilloscopes. Recorders. Signal generators — sweep, low distortion, true RMS, audio, RM, deviation. Tel. 040 376236. (2616)

More Hi-Tech Jobs

£8000 - £20,000

As a leading recruitment consultancy we have a wide selection of opportunities for high calibre Design, Development Systems and supporting staff throughout the UK

If you have experience in any of the following then you should be talking to us for your next career move

- ARTIFICIAL INTELLIGENCE • IMAGE PROCESSING
- MICRO HARDWARE & SOFTWARE • GUIDED WEAPONS
- OPERATIONAL RESEARCH • RF & MICROWAVE • OPTICS
- MATHEMATICAL MODELLING • SIMULATION • C³
- HIGH LEVEL PROGRAMMING • SYSTEMS ENGINEERING
- ACOUSTICS & SONAR • FLUID DYNAMICS • RADAR
- SATELLITES • AVIONICS • CONTROL • ANTENNA

Opportunities exist with National, International and consultancy companies offering excellent salaries and career advancement

For Free and Confidential career guidance call John Spencer or send a detailed C.V. Please quote reference WW/3



Skyquip Technical Services

85 High Street, Winchester, Hampshire. SO23 9AP
Tel: Winchester (0962) 69478 (24 hours) (2579)

Specialist recruitment for Aerospace Defence & Communications Industries

NEW INSTRUMENTS FROM STOCK
A BETTER CHOICE!

HENRY'S
AUDIO ELECTRONICS

SCOPES
 HITACHI • HAMEG • CROTECH

GENERATORS
 BLACK STAR • THANDAR
 LEADER • TRIO • SALDETA

MULTIMETERS
 THURLBY • SOAR • METRIX
 BECKMAN • THANDAR
 PLUS LOW COST RANGE

COUNTERS
 THANDAR • BLACK STAR

POWER SUPPLIES
 THURLBY • PLUS LOW COST
 RANGE

RANGE OF EQUIPMENT INCLUDES

TV TESTING: DIGITAL AND ANALOGUE
 MULTIMETERS: SCOPES: CLAMP METERS:
 INSULATION TESTERS: WOW/FLUTTER
 METERS: DISTORTION METERS: FUNCTION
 PULSE AND R-C GENERATORS: LCR BRIDGE:
 DIGITAL CAPACITANCE: MULTIPLEXERS:
 LOGIC ANALYSER: LOGIC PROBES:
 COUNTERS: POWER SUPPLIES:
 TRANSISTOR CHECKERS, ETC.

**PLUS COMPONENTS: TOOLS:
 COMPUTER SOFTWARE AND
 ACCESSORIES: SEMICONDUCTORS:**



301 Edgware Road, London W2 01-724 3564
 404 Edgware Road, London W2 01-724 0323
 ACCOUNT AND EXPORT ENQUIRIES 01-258 1831

OPEN 6
 DAYS A
 WEEK

FREE INSTRUMENT CATALOGUE
 Write, call in or phone

CIRCLE 118 FOR FURTHER DETAILS.

ELECTRONICS & Wireless world

INDEX TO ADVERTISERS

Appointments Vacant Advertisements appear on pages 95—103

	PAGE		PAGE		PAGE
Adenmore Ltd	34	Gemini Computer Systems Ltd	Outside back cover	Pantechnic	79
Advertising Standards Authority	94/89	Gould Electronics Ltd	44	Paxton Instrument	89
Airlink Transformers	26	GNC Electronics	80	Pineapple Software	80
AM Electronics	72	Hameg	55	PM Components	56, 57
Andelos Systems	72	Happy Memories	32	Powertran Cybernetics	83
Antex Electronics	Inside back cover	Harris Electronics	34	Protek	39
Armon Electronics Ltd	38	Harrison Bros.	65	PSP Electronics Ltd	20/37
Aspen Electronics Ltd	87	Hart Electronic Kits Ltd	87	Radiocode Clocks Ltd	38
Bamber, B. Electronics	32	Henry's Audio Electronics	104	Radio Component Specialist	2
Barrie Electronics Ltd	76	Henson R. Ltd	26	Raedek Electronics	39
Beckenham Peripherals	87	Hilomast Ltd	34	Ralfe Electronics	80
Black Star Ltd	49	ILP Electronics Ltd	68	Reprints	2
Cambridge Kits	49	Imhof — Bedco	7	Reticon, EG + G	16
Cambridge Microprocessor Systems	8	Instrument Rentals	37	Shackman Instruments	8
Carston Electronics	Loose insert	IQD	55	Sherwood Data Systems	72
Cavendish Automation	50	JDR Sheet Metals	38	Sowter, E. A.	50
Colomor (Electronics) Ltd	60/72	Johns Radio	76/79	Spectra Strip	37
Computer Appreciation	26	Keithley Instruments Ltd	16	Stewart of Reading	60
Costar Ltd	17	Kemo Ltd	37	Surrey Electronics Ltd	65
Cricklewood Electronics Ltd	32	Langrex Supplies Ltd	33	Tape Automation	83
Crotech Instruments Ltd	84	Levell Electronics	3	Taylor Bros. (Oldham) Ltd	49
Cybernetic Applications	65	LJ Electronics Ltd	79	Technomatic Ltd	12, 13
Dataman Design	67	Lowe Electronics	2	Tektronix UK Ltd	Inside front cover
Datapen Microtechnology	87	Lucas Control Systems Ltd	34	Telefusion - Dicon	66
Digitask Business Systems	76	Micro Concepts	7	Television	26
Display Electronics	90, 91	Microlease PLC	37	Thacker, A. H. & Sons	7
Electro-Metric Ltd	92	Micromake Electronics	66	Thandar Electronics	66
Electronic Brokers	6/10	Monolith Electronics	39	Thom EMI Instruments	25
Electroplan Ltd	37	Mowlem Microsystems	37	Thurlby Electronic Ltd	88
Electrovalue	68	Newrad Instrument Cases	49	Timebase	50
EMS Mfg Ltd	65	Number One System	38	TK Electronics	68
Essex Electronics Centre	60	Olson Electronics Ltd	Reader reply card	Triangle Digital Services	20
E & WW Edit. Feature List	94			Vesco	76
Field Electric Ltd	20			Vixen Hytech Ltd	84
Fieldtech Heathrow Ltd	94			Wagh Instruments	7
Fulcrum (Europe) Ltd	2			Wings Appeal	89

OVERSEAS ADVERTISEMENT AGENTS

France and Belgium: Pierre Mussard, 18 — 20 Place de la Madeleine, Paris 75008

Hungary: Ms Edit, Bajusz, Hungexpo Advertising Agency, Budapest XIV, Varosliget.
 Telephone: 225 008 — Telex: Budapest 22-4525 INTFOIRE

Italy: Sig C. Epis, Etas-Kompass, S.p.a. — Servizio Estero, Via Mantegna 6, 20154 Milan.
 Telephone: 347051 — Telex: 37342 Kompass

Japan: Mr Inatsuki, Trade Media — IBPA (Japan), B.212 Azabu Heights, 1-5-10 Roppongi, Minato-ku 106.
 Telephone: (03) 585 0581.

United States of America: Jay Feinnan, Business Press International Ltd, 205 East 42nd Street, New York, NY 10017 — Telephone (212) 867-2080 — Telex: 23827.
 Jack Farley Jnr., The Farley Coi, Suite 1584, 35 East Walker Drive, Chicago, Illinois 60601 — Telephone (312) 63074.
 Victor A. Jauch, Elmatex International, P.O. Box 34607, Los Angeles, Calif. 90034, USA — Telephone (213) 821-8581 — Telex: 18-1059.

Jack Mantel, The Farley Co., Suite 650, Ranna Building, Cleveland, Ohio 44115 — Telephone (216) 621 1919.
 Ray Rickles, Ray Rickles & Co., P.O. Box 2028, Miami Beach, Florida 33140 — Telephone (305) 532 7301.
 Tim Parks, Ray Rickles & Co., 3116 Maple Drive N.E., Atlanta, Georgia 30305 Telephone (404) 237 7432.
 Mike Loughlin Business Press International, 15055, memorial Ste 119, Houston, Texas — Telephone (713) 783 8673

Canada: Colin H. MacCulloch, International Advertising Consultants Ltd., 915 Carlton Tower, 2 Carlton Street, Toronto 2 — Telephone (416) 364 2269.

*Also subscription agents.

Printed in Great Britain by Index Printers Ltd., Oldhill, Dunstable, and typeset by Legendary Characters, South Street, Lancing, for the proprietors, Business Press International, Quadrant House, The Quadrant, Sutton, Surrey SM2 5AS © Business Press International 1985. Wireless World can be obtained abroad from the following: AUSTRALIA and NEW ZEALAND: Gordon & Gotch Ltd. INDIA: A. H. Wheeler & Co. CANADA: The Wm. Dawson Subscription Service Ltd., Gordon & Gotch Ltd. SOUTH AFRICA: Central News Agency Ltd. William Dawson & Sons (S.A.) Ltd. UNITED STATES: Eastern News Distribution Inc., 14th Floor, 111 Eighth Avenue, New York, N.Y. 10011.

ANTEX a world of soldering

Tomorrows Soldering Technology Today.

ANTEX has a worldwide reputation for quality & service & for many years has been one of the best known & most popular names in soldering. Always at the forefront of technology, ANTEX is continually researching new and better ways of achieving more accurate, reliable, and cost effective soldering. On ANTEX Soldering Irons, the advanced design of the interface between the element & the bit allows more efficient heat transfer to the bit and improved stability of the temperature at the point of contact with the work. Indeed, experiments have shown that an XS25 watt iron can be used for tasks where a 40 watt iron would normally have been required.

ANTEX Soldering Irons exhibit exceptionally low leakage currents & hence are suitable for use on Static Sensitive Devices. Sophisticated temperature controlled soldering units have recently been added to the ANTEX range.



SK5 Soldering Kit

Model XS

Model CS

Model C

TCSU-D
Temperature-Controlled
Soldering Unit



ST4 Stand

TCSJ1 Soldering Unit



Model C
- 15 Watts. Available for 250, 220, 115, 100, 50 or 24 volts.

Model XS
- 25 Watts. Available for 240, 220, 115, 100, 50, 24 or 12 volts.

Model XS-BP
- 25 Watts. 240 volts, fitted with British Plug.

ST4 Stand
- To suit all irons.

SK5 Soldering Kit. Contains model CS 240v Iron, an ST4 Stand and solder.

SK6 Soldering Kit. Contains model XS240v Iron, an ST4 Stand and solder.

SK5-BP and SK6-BP
Soldering Kits as above with British Plug.

Model CS
- 17 Watts. Available for 240, 220, 115, 100, 50, 24 or 12 volts.

Model CS-BP
- 17 Watts. 240 volts, fitted with British Plug.

TCSU1
- Very robust temperature controlled Soldering Unit, with a choice of 30 Watt (CSTC) or 40 Watt (XSTC) miniature irons. Range 65°C to 420°C. Accuracy 2%.

TCSU-D
Elegant Temperature Controlled Soldering Unit with 50 W Iron (XSD) and built around FERRANTI custom-made ULA. Range Ambient to 450°C. Accuracy $\pm 5^\circ\text{C}$. Zero crossing switching Detachable sponge tray.

ANTEX Made in England
ANTEX (Electronics) Ltd. Tel: 0752 667377 Telex: 45296
 Mayflower House, Plymouth, Devon. Please send literature, price list and my nearest stockist to:
 Name _____ Address _____ Telephone _____



CIRCLE 2 FOR FURTHER INFORMATION

PICK A CARD ...ANY CARD

Every card's a winner. The versatile 80-Bus system can be used for a host of applications: Process Control, Batch Counting, Robotics, Colour Graphic Displays, CAD/CAM, CNC; In Manufacturing, Telecommunications, Instrumentation, Laboratory Testing, Security Systems, Plant Control, Data Collection and Distribution.

Also, in smaller companies it can handle Accounts, Payroll, Wordprocessing, Stock Control, Program Compilation and Data Base Management ... whilst still being able to run specialist applications.

And because there is no wasted capacity with a Gemini, a system can cost a good deal less than you might think.

With Gemini you can buy a complete system, upgrade your existing 80-Bus system, or build your own.

So when you've had a look at the pack of cards below, plug yourself into our dealer network to discover how opening a new pack of cards with Gemini will help you pick a winner.

These represent just a small selection from our extensive range of cards.

GM811 Z80 CPU board with serial and parallel I/O

GM813 Z80 CPU board with 64K dynamic RAM, serial and parallel I/O

EV814 IEEE 488 interface board

GM816 Multiple parallel I/O board

GM824 8 bit A-D board

IO828 High resolution colour graphics board

GM832 Video controller board

GM833 512K RAM-DISK board

GM836 RS422 network interface

GM837 Medium resolution colour graphics board

GM839 Prototyping board

GM841 Extender board

GM842 Trackerball interface

GM844 8-way Backplane assembly

GM845 6-way Backplane assembly

GM846 3-way Backplane assembly

GM848 Multiple serial I/O board

GM849 Floppy disk controller/SCSI board

GM853 Byte-wide Eprom board

GM862 256K dynamic RAM board

GM863 Static RAM board

GM870 Modem board

GM888 8088 co-processor board

 **Gemini**
Computer Systems Limited

Springfield Road, Chesham, Bucks HP5 1PU.
Telephone: (0494) 791010. Telex: 837788

CIRCLE 113 FOR FURTHER DETAILS.