

# wireless world

NOVEMBER 1979 50p

Australia \$A 2.00  
Denmark Kr. 17.00  
Germany Dm. 5.00  
Greece Dr. 87.00  
Holland Dfl. 5.75  
Italy L. 1900  
New Zealand \$NZ 2.15  
Norway Kr. 17.25 incl. moms  
Singapore M \$ 4.35  
Spain Ptas. 140.00  
U.S.A. \$ 3.00  
Canada \$ 3.15

**Electrostatic  
headphones**

**Measuring  
sound power**

**Electronic  
speedometer**


**75th anniversary of  
the thermionic diode**






# We bring you more mobility

When portability is part of an oscilloscope's specification, Telequipment know exactly what you mean. Battery operated? — of course! Our three portables run for up to four hours on their rechargeable cells as well as external power if it's around. Light weight? — you bet! None of ours weigh more than around 12 pounds. High performance? — equal to most instruments a good deal bigger in the 5MHz to 15MHz range. And what about triggering features, sweep speeds and simplicity of operation? Find out exactly what we mean by portable, ask for our brochure.

**TELEQUIPMENT** 

Tektronix UK Ltd., PO Box 69, Coldharbour Lane, Harpenden, Herts. AL5 4UP.  
Tel: Harpenden 63141.



Front cover shows Fleming's first diode, patented November 1904 (see article in this issue). Photo: courtesy of The Marconi Company.

## IN OUR NEXT ISSUE

**Parallel-tracking pickup arm.** Constructional design using optical servo is much cheaper than commercial models.

**Control via the mains.** Using house wiring to send digital signals for remote control of domestic appliances.

**Why your speaker is full of foam.** Explaining the acoustics of domestic loudspeaker systems.

Current issue price 50p, back issue (if available) £1.00, at Retail and Trade Counter, Paris Garden, London SE1. Available on microfilm: please contact editor.

By post, current issue 79p, back issues (if available) £1.00, order and payments to Room CP34, Dorset House, London SE1 9LU.

**Editorial & Advertising offices:** Dorset House, Stamford Street, London SE1 9LU.

**Telephones:** Editorial 01-261 8620. Advertising 01-261 8339.

**Telegrams/Telex:** Wiworld Bispres 25137 BISPRS G. Cables Ethaworld, London SE1.

**Subscription rates:** 1 year £9.00 UK and \$31 outside UK.

**Student rates:** 1 year, £4.00 UK and \$15.50 outside UK.

**Distribution:** 40 Bowling Green Lane, London EC1R ONE. Telephone 01-837 3636.

**Subscriptions:** Oakfield House, Perrymount Road, Haywards Heath, Sussex RH16 3DH. Telephone 0444 59188. Please notify a change of address.

**USA mailing agents:** Expeditors of the Printed Word Ltd, 527 Madison Avenue, Suite 1217, New York, NY 10022. 2nd-class postage paid at New York.

© IPC Business Press Ltd, 1979  
ISSN 0043 6062



# wireless world

ELECTRONICS/TELEVISION/RADIO/AUDIO

NOVEMBER 1979 Vol 85 No 1527

## 45 Trickle, trickle little chip

46 Europe responds to Japanese video  
by Geoffrey Shorter and D. Fishman51 Electrostatic headphones  
by N. Pollock

## 56 World of amateur radio


59 News of the month  
WARC 79 starts in trouble      Post Office changes  
New Braille processor developed63 Slow counters  
by A. D. Ryder

## 66 Lord Louis Mountbatten

69 Two-metre s.s.b. and f.m. transceiver — 2  
by G. R. B. Thornley74 Electronic speedometer  
by A. J. Ewins79 Letters to the editor  
What's wrong with teletext      Citizens' band radio  
More on the nature of the electron82 Novatexts: unijunction astables  
by P. Williams85 Hall-effect magnetic field detection  
by D. Wedlake89 Circuit ideas  
Radio clock 12-hour display      Simple pulse splitter  
L.e.d. display for 808092 Measuring sound power  
by James Moir94 How I invented the thermionic diode  
by J. A. Fleming99 Soundfield microphone — 2  
by K. Farrar

## 104 New products

106 Sidebands  
by Mixer



## Ohms Law Rules O.K.

It is fashionable in avant-garde hi-fi circles to abandon the precepts of science and to endow equipment with personality.

Fortunately the electrons which whiz through the circuitry of your equipment are not conversant with fashion: if they were they'd probably die laughing and we would have H.I.D. (hysteria induced distortion) to add to T.I.D., T.P.D., B.L.T., and sundry other initial ailments which supposedly afflict your equipment. As it is, they behave predictably whatever others might wish to believe.

At Quad we apply the rules, *rigorously*, which largely explains why our products withstand the test of time.

For further details on the full range of QUAD products write to

The Acoustical Manufacturing Co. Ltd.,  
Huntingdon, Cambs. PE18 7DB  
Telephone: (0480) 52561


**QUAD** 

for the closest approach to the original sound

QUAD is a registered Trade Mark



# DON'T GAMBLE WITH PERFORMANCE BUY LEVELL VOLTMETERS




## A.C. MICROVOLTMETERS

VOLTAGE & dB RANGES	15 $\mu$ V, 50 $\mu$ V, 150 $\mu$ V . . . 500V fsd. Acc. $\pm 1\% \pm 1\%$ fsd $\pm 1\mu$ V at 1kHz. -100, -90 . . . $\pm 50$ dB. Scale -20dB/+6dB ref. 1mW/600 $\Omega$ .
RESPONSE	$\pm 3$ dB from 1 Hz to 3MHz, $\pm 0.3$ dB from 4 Hz to 1MHz above 500 $\mu$ V. TM3B filter switch: LF cut 10Hz, HF cut 100kHz, 10kHz or 350Hz.
INPUT IMPEDANCE	Above 50mV: 10M $\Omega$ < 20pF. On 50 $\mu$ V to 50mV: >5M $\Omega$ < 50pF.
AMPLIFIER OUTPUT	150mV at fsd.

type **£120**  
TM3A

type **£133**  
TM3B




## BROADBAND VOLTMETERS

H.F. VOLTAGE & dB RANGES	1mV, 3mV, 10mV . . . 3V fsd. Acc. $\pm 4\% \pm 1\%$ fsd at 30MHz. -50, -40 . . . +20dB. Scale -10dB/+3dB ref. 1mW/50 $\Omega$ .
H.F. RESPONSE	$\pm 3$ dB from 300kHz to 400MHz. $\pm 0.7$ dB from 1MHz to 50MHz.
L.F. RANGES	As TM3.
AMPLIFIER OUTPUT	Square wave at 20Hz on H.F. with amplitude proportional to square of input. As TM3 on L.F.

type **£185**  
TM6A

type **£199**  
TM6B



## D.C. MICROVOLTMETERS

VOLTAGE RANGES	30 $\mu$ V, 100 $\mu$ V, 300 $\mu$ V . . . 300V. Acc. $\pm 1\% \pm 2\%$ fsd $\pm 1\mu$ V. CZ scale.
CURRENT RANGES	30pA, 100pA, 300pA . . . 300mA. Acc. $\pm 2\% \pm 2\%$ fsd $\pm 2$ pA. CZ scale.
LOG. RANGE	$\pm 5\mu$ V at $\pm 10\%$ fsd, $\pm 5$ mV at $\pm 50\%$ fsd, $\pm 500$ mV at fsd.
RECORDER OUTPUT	$\pm 1$ V at fsd into > 1k $\Omega$ .


type **£99**  
TM10

Fully detailed specification sheets are available on request for our complete range of portable instruments. Prices are ex-works, carriage, packing and VAT extra. Optional extras are leather cases and power units.

**LEVELL** ELECTRONICS LTD.


MOXON STREET, BARNET, HERTS., EN5 5SD.  
TEL: 01-449 5028/440 8686

# 40 years



DANAVOX (GT. BRITAIN) LTD.  
"BROADLANDS" BAGSHOT ROAD,  
SUNNINGHILL, ASCOT, BERKS.  
TEL: 0990 23732/6; TELEX: 84584

of research... "on components and accessories for dictating machines, tele-communications, hearing aids and electroacoustic equipment etc."




STETOCLIP JUNIOR 60 HEADSET




STETOCLIP LIGHTWEIGHT HEADSET




SENIOR STETOCLIP HEADSET



STETOMIKE BOOM MICROPHONE HEADSET



STANDARD & SUB-MINOR EARPHONES




PLASTIC EARHANGERS



DANAMIC FIDELITY EARSET



STETOTUBE HEADSET



2,5 mm and 3,5 mm JACK PLUGS & SOCKETS



DANASOUND HEADSET




DANASONIC INDUCTION AUDIO LOOP RECEIVER



SUBMINIATURE SWITCHES

# Our main competitor!

The stiffest opposition we find against making a sale for a bench power supply is your old friend alongside. There are thousands of them still working perfectly after more than 10 years in service.



Around 40,000 L series bench power supplies have been sold and the latest units are still uncompromising in performance and reliability. They provide constant voltage or constant current, feature large recessed meters, overload and short-circuit protection, coarse and fine adjustment controls, a separate output switch and LED indicators for mains on and current limit.

**Models available**

L50-05	0-50V, 0.5A	L12-10C*	0-12V, 10A
L30-1	0-30V, 1A	LT50-05	twin output unit 2 x 0-50V, 0.5A
L10-3C*	0-10V, 3A	LT30-1	twin output unit 2 x 0-30V, 1A
L30-2	0-30V, 2A	LT30-2	twin output unit 2 x 0-30V, 2A
L30-5	0-30V, 5A	*with adjustable overvoltage protection	

For full specification and prices contact:



FARNELL INSTRUMENTS LIMITED · WETHERBY · WEST YORKSHIRE LS22 4DH · TEL. 0937 63541 or 01-864 7433

## Digital Multimeter Model 2010A Kit



Only £49.95 + VAT

+ £3.50 P&P

### BRIEF SPECIFICATIONS:

3½ Digit Lab standard. Basic accuracy 0.1% ± 1 Digit.  
6 functions with 31 ranges.  
Autozero, autopolarity, overrange indication.  
Laser trimmed resistor network.  
Built in calibration procedure.  
DC Volts: 100µV to 1 kV in 5 ranges  
AC Volts: 100µV to 1 kV in 5 ranges  
DC Current: 0.1µA to 10 A in 6 ranges  
AC Current: 0.1µA to 10 A in 6 ranges  
Resistance: 0.1Ω to 20 MΩ in 6 ranges  
ACV frequency response: 40 Hz to 40 KHz  
Diode Test current: 0.1µA, 10 µA, 1mA  
Input Impedance: 10 MΩ on ACV and DCV  
Overload protection: 1200 VDC or RMS on all voltage ranges  
except 250 VDC or RMS on 200 mV and 2V AC ranges.  
Fuse protected on Ohms and mA ranges.  
Power requirements 4.5 to 6.5 VDC (4 "C" cells)  
Optional: NiCd batteries or AC adaptor/charger  
Display: 0.36" (9 mm) Digits reading to ± 1999

## Digital Frequency Counter Model 7600 Kit



TCXO Time Base

Only £69.95 + VAT

+ £3.50 P&P

### BRIEF SPECIFICATIONS:

- Frequency Range: Switch selectable, 10 Hz to 60 MHz, 10MHz to 600MHz guaranteed (10MHz to 700 MHz typical).
- Sensitivity: < 10mV to 60MHz, 25mV to 150MHz (50mV to 450MHz typical) • Impedance: 1MΩ/20pF (60MHz), 50Ω (600MHz)
- Accuracy: ± 1Hz + time-base accuracy • Ageing: < 2 ppm/yr
- Temperature Stability: 0.08 ppm/°C (< ± 1 ppm, 20°C to 40°C typical) • Resolution: 1Hz\*, 10Hz, 100Hz • Gate Time: Switch Selectable, 100 msec, 1 sec • Display: 7-digit LED • Input overload protection, automatic decimal point placement • Power Requirement; 7.5 - 15 VAC/VDC @ < 250mA. (\* 1Hz Resolution with switch is an optional accessory.)

## Digital Capacitance Meter Model DCM 1000 Kit



Only £69.95. + VAT

+ £3.50 P&P

4 Digits. 1pF- 9999 µF  
Quartz crystal time base for exact capacitance measurements.  
4 ranges: 1/pF 0000-9999pF  
2/µF 0000-9999µF  
3/µF 00.00-99.99µF  
4/µF 0000-9999.µF  
Accuracy: 1pF, 2pF ± 1% of reading ± 1 count  
3/µF ± 1.5% of reading ± 1 count  
4/µF ± 2% of reading ± 1 count  
Time base: 5,579MHz ± 0.05% accuracy  
Operating temp. range +5°C to +45°C  
LED display (13mm)  
Power requirements; 6 to 12VDC, 250mA

## Digital Clock-Thermometer Model DTU 101 Fully Assembled & Tested




Only £29.95 + VAT

+ £2.00 P&P

For internal and external temperature measurements and normal time clock, with alarm capability.  
Digital thermometer: °C or °F (-40° to +90°C.)  
Digital clock with hrs., min., and sec. readout.  
Alarm clock: 24 hour time readout.  
Stop watch function up to 59 min.  
Adjustable display illumination.  
Complete with case all parts and instruction manual (Optional: Automatic alternating parts for alternating readout of time and temperature £5.95.)

## 100 in 1 Universal Experimenters Kit.



Only £14.95. + VAT

+ £1.50 P&P

Electronics Experimenters kit with 100 different projects. Contains latest parts such as solar cells, ICs, transistors, photocells, etc. Make music, fire alarm, telephone amplifier, thermometer and solar and light experiments. Complete manual included.

Order now! Write to:  
**Timwood Ltd.**  
14 Albert Street, Cowes,  
Isle of Wight, England Telex 86892  
Send payment with your order





As individual oscilloscope and digital multimeter, SuperScope and The Ultimate Multi-mate are market sensations in their own right. As a matched pair, they complement each other to perfection.

# Supermate

- The Ultimate Multi-mate (PM 2517)**
- ★ 9999 led or lcd display
  - ★ V dc accuracy  $\pm 0.2\%$  reading  $\pm 5$  digits
  - ★ True RMS reading of AC voltage and current
  - ★ Autoranging with manual override
  - ★ Comprehensive overload protection
  - ★ Current measurements to 10A
  - ★ Accessories include temperature and data hold probes

Further information about both instruments is available from the Philips Electronic Instruments Department at Pye Unicam (see below for address). The instruments may be purchased from the department or from the following distributors: British Tungsram, West Road, Tottenham, N17 0RN; Philips Service (call at your local Philips Service Shop — there are 25 throughout the country. Telephone 01-686-0505 for the address of your nearest branch); Wessex Electronics Ltd, 114-116 North Street, Downend, Bristol BS16 5SE.

In addition, The Ultimate Multi-mate only is also available from ITT Instrument Services, Edinburgh Way, Harlow, Essex CM20 2DF and Rank Radio International, Watton Road, Ware, Herts.

- SuperScope (PM 3207)**
- ★ Philips quality and advanced technology in design and construction
  - ★ 15 MHz. dual trace
  - ★ Auto triggering from either channel with adjustable level between peaks. TV triggering, too
  - ★ 5mV sensitivity - the same X and Y
  - ★ Display modes: A, A  $\pm$  B, A &  $\pm$  B,  $\pm$  B
  - ★ Big, rectangular screen giving a full 80 sq. cm trace space



**Test & Measuring Instruments**




**Pye Unicam Ltd**  
 Philips Electronic Instruments Dept.,  
 York Street, Cambridge, England CB1 2PX.  
 Tel: Cambridge (0223) 358866 Telex 817331

# PHILIPS

WW — 056 FOR FURTHER DETAILS

## S100-the British way



The Vero S100 Sub Rack is a 19" rack mountable development kit, complete with its own power supply and backplane motherboard, for the construction and evaluation of microprocessor based systems to the S100 format. The power supply provides three voltage levels — +8V, +18V and -18V. The Sub Rack has its own cooling fan providing airflow across the boards and the power supply. A full range of allied items to enable a complete system to be constructed are available.



**VERO ELECTRONICS LTD RETAIL DEPT.**  
 Industrial Estate, Chandler's Ford,  
 Hampshire SO5 3ZR  
 Tel: (04215) 62829

ORDER CODE	ITEM DESCRIPTION
188-2341H	S100 Sub Rack
06-0095L	S100 Dip Board
06-2337L	S100 High Density Board
06-2338F	S100 Square Pad Board
15-1630K	Compatible Connector (Solderlug)
15-1632L	Compatible Connector (Miniwrap)
09-2340H	S100 Extender Board
48-8345K	Mk. II D Series Case
75-2867G	Keyboard Console
79-1729L	Verowire Wiring Kit

WW — 069 FOR FURTHER DETAILS

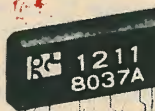
# TOKO MAKE THE WORLD'S BEST RANGES OF COILS.

It seems a long time since TOKO first revolutionized the coil manufacturing business with their unique ranges of miniature RF and IF coils. Many imitators have come - and gone - in the meantime, but none have managed to equal TOKO's consistent quality, and skill in innovative coil design. However, perhaps TOKO's supremacy in designing and supplying these types of wound component has tended to overshadow the other product areas of TOKO's manufacturing capability. So the rest of this advertisement is devoted to semiconductors, ceramic and mechanical filters, and their new low cost ceramic resonator to replace the costly quartz crystal in many MPU and ultrasonic systems. And don't forget - not only do we offer you some exciting and innovative products in print - the supply is carefully maintained at all times through the only stockist/distributor of signal frequency processing coils in the UK.

## SEMICONDUCTORS

**Wide capacity range tuning diodes: KV1210 and KV1220 series**  
A unique range of matched dual and triple diodes, possessing tuning capacity ranges in excess of 15:1 (1 - 9 v, or 1-25v series.) The diodes are supplied in either a single package, or in a snap-apart package, where each anode and cathode is separately available, and circuit layout flexibility is unrestricted. The two basic series are for either 9v or 25v maximum bias, with a maximum matching deviation of only 2% over the entire bias range.

Electrical characteristics		Each diode - 9v series (25 volt series)			units	conditions
Item	Symbol	min	typ	max		
Reverse voltage	$V_{BR}$	20 (30)			V dc	$I_R = 10\mu A$
Leakage	$I_R$	100			nA	$V_R = 15v (25v)$
Capacitance	$C_{1v}$	440	500	560	pF	$V_R = 1v, f = 1MHz$
		(510)		(620)	pF	
Capacity ratio	$C_{1v-9v}$	15	17			$f = 1MHz$
	$C_{1v-25v}$	(20)	(22)			
Q (both series)		200				$V_R 1v, f = 1MHz$
Temp. Coeff.	TCQ	500			ppm/°C	$V_R 5v, f = 1MHz$
		(130)				$V_R 13v, f = 1MHz$



SIL package



Snap-apart package(s)

### Ordering information:

Structure	9v	25v
3 SIL	1210	1220
2 SIL	1211	1221
3 s/a	1215	1225
2 s/a	1216	1226

SIL : Single in line  
s/a : Snap apart  
Prefix all types "KV"



The TOKO range of ICs is based largely on custom applications in radio/audio, calculator, printer and allied applications. Custom designs in all major technologies are available, and the standard list includes:

AM/FM complete radio and IF amplifier devices KB4402 (CA3089E), KB4420 (HA1137), KB4400 (MC1310), KB4419 (AM/FM portable radio IC), KB4420 (HiFi AM tuner IC), KB4436 (FM noise blanker IC), KB4423 (Noise blanker IC), KB4437 (Pilot cancel stereo decoder IC), KB4438 (Muting HiFi audio preamp - two channel)

Clock LSI : The MK50366/50372 direct drive multifunction clock/timer ICs for LED or Fluorescent displays.

Driver arrays for gas discharge/fluorescent displays, gas ignition drivers etc.

## FILTERS



TOKO's new CFSH series of FM IF filters have been designed for excellent thermal and long term stability in applications such as communications and car radio. Three basic bandwidths are available to suit various standards. Spurious responses in the 8-12MHz region are typically below 50dB down.  
1off : 60p      100 off: 36p each

CFM2-455

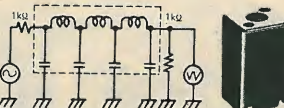


TOKO's CFM2 series of AM mechanical filters are available in the range 200-600kHz. The mechanical design ensures low spurious response, and excellent stability when compared to cheap ceramic filter alternatives. With the appropriate input/output matching transformers, a shape factor of better than 3:1 is possible. Stock types are centered on 455kHz versions.  
1off : 65p      100off: 45p



### Coil block filters:

TOKO expertise in coil design is reflected in the wide range of very high specification, low cost filter blocks for radio and audio. Several standard ranges have evolved for use in 19/38kHz stereo pilot tone notching, and other custom requirements may be readily met from the standard range of tuneable inductances in the 1-50mH range held by AMBIT.



Examples from stock types:

19/38kHz mono filter	1 off £1.00
	100 off £0.65
6 pole FM linear phase filter	1 off £2.45
	100 off £1.36

## CHOKES



TOKO's range of fixed inductors is based on three main styles (as illustrated). Between them, a range covering 1uH to 120mH in E24 series is available, with other values available to special order. (Subject to min order quantity.) The rigid pins are suitable for all types of automatic insertion, and are spaced on 5mm centres. Prices are unbeatable compared to other types of choke:

Type	1-49	50-99	100-499
7BA	16p	9.5p	7.2p
8RB	19p	16p	12p
10RB	33p	27p	21p

7BA covers 1uH to 1mH  
8RB covers 100uH to 36mH  
10RB covers 1mH to 120mH  
(Tuneable signal chokes are also available in this range)

## DIGITAL FREQUENCY TUNING SYSTEMS

In keeping with TOKO's policy of being prepared for all the latest advances in radio technology - Ambit have been carrying out extensive work on evaluating the new digital frequency synthesiser systems from the major manufacturers. Hardware for evaluation is available now. Mullard's uniquely versatile LN123/4 system for professional communications of all types, the low cost 'RTS' serial data controlled system for up to around 200MHz in consumer and amateur radio applications. National Semiconductor's DS8906 AM/FM synthesiser using a single IC for prescaler/serial programmable counter/phase detector. Hitachi's dedicated AM/FM/SW car radio MPU controlled system. OKI electric's solution with on board RAM station recall. Fairchild's versatile FEX2500 system for radio/TV. Plessey's various offerings for professional, commercial and industrial applications. Plus any others that are made available to us for general release in the meantime.

And as well as the synthesiser hardware, there are various radio systems to use as building blocks. And as you might have come to expect from Ambit, the radios are just as technology conscious as the rest of the system. Not simply an afterthought in the shape of MPU specialists idea of a wireless to hang on the end of 'his baby'.

The synthesiser driven units include both bandswitched versions of fully DC operated LW/MW/FM receivers, FM only, AM only - and a new continuously tuned 5kHz to 30MHz system with switched bandwidth IFs and most of the features you would expect to find on systems costing ten or twenty times more.

Plus, of course, VHF tuners ranging from 30MHz to 220MHz in our standard PIN agc 4 and 6 circuit variants. In other words, a total package approach to radio in the eighties - from one source.

As well as the synthesiser systems, Digital Frequency Readouts are already available with either Fluorescent, LED or LCD. All the standard IF offsets for AM/FM, plus the new DFM4 with the addition of 10.7MHz and 2MHz offsets in the SW

range. 100Hz AM resolution, 4mA consumption at 5v, 10kHz VHF resolution.

In other words, something that covers nearly all applications and requirements up to 200MHz (or 399.99MHz with the appropriate prescaler).

Next time you are thinking about any form of radio system, either consumer, communications or any associated aspect - remember that TOKO coils are available ex-stock from Ambit, or to custom specifications. A full range of chokes from one microhenry to 120 millihenries, with tuneable versions with as much as 40% tuning range.

To complement this range, Ambit also offer various crystal and ceramic filters to communications standards, a wide range of semiconductors, including JFET, MOSFET signal amplifiers. (40673/3SK51 - 100+ 33p). 100W power MOS devices, varicaps of all sorts, plus most other semiconductor requirements for your system. (Plessey 1600 series now in stock.)

TOKO UK Ltd., Ward Royal Parade, Alma Road, Windsor, Berkshire TLX.848095 TOKO G  
Exclusively stocked and distributed in the UK by  
AMBIT INTERNATIONAL, 2 Gresham Road, Brentwood, Essex. tel (0277) 227050/216029

WW - 076 FOR FURTHER DETAILS

# WATTS & RMS

Some instruments claim true RMS but are AC coupled, so that a composite input cannot be measured without calculation -

not so the WM80!

For true RMS or Power with 'difficult' wave-forms the WM80 AC/DC Test Set is a new instrument giving direct readings. Measurements of true RMS, true Average and Peak values are given for:-

Voltages in the range 30mV to 500V  
Current in the range 1mA to 15A


Other direct readings are obtained for:-

Power in the range 3mW to 7.5KW  
Frequency in the range 10Hz to 10KHz.

Indirect determinations can be made of

- Power factors
- Form factors
- Crest factors

The WM80, at a price of less than £200, is the latest product from WPA Ltd., a company well known in the Science Education field where they have been serving the needs of schools and universities for over a decade.




**WPA** WALDEN PRECISION APPARATUS LTD.  
SHIRE HILL, SAFFRON WALDEN,  
ESSEX CB11 3BD (Tel: 0799 23018)

WW - 022 FOR FURTHER DETAILS



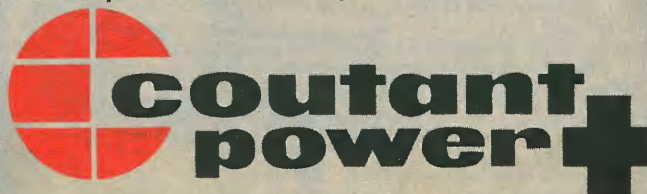
# get proven reliable lab power

L Series - for  
12 years, a firm  
favourite with  
engineers.



Constant current and voltage modes over three voltage ranges from 0-60V - ideal for a wide variety of laboratory applications. Continuously variable but highly stable outputs combine with proven reliable circuit design to provide trouble-free operation into any type of load. Outputs are fully floating. Either terminal may be grounded. Series or parallel operation - the units may be series connected in the voltage mode or parallel connected in the constant current mode - is an important feature. Both single and twin units are compact in design, occupying minimum valuable bench space. Voltage and current, set by multi-turn or concentric potentiometers, can be monitored on separate or dual scale moving coil meters.

Available ex-stock.  
Send for price breaks and full specifications.



England Coutant Electronics Limited, Trafford Road,  
Reading RG1 8JR. Tel. Reading 55391.  
Telex 847519.

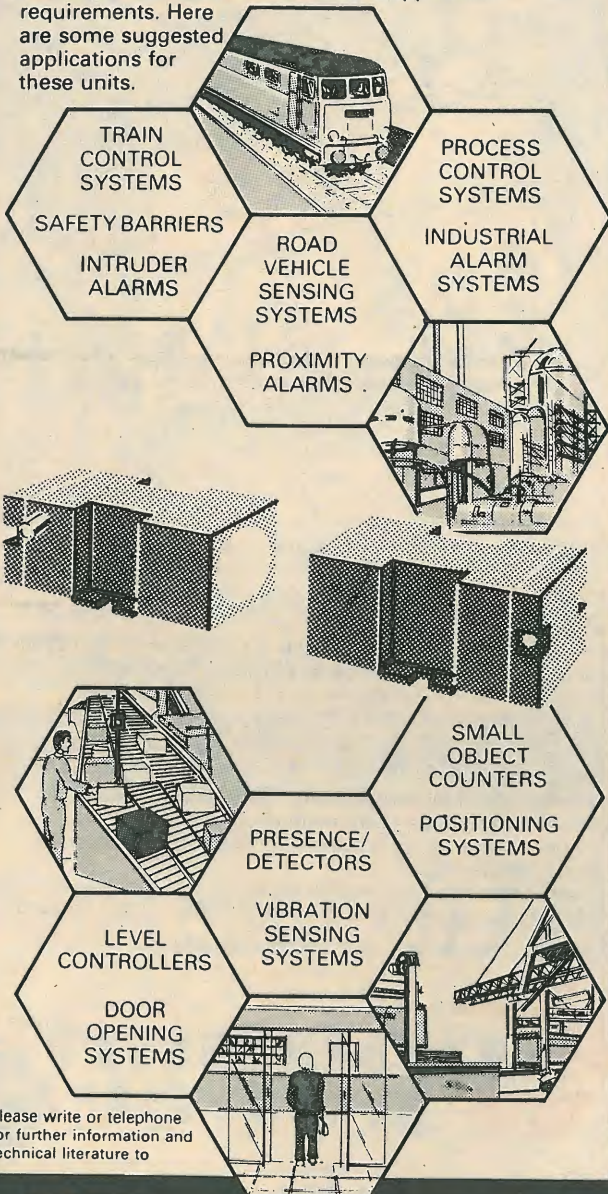
France Coutant S.A., 14-16 rue Gabriel, Peri-  
92120 Montrouge. Tel. (010331) 656-05-15.  
Telex 204813F.

Coutant also operate in all other European countries.

WW - 088 FOR FURTHER DETAILS

# THE JAMES SCOTT INDUSTRIAL MICROWAVE RANGE OF EQUIPMENT

The James Scott range of Microwave equipment offers industrial users a greater choice of alternative systems in robust, industrial, cast aluminium housings, for a wide variety of applications. The range is made up of standard sub-assemblies which can be permuted to suit individual application requirements. Here are some suggested applications for these units.



Please write or telephone for further information and technical literature to

**JAMES SCOTT**  
**(Electronic Engineering) Ltd**  
 CARNTYNE INDUSTRIAL ESTATE  
 GLASGOW G32 6AB Tel: 041-778 4206 Telex 778286



## Microcomputers are coming - ride the wave! Learn to program

Millions of jobs are threatened, but millions more will be created through the microcomputer revolution. Will YOU sink or swim? Be one of the people who welcomes computers and the end of boring jobs.

Learn BASIC - the language of the small computer and the most easy-to-learn computer language in widespread use. Teach yourself with a course which takes you from complete ignorance step-by-step to real proficiency - all you need to start with is a knowledge of simple arithmetic and the use of decimals. And you don't need a computer.

This unique course comes as four A4 books, written by three authors well-known in the fields of microcomputing, self-instruction and writing clear English. In 60 straightforward lessons you learn the five essentials: problem definition, flowcharting, coding the program, debugging, and preparing clear documentation.

Every lesson has thought-provoking questions and we never ask for mindless drudgery. You will know that you are mastering the material and feel a rare satisfaction. Harder problems are provided with a series of graded hints, a unique and really helpful approach. So you never sit glassy-eyed with your mind a blank. First time through, you may need to read most of the hints, but you will soon learn to tackle tough programming tasks - such as writing programs for computer games, preparing graphs on an output printer, calculating compound interest tables and estimating costs.

## COMPUTER PROGRAMMING IN BASIC £7.50

**Book 1** Computers and what they do well; READ, DATA, PRINT; powers, brackets, variable names; LET; errors; coding simple programs.  
**Book 2** High and low level languages; flowcharting; functions; REM and documentation; INPUT, IF...THEN, GO TO; limitations of computers, problem definition.  
**Book 3** Compilers and interpreters; loops, FOR...NEXT; RESTORE; debugging; arrays; bubble sorting; TAB.  
**Book 4** Advanced BASIC; subroutines; string variables; files; complex programming; examples; glossary.

## THE BASIC HANDBOOK £11.50

This best-selling American title usefully supplements our BASIC course with an alphabetical guide to the many variations that occur in BASIC terminology. The dozens of BASIC 'dialects' in use today mean programmers often need to translate instructions so that they can be RUN on their system. The BASIC Handbook is clear, easy to use and should save hours of your time and computer time. A must for all users of BASIC throughout the world.

## FORTRAN COLORING BOOK £5.40

"If you have to learn Fortran (and no one actually wants to assimilate it for the good of the soul) buy this book. Forget the others-this one is so good it will even help you understand the standard, dense, boring, unintelligible texts." *New Scientist*.

## A.N.S. COBOL £4.40

Covers the most widely used computer language in business today. It teaches how to write a COBOL program and compile it effectively, paying proper attention to spelling, punctuation, and format.

## THE ALGORITHM WRITER'S GUIDE £3.40

FLOW CHARTS & ALGORITHMS help you present: safety procedures, government legislation, office procedures, teaching materials and computer programs by means of YES and NO answers to questions.

**The Algorithm Writer's Guide** explains how to: define the questions, put them in the best order and draw the flow chart, with numerous examples shown. All that students require is an aptitude for logical thought. Size: A5, 130 pages. This book is a MUST for those with things to say.



# Cambridge Learning Enterprises

## Understand Digital Electronics

In the years ahead the products of digital electronics technology will play an important part in your life. Calculators and digital watches are already commonplace. Tomorrow a digital display could show your vehicle speed and fuel consumption; you could be 'phoning people by entering their name into a telephone which would automatically look up their number and dial it for you.

These courses were written by experts in electronics and learning systems so that you could teach yourself the theory and application of digital logic. Learning by self-instruction has the advantages of being faster and more thorough than classroom learning. You work at your own pace and must respond by answering questions on each new piece of information before proceeding.

After completing these courses you will have broadened your career prospects and increased your fundamental understanding of the rapidly changing technological world around you.

## DIGITAL COMPUTER LOGIC AND ELECTRONICS £6.50

Digital Computer Logic and Electronics is designed for the beginner. No mathematical knowledge other than simple arithmetic is assumed, though the student should have an aptitude for logical thought. It consists of four volumes - each A4 size - and serves as an introduction to the subject of digital electronics. Everyone can learn from it - designer, executive, scientist, student, engineer.

- Book 1** Binary, octal and decimal number systems; conversion between number systems.
- Book 2** AND, OR, NOR and NAND gates and inverters; Boolean algebra and truth tables.
- Book 3** Positive ECL; De Morgans Laws; designing logic circuits using NOR gates.
- Book 4** R-S and J-K flip flops; binary counters, shift registers and half adders.

## DESIGN OF DIGITAL SYSTEMS £10.50

Design of Digital Systems is written for the engineer seeking to learn more about digital electronics. Its six volumes - each A4 size are packed with information, diagrams and questions designed to lead you step-by-step through number systems and Boolean algebra to memories, counters and simple arithmetic circuits, and finally to a complete understanding of the design and operation of calculators and computers. Contents include:

- Book 1** Octal, hexadecimal and binary number systems; conversion between number systems; representation of negative numbers; complementary systems; binary multiplication and division.
- Book 2** OR and AND functions; logic gates; NOT, exclusive-OR NAND, NOR and exclusive-NOR functions; multiple input gates; truth tables; De Morgans Laws; canonical forms; logic conventions; Karnaugh mapping; three-state and wired logic.
- Book 3** Half adders and full adders; subtractors; serial and parallel adders; processors and arithmetic logic units (ALUs); multiplication and division systems.
- Book 4** Flip flops; shift registers; asynchronous and synchronous counters; ring, Johnson and exclusive-OR feedback counters; random access memories (RAMs) and read only memories (ROMs).
- Book 5** Structure of calculators; keyboard encoding; decoding display data; register systems; control unit; program ROM; address decoding; instruction sets; instruction decoding; control programme structure.
- Book 6** Central processing unit (CPU); memory organization; character representation; program storage; address modes; input/output systems; program interrupts; interrupt priorities; programming; assemblers; computers; executive programs; operating systems and time sharing.

## O-LEVEL ENGLISH LANGUAGE £6.50

More and more jobs require a C-GRADE PASS, and over 250,000 people fail to get this every year. Will one of them be in your family? This new course, written by experts in a style that's serious yet fun to read, shows you how to mark your own work and compare it with the work of other people in their exam year. Set your own pace and assess your results immediately with no postal delays: watch your speed and standards improve. In Book 1 learn how you will be marked on COMPREHENSION, Book 2 covers SUMMARY, PUNCTUATION & SPELLING, and Book 3 coaches you in the principles of COMPOSITION. Size: 3 A4 volumes totalling 250 pages.

## SELF-INSTRUCTION COURSES

"WE'RE JUST CHECKING THE FAULT OUT NOW SIR JOHN"



**CAMBRIDGE LEARNING ENTERPRISES, UNIT 34, RIVERMILL SITE, FREEPOST, ST. IVES, HUNTINGDON, CAMBS PE17 4BR, ENGLAND.**  
TELEPHONE: ST. IVES (0480) 67446

All prices include worldwide postage (airmail extra)  
If order comes to £15 or more, deduct £2  
Please allow 21 days for delivery

**GUARANTEE** No risk to you.  
If you are not completely satisfied your money will be refunded.

Please send me the following books:

- ..... **Computer Programming in BASIC (4 books) at £7.50**
- ..... **The BASIC Handbook at £11.50**
- ..... **FORTRAN Coloring Book at £5.40**
- ..... **A.N.S. COBOL at £4.40**
- ..... **Algorithm Writer's Guide at £3.40**
- ..... **Digital Computer Logic & Electronics (4 books) at £6.50**
- ..... **Design of Digital Systems (6 books) at £10.50**
- ..... **O-Level English Language (3 books) at £6.50**

I enclose a \*cheque/PO payable to Cambridge Learning Enterprises for £.....

Please charge my

\* Access/Barclaycard/Visa/Eurocard/Mastercharge/Trustcard  
account no. .... (\*delete where applicable)

Signature.....

Telephone orders from credit card holders accepted on 0480-67446 (Ansafone). Overseas customers (inc. Eire) should send a bank draft in sterling drawn on a London Bank, or quote credit card number.

Name .....

Address .....

Cambridge Learning Enterprises, Unit 34, Rivermill Site, FREEPOST, St. Ives, Huntingdon, Cambs PE17 4BR, England.

# Carston Electronics

specialists in  
second user test and  
measuring instruments

**AS  
NEW**

**EX STOCK  
DELIVERY**

## Oscilloscopes

### TEKTRONIX 465

DC-100MHz Dual Trace 5mV-5V/Div  
0.05µs-0.5s/Div Delayed T/B XY DC 4MHz  
**£1200**

### TEKTRONIX 475A

DC-250MHz Dual Trace 5mV-5V/Div  
0.01µs-0.5s/Div Delayed T/B XY DC 3MHz  
**£1950**

**THESE INSTRUMENTS SOLD  
WITH ONE YEAR FULL  
GUARANTEE**

## Other New Additions to our Stock —

<b>Amplifiers</b>	
MICRO MOVEMENTS	
M1229 AC Amplifier and Strain Gauge Conditioning Unit	60
M1270 DC Amplifier 15mV-150V	50
2 and 10 channel rack systems available	
<b>Counter Timers</b>	
HEWLETT PACKARD	
5300A/5303B DC-520MHz 6 Digit	210
RACAL	
835 DC-15MHz 6 Digit	100
Time interval/Period/Ratio	
<b>Distortion Systems</b>	
RADFORD	
DMS2 10Hz-100KHz meter	160
LDO2 10Hz-100KHz Oscillator	160
<b>Modulation Meters</b>	
MARCONI	
TF2300A AM/FM 1000MHz	495
<b>Oscilloscopes</b>	
DYNAMCO	
7210 DC-15MHz Dual Trace	230
PHILIPS	
PM3210 DC-25MHz Dual Trace	325
TEKTRONIX	
547/1A1 DC-50MHz Dual Trace DTB	525
547/1A4 DC-50MHz Four Trace DTB	625
Plug-ins for 500 Series	
1A1 Dual Trace Plug-in DC-50MHz	225
1A2 Dual Trace Plug-in DC-50MHz	180
1A4 Four Trace Plug-in DC-50MHz	375
1A5 Differential Plug-in	175
Z Differential Plug-in	140
81 Adaptor Plug-in 1A Series to 580 Series	75
TELEQUIPMENT	
D34 DC-15MHz Dual Trace	
Batt/Mains Portable	450
<b>Power Meters</b>	
MARCONI SAUNDERS	
6460 10MHz-40GHz (Depending on Head)	300
6420 10MHz-12.4GHz 10mw	75
6421 10MHz-12.4GHz 100mw	75
6422 10MHz-12.4GHz 1mw	50
6428 26.5-40GHz 10mw	50
<b>Pulse Generators</b>	
EH	
120D 100Hz-10MHz 20V/50Ω RT 1ns	100
122 1KHz-200MHz 5V/50Ω RT 12ns	220
123 1KHz-20MHz 20V/50Ω RT 7ns	130
139(L) 10Hz-50MHz 10V/50Ω RT 6ns	175
1221 Timing Unit 6 Channel	
0-10MHz 5V/50Ω RT 8ns	50
<b>Recorders</b>	
HEWLETT PACKARD	
680M 5 Inch Stripchart Single Pen	
5mV-120V I/P 20cm/min-2.5cm/Hr	295
SOUTHERN INSTRUMENTS	
10-100 6 Channel U.V. 5-1,000mm/sec	250
M1330 10 Channel U.V. 5-2500mm/sec	325
Selection of Galvanometers available	
@ £15.00 each	
YOKOGAWA	
3046 10 inch Chart Single Pen	
0.5mV-100V I/P 2.60cm/min and/Hr	350
3047 2 Pen Version of 3046	425
<b>Voltmeters Digital</b>	
FARNELL	
DM131B 1999 FSD AC/DC/OHMS/Current/Temp.	110
SOLARTRON	
LM1420.2 2300 FSD DC Only 0.05%	140
LM1420.2BA 2300 FSD AC True RMS/DC	190

# More second user bargains

**Acoustic**  
**BRUEL & KJAER**  
 2203 Precision sound level meter 400  
 2204 Precision sound level meter 475  
 1613 Octave filter set couples directly to 2203 & 2204 250  
 4216 Artificial Mouth 25  
 2624 Charge Amplifier 65  
**CEL**  
 112 LEQ meter-digital readout 450  
**Bridges etc.**  
**DAWE**  
 210B Decade Capacitance box 0.1 µF-1 mF 0.1 µf step 20  
**MUIRHEAD**  
 D30A Wheatstone bridge test set 75  
**Cable Test Equipment**  
 TF2333 Transmission Test Set 575  
 STC  
 742268 Telephone cable test set 120  
 74216A Noise Generator CCITT 240  
 74261A Psophometer CCITT 475  
**Circuit Magnification**  
**MARCONI**  
 TF1245/46/47 'Q' Meter with Oscillators 525  
**Counter Timers**  
**HEWLETT PACKARD**  
 5263A Time interval plug-in 60  
**MARCONI**  
 TF2414A DC-40 MHz 7 digits 170  
 TF2422 Frequency divider to 300 MHz 30  
**RACAL**  
 9024 10 Hz-600 MHz 7 +1 digits 325  
 9059 DC-560 MHz with battery pack 300  
 9835 DC-15 MHz 6 digits 145  
 9837 DC-80 MHz 6 digits 190  
**Logic Analysers**  
**HEWLETT PACKARD**  
 1601L Logic state analyser 12 channel display 600  
**Mains Monitors**  
**AMPROBE**  
 LAV3X Mains voltage recorder 45  
**GE**  
 FB31A Surge monitor records mains spikes + filter 85  
**RUSTRAK**  
 288 + CT Clamp-on AC recording ammeter 95  
**Modulation Meters**  
**AIRMEC**  
 210 1-300 MHz AM/FM 195  
 409 3-1500 MHz AM/FM 325

Prices from £

**MARCONI**  
 TF2300A 1-1000 MHz AM/FM 520  
**Oscilloscopes**  
**ADVANCE**  
 OS1000A DC-20 MHz dual trace 310  
**COSSOR**  
 110/111 DC-20 MHz dual trace 325  
 110/112 DC-1 MHz differential 275  
**HEWLETT PACKARD**  
 1707B20 DC-75 MHz dual trace D.T.B. 700  
**TEKTRONIX**  
 7A13 DC-100 MHz differential comparator 350  
 7B70 Dual time base with 7B71 } delayed sweep (for 7000 series) 275  
 536 Mainframe 11 MHz X-Y 100  
 519 1 GHz Real Time. Matching accessories included 850  
 535A/CA DC-15 MHz dual trace DTB 250  
 545B/CA DC-24 MHz dual trace DTB 350  
 585A/81 DC-80 MHz dual trace DTB 550  
 454 DC-150 MHz dual trace DTB 1350  
**TELEQUIPMENT**  
 D54 DC-10 MHz dual trace 240  
 D75 DC-50 MHz dual trace D.T.B. (Portable) 560  
 D83 DC-50 MHz dual trace D.T.B. (Bench) 575  
**Oscilloscope Probes - Voltage**  
**HEWLETT PACKARD**  
 1121A 500 MHz 90  
**TEKTRONIX**  
 P6046 Differential probe DC-100 MHz 215  
**Oscilloscope Cameras**  
**HEWLETT PACKARD**  
 195A Pack film polaroid 190  
 198A Pack film polaroid 120  
**TEKTRONIX**  
 C30AR Roll film polaroid 130  
**Power Meters**  
**HEWLETT PACKARD**  
 432A/478A 10 MHz-10 GHz wideband with bolometer 350  
**Power Supplies**  
**ROBAND**  
 T101 50 V 1 A Variable 30  
**SOLARTRON**  
 As 751 50 V 1 A Variable 25  
**STARTRONIC**  
 117 20 V 0.5 A Variable 25  
**SYSTRON DONNER**  
 LNG 16-10 16 V/10 A variable 75

Prices from £

**Pressure & Displacement Transducers**  
**ELECTRO MECHANISMS**  
 LVDT DC linear variable ±0.50 inches 25  
**Pulse Generators**  
**E. H. RESEARCH**  
 G7105 V/50 Ω 30 Hz-50 MHz RT 5 ns 100  
 132AL 50 V/50 Ω 5 Hz-3 MHz RT 12 ns 175  
**LYONS INSTRUMENTS**  
 PG2E 10 V/50 Ω 1 Hz-16 MHz RT 10 ns 130  
 PG23 10 V/50 Ω 1 Hz-10 MHz RT 5 ns 135  
**SYSTRON DONNER**  
 101 10 V/50 Ω 10 Hz-10 MHz RT 5 ns 95  
**Recorders & Signal Conditioning Equipment**  
**BRUNO WOELKE**  
 ME102B Wow and flutter meter 75  
 ME102C Wow and flutter meter 90  
**MICROMOVEMENTS**  
 M400 Galvo 300 Hz 50 µA/cm 26  
 M1000 Galvo 600 Hz 0.34 mA/cm 25  
 M1600 Galvo 1000 Hz 0.4 mA/cm 26  
 M8000 Galvo 5 kHz 15.5 mA/cm 26  
**SIEMENS**  
 KOMP III 2 pen potentiometric roll chart 425  
**Signal Sources & Generators**  
**ADVANCE**  
 H1 15 Hz-50 KHz 40  
**DAWE**  
 410C 0.1 Hz-10 KHz 40  
**HEWLETT PACKARD**  
 200CD 5 Hz-600 kHz O/P 10 V RMS 75  
 8693/100 3.7-8.3 GHz 5 mW sweeper plug-in 525  
 608E 10-480 MHz AM 410  
 618C 3.8-7.6 GHz FM 1600  
 620B 7-11 GHz FM 1600  
**MARCONI**  
 TF791 FM Deviation Meter 4-1024 MHz 95  
 TF801D1 10-470 MHz AM/PM 150  
 TF885 0-12 MHz Sine/Square 75  
 TF995A/2 1.5-220 MHz AM/FM 350  
 TF995B/5 0.2-220 MHz AM/FM 475  
 TF2005A Two tone 20 Hz-20 KHz 200  
**ROHDE & SCHWARZ**  
 SWOB II 0.5-1200 MHz 50 Ω 950  
**TEXSCAN**  
 VS40 1-300 MHz sweeper 450  
**WAYNE KERR**  
 S121 10 Hz-120 KHz 25  
 022B 10 Hz-10 MHz 75

Prices from £

**Spectrum Analysers**  
**HEWLETT PACKARD**  
 141T Display unit storage 845  
 8552A I.F. Plug-in 1200  
 8553L 1 kHz-110 kHz Plug-in 1650  
 8554L 500 kHz-1250 MHz Plug-in 1200  
**Temperature & Humidity**  
**LEE-DICKENS**  
 HP5 Humidity probe 130  
 HUMIGUN Temp/humidity probe with meter 215  
**RAYTEK**  
 T1000 Infra-red thermoprobe 200  
**Vibration**  
**DAWE**  
 1461 CV(M) Portable Vibration Analyser Kit 450  
**Voltmeters - Analogue**  
**BOONTON**  
 93A 20 Hz-20 MHz True RMS 260  
**BRADLEY**  
 CT471C AC/DC/Ω/current multimeter and RF 115  
**HEWLETT PACKARD**  
 427A AC/DC/Ω multimeter 275  
 3406A 10 kHz-1.2 GHz 395  
**KEITHLEY**  
 610B Electrometer recorder O/P 330  
**LINSTEAD**  
 M2B DC/AC 10 Hz-500 kHz 25  
**MARCONI**  
 TF2603 AC voltmeter to 1.5 GHz 300  
**NORMA**  
 U-Function Dual channel peak/RMS meter 325  
**PHILIPS**  
 PM2454B AC voltmeter to 12 MHz 225  
**Voltmeters - Digital**  
**ADVANCE**  
 DMM3 1999 FSD AC/DC/Ω/current 85  
**DANA**  
 5230 119999 FSD AC/DC 175  
**FLUKE**  
 8300A 119999 FSD DC only 150  
**HEWLETT PACKARD**  
 3474/2 9999 FSD AC/DC/Ω 185  
**SOLARTRON**  
 A200 19999 FSD DC only 160  
 A205 19999 FSD AC/DC/Ω 300  
 7045 19999 Auto AC/DC/OHMS 295  
 7050 99999 Auto AC/DC/OHMS 395  
**Wave Analysers**  
**GENERAL RADIO**  
 1232A Tuned amplifier and null detector 20 Hz-20 KHz 75  
**HEWLETT PACKARD**  
 302A 20 Hz-50 kHz 75 db range 375  
**WAYNE KERR**  
 A321 20 Hz-20 KHz. Sens. -75 db 125



# Carston

Carston Electronics Limited  
 Shirley House, 27 Camden Road, London NW1 9NR. Telex: 23920


Contact David Kennedy **01-267 5311/2**

WW - 092 FOR FURTHER DETAILS

**Redundant Test Equipment**  
 Why not turn your under-utilized test equipment into cash? Ring us and we'll make you an offer.

VAT charged at Standard Rate

# The World at your finger tips with **EDDYSTONE**



**10kHz to  
1000MHz**

Receivers offering complete coverage from 10kHz to 1000MHz available to meet most stringent requirements, with supporting accessories. (Model 1837/2 illustrated).

Eddystone receivers are in current use by: \* WORLD EMBASSIES \* INTERNATIONAL ORGANIZATIONS \* POLICE FORCES \* INTERNATIONAL PRESS \* GOVERNMENT DEPARTMENTS \* UNIVERSITIES



**Eddystone Radio Limited**  
Member of Marconi Communication Systems Limited  
Alvechurch Road, Birmingham B31 3PP, England  
Telephone 021 475 2231. Telex 337081

SOLE RETAIL DISTRIBUTORS IN THE UK

**SONIC SOUND AUDIO** 

248 - 256 Tottenham Court Road, London W1. Telephone 01-637 1908

WW — 078 FOR FURTHER DETAILS

## Are your meters good enough?

If your recordings are spoilt by uneven levels and overloads—install Soundex professional PPM's now.




See us on Stand 609 at Electronics '79, Olympia, November 20-23rd where the full Soundex range will be on display.

The Soundex PPM 402 priced at £34.95 (plus VAT), has a closely specified electrical performance with a meter scale that has been developed from the BBC and VU scales providing high clarity and accuracy of indication. Special Features include:—

- Bipolar rectification
- Closed loop meter drive
- Wide frequency response
- Low current consumption
- Amplitude dependant amplifier
- Attack and decay circuits

Send for technical literature on the new 402

**FREE**  
LINE-UP OSCILLATOR  
WORTH NEARLY £5  
WITH ALL ORDERS  
PLACED BY  
NOVEMBER  
23RD '79



**Bulgin Electronics**  
One of the Bulgin Group of Companies. **Soundex Ltd**  
Park Lane, Broxbourne, Herts, Tel: Hoddesdon 64455

WW — 079 FOR FURTHER DETAILS



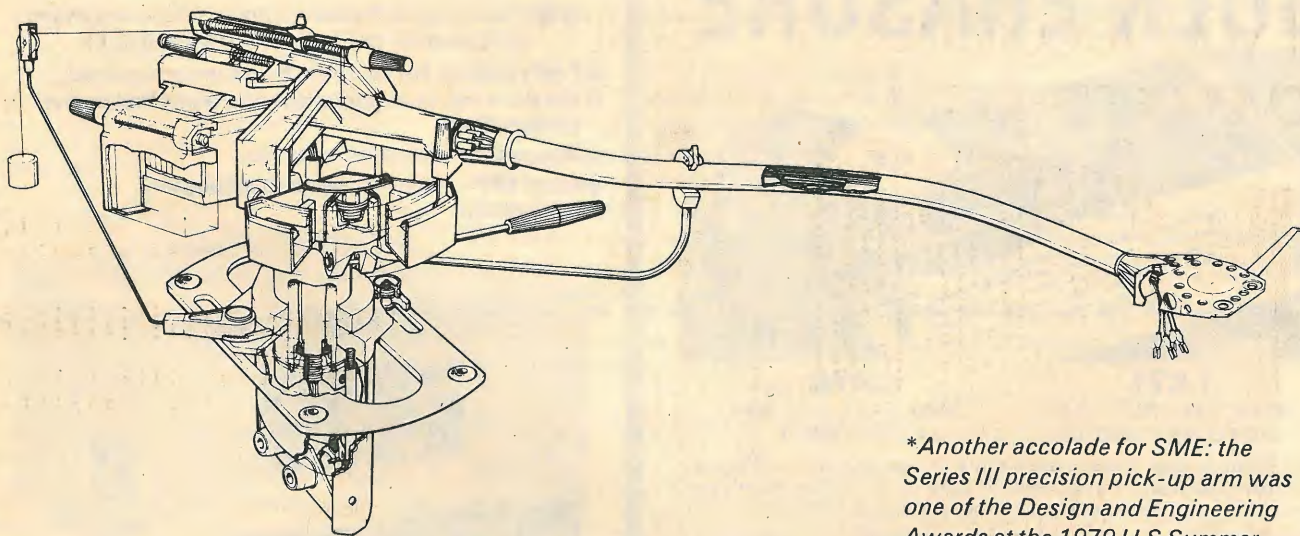
## The pre-eminent pick-up arm

Whilst able to explore the best of the present, the Series III precision pick-up arm anticipates the greater engineering elegance of impending miniature cartridges which may weigh as little as one and a half grammes.

Its unique patented balance system minimises mass and inertia, presenting optimum conditions for even the most delicate transducer.

No other pick-up arm is as versatile, a reason why the Series III is already playing its part in the development of tomorrow's cartridges.

Choose it for your listening pleasure today with confidence in the future.



*\*Another accolade for SME: the Series III precision pick-up arm was one of the Design and Engineering Awards at the 1979 U.S Summer Consumer Electronics Show, the only pick-up arm to be acknowledged in this way.*

# SME

**Series III precision pick-up arm**

*The best pick-up arm in the world*

Write to Dept 0655,  
SME Limited, Steyning, Sussex,  
BN4 3GY, England

# PORTABLE PRECISION


A range of 3½ digit LCD multimeters offering high precision and extended battery life. All feature 0.5" LCD read-out with 'battery low' warning, inputs protected against overloads and transients, Auto-polarity, Auto-zero, rugged ABS cases and a full 1-year warranty.

The LMM-200 is a compact handheld multimeter with 0.5% basic accuracy and 15 different ranges. It measures voltage from 0.1mV to 500V, current from 0.1uA to 2 Amps, and resistance from 0.1Ω to 2MΩ.

The LMM-2001 is an identical instrument but with 0.1% basic accuracy.

The LMM-100 has an adjustable handle, a 2,000 hour battery life and is ideally suited to field or bench use. It measures voltage from 0.1mV to 1KV, current from 0.1uA to 2 Amps, and resistance from 0.1Ω to 20MΩ. 0.1% basic accuracy.

Lascar Electronics Ltd., Unit 1, Thomasin Road, Basildon, Essex.  
Telephone No: Basildon (0268) 727383.



FROM **£34.95** +VAT

	£	P & P	VAT	TOTAL
LMM-200	34.95	1.00	5.39	41.34
LMM-2001	44.95	1.00	6.89	52.84
LMM-100	69.95	1.50	10.72	82.17
TEST LEADS	1.95	0.25	0.33	2.53

To: Lascar Electronics, Unit 1, Thomasin Road, Basildon, Essex.

Please send me Data

LMM-100 £82.17  LMM-200 £41.34  LMM-2001 £52.84  TEST LEADS £2.53

Name \_\_\_\_\_

Address \_\_\_\_\_


Tel. No. \_\_\_\_\_

I enclose cheque/P.O. value \_\_\_\_\_

A

WW — 009 FOR FURTHER DETAILS

## VIDEO or AUDIO BULK ERASURE



**LR71**

MAX REEL SIZE 11½"  
VIDEO AND AUDIO

**LR70**

MAX REEL SIZE 8½"  
AUDIO ONLY

LR70/71 bulk tape erasers are simple to operate and will erase cassettes, cartridges and reels of tape up to a maximum reel size of 11½" and tape width of 1", quickly and efficiently.

LR70/71 bulk erasers are currently used in Broadcast Companies, Recording Studios, Government Departments, Educational Establishments and the Computer Industry.

Quality equipment moderately priced



LEEVERS-RICH EQUIPMENT LIMITED

319 Trinity Road, Wandsworth  
London SW18 3SL  
01 874-9054 Telex 923455

WW — 058 FOR FURTHER DETAILS

## Painless Hz!

NEW from Anders. Panel-mounted frequency meters with easy-to-read, precise digital display.

- Fast reading. No separate transducers required.
- Versions for most generator and electrical power applications.
- Rugged, reliable and accurate.
- From £39 — competitive with analogue equivalents.



Ask for further details on the new Contrology Range of DIGITAL Wattmeters, Voltmeters, Ammeters, Frequency Meters, Power Factor Meters and matching DC panel meters. Standard versions ex-stock.

## ANDERS MEANS METERS

Anders Electronics Ltd., 48-56 Bayham Place, London, NW1 0EU  
Tel: 01-387 9092 Telex: 27364

WW — 074 FOR FURTHER DETAILS

# Britain's Best Breadboard Buy at Breadboard '79

**FREE ENTRY TICKET WORTH £1.00 WITH EVERY PURCHASE**

All over Britain, hobbyists are discovering Britain's Best Breadboard Buys. At the London Breadboard exhibition '79 on Stand Nos. F1, F2 and G1, G2, CSC will be exhibiting their full range of breadboards.

Here is your chance to obtain a special ticket for Breadboard '79 worth £1.00 absolutely FREE.

Cut out the coupon below and take it along to one of our listed dealers, and make a purchase of any of our breadboards and receive your special FREE ticket — see you at Breadboard '79.

Take the coupon to any of these main dealers:

**LONDON**

Rastra Electronics Ltd., 279-281 King Street, Hammersmith, London W6

Cubegate Ltd., Audio Electronics, 301 Edgware Road, London W2 1BN

Technomatic Ltd., 17 Burnley Road, London NW10 1ED

Precision Instrument Labs., Instrument House, 727 Old Kent Road, London SE15

**MANCHESTER**

Shudehill Supply Co., 53 Shudehill, Manchester M4 4AW

**BUCKINGHAMSHIRE**

West Hyde Development, Unit 9, Park Street Industrial Estate, Aylesbury, Bucks HP20 1ET

Best Electronics (Slough) Ltd., Unit 4 Farnburn Ave., Slough, Bucks SL1 4XU

**KENT**

Lawtronic, 13a High Street, Edenbridge, Kent TN8 5AX

**NEWCASTLE**

Aitken Bros., 35 High Bridge, Newcastle upon Tyne

**SCOTLAND**

Marshalls, 85 West Regent Street, Glasgow G2

F. Brown & Co., 45 George IV Bridge, Edinburgh EH1 1E3


**LEEDS**

Leeds Amateur Radio Club, Cookridge Street, Leeds 1


**HERTFORDSHIRE**

BI-PAK, 3 Baldock Street, Ware, Herts.

**CONTINENTAL SPECIALTIES CORPORATION**



**CSC UK LTD. EUROPE, AFRICA, MIDEAST**  
 Dept. 7cc, Shire Hill Industrial Estate, Units 1 and 2  
 Saffron Walden, Essex CB11 3AQ  
 Tel. Saffron Walden (0799) 21682. Telex: 817477



EXP 650

**EXP 325** Built in bus-bars accepts 8, 14, 16 and up to 22 pin ICS. **£1.60**

**EXP 350** 270 contact points, ideal for working with up to 3 x 14 pin DIPS. **£3.15**

**EXP 650** For microprocessor chips. **£3.60**

**EXP 4B** An extra 4 bus-bars in one unit. **£2.30**

**EXP 300** The most widely sold breadboard in the UK; for the serious hobbyist. **£5.75**

**EXP 600** 6" centre channel makes this the Microprocessor Breadboard. **£6.30**

**PB6** Professional breadboard in easily assembled kit form. **£9.20**

**PB100** Kit form breadboard recommended for students and educational uses. **£11.80**

The above prices do not include P&P and 15% VAT

**The Experimentor System**

4 ways to order Experimentor Systems

1. EXP 300PC which includes one item. A matchboard pre-drilled PCB — £1.32
2. EXP 302 which includes three items. Three 50-sheet scratchboard workpads — £1.68
3. EXP 303 which includes three items. Two matchboards and an EXP 300 solderless breadboard — £8.60
4. EXP 304 which includes four items. Two matchboards and EXP 300 breadboard and a scratchboard workpad — £9.30

This coupon entitles the holder to a free ticket worth £1.00 to Breadboard '79, with the purchase of any listed breadboards

1. EXP 325 £2.70	Qty. Reqd.	2. EXP 350 £4.48	Qty. Reqd.
3. EXP 650 £5.00	Qty. Reqd.	4. EXP 4B £3.50	Qty. Reqd.
5. EXP 300 £7.75	Qty. Reqd.	6. EXP 600 £8.30	Qty. Reqd.
7. PB6 £11.73	Qty. Reqd.	8. PB 100 £14.72	Qty. Reqd.

**Experimentor System**

1. EXP 300PC £2.38	Qty. Reqd.	2. EXP 302 £2.79	Qty. Reqd.
3. EXP 303 £11.04	Qty. Reqd.	4. EXP 304 £11.85	Qty. Reqd.

Boxed prices include P&P and 15% VAT

If no dealer in your area contact CSC direct.

**Continental Specialties Corporation, (U.K.) Limited, Dept 7cc,**

Unit 1, Shire Hill Industrial Estate, Saffron Walden, Essex Tel: (0799) 21682

NAME .....

ADDRESS .....

FREE catalogue tick box

I enclose cheque/PO for £.....  
 or debit my Barclaycard, Access, American Express card  
 No. .... Exp. date .....  
 or Tel: (0799) 21682 with your card number and your order will be in the post immediately.



# THINK OF A SHAPE



S 500D — dual channel  
up to 500W/RMS per  
channel DC-20 KHZ

## Whatever it is, the **H||H** 'S' range of power amplifiers will handle it

The **H||H** 'S' range is designed to handle heavy industrial usage in the fields of vibrator driving, variable frequency power supplies and servo motor systems.

### S 500D

Dual Channel  
19" rack mount 3½" high  
500w r.m.s. into 2.5 ohms per channel  
900w r.m.s. in bridge mode  
DC-20 KHZ at full power  
0.005% harmonic distortion (typical) at  
300w r.m.s. into 4 ohms at 1 KHZ  
3KW dissipation from in-built force cooled  
dissipators

### S 250D

Single Channel  
19" rack mount 3½" high  
500w r.m.s. into 2.5 ohms  
Retro-convertible to dual channel  
DC-20 KHZ at full power  
Full short and open circuit protection  
Drives totally reactive loads with no  
adverse effects

A complete range of matching transformers and peripheral equipment for closed loop, constant current and voltage use are available.

Alternative input and output termination to order. Rack case for bench use built to specifications. For complete data write or call.



## Kirkham Electronics


MILL HALL, MILL LANE, PULHAM MARKET, DISS, NORFOLK IP21 4XL  
DIVISION OF K.R.S. LIMITED  
TELEPHONE (037 976) 639/594

FRANCHISED COMMERCIAL AND INDUSTRIAL AGENTS FOR **H||H** ELEC-

# Top value test equipment from TANDY

## LCD DIGITAL MULTIMETER.

Low-cost hand held digital multimeter with a full 3½ digit LCD display. 0.5% basic accuracy, auto polarity operation. 10 Mohm DC input impedance. Reading to ± 1999.




**Scales:**  
**DC volts:** 1mV to 1000V (1% ± 1 digit accurate).  
**AC volts:** 1mV to 500V (1% ± 2 digits accurate).  
**DC current:** 1µA to 200mA (1% ± 1 digit accurate).  
**Resistance:** 10hm to 20 MOhms (1.5% ± 1 digit accurate).  
**Power source:** 9V battery or AC with optional adaptor.  
**Size:** 155 x 75 x 30 mm.  
 22-198

**PRICE**  
**53.19**

## LOW-COST LCD MULTIMETER COMPONENTS AND PARTS

A portable, compact sized multimeter with a full 3½ digit LCD display. Auto polarity operation, low battery indicator. 10 MOhm Input impedance.

**Scales:**  
**DC volts:** 2 20 200 1000V.  
**AC volts:** 200 500V.  
**DC current:** 2 20 200MA.  
**Resistance:** 2 20 200 2000 KOHM.  
**Power source:** 9V battery or AC adaptor.  
**Size:** 37 x 85 x 130 mm.  
 22-197




**PRICE**  
**39.93**

CAT. No.	DESCRIPTION	PRICE
276-032	LED	4 for 69p
276-033	LED	2 for 48p
276-034	LED	2 for 59p
276-142	Infra-Red Emitter Detector Pair	£1.37
277-1003	12V DC Automotive Digital Clock Module	£17.52
276-9110	6 pin edge connector for 277 1003	40p
276-1373	Power Transistor Mounting Hardware	50p
276-1363	TO 220 Heat Sink	60p
276-1364	TO 3 Heat Sink	81p

## AC/DC 8 MHz OSCILLOSCOPE

A new approved 8MHz version of last years' winner! The advance design features of this oscilloscope make it an absolute essential for industrial uses on production lines, in laboratories and schools. Ideal for radio and TV servicing, audio testing, etc.

**Specifications:**  
**Horizontal axis:** Deflection sensitivity better than 250mV DIV. **Vertical axis:** Deflection sensitivity better than 10mV DIV (1DIV 6mm). Bandwidth: 0.8MHz. **Input impedance:** 1MOhm parallel capacitance 35pF. **Time base:** Sweep range: 10Hz - 100kHz (4 ranges). Synchronization: Internal ( ) **Size:** 200 x 155 x 300mm. Supply: 220 240 50Hz. 22-9501.



**PRICE**  
**137.36**

You save because we design, manufacture, sell and service. Tandy have over 7,000 stores and dealerships worldwide. Over 2,500 products are made

specifically for or by Tandy at 16 factories around the world. The quality of our products has been achieved by over 60 years of continuous technological advancement.


KNOWN AS RADIO SHACK IN THE U.S.A. MAKERS OF THE WORLD'S BIGGEST SELLING MICROCOMPUTER TRSHU

# TANDY

The largest electronics retailer in the world.

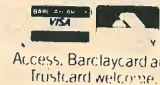
Offers subject to availability. Instant credit available in most cases.

OVER 170 STORES AND DEALERSHIPS NATIONWIDE.




## TANDY DEALER

Most items also available at Tandy Dealers. Look for this sign in your area.



Access. Barclaycard and Trustard welcome.

## Greenwood Electronics offer you six different de-solder tools for *all* applications



**ORYX SR-2**  
High power de-solder tool with anti-recoil safety spring.

**ORYX SR3A/S**  
Mini-silver de-solder tool. A more powerful version of the SR3A.

**ORYX SR3A**  
Mini-orange. Our most popular model, the industry's standard tool.

**The NEW ORYX SR3A/Micro**  
Identical to the SR3A but has a finer nozzle – only 1.5mm internal diameter.

**The Micro-Mini SR6**  
Only 1/8" diameter. Weighs only 1 oz – the smallest, really effective de-solder tool available.

**ORYX 881**  
Bulb Solder Sucker. Handy, lightweight and easy to use.

### Greenwood Electronics

Portman Road, Reading, Berks. RG3 1NE Tel: (0734) 595844 Telex: 848659

WW — 018 FOR FURTHER DETAILS

# You can get a lot out of our free catalogue



## Future Film Developments

36/38 Lexington Street, London, W1R 3HR.

Tel: 01-437 1892/3

Tlx: 21624 ALOFFD G

WW — 050 FOR FURTHER DETAILS

# The new Toolrange catalogue



## still the only catalogue of its kind

The New Toolrange Catalogue is still the only comprehensive single source of electronic tools and production aids.

The product range has almost doubled since last year and now over 2,000 tools, toolkits and service aids are illustrated in full colour.


Products from over 100 top manufacturers are available from stock.

Over 60,000 catalogues are now in circulation. If you don't have one simply write, telephone or telex Toolrange for your free copy.

# Toolrange

Upton Road, Reading, Berks. RG3 4JA  
Telephone: Reading (0734) 22245 Telex: 847917

### IQXO-100 SERIES LOW PROFILE CRYSTAL CLOCK OSCILLATORS



- Hermetically sealed metal package
- DIL compatible
- 20.70L x 13.08W x 5.08H (mm)

The frequency range 600 Hz to 30 MHz is covered by both CMOS (600 Hz - 8 MHz) and TTL (150 KHz - 30 MHz) types having an overall tolerance of  $\pm 0.01\%$  from 0 to  $+70^\circ\text{C}$ . For more stringent requirements,  $\pm 0.01\%$  from  $-55$  to  $+125^\circ\text{C}$  is available.

*Many frequencies can be supplied from stock.*

# IQD

**INTERFACE QUARTZ DEVICES LTD**

29 Market Street, Crewkerne, Somerset TA18 7JU  
Crewkerne (0460) 74433 Telex 46283 inface g

WW - 073 FOR FURTHER DETAILS

**PRODUCTION  
TESTING**

**DEVELOPMENT**

**SERVICING**

**POWER UNITS**

Now available with  
3 OUTPUTS



Type 250VRU/30/25

OUTPUT 1: 0-30v, 25A DC

OUTPUT 2: 0-70v, 10A AC

OUTPUT 3: 0-250v, 4A AC


ALL  
Continuously  
Variable

## Valradio

VALRADIO LIMITED, BROWELLS LANE, FELTHAM  
MIDDLESEX TW13 7EN  
Telephone: 01-890 4242/4837

WW - 034 FOR FURTHER DETAILS





# How...Why...When?

Distress calls are made every day—hundreds each year, and in every case questions are asked. Questions which require accurate, up-to-the-minute answers. Answers that can only come from reliable and immediately accessible communications recordings.

When police, ambulance, fire, local ATC and other services are called upon, either by radio or telephone, they often receive hasty, garbled messages—sometimes several at a time. In such instances a positive need for communications


recording arises—a need for a system with instant message trace and replay—at the touch of a button—and at any speed to assist intelligibility.

All these facilities, and more, are available in the Racal Recorders 'Callstore' cassette recorder/reproducer. Actuated either by incoming audio signals or by local or remote control, Callstore uses four cassette transports, each giving up to four separate channels, including a search control track which is cued at the beginning of each message.

For details write to:

Racal Recorders Limited  
Hardley Industrial Estate  
Hythe, Southampton,  
Hampshire, SO4 6ZH  
England.  
Telephone: 0703 843265.  
Telex: 47600.

## **RACAL**



**Callstore**, from Racal Recorders, answers all the questions.


WW — 063 FOR FURTHER DETAILS

**LDO5 + LDMS2 = 0.002%**

**for only £700**

*Send for details today!*

- LDO5**
- 0.002% distortion across audio band
  - Excellent amplitude stability
  - Fast settling time, even at low frequencies
  - 10Hz — 100k Hz, sine and square wave
  - Auto Link output
- LDMS2**
- Measurement to 0.003% f.s.d.
  - 60dB of automatic nulling
  - No frequency range switching required
  - Switchable high pass and low pass filters
  - Auto Link input



**Wayne Kerr Radford**


**The dynamic range**

Wilmot Breden Electronics Limited · Durban Road Bognor Regis West Sussex PO22 9RL England · Phone Bognor (02433) 25811 · Telex 86120

WW — 062 FOR FURTHER DETAILS

**OLSON**


**PORTABLE MAINS DISTRIBUTION TO SUIT ALL NEEDS!**



**New! Slim Jim**

Dim. 1 3/4" x 2 1/2" x 18 3/4"  
£12.15. PP 85p + VAT

**Special design for DJs**




**8-Channel Disco Unit £33**  
Plus P&P £2 + VAT

19" Rack Mounting Type 13A/4SW/R £16.80. P&P £1 + VAT.



**Instant Trunking System for Wall or Bench Mounting**

**NEW! 10 sockets switched in sloping box**




Type 13A/10SW £27.50. P&P £1.85 + VAT

**TR6 — 6 sockets switched £21.50**

**TR9 — 9 sockets switched £25.50**  
Plus P&P £2 + VAT

COMPLETE WITH 6FT. CABLE AND 13-AMP FUSED PLUG.

- 4 sockets 13A ..... £12.75
  - 6 sockets 13A ..... £15.00
  - 4 sockets 13A switched ..... £14.45
  - 6 sockets 13A switched ..... £16.75
- + Post £1 + VAT



**Mains Isolating Unit**


The Olson mains isolating unit is an essential bench item for safety when testing and repairing mains-operated equipment. The isolating transformer has an earthed screen and is rated 250VA.

£38 + P&P £2 + VAT

ALL DISTRIBUTION PANELS ARE FITTED WITH MK SOCKETS & PLUG  
Send for details of complete range

OLSON ELECTRONICS LTD., FACTORY NO. 8, 5-7 LONG ST., LONDON E2 8HJ  
TEL. 01-739 2343

WW — 061 FOR FURTHER DETAILS



# Your attention please!

In the world of sound system equipment PAC-SYSTEM amplifiers offer the widest range of plug-in mainframe variables — AM and FM tuners, monitor amplifiers, graphic equalisers, ambient noise sensors, alarm and tone signal generators and total system status monitoring.

We can supply everything you need for a reliable installation, simply and economically.

Because every unit just plugs in, there is never any need for costly special units, and with this versatile plug-in system expansion is virtually limitless.

Such a versatile system can confidently satisfy your exact requirements for public address, sound distribution or reinforcement, teleconferencing and life safety.

Please tick as required.

For further information on this product

Complete range of sound equipment



Name \_\_\_\_\_


Position \_\_\_\_\_

Attach this coupon to your letter heading and send to:  
**MILLBANK ELECTRONICS GROUP LIMITED, MARKETING SERVICES UNIT,  
 P.O. BOX 33, UCKFIELD, SUSSEX. ENGLAND.**

# TOTAL AMPLIFICATION FROM CRIMSON ELEKTRIK

WE NOW OFFER THE WIDEST RANGE OF SOUND PRODUCTS —

### STEREO PRE-AMPLIFIER



**CPR 1 — THE ADVANCED PRE-AMPLIFIER.** The best pre-amplifier in the U.K. The superiority of the CPR 1 is probably the disc stage. The overload margin is a superb 40dB, this together with the high slewing rate ensures clean top, even with high output cartridges tracking heavily modulated records. Common-mode distortion is eliminated by an unusual design. R.I.A.A. is accurate to 1dB; signal to noise ratio is 70dB relative to 3.5mV; distortion < 0.005% at 30dB overload 20kHz.

Following this stage is the flat gain/balance stage to bring tape, tuner, etc. up to power amp. signal levels. Signal to noise ratio 86dB; slew-rate 3V/μs; T.H.D. 20Hz—20kHz < 0.08% at any level.

F.E.T. muting. No controls are fitted. There is no provision for tone controls. CPR 1 size is 138x80x20mm. Supply to be ± 15 volts.

**MC 1 — PRE-AMPLIFIER.** Suitable for nearly all moving-coil cartridges. Sensitivity 70/170μV switchable on the p.c.b. This module brings signals from the now popular low output moving-coil cartridges up to 3.5mV (typical signal required by most pre-amp disc inputs). Can be powered from a 9V battery or from our REG 1 regulator board.


**XO2:XO3 — ACTIVE CROSSOVERS.** XO2 — two way, XO3 — three way. Slope 24dB/octave. Crossover points set to order within 10%.

**REG 1 — POWER SUPPLY.** The regulator module, REG 1 provides 15.0-15v to power the CPR 1 and MC 1. It can be used with any of our power amp supplies or our small transformer TR 6. The power amp kit will accommodate it.

**POWER AMPLIFIERS.** It would be pointless to list in so small a space the number of recording studios, educational and government establishments, etc., who have been using CRIMSON amps satisfactorily for quite some time. We have a reputation for the highest quality at the lowest prices. The power amp is available in five types, they all have the same specification. T.H.D. typically .01% any power 1kHz 8 ohms. T.I.D. insignificant, slew rate limit 25V/μs; signal to noise ratio 110dB; frequency response 10Hz-35kHz. — 3dB; stability unconditional, protection drives any load safely; sensitivity 775mV (250mV or 100mV on request), size 120 x 80-25mm.

**POWER SUPPLIES.** We produce suitable power supplies which use our superb TOROIDAL transformers only 50mm high with a 120-240 primary and single bolt fixing (includes capacitors/bridge rectifier).


### POWER AMPLIFIER MODULE



**POWER AMPLIFIER KIT.** The kit includes all metalwork, heatsinks and hardware to house any two of our power amp modules plus a power supply. It is contemporarily styled and its quality is consistent with that of our other products. Comprehensive instructions and full back-up services enable a novice to build it with confidence in a few hours.

### PRE-AMP KIT

This includes all metalwork, pots, knobs, etc., to make a complete pre-amp with the CPR1(S) module and the MC1(S) module if required.



### POWER AMPLIFIER MODULES

CE 608 60W/8 ohms 35-0-35v	£19.52
CE 1004 100W/4 ohms 35-0-35v	£23.02
CE 1008 100W/8 ohms 45-0-45v	£25.96
CE 1704 170W/4 ohms 45-0-45v	£31.00
CE 1708 170W/8 ohms 60-0-60v	£33.97

### TOROIDAL POWER SUPPLIES

CPS1 for 2xCE 608 or 1xCE 1004	£16.56
CPS2 for 2xCE 1004 or 2xCE 608	£18.80
CPS3 for 2xCE 1008 or 1xCE 1704	£19.75
CPS4 for 1xCE 1008	£17.12
CPS5 1 for 1xCE 1708	£24.15
CPS6 for 2xCE 1704 or 2xCE 1708	£25.53

### HEATSINKS

Light duty, 50mm, 2 C/W	£1.44
Medium power, 100mm, 1-4 C/W	£2.35
Disco/group, 150mm, 1-1 C/W	£3.04
Fan, 80mm, state 120 or 240v	£19.70
Fan mounted on two drilled 100mm heatsinks 2x4 C/W, 65 max. with two 170W modules	£31.05

### THERMAL CUT-OFF, 70°C

	£1.54
--	-------

### POWER AMP KIT ..... £35.03

### PRE-AMPS

These are available in two versions — one uses standard components, and the other (the S), uses MO resistors where necessary and tantalum capacitors.

CPR 1	£31.65
MC 1	£21.28
CPR 1S	£40.87
MC 1S	£33.17

### ACTIVE CROSSOVERS

XO2	£15.16
XO3	£23.58

### POWER SUPPLY

REG1	£6.90	TR6	£1.97
------	-------	-----	-------

### PRE-AMP KIT

	£38.07
--	--------

### BRIDGE DRIVER, BD1

Obtain up to 340W using 2x170W amps and this module.

BD1	£5.75
-----	-------

## CRIMSON ELEKTRIK

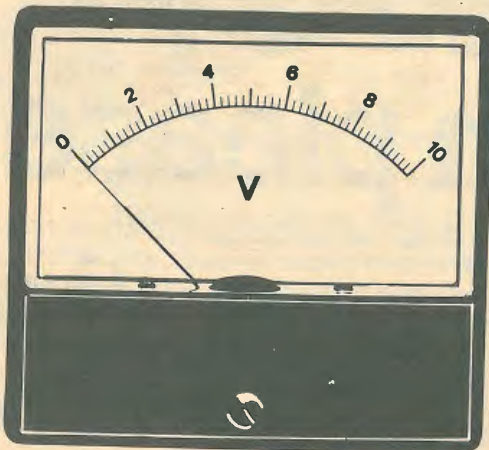
1A STAMFORD STREET, LEICESTER LE1 6NL. Tel. (0533) 553508

U.K. — Please allow up to 21 days for delivery

All prices shown are UK only and include VAT and post. COD 90p extra. £100 limit. Export is no problem, please write for specific quote. Send large SAE or 3 International Reply Coupons for detailed information. Distributors: Mimic Teleprodukt, Box 12035, S-750 12 Uppsala 12, Sweden. Badger Sound Services Ltd., 46 Wood Street, Lytham St. Annes, Lancashire, FY8 1QG.

WW — 033 FOR FURTHER DETAILS

## METER PROBLEMS?



137 Standard Ranges in a variety of sizes and stylings available for 10-14 days delivery. Other Ranges and special scales can be made to order.

Full Information from:


**HARRIS ELECTRONICS (London)**

138 GRAYS INN ROAD, W.C.1 Phone: 01/837/7937

WW — 031 FOR FURTHER DETAILS

## FYLDE

### TRANSDUCER and RECORDER AMPLIFIERS and SYSTEMS



reliable high performance & practical controls. individually powered modules—mains or dc option single cases and up to 17 modules in standard 19" crates small size—low weight—realistic prices.

## FYLDE

Fylde Electronic Laboratories Limited.


49/51 Fylde Road Preston PR1 2XQ Telephone 0772 57560

WW — 025 FOR FURTHER DETAILS

# nascom

## imp

# PLAIN PAPER PRINTER



## BOXED AND BUILT FOR ONLY £325 PLUS VAT

### FEATURES

- Serial RS232 interface
- 80 characters wide
- Bidirectional printing
- 60 lines per minute
- 10 line print buffer
- 96 character ASCII set (includes upper/lower case, \$ # £)
- Automatic CR/LF
- 8½" paper
- Optional tractor feed
- Baud rate from 110 to 9600
- External signal for optional synchronisation of baud rate

The Nascom IMP plugs straight into a Nascom 1/2 but is usable with all other micro systems. Parallel option will be available shortly.

TO NASCOM MICROCOMPUTERS LTD  
92 BROAD STREET  
CHESHAM  
BUCKS



Nascom Microcomputers

Tel: 02405 75155

NM/WW/2  
Please send me.....Nascom IMPs at £325 each plus VAT plus £2.50 p&p

NAME \_\_\_\_\_

ADDRESS \_\_\_\_\_  
\_\_\_\_\_  
\_\_\_\_\_

ACCESS/  
BARCLAYCARD NO \_\_\_\_\_

# RF PREAMPLIFIERS AND CONVERTERS

- TYPE 8025** STRIPLINE RF PREAMPLIFIER  
200 MHz - 1500 MHz. NF 1.2dB.
- TYPE 8026** STRIPLINE RF CONVERTER  
Input in the range 200 MHz - 1500 MHz.  
Output in the range 1 MHz - 1000 MHz.  
NF 1.2 dB.
- TYPE 8027** RF PREAMPLIFIER  
1 MHz - 250 MHz. NF 1.0 dB.
- TYPE 8028** RF CONVERTER  
Input in the range 1 MHz — 250 MHz.  
Output in the range 1 MHz - 250 MHz.  
NF 1.0 dB.

ALL UNITS ARE SUITABLE FOR MASTHEAD MOUNTING OR LABORATORY USE

WE ALSO MANUFACTURE A WIDE RANGE OF PROFESSIONAL RECEIVERS, COVERING HF, VHF AND UHF: SPECIALISING IN DUAL DIVERSITY AND ISB RECEIVING SYSTEMS

For further information contact:



## RESEARCH COMMUNICATIONS LTD.

PEEL HOUSE ● PORTERS LANE ● OSPRINGE ● FAVERSHAM ● KENT ME13 0DR ● ENGLAND

TELEPHONE: FAVERSHAM 2064 (STD CODE 079 582)

WW — 070 FOR MORE DETAILS

# NL NewBear Books

**NEWBEAR MAIL ORDER:** 40 Bartholomew Street, Newbury, Berks. Tel: 0635 30505  
**NORTHERN SHOWROOM:** 220-222 Stockport Road, Cheadle Heath, Stockport Tel: 061 491 2290

**NEW BOOKS**

Microprocessors & Microcomputers	Huggins	£ 4.95
Computers & Commonsense	Hunt & Shelley	£ 3.50
Business Data Systems	Clifton	£ 5.75
Finance for the Small Business	R. Ragan	£ 7.20
The Best of Computer Faires Vol. 3		£ 9.50
Reducing COBOL Complexity through Structured Programming	McClure	£11.30
Microprocessor and Microcomputer Systems	Rao	£19.85
Encyclopedia of Computer Science	Ralston	£48.60
Computer Approach to Introductory College Maths.	Scalzo	£11.30
Microcomputer Handbook	Sipl	£16.15
Data Communications Dictionary	Sipl	£16.15
Handbook of APL Programming	Weidmann	£ 6.50
Computer Output Design	Wooldridge	£ 9.70
Computer Input Design	Wooldridge	£ 8.85

**INTRODUCTORY BOOKS**

Vol. 0 The Beginners Book	A. Osbourne	£ 5.95
Vol. I Basic Concepts	A. Osbourne	£ 5.95
Vol. II Some Real Products	A. Osbourne	£18.95
Vol. III Some Real Support Devices	A. Osbourne	£11.95
A Consumers Guide to Personal Computing		£ 5.65

**BASIC**

Basic Basic	J. S. Coan	£ 5.00
Advanced Basic	J. S. Coan	£ 5.50
Illustrated Basic	D. Alcock	£ 2.25
Basic with Business Applications		£ 5.56
The Users Guide to North Star Basic	Rogers	£10.00
Basic and the Personal Computer	Dwyer	£10.36

**MISCELLANEOUS**

Microprocessors C201	R. Zaks	£ 7.50
Interfacing Techniques C207	R. Zaks	£ 7.50
Best of Byte		£ 8.50
Scelbi Byte Primer		£ 9.95
A Dictionary of Microcomputing	P. Burton	£10.00
Small Computer Systems Handbook		£ 5.10
The Cheap Video Cookbook	Lancaster	£ 5.10
TV Typewriter Cookbook	Lancaster	£ 7.50
Active Filter Cookbook	Lancaster	£ 7.50

**PROGRAMMING**

Top-Down Structured Programming Techniques		£12.76
Assembly Level Programming for Small Computers	Weller	£12.76
How to Programme Microcomputers	Barden	£ 6.95
6800 Programming for Logic Design	A. Osbourne	£ 5.95
8080 Programming for Logic Design	A. Osbourne	£ 5.95
8080 Assembly Language Programming	A. Osbourne	£ 6.95
6800 Assembly Language Programming	A. Osbourne	£ 6.95

**GAMES**

32 Basic Programs for the Pet		£ 9.95
Chess & Computer	D. Levy	£ 7.16
Chess Skill in Man & Machine	P. Frey	£11.84
Basic Computer Games	AHL	£ 5.50
Game Playing with Computers	D. Spencer	£10.20
Game Playing with Basic	D. Spencer	£ 4.10

**Terms:** ALL BOOKS ADVERTISED ARE IN STOCK AT TIME OF PRINTING. OFFICIAL ORDERS (MIN £10), ACCESS & BARCLAYCARD WELCOME.

SEND FOR COMPLETE BOOK & MAGAZINE LIST.

WW — 060 FOR FURTHER DETAILS

## REGULATED POWER SUPPLIES



**Protection:**

All models internal foldback, overload, thermal and short circuit protected. Fully fused.

**2-YEAR GUARANTEE**

Type AD12 - AD24 (Illustrated)

**TYPES AVAILABLE**

MODEL NO.	AD12	AD24	AD2412	ADV030
<b>OUTPUT CURRENT</b>	8 amp	8 amp	16 amp	5 amp
<b>NOMINAL OUTPUT VOLTS</b>	12	24	12	0 to 30 Fully variable and metered
<b>INPUT VOLTS</b>	15-230-250 50 cycles a/c	115-230-250 50 cycles a/c	24 DC	115-230-250 50 cycles a/c
<b>TOLERATED MAINS VARIATION</b>	15%	15%		15%

**PRICES**

1 off — AD 12-AD24	£68.50	1 off — ADV030	£118.00
1 off — AD 2412	£54.00		

All subject to VAT @ 15%

### SOUTHERN ELECTRONICS

6 WESTCLIFF ARCADE, RAMSGATE, KENT  
TEL. THANET (0843) 57888

WW — 027 FOR FURTHER DETAILS



**TYPE 217 DUAL POWER SUPPLY £86.22 + £2.50 car. & ins.**

CONSTANT VOLTAGE or CONSTANT CURRENT  
+ 0-20V and -0-20V or 0-40V @ 0-750mA

- Digital monitoring of either voltage or current
- Independent setting of positive or negative voltages and currents
- Constant voltage/constant current mode indicators

Other value-for-money products include:

- Filter oscillators, function generators
- Frequency meter, Counter Timers
- Off-air standard, DPMs & Bar-type meters

### OMB ELECTRONICS

Riverside, Eynsford, Kent DA4 0AE  
Telephone: Farningham (Code 0322) 863567

Prices (which are CWO, ex Vat) are correct at time of going to press and subject to change without notice

WW — 020 FOR FURTHER DETAILS

# Electronics '79- The show of many component parts



Electronics '79 is the new name for a show with an excellent pedigree. Known previously as the London Electronics Components Show—it builds on 34 years experience to bring the years most important event to the fast-changing world of modern electronics. And the sponsorship of the Electronic Components Industry Federation ensures real professionalism as well as trade support.

The scope of the show has expanded greatly to provide an even more comprehensive service to industry. So the range of our 200 plus, UK and foreign exhibitors will be wider than ever, and both active and passive components will be fully represented. You will see the latest in micro processors, bubble memories, semi-conductors, and all the rest of the new components that are pushing forward the frontiers of electronics.

And as Electronics '79 will be the showcase of the year's new product developments it will be a vital occasion for key executives and engineers from communications, science, industry, education, data handling, navigation, aerospace and other key fields

that these new components are helping expand.

Electronics '79, at Olympia, is a forum you can't afford to miss if keeping ahead in electronics is vital to your profitability and expansion. And the occasion gives you further opportunities to learn at a fascinating series of ECIF seminars which are encompassed under the title of "Components of Assessed Quality—The Contribution of the UK Industry". Open to all visitors.

Full details of the seminars are available from ECIF 7/8, Savile Row, London, W.1. For further information on Electronics '79 write to:— Print Services Department, Electronics '79, Industrial & Trade Fairs Limited, Radcliffe House, Blenheim Court, Solihull, West Midlands, B91 2BG. Tel: 021-705 6707. Telex: 337073.

### Electronic Components Industry Fair, 20-23 November 1979, Olympia, London.

Opening hours: 20, 21 and 22 November 9.30-18.00 hrs.  
23 November 9.30-16.00 hrs.



Sponsored by: The Electronic Components Industry Federation.




# Tecknowledgey for sale.

## The Mark III FM Tuner

DIY Hi-Fi will never seem the same again. Ambit's Mark III tuner system is electrically & visually superior to all others. Some options available, but the illustrated version with reference series modules: £149.00 + £22.35 VAT

With Hyperfi Series modules  
£185.00 + £27.75 VAT



## Features of the system:

- \* Precision construction & design of all parts
- \* Time/frequency display
- \* State of the art performance with facilities for updates, using modular plug in systems.
- \* Deviation level calibrator for recording
- \* All usual tuner features

## PW SANDBANKS PI METAL LOCATOR

Maintaining our professional approach to home constructor kits, we offer the pulse induction 'Sandbanks'. Now with injection moulded casing for greatly improved environmental sealing. £37.00 + £5.55vat

## VHF MONITOR RX WITH PLESSEY IC

4/9 channel version of the PW design - but using standard (fundx9) crystals, and TOYO 8 pole crystal filter with matching transformers. Coil sets from our standard range to cover bands from 40 to 200MHz. Complete module kit £31.25 + £4.68

## MICROMARKET OSTs overflow:

6800P	650p	8212	230p	2102	170p
6820P	600p	8216	195p	2112	340p
6850P	275p	8224	350p	2513	754p
6810	400p	8228	478p	4027	578p
6852	385p	8251	625p	2114	1000p
8080	630p	8255	540p		+15% VAT

## RADIO and AUDIO MODULES: Consistently the most advanced FOR FM

- EF5801-3-4 series: 6 stage varicap tuning, all with oscillator output
- 5801 Dual gate MOSFET RF stages, bipolar mixer £17.45 + 2.61VAT.
  - 5803 Dual gate RF/mixer stages, amplified LO out £19.75 + 2.96VAT
  - 5804 'Hyperfi' series, with internal PIN diode age, and ultra wide range tuning system £24.95 + 3.74VAT
- EF5402 4 stage varicap tuner with TDA1062 and LO output. Uses FET/IC input. PIN age £10.75 + 1.61VAT

## FOR 30-200MHz

The EF series are available on special order to cover bands (usually approx 20% of the centre frequency) in the range described. Details in our price list.

## FOR FM IFs at 10.7MHz

- 7030 single 6 pole linear phase filter IF with HA1137 £10.95 + 1.64VAT
- 7130 two 6 pole linear phase filter IF with CA3189E £16.25 + 2.44VAT
- 7230 Hyperfi IF, switched bandwidth, AGC IF preamp, linear phase ceramic filters with diode switched narrow filter £24.95 + 3.74VAT

## DECODERS for MPX (STEREO)

Various types, guaranteed the world's biggest and best ranges

## LARSHOLT FM TUNERSSETS

- 7252 MOSFET front end combined with CA3089 IF £26.50 + 3.97VAT
  - 7252 JFET front end, combined with IF and decoder £26.50 + 3.97VAT
- FM/AM tuning synthesiser, see details elsewhere in this advertisement

## ALL TUNER KITS £3 carriage

## COMPONENTS FOR RADIO/COMMUNICATIONS/AUDIO/TV etc.

As usual, Ambit brings you the latest and best, a small selection of which is shown in this advertisement. The Ambit catalogues contain information on most of the devices mentioned here - and an order for the new part three will ensure you stay up with latest developments. Data photocopying service described in pricelist info.

RADIO ICs for FM		SL1600 series		Audio preamps	
part	vat	part	vat	part	vat
CA3089E	1.94 29	SL1610	1.60 24	LM381N	1.81 27
CA3189E	2.45 37	SL1611	1.60 24	LM382N	1.65 25
HA1137W	2.20 33	SL1612	1.60 24	KB4436	2.53 38
HA11225	2.20 33	SL1613	1.89 28	KB4438	2.22 33
SN76660N	0.75 11	SL1620	2.17 33	TDA1028	3.50 53
		SL1621	2.17 33	TDA1029	3.50 53
		SL1623	2.44 37	TDA1074	3.75 56
		SL1624	3.28 49		
		SL1625	2.17 33		
		SL1626	2.44 37		
		SL1630	1.62 24		
		SL1640	1.89 28		
		SL1641	1.89 28		
		SL6640	2.75 41		
		SL6690	3.20 48		
		MC3412	2.55 38		
		KB4413	2.75 41		
		MC3357	3.12 47		
		MC1496	1.25 19		
		SD6000	3.75 56		
		NE544	1.70 25		

Current news: A PCB with the Mullard DC tone and volume control system is now available £3 + 0.45 VAT. HMOS PA modules for 60-100W - kit £14 + £2.10VAT, heatsink £4.10+0.61. FM radio control system crystals £3.75 pair inc VAT (Sept on). MK50366N: static drive clock/timer IC £3.78 + 0.57 VAT. 12kHz channel spacing 8 pole 10.7MHz XTAL filter by TOYO type H4402 £15.50 + £2.32VAT. A further updated pricelist is now available, and we would like to remind you that enquiries can only be answered if accompanied either by an official business letterhead, or an SAE. STOP PRESS: TOKO's new split-apart triple AM tuning diodes are in stock £2.45 + 37p VAT, (KV1215). S BL1 diode DBM 1-500MHz - £4.25+0.64p.

Terms: CWO please. Account facilities for commercial customers OA. Postage 25p per order. Minimum credit invoice for account customers £10.00. Please follow instructions on VAT, which is usually shown as a separate amount. Overseas customers welcome - please allow for postage etc according to desired shipping method. Access facilities for credit purchases. Catalogues: Ambit. Part 1 45p. Part 2 50p 90p pair. TOKO Euro shortform 20p. Micrometals toroid cores 40p. All inc PP etc. Full data service described in pricelist supplements. Hours/phone: We are open from 9am -7pm for phone calls. Callers from 10am to 7pm. Administrative enquiries 9am to 4.30pm please (not Saturdays). Saturday service 10am to 6pm.


# ambit international

AMBIT catalogues are guaranteed to contain the most up-to-date and best informed comment on modern developments and advances in the field of radio and audio. There is no competitive publication that even approaches the broad range of parts/information on modern techniques.

**2 Gresham Road, Brentwood, Essex.**  
Telephone (0277) 227050

WW — 037 FOR FURTHER DETAILS

## INTRODUCING THE UV141 EPROM ERASER




- FEATURES:**
- 14 Eprom capacity.
  - 5 to 50 minute timer caters for all Eproms.
  - Safety interlocked to prevent eye and skin damage.
  - Fast erase times (typically 20 minutes for 2708).
  - Convenient slide-tray loading of devices.
  - Rugged construction.
  - Price only £78 + VAT (price includes delivery).
- Model UV140 also available. Similar to UV141 but without timer.  
**PRICE £61.50 + VAT (price includes delivery)**

Use the Reader Enquiry Service or write or telephone for further information. Send cheques / official orders to

**GP INDUSTRIAL ELECTRONICS LIMITED**  
SKARDON WORKS, SKARDON PLACE, NORTH HILL, PLYMOUTH  
PL4 8HA  
TEL. (0752) 28627  
TRADE AND EXPORT ENQUIRIES WELCOME

WW — 083 FOR FURTHER DETAILS


## 50+ CASES FOR SPECIALISTS referred by JENSEN



**JTK 16**  
Designed for the professional electronic technician requiring a complete set of tools in a compact package

50 professional tools. VOM Test meter optional.  
Also available with metric tools (JTK 16mm).

**JTK 17**  
Available in 12 different case modifications. Specially suited for maintenance of electronic equipment, communications, radar, computers and office machines. 57 top quality tools. VOM Test Meter optional. Deluxe attache case of hardwood construction, llama grain covering and solid brass fittings. Metric conversion kit available.



See these cases together with more than 20 other complete specialist tool kits and a complete range of over 30 empty cases in the Jensen catalogue available on request from:

**Special Products Distributors Limited**  
81 Piccadilly, London W1V 0HL

Tel. 01-629 9556 Cables: Speciproduct, London, W.1

WW — 085 FOR FURTHER DETAILS



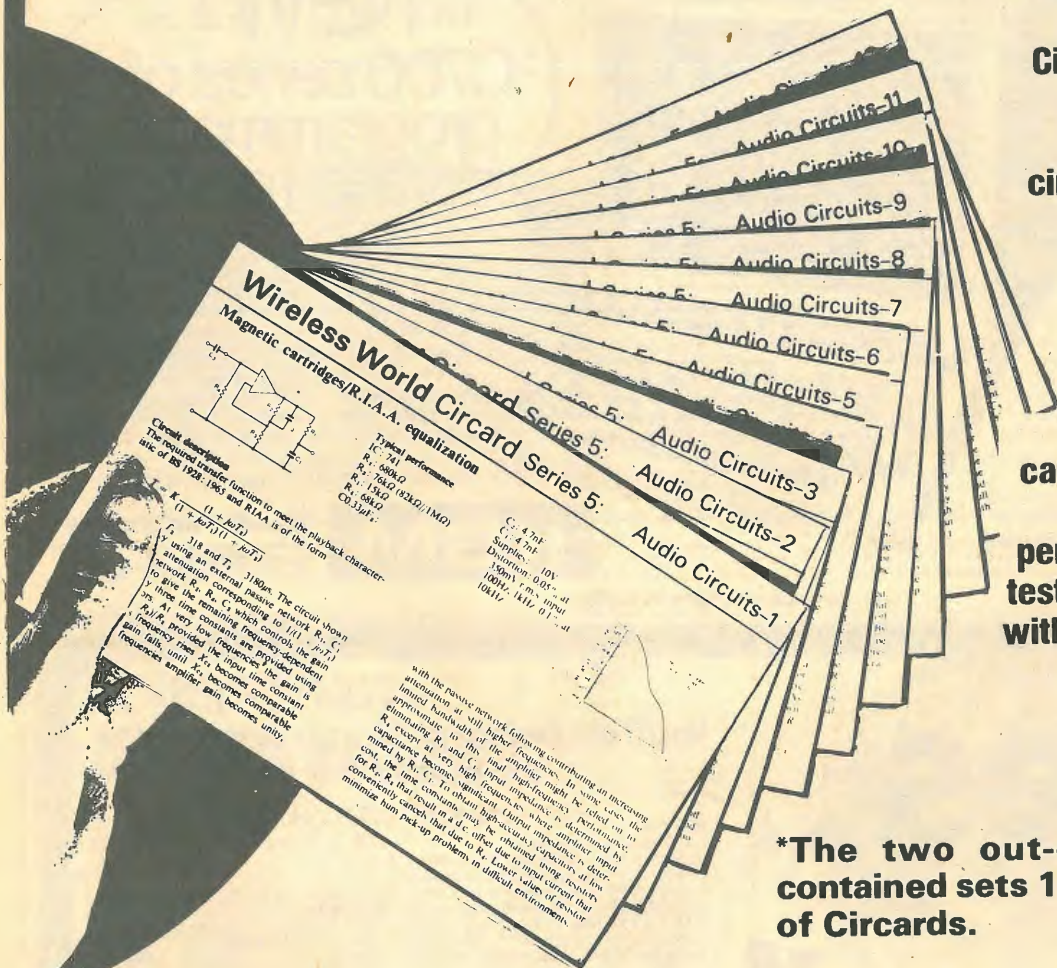
# YOUR LAST CHANCE to obtain Wireless World Circards.

We still have some copies of the original Wireless

**World circuit cards, even though the companion bound volumes Circuit Designs 1 & 2\* are out of print. Fill the gaps in your circuit files with these sets of 5 x 8in. (127 x 204mm) cards in plastic wallets — and at 1976 prices!**

**These unique circuit cards normally contain descriptions and performance data of 10 tested circuits, together with ideas for modifying them to suit special needs.**

**\*The two out-of-print volumes contained sets 1 to 10 and 11 to 20 of Circards.**



- Micropower circuits
- 12 Wideband amplifiers
- circuits
- 14 Digital counters
- amplifiers-signal processing
- 16 Current differencing amplifiers-signal generation
- 18 Current differencing amplifiers — measurement and detection
- 19 Monostable circuits
- 20 Transistor pairs
- 21 Voltage-to-frequency converters
- 22 Amplitude modulation and detection
- 23 Reference circuits
- 24 Voltage regulators
- 25 RC oscillators — 1
- 26 RC oscillators — 2
- 27 Linear cmos — 1
- 28 Linear cmos — 2
- 29 Analogue multipliers
- 30 Rms/log/power laws
- 31 Digital multipliers
- 32 Transistor arrays
- 33 Differential and bridge amplifiers
- 34 Analogue gate applications — 1
- 35 Analogue gate applications — 2
- 11 Basic logic gates
- 13 Alarm circuits
- 15 Pulse modulators
- 17 Current differencing amplifiers
- 21 Constant current circuits
- 22 Power amplifiers
- 23 Astable circuits
- 24 Optoelectronics
- 25
- 26
- 27
- 28
- 29
- 30
- 31
- 32
- 33
- 34
- 35

- 1 Basic active filters
- 2 Switching circuits, comparators and Schmitts
- 3 Waveform generators
- 4 AC measurements
- 5 Audio circuits
- 6 Constant current circuits
- 7 Power amplifiers
- 8 Astable circuits
- 9 Optoelectronics
- 10

To: General Sales Department, IPC Electrical-Electronic Press Ltd., Room CP34, Dorset House, Stamford Street, London SE1 9LU.

Please send me the following sets of Circards:

£2 each, £18 for ten, inclusive.

I enclose cheque/money order for £  
Make cheques payable to IPC Business Press Ltd.

Name .....

Address .....

Company registered in England. Registered address, Dorset House, Stamford Street, SE1 9LU, England. Registered Number 677128

# Fits flexibly into your system.

SEE US AT  
COMPEC  
STAND 748

**Card-expandable micro-processor**  
Heart of the KGM C700 is a micro-processor powerful enough for really fast text movement. Card expansion space allows for extra memory up to 64K.

**High performance display**  
High definition scan coil and dynamic focussing give exceptionally clear display on the 12" screen. A character generator offers 80 x 24 characters in 10 to 48pt - KGM designed to match the display performance.

**Keyboard choice** - Specify a 128 character computer keyboard, a selective format text editing keyboard, or a separate plug-in numeric pad - all planned for easy use.




**NEW**  
C700 series of programmable data terminals

Systems designers . . . computer manufacturers . . . please note! You can specify C700 units with a keyboard choice, then add extra capacity or interfaces via standard Eurocards. The C700 concept means state-of-the-art micro-processing, precisely tailored to your needs - without a single design problem. Ask us for details. KGM Electronics Limited, Clock Tower Rd., Isleworth, Middlesex TW7 6DU. Tel: 01-568 0151. Telex: 934120

**KGM ELECTRONICS GROUP**

WW - 055 FOR FURTHER DETAILS

# sales hire repair



You'll do better at Martin Associates we guarantee it!

- ANALYSER**  
 AIRMEC 248A 5-300MHz £125.00  
 DYMAR 771 20Hz-50KHz 30uV-300V £195.00  
 RADIOMETER FRA2D. 20Hz-16KHz £200.00  
 TEKTRONIX 1L20 10MHz-4.2GHz. Spectrum Analyser £1500.00
- BRIDGES**  
 AVO CZ. 457/6 Component Comparator. Current Equipment £250.00  
 AVO ALD. 270-6BR Analogue Limit Detector for CZ.457/6 £250.00  
 GERTSCH CRB-8R Complex Ratio Bridge £120.00  
 SULLIVAN LF.4111 4 Decade Resistance Box. 1/100: 1/10: 1: 10: 0.05% £95.00  
 WAYNE KERR B.601 R.F. Bridge + 13 Adaptors £195.00
- COUNTERS**  
 TAKEDA RIKEN TR.3788C 8 Digit 10Hz-500MHz £275.00  
 RACAL 835 6 Digit DC-15MHz Counter/Timer £130.00  
 HEWLETT-PACKARD 5253B 50MHz-512MHz Converter £200.00  
 HEWLETT-PACKARD 5260A 0.3-12.4 GHz Converter Automatic £450.00

- METERS**  
 AVO Precision Avometer £160.00  
 DYMAR 711 Microvoltmeter Mainframe + Plug In £175.00  
 DYMAR 761 Noise Factor Meter 1-200MHz £100.00  
 FARNELL TM.2 Millivoltmeter 1mV-300V. 10Hz-5MHz £95.00  
 MARCONI TF 791D Carrier Deviation Meter 4-1024MHz £175.00  
 MARCONI TF 1020A/1 R.F. Power Meters 0-100W. 50 Ohms £100.00  
 MARCONI TF 1245/TF 1247 'Q' Meter & Oscillator 20MHz-300MHz £500.00  
 RADIOMETER BKF.6 Distortion Meter 20Hz-20KHz £250.00

- OSCILLOSCOPE**  
 HEWLETT-PACKARD 130C DC-500KHz X-Y-Z 200u V/cm £275.00  
 SCOPEX 4D-10B DC-10MHz 10mV/cm BRAND NEW £210.00  
 SCOPEX 4D-25 DC-25MHz 10mV/cm BRAND NEW £360.00  
 TEKTRONIX 549 DC-30MHz Storage + 1A1 Plug In £695.00  
 TEKTRONIX 535A DC-15MHz Dual Beam Main Frame Only £200.00  
 TEKTRONIX 545B DC-33MHz Dual Beam + 1A1 Plug In £400.00  
 TEKTRONIX 545B DC-33MHz Dual Beam + CA Plug In £350.00  
 VARIOUS PLUG INS H.L.R-CA:1A1:E:82.86 From £75.00  
 VARIOUS PROBES: 6045:6108:6075A:6105:6056:6057 From £30.00

- SIGNAL SOURCES**  
 HEWLETT-PACKARD 608F 10MHz-450MHz Signal Generator £450.00  
 HEWLETT-PACKARD 3200B VHF Oscillator 10MHz-500MHz £500.00  
 GENERAL RADIO 1209C 250MHz-960MHz Unit Oscillator £75.00  
 MARCONI 1066B AM/FM 10MHz-470MHz Signal Generator £450.00  
 MARCONI 1099 24MHz Variable Sweep Generator £150.00  
 MAXSON M.1241 200MHz-2.5GHz 40 watts 50 Ohms £650.00

- MANY OTHERS AVAILABLE**  
**RECORDERS**  
 HEWLETT-PACKARD 320R 2 Channel Oscillographic Recorder DC-129Hz £120.00  
 HEWLETT-PACKARD 7035B X-Y Plotter £500.00  
 HEWLETT-PACKARD 2D. X-Y-T Recorder £300.00  
 BRUSH 260 6 Channel Recorder £1200.00

- MISCELLANEOUS**  
 LTE Oven 400°C 12 x12 x12 £150.00  
 WAYNE KERR TM.62 P.C.B. Tester £1100.00  
 Vibration Unit 3000lb trust + Amplifier P.O.A.

Hundreds more items in stock!

**MARTIN ASSOCIATES**  
 34 Crown Street  
 Reading  
 Berks. RG1 2SE  
 Tel. Reading (0734) 51074


WW-080 FOR FURTHER DETAILS

# NEW from NEWTRONICS

## 'EXPLORER 85'

Microcomputer Kit  
Low cost with On Board  
S-100 expansion  
at **£295 + VAT**

OR AS SEPARATE KITS



The 'EXPLORER 85' is inexpensive with all the advantages of a powerful board plus potential for 'infinite' expansion.

- ★ Uses New Fast INTEL 8085 cpu, 100% compatible with 8080A software but 50% faster than 8080A cpu.
- ★ Powerful 2K monitor.
- ★ 4K user RAM expandable to 64K.
- ★ Provision for 8K PROM or EPROM.
- ★ Buffered and decoded S100 expansion on board (up to 6 S100 boards).
- ★ Cassette interface (with motor control and cassette file structure) RS232; 20ma loop; 4,8 bit and 1,6 bit I/O ports.
- ★ Programmable 14 bit binary counter/timer.
- ★ Separate ASC11/Video Terminal features: a full 128-character set upper/lower case, full cursor control, Greek symbols for Maths, 75 ohm video output convertible to Baudot output, selectable baud rate, RS 232 or 20ma loop, I/O. 64 or 32 characters by 16 line (monitor or TV).
- ★ And lots of other great features.

### PERIPHERALS

	Price ex. VAT	P&P
<b>LEVEL 'C'</b> S-100 main frame expander kit. Increases the number of S-100 slots to 6. Includes all sheet metal, 5 slot extender board, board-guides and brackets. Fits into EXPLORER cabinet (less S-100 pin connectors)	£32.80	£2.00
<b>LEVEL 'E'</b> Add 8K sockets, power supply regulator and decoupling components for popular 2716 or 2516 EPROMS (EPROMS not included)	£5.00	Free
<b>DE LUXE STEEL CABINET FOR EXPLORER 85</b>	£33.50	£2.00
<b>DE LUXE STEEL CABINET FOR VIDEO KEYBOARD TERMINAL</b>	£15.00	£2.00
<b>POWER SUPPLY IN STEEL CABINET</b>	£25.00	£2.00
<b>GOLD-PLATED S-100 BUS CONNECTORS</b>	£4.00	Free
<b>RF MODULATOR 8kHz</b> required when using TV set serial socket	£6.00	Free
<b>S-100 16K RAM EXPANDABLE.</b> Expandable to 60K on one board	£165.00	£2.00
<b>INTEL 80805 Users Manual</b>	£6.00	Free
<b>8K 'MICROSOFT' BASIC ON CASSETTE TAPE.</b> The most versatile and popular basic ever written. Complete with documentation	£53.00	Free
<b>8K MICROSOFT BASIC IN ROM KIT</b> (requires level E)	£83.00	Free

## BUY an ELF II microcomputer for less than some TV games

KIT  
ONLY  
**£79.95**  
+  
VAT

ELF 11 BOARD WITH VIDEO OUTPUT  
R.C.A. 1802 Cosmac C.P.U.

#### ADD-ONS

- POWER SUPPLY (6.3V AC) for ELF 11 **£5.00**
- ELF 11 DE LUXE STEEL CABINET (IBM Blue) **£23.01**
- GIANT BOARD KIT System/Monitor, Interface to/cassette — RS232, TTY, etc. **£35.00**
- 4K STATIC RAM board kits (requires expansion power supply) **£69.44**
- Expansion power supply (required when adding 4K Rams) **£19.00**
- ASC11 Keyboard Kits 96 printable characters, etc. **£50.58**
- ASC11 d/lux steel cab (IBM Blue) **£15.02**
- KLUGE prototype board (build your own circuits) **£12.83**
- 86-pin Gold-plated connectors (each) **£4.00**
- ELF Light pen writes/draws on TV screens **£6.50**
- Video graphics board 32/64 characters by 16 lines on TV/monitor screens **£69.95**
- ELF 11 Tiny basic on cassette **£13.50**
- ELF 11 Bug/monitor powerful systems monitor/editor **£13.50**
- T. PITMANS short course in programming manual (Nil VAT) **£4.00**
- T. PITMAN short course on tiny basic manual (Nil VAT) **£4.00**
- RCA 1802 users manual (Nil VAT) **£4.00**
- † On cassette Text Editor: Assembler: Disassembler (each) **£16.95**

SAVE 10% AND BUY ALL THREE TOGETHER

All units can be supplied wired and tested

Send S.A.E. for comprehensive brochure

NEW: GAMES ON TAPE send for list

P & P **£2.00**



## KEYBOARD TERMINAL

The Newtronics Keyboard Terminal is a low cost stand alone Video Terminal that operates quietly and maintenance free. It will allow you to display on a monitor 16 lines of 64 characters or 16 lines of 32 characters on a modified TV (RF Modulator required).

The characters can be any of the 96 ASC11 alphanumerics and any of the 32 special characters, in addition to upper-lower case capability it has scroll up features and full X-Y cursor control. All that is required from your microcomputer is 300 baud, RS232-C or 20ma loop, serial data plus a power source of 8v DC & 6.3v AC. The steel cabinet is finished in IBM Blue-Black. And if that is not enough the price is only **£135.55 + VAT as a Kit, or £175 + VAT assembled and tested.** Plus £2 P&P (Monitor not included).

## NOW AVAILABLE 8k BASIC FOR ELF II

Dealer enquiries welcome. For full details send S.A.E.

PAYMENT BY: Cheque/Access/Barclaycard, etc. FOR PHONE ORDERS CALL 01-739 1582.

Access/Barclaycard No. .... Exp. Date .....

Signature .....

Print Name .....

Address .....

Sole U.K. Agents: **NEWTRONICS** Computer div of H.L. Audio Ltd. Dept. P/C  
138 Kingsland Road, London, E2 8BY Tel: 01-739 1582

# Buy a System . . . Not just a "Pretty Box"

The SD System\* — From about 97p per hour (40-hour week)

## The SDS-200 TOTAL System features:

### System Hardware

The SDS-200 give you features that are not found in systems costing thousands more. State-of-the-Art Engineering. Quality Production and Full Reliability testing make the SDS-200 a dependable, compact and easy-to-operate data processing system.

- Up to 256K Bytes RAM
- Full Keyboard with Special Accounting Key Pad
- Large 12in. Video Display Screen
- Full Cursor Control including Addressable Cursor
- Blinking, Underlining, Reverse and Protected Fields
- Uses 8in. Flexible Diskettes for Permanent Storage 2 Mbyte on-line
- Forward and Reverse Scrolling
- Capable of up to 160 Special Characters
- Expandable with Memory and Peripheral Equipment
- Will Operate as a Remote Batch Processor for Large Systems
- Industry Standards S-100 BUS / CPM
- 4 Spare S-100 Slots

### System Software


A full range of Business Programs are available from CAP-CPP written in Microcobol.

The system will support all normal high-level languages including:

- Fortran
- Cobol
- Basic
- CP/M

### Distributor enquiries

Ring us today for the address of the Distributor in your area on (0294) 57755



\* The SD System includes—  
SDS-200 Microcomputer  
T.I. 810 Printer (or Equivalent)

Cash Price for SDS-200: £4750.00

U.K. DISTRIBUTOR:

## AIRAMCO LTD

Unit A2, 9 Longford Avenue, Kilwinning Ind. Est., Kilwinning, Ayrshire, KA13 6EX  
(0294) 57755. Telex 779808

Dealer enquiries invited

WW — 099 FOR FURTHER DETAILS

# TELETEXT DECODERS

Including CATRONICS  
**ULTRASONIC  
REMOTE CONTROL**  
for the W.W. DECODER

Kits and PCBs are now available for the Ultrasonic Remote Control unit as described in recent issues of W.W. Kit includes plated-through hole "Board 5", RX and TX PCBs, all components and installation instructions.

Price only £67.92 + VAT + Post = £78.80 total  
Character Rounding "Board 4" Kit £26.62 total  
New Facilities "Board 3" Kit for £39.00 total

Catronics main kits contain all the printed circuit boards and components necessary to build the complete decoder.

A reprint of the series of articles is available at £1.95 + large 21p SAE (included free in complete kit).



Prices are for the Version with TEXAS X887 INCLUDING VAT.

Set of PCBs	£27.40 + 30 P&P
Components Kits incl. PCBs	£147.40 + £1.50 P&P
Cabinet	£21.47 + £1.00 P&P

Also PLATED THROUGH hole PCB at additional cost of £28.62  
FULL FAULT-FINDING AND REPAIR SERVICE AVAILABLE.

COMPONENTS ALSO AVAILABLE SEPARATELY — SAE for price list.  
READY BUILT AND TESTED DECODERS — £247.25 + £5 carriage.  
DE LUXE VERSION WITH NEW FACILITIES — £299.00 + £5 carriage.

## FULL SPEC. PROFESSIONAL TELETEXT DECODER

We are now agents for V.G. Electronics Ltd., and for a limited period can offer their special model VGE 1022 (as supplied to broadcasting authorities, etc.) at the

**SPECIALLY REDUCED PRICE OF £205 + VAT = £235.75**

## CHARACTER GENERATOR AND MEMORY I.C.S.

74S262N (X887) £12.95; 2102/2602, £1.11  
+ 15% VAT + 30p P&P

CATRONICS LTD.  
(Dept. 921),  
Communications House,  
20 WALLINGTON SQUARE,  
WALLINGTON, SURREY.  
Telephone: 01-669 6700

Everything covered by our  
THREE STAR GUARANTEE

# Catronics

WW—921 FOR FURTHER DETAILS

# NEW Modern home study courses in electronics.

Complete Self-study training in:-

- 1) Basic practical electronics - circuit diagram masters - building oscilloscope and other test gear.
- 2) Training for Radio Amateur Licence.
- 3) Training for City & Guilds and other professional examinations.
  - a) Servicing and maintenance of Radio, T.V. and other electronic equipment.
  - b) Digital electronic and Computer technology.

Free! Brochure, without obligation to:- WWJ/11  
**British National Radio & Electronic School**  
 P.O. Box 156, Jersey, Channel Islands

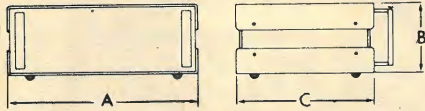
NAME \_\_\_\_\_

ADDRESS \_\_\_\_\_

(Block caps please)

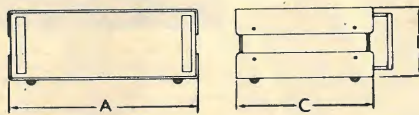
Specialists in electronic training.  
Established over 40 years.

# METAL CABINETS FOR ELECTRONIC INSTRUMENTS



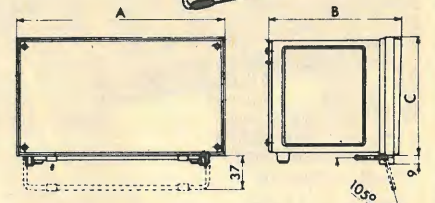

A	B	C	CODE
82	54	145	00/3005-00

Front and rear: Brushed aluminium  
 Sides: Brushed aluminium  
 Top and bottom sections: Black matt finished aluminium  
 Handle and tilt support: Brushed aluminium with plastic grip



A	B	C	CODE
472	76	198	00/3005-10
442	106	198	00/3005-20
373	76	198	00/3005-30
343	106	198	00/3005-40


Front and rear: Brushed aluminium  
 Sides: Brushed aluminium  
 Top and bottom sections: Finished with opaque bronze glaze  
 Front handles: shaped aluminium with plastic grip  
 Anti-slip feet, rubber moulding to top and bottom of front and rear panels, ventilation vents.



A	B	C	CODE
295	130	150	00/3009-00
235	130	150	00/3009-10
295	130	200	00/3009-20
235	95	150	00/3009-30
295	95	150	00/3009-40
295	95	200	00/3009-50

Cabinet: Aluminium finished in matt blue  
 Front panel: Heavy gauge brushed anodise aluminium  
 Frame: Shock-proof grey plastic moulding.  
 Front tilt support with anti-slip rubbers, ventilation holes side and top.

## PLASTIC CABINET



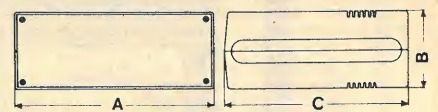

A	B	C	CODE
303	68	216	00/3005-50
283	88	216	00/3005-60
263	68	216	00/3005-70
243	88	216	00/3005-80

Front and rear: Brushed aluminium  
 Sides: Brushed aluminium  
 Top and bottom sections: Finished with opaque bronze glaze  
 Front handles: shaped aluminium with plastic grip  
 Anti-slip feet, rubber moulding to top and bottom of front and rear panels, ventilation vents.



A	B	C	CODE
228,5	63,5	216	00/3008-00
228,5	63,5	146	00/3008-10
203	89	216	00/3008-20
203	89	146	00/3008-30

Front and rear: Brushed aluminium  
 Side: Brushed aluminium  
 Top and bottom sections: Finished with opaque bronze glaze  
 Anti-slip feet and ventilation holes.



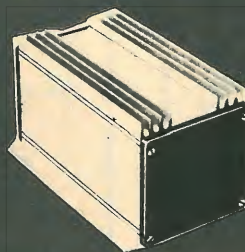
A	B	C	CODE
191,4	46	175	00/3001-00
191,4	60	175	00/3001-02
191,4	74	175	00/3001-04

The box is of shock-proof material and is suitable for industrial or laboratory electronics.  
 The printed circuit boards can be inserted vertically, horizontally, or parallel to the front panel.  
 Built-in rails can be used, but separate rails are supplied for customer mounting. The front and rear panels are in brushed aluminium.  
 The kit contains vibrations-damping rubber feet, self-tapping screws, and rails for the PCB.

## METAL CABINET FOR HEAT DISSIPATION

### TECHNICAL CHARACTERISTICS

Front and rear: shock-proof black plastic moulding  
 Sides: Anodised aluminium  
 Dimensions: 146 x 92 x 78



Sole UK Distributors

7 HUGHENDEN ROAD, HASTINGS, SUSSEX. TN34 3TG

Telephone: HASTINGS (0424) 436004



(UK) Ltd.,



(UK) Ltd.,

# LOWE ELECTRONICS LTD.

119 CAVENDISH ROAD, MATLOCK, DERBYSHIRE  
TEL. 0629 2430 OR 2817. TELEX 377482 LOWLEC G



## CS1577 130mm DUAL TRACE TRIGGERED SWEEP OSCILLOSCOPE

£480 + VAT

PRICE INCLUDES TWO X10  
FULL BANDWIDTH PROBES

- ★ 130 mm mesh PDA
- ★ DC - 30 MHz
- ★ 2 mV sensitivity
- ★ Signal delay
- ★ Auto level triggering
- ★ Display modes CH1, CH2, DUAL, ADD, X-Y
- ★ Single shot with variable hold off

### SPECIFICATION

Bandwidth: DC - 30 MHz (3 dB) 40 MHz (6 dB)  
Sensitivity: 2 mV/cm - 10V/cm  
Input R.C.: 1 M ohm 22 pF  
Risetime: 11.7 nS  
Overshoot: less than 3%  
Sweep time: 100 nS/cm - 0.5S/cm  
Linearity: better than 3%  
Calibrator: 1 KHz 100 mV square wave  
Trigger bandwidth: DC - 40 MHz  
Trace rotation: Electrical  
Phosphor: P31  
Power: AC 100 / 120 V / 220/240V  
Dimensions: 50/60 Hz 40W  
260mm x 190mm x 375mm  
Weight: 10 Kg


## TRIO OSCILLOSCOPES

FOR FULL DETAILS ON THESE AND OTHER MODELS, CONTACT THE SOLE AGENTS, LOWE ELECTRONICS

WW - 046 FOR FURTHER DETAILS

## CS1352 DUAL TRACE 15 MHz/2mV PORTABLE

£350 + VAT




The CS1352 oscilloscope offers you not only dual trace, 15MHz bandwidth operation at sensitivities down to 2mV/cm but also use from 100-240 Vac mains and portable operation using the optional rechargeable battery pack. Automatic charging is carried out when the CS1352 is plugged into a mains supply. Now you can have top performance both on the bench and out in the field — and at an affordable price.

## CS1575 DUAL TRACE 4 FUNCTION

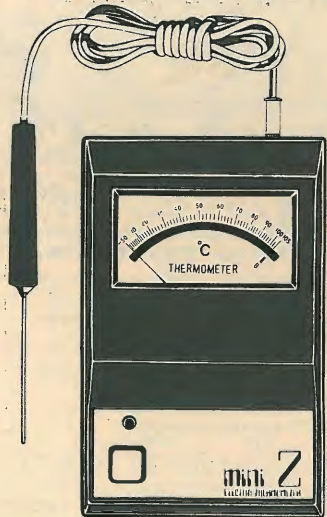
The CS1575 is a unique tool for the audio engineer. It features the normal facility of dual trace display with sensitivity to 1 mV/cm but not only can it display the input signals on two channels, it can **simultaneously** display the phase angle between them and measure the phase angle referenced to a zero phase calibration display. In addition to these unique features, you also have independent triggering from each channel to give stable displays even with widely differing input frequencies.

Absolutely indispensable to the professional audio engineer, the CS1575 is now in use all over the world. See it in action or send for complete details.

£278 + VAT



## ELECTRONIC INDUSTRIAL THERMOMETER



### THE MODERN WAY TO MEASURE TEMPERATURE

A Thermometer designed to operate as an Electronic Test Meter. Will measure temperature of Air, Metals, Liquids, Machinery, etc., etc. Just plug-in the Probe, and read the temperature on the large open scale meter. Supplied with carrying case, Probe and internal 1½ volt standard size battery.

Model "Mini-Z 1" measures from -40° C to + 70° C. Price £30.00

Model "Mini-Z 2" measures from -5° C to + 105° C. Price £30.00

Model "Mini-Z Hi" measures from + 100° C to 500° C. £33.00

(VAT 15% EXTRA)

Write for further details to

### HARRIS ELECTRONICS (LONDON)

138 GRAY'S INN ROAD, LONDON, WC1X 8AX

(Phone 01-837 7937)

WW - 038 FOR FURTHER DETAILS

Please phone for availability before ordering. All our prices include 15% VAT. Companies invited to send SAE for our up to date Wholesale price list.

# WHOLESALE ELECTRONIC COMPONENTS

	STOCK	PRICE
AU113	183	.98
BC183A	2,000	.036
BC 184L	7,000	.036
BC 212A	4,000	.036
4v7 ZENER	12,000	.02
3K. PRESETS	20,000	.013
TBA800	6,000	.44
7448	1,600	.20
.01uF DISC	10,000	.01
16 Pin DIL	10,000	.08

We also buy large packages of Components.

## STRUTT

ELECTRICAL AND MECHANICAL  
ENGINEERING LTD.

ELECTRONIC COMPONENT DISTRIBUTORS

3c Barley Market St., Tavistock, Devon PL19 05F  
Tel: TAVISTOCK (0822) 5439. Telex: 45263

WW - 008 FOR FURTHER DETAILS

**At last! Britain's very own monthly journal for Microsoftware, the LIVERPOOL SOFTWARE GAZETTE**



First issue includes:

- SARGON meets the Nascom-1 — *J. Haigh.*
- Pascal and the PET — *J. Stout.*
- Programming practices and techniques — *Dr. M. Beer.*
- I'm Pilot, fly me — *D. Straker.*
- Letter from America — *D. Smith.*
- Apple pips — *C. Phillips.*

Please subscribe 1st 12 issues of "Liverpool Software Gazette" I enclose cheque/PO for £6.00

Access No \_\_\_\_\_

Barclaycard No \_\_\_\_\_

Name \_\_\_\_\_

Org \_\_\_\_\_

Address \_\_\_\_\_

Post Code \_\_\_\_\_

Mail to: Microdigital Ltd, FREEPOST (No Stamp Required), Liverpool L2 2AB

WW — 011 FOR FURTHER DETAILS

the indispensable **BIRD 43**



**THRULINE® WATTMETER**  
 0.45-2300 MHz / 0.1-10,000 watts  
 The Standard of the Industry  
 What more need we say...

Exclusive UK representative


**aspen electronics limited**

2 KILDARE CLOSE, EASTCOTE, MIDDX. HA4 9UR  
 TELEPHONE: 01-868 1188 — TELEX 8812727

# IMPEX

The **BIG** name in small electric motors

- CINE CAMERAS TAPE RECORDERS
- RECORD DECKS VIDEO RECORDERS
- TELEVISION CAMERAS DISK DRIVES
- WASHING MACHINES RADAR DISPLAYS
- COMPUTER TAPE DRIVES VACUUMS
- CINEMAS RECORDERS
- RECORDERS
- TELEVISION DRIVES
- WASHERS
- COMPUTERS
- CINEMAS
- RECORDERS
- TELEVISIONS
- WASHERS
- COMPUTERS



and here's just one reason why . . .  
**WE'VE LINKED OUR STEPPER MOTORS WITH I.C.'s — A GREAT SOLUTION TO YOUR VARIABLE SPEED DRIVE AND POSITIONING PROBLEMS.**

It's ideas like this that make Impex leaders in small electric motors. In this case we've done away with costly and complicated electronic drive requirements and given you simplicity and efficiency at a price that makes sense. Why not find out more about the complete range of Impex motors. Contact us at the address below, or phone



**IMPEX ELECTRICAL**  
 Market Road, Richmond, Surrey, TW9 4ND.  
 Tel: 01-876 1047/8 and 01-876 8202/3/4.  
 Telex 929504

Products include: Synchronous Motors, Stepper Motors, DC Motors, Gearboxes, Electronic Switches, Stepper Motor Electronic Drive Systems, DC Motor Electronic Speed Control Systems.

WW — 103 FOR FURTHER DETAILS

# Quantum Electronics

## THE LATEST AND BEST SOURCE OF SUPERFI AUDIO EQUIPMENT

Although we may be a new name to you, our products use refinements of circuitry which has been well proven over the past few years. By redesigning to what we consider the optimum cost/performance/appearance breakpoint we can now offer the best sound per pound that you will find anywhere. In addition to the items below we can supply ready built power amps, with active crossovers if required, in a variety of options including custom designed and finished metalwork in small (5+) or large quantities. If you do not see what you want please enquire.

### 'STATE OF THE ART' PRE-AMP



Undoubtedly the best pre-amp on the market, it is supplied ready built, **not a kit**, and caters for disc, aux and 2 or 3-head tape machine. The built-in supply regulators require only rough dc, available from all our power amps or the matching mains supply kit, CSI. The performance is almost perfect, with virtually zero thd (< .002%, 1kHz), zero common mode distortion, fast slewing, high overload (40dB) and low noise (70dB mag). It is attractively finished in black and is also available in a special version to cater for moving-coil cartridges.

CI (mag): £67.85 CSI (mains supply kit): £10.13  
 CI mc (m-coil): £73.10 Module (trade and export only): £47.25, £51.60 (m-coil)

### 'DOMESTIC' POWER AMP KITS



P1: Mono 1 x 55W/80, 80W/40 £67.81  
 P2: Stereo 2 x 45W/80, 65W/40 £79.35  
 P3: Mono 1 x 130W/80 £83.32  
 P4: Stereo 2x110W/80 £99.48  
 P5: Mono 1 x 150W/80, 260W/30 £103.24  
 P6: Mono 1 x 250W/80 £112.35  
 Also available ready built POA

Styled and finished to match the CI, they are supplied with ready built and tested pcbs and require only simple assembly and point-to-point wiring of power transistors, supply, etc. In this way the possibility of errors and subsequent damage is drastically reduced. The performance, again, is second to none in this magazine, with ultra low thd <.005%, 1k, 10W) and fast slewing contributing to their established exceptional subjective qualities.

### 'SLAVE TRAY' & RACK MOUNTING KITS



ST1: Mono 1 x 55W/80, 80W/40 £49.45  
 ST2: Stereo 2 x 45W/80, 65W/40 £65.55  
 ST3: Mono 1 x 130W/80 £63.94  
 ST4: Stereo 2 x 110W/80 £93.61  
 ST5: Mono 1 x 150W/80, 260W/30 £79.74  
 ST6: Mono 1x250W/80 £86.25  
 Plain lid £4.23  
 Black lid £7.68

These kits are designed to cope with sustained high level use, for which the domestic kits are not suitable. The same high performance circuitry is used with the power transistors mounted on substantial external heatsinks. The "slave tray" is the bare bones of a power amp and comprises a simple plain finished chassis, tested amp pcbs and transistors, heatsinks and power supply. No specific connectors are supplied to allow flexibility of application. You can mount the slave tray in your cabinet or use our plain or black lid to achieve a match with our pre-amp. The slave tray forms the basis for the rack mounting kits which add a black lid and heavy gauge 3 1/2 ins black front. Low field toroidal transformers are used and there is spare room for extra circuitry if required. We stock a range of connectors for your convenience.

**RACK MOUNTING KIT:**  
 Slave tray (state which) plus £15.41  
 Also available ready-built POA



### MODULES: UP TO 250W r.m.s.


These modules are available in a variety of powers and forms (including L bracket mounting) to trade and export customers only. They come ready built and tested and use the same proven circuitry as the other amps in our range and set an unsurpassed standard of performance and reliability. We also have power supplies for use with these. Please contact us for prices with competitive quantity discounts. The module illustrated is a medium duty 250W rms type using 4 of the latest Japanese "super" power transistors.

**EXPORT:** We can deal efficiently with orders to any country. Please write with your specific requirements for a quote by return. All power amps can be wired for 110v mains.  
**INFORMATION:** Before ordering any of these or competitors' products, why not send for our detailed information? Large SAE or dollar bill please.  
 All prices shown are inclusive and all power ratings are real RMS watts, unlike the phony ratings of many modules. Although we try to deal with orders promptly, please allow 28 days to avoid disappointment. Large orders please phone for delivery date.  
**DISTRIBUTORS:** We are eager to establish distributors throughout the world and invite enquiries from interested parties.  
**SERVICING:** We offer an after-sales service, with fixed maximum charges, for all our kits.

1A STAMFORD STREET, LEICESTER LE1 6NL  
 Tel: 546198  
 USA: OX DISCO, BOX 123, CLAYMONT, DE 19703

# If we told you the best way to talk to your staff... what would you say?

We can tell you how to talk to your secretary, your accounts clerk, your foreman - or to all of them at once. We can now offer you the first really practical and economical duplex intercom system - for all your communication needs.



- The first 100% British designed and manufactured duplex intercom system
- Employs the smallest known control unit
- Offers paging facility as standard
- Conference facility up to 8 stations - also standard
- Uses less cable than competitive systems.

Easier to install - More standard facilities - And less expensive than most other systems



**Barkway Electronics Ltd, Barkway, Royston, Herts SG8 8EE**  
 Telephone Barkway (0763 84) 666  
 Telex 817651. Barcom G

WW - 042 FOR FURTHER DETAILS

# carbon film RESISTORS

PRICES REDUCED. SEND FOR DETAILS NOW



## AERO SERVICES LTD.

'42-44A-46 Westbourne Grove  
 London W2 5SF  
 Tel. 01-727 5641 Telex 261306

WW - 029 FOR FURTHER DETAILS

# QUARTZ CRYSTALS

made to your spec. **FAST!**

MOD & CAA APPROVED



**AEL CRYSTALS LTD.**  
 GATWICK HOUSE, HORLEY, SURREY, ENGLAND RH6 9SU  
 Telephone: Horley (02934) 5353 Telex: 87116 (Aerocon Horley)  
 Cables: Aerocon Telex Horley

WW - 035 FOR FURTHER DETAILS



Visit the

# PROFESSIONAL Viewdata EXHIBITION

**A DEMONSTRATION OF EQUIPMENT  
AND SERVICES FOR THOSE PROFESSIONALLY  
ENGAGED IN TELETEXT AND VIEWDATA**

- There is enormous scope for the use of viewdata as a private internal communication system for large and small businesses and organisations alike.
- The Professional Viewdata Exhibition is planned to bring together information providers, those interested in the use of teletext and viewdata for private use, and the providers of the necessary hardware and services.
- It shows what equipment is available, what it can do and who supplies it, and how it helps solve problems of information storage, retrieval and dissemination.
- An exclusive event for professionals, the Exhibition is presented by "Viewdata & TV User" magazine with the support of the Association of Viewdata Information Providers, the Post Office and the Department of Industry.
- It is held concurrently with the AVIP members' November conference, also at the West Centre Hotel.

(If you are a Prestel Subscriber, key \*45606 #  
for more details)

**West Centre Hotel, Lillie Road, Fulham, London,  
November 7 & 8**

*from 10 am each day.*

*Nearest Underground station - West Brompton on the Wimbledon branch of the District Line. On leaving the station, turn left; the West Centre is clearly visible a few minutes' walk down Lillie Road. There is no charge for admission, which is by registration at the door.*

# interface

## NASCOM'S NEW BIG DISTRIBUTOR

### NASCOM-2 + FREE 16K RAM

Here's an offer you can't refuse:  
Because of the lack of availability of MK 4118 RAMs, Nascom Microcomputers is supplying its Nascom 2 without the 8 spare 4118s but with a FREE 16K dynamic RAM board.

When the 4118s become available, Nascom 2 purchasers can have them at the special price of £80 + VAT for the 8K.

So, for £295 plus VAT this is what you get:

#### MEMORY

- 16K RAM board (expandable to 32K).
- 8K Microsoft BASIC.
- 2K NAS-SYS 1 monitor.
- 1K Video RAM.
- 1K Workspace/User RAM.
- Main board sockets for the 8x4118s or 2708 EPROMS.

#### MICROPROCESSOR

- Z80A which will run at 4MHz but is selectable between 1/2/4 MHz.

#### HARDWARE

- Industrial standard 12" x 8" PCB, through hole plated, masked and screen printed. All bus lines are fully buffered on-board.

#### INTERFACES

- Licon 57 key solid state keyboard.
- Monitor/domestic TV interface.
- Kansas City cassette interface (300/1200 baud) or RS232/20mA teletype interface.

The Nascom 2 kit is supplied complete with construction article and extensive software manual for the monitor and BASIC.

NASCOM-2 + FREE 16K RAM  
+VAT  
+P&P  
£1.50

£295

No more slaving over a hot soldering iron - the Nascom 1 is now supplied BUILT!  
Britain's biggest small system is available fully constructed for you to slot into your own housing for the ridiculously low price of £175 plus VAT (kit price still only £165 plus VAT).

## nascom-1

12" x 8" PCB carrying 5LSI MOS packages, 16 1K MOS memory packages and 33 TTL packages. There is on-board interface for UHF or unmodulated video and cassette or teletype. The 4K memory is assigned to the operating system, video display and EPROM option socket, leaving a 1K user RAM.

The MPU is the standard Z80 which is capable of executing 158 instructions including all 8080 code.

NASCOM-1 BUILT

£175 +VAT  
+P&P  
£1.50

**NASCOM FIRMWARE**  
NASBUG T2: £12.50 + VAT + 30p P+P  
NASBUG T4: £25.00 + VAT + 30p P+P  
NAS-SYS 1: £25.00 + VAT + 30p P+P

### NASCOM HARDWARE

Motherboard: £5.50 + VAT + 50p P+P  
Mini Motherboard: £2.90 + VAT + 50p P+P  
3 amp PSU: £29.50 + VAT + £1.50 P+P  
VERO DIP board: £10.50 + VAT + 50p P+P

### NASCOM SOFTWARE

8K BASIC tape: £15.00 + VAT



# Soundstar

from Beyer Dynamic

- True supercardioid characteristic
- Well balanced, rising frequency response with low frequency roll-off and presence boost
- Built-in hum bucking coil to cancel electromagnetic hum
- Breath and "pop" filter
- On-off switch
- Professional three-pin audio connector



## DESCRIPTION AND APPLICATIONS

The Beyer Dynamic model M 400 N (C) soundstar mk II is a unidirectional moving coil microphone, especially designed to meet the demand of musicians, singers and entertainers for an elegant and superb sounding microphone. It is also an excellent microphone for instrument pick up and well suited for a variety of broadcast, recording and stage applications. Its supercardioid pickup pattern minimizes background noise and other undesirable acoustic effects. A highly effective built-in burst filter controls explosive breath and "pop" noises. For boom, stand and hand use, indoor and out, the M 400 is unaffected by humidity and temperature extremes. Its rugged construction makes this microphone particularly suited to withstand the rigors of professional use. The microphone is fully fieldserviceable.

# M 400 N (C)

soundstar mk II

**Beyer**  
**Dynamic**

Beyer Dynamic (GB) Ltd. 1 Clair Road, Haywards Heath, Sussex RH16 3DP. Tel: (0444) 51003.

WW-109 FOR FURTHER DETAILS

## J E S AUDIO INSTRUMENTATION



Illustrated the Si 451 Millivoltmeter — pk-pk or RMS calibration with variable control for relative measurements. 50 calibrated ranges **£70.00.**

Si452 ..... **£56.00**  
Distortion Measuring Unit  
15 Hz — 20 KHz — .01%

Si453 ..... **£70.00**  
Low distortion Oscillator,  
Sine—Square—RIAA

PRICES plus VAT

**J. E. SUGDEN & CO. LTD.** Tel. Cleckheaton (0274) 872501  
**CARR STREET, CLECKHEATON, W. YORKS BD19 5LA**

WW — 030 FOR FURTHER DETAILS

## TV TUBE REBUILDING

Faircrest Engineering Ltd., manufacture a comprehensive range of equipment for processing all types of picture tubes, colour and mono. Standard or custom built units for established or new businesses. We export world-wide and have an excellent spares service backed by a strong technical team.

Full training courses are individually tailored to customers' requirements.

For full details of our service contact Neil Jupp

## FAIRCREST ENGINEERING LTD.

Willis Road, Croydon, CRO2XX.  
01-684 1422, 01-689 8741

WW — 049 FOR FURTHER DETAILS

## we wondered why....

The B.B.C., British Rail, B.A.C., Decca Acoustics, Institute of Sound and Vibration Research, I.C.L., Post Office Telecommunications, Philips Research, U.K. Atomic Energy Authority, and many Universities were among our customers.

Maybe they liked the competitive prices of our modules, or the fact that all modules have a frequency response from 20Hz to 22kHz — 0.2dB, a slewing rate of 8 volts per microsecond, input sensitivity of 0dB (0.775V), a damping factor greater than 400 to 1kHz and a total harmonic distortion less than 0.055% at 1kHz.

Or could it be that they went for the reliability and the comprehensive protection circuitry. Then there is the full 2 year guarantee which accompanies our range of modules.

OR PERHAPS ..... THEY JUST LIKED THE SOUND OF US!

J.P.S. ASSOCIATES  
(ASTONKILN LTD.)  
BELMONT HOUSE  
STEELE ROAD  
PARK ROYAL  
LONDON NW10 7AR  
Tel: 01-961 1274/5



### BELGIUM

Stedek Elektronika  
Tienestraat 280  
3000 Leuven, Belgium  
Tel. (016) 22-4534  
Contact Mr. Leo Swinnen

### ENGLAND, Midlands

CROXFORD CUSTOM EQUIP.  
64 London Road  
Leicester  
Tel. 0533 538465  
Mr. Phil Croxford

### ENGLAND, West

SEYERSIDE AUDIO & LTD  
29 The Promenade  
Gloucester Road  
Bristol BS7 0TZ  
Tel. 0272 41666  
Mr. Peter Hanny

### ENGLAND, South

R.E.W. AUDIO VISUAL  
128 Charing Cross Road  
London  
WC2  
Tel. 01-436 2372  
Mr. John Cowan

### SCOTLAND

ATMOSPHERE LTD & SOUND  
57 Nelson Street  
Aberdeen  
Scotland  
Tel. 0224 572965  
Mr. Keith Mann

### FRANCE


MUSIQUE & SON  
1 Residence Bel-Event  
35260, Cancale, France  
Tel. (89) 89 67 77  
Mr. Yves Jarnois



J.P.S. 60 : 60 Watt.  
J.P.S. 100 : 100 Watt.  
J.P.S. 150 : 150 Watt.

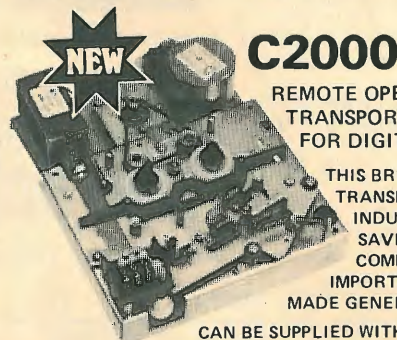
Power supplies available to suit all modules. Send for further information on our range of pre-amplifier modules. JPS products are now stocked at the distributors shown below. Further information on all products available direct from JPS Associates or via reader reply service.

All modules are made in the United Kingdom.



WW — 039 FOR FURTHER DETAILS

## QUALITY REEL TO REEL & CASSETTE TAPE HEADS + MECHANISMS



### NEW C2000

REMOTE OPERATION TAPE TRANSPORT MECHANISM FOR DIGITAL OR AUDIO.

THIS BRITISH MADE CASSETTE TRANSPORT HAS GIVEN INDUSTRY A GREAT COST SAVINGS OVER COMPARABLE FOREIGN IMPORTS AND IS NOW BEING MADE GENERALLY AVAILABLE.

CAN BE SUPPLIED WITH TAPE FAIL/END DETECTION, SEARCH, AND FAST ERASE. SOLENOID CONTROL PROVIDES FULLY REMOTE OPERATION.

WRITE NOW FOR FULL DETAILS  
BASIC PRICE £60.30 INC. VAT.

### POPULAR UNIVERSAL CASSETTE TAPE HEADS

B12-01 Mono Playback.....	£1.89	C42RPH04 Stereo GLASS FERRITE R/P.....	£11.60
B12-02 Mono Record/Playback.....	£4.02	C42RPS18 Stereo TWIN GAP R+P.....	£25.21
B24-01 Stereo Playback.....	£3.30	E12-09 Mono/stereo erase .....	£ 1.85
B24-02 Stereo Record/Plbk.....	£6.66	B22-02 Twin 1/2 track R/P.....	£ 5.97
B24-07 Stereo R/P, (Dolby Stsm).....	£7.87	C44RPH03 Quad 1/4 track R/P.....	£13.17
C42RPH20 Stereo SENDUST R/P.....	£9.28	C44RP2ES01 Quad 1/4 track combined R/P + Erase.....	£26.45
C42RPE01 Stereo combined R/P + Erase.....	£10.93	C22ES02 Twin half track erase.....	£ 4.72

SEND FOR OUR FULL CATALOGUE 25p.

**MONOLITH**  
THE MONOLITH ELECTRONICS CO. LTD.  
5/7 CHURCH ST., CREWKERNE, SOMERSET, ENGLAND. (0460) 74321

PLEASE ENCLOSE 30p P&P WITH ORDER

ALL PRICES INCLUDE VAT

WW — 019 FOR FURTHER DETAILS

## MiniM



## LET US TURN YOUR HI-FI ON with our DIGITAL TIMER

The Minim Digital Timer is an accurate 24 hour clock, with the facility to switch mains operated equipment ON and OFF at independently pre-set times; it can switch appliances up to 1.5 kW — the biggest hi-fi, TV, heaters, lights, etc. It is very easy to set the time and lights illuminate to clearly show the settings. Housed in an attractive teak veneered cabinet size 7in. x 5in. x 2in. approximately.

**Price £39.95**

Please send me further details of your Digital Timer and other products in your range.


Name .....

Address .....

W2

**Minim Audio Limited, Lent Rise Road, Burnham, Slough SL1 7NY. Tel: Burnham 63724.**

WW — 095 FOR FURTHER DETAILS



## fact: professional studio technology comes to home hi-fi!



There is a new pickup cartridge line that is the talk of the recording and broadcasting industries: the Shure SC39 Series. It is the first professionally optimized combination of true high fidelity performance, superb trackability, resistance to stylus damage under gruelling conditions, and prolonged record life. These unique features make the SC39 ideal for high quality home applications as well.

### if you prefer a professional cartridge

Use the cartridge developed for professional recording studios. The SC39 Series has a special strengthened internal stylus-support wire and elastomer bearing to improve stability when professional backcuing and slip-cuing techniques are employed.

In addition, the SC39 offers a unique stylus tip *not available on any other cartridge*: the MASAR™ tip, designed for playing even delicate lacquer masters, without objectionable noise build-up or "cue-burn" damage. It even helps when playing discs with high surface noise, or 45 rpm records made from reprocessed, substandard vinyl or polystyrene.




### if youngsters have access to your hi-fi




This cartridge also comes close to being "butterfinger-proof." Most stylus damage is caused either by dropping the cartridge or by pushing the stylus sideways against the edge of a record. To protect against this, the SC39 is equipped with two remarkable features. The first is the *Lever-Operated Stylus Guard*, which locks the stylus guard in safety position when not in use. With the flip of a thumb, the guard snaps up and the operating lever turns into a handy cuing aid.

In addition, the *SIDE-GUARD Stylus Deflector* protects the stylus shank from damage by withdrawing it safely into the cartridge body in response to sideways impacts.



Lever-Operated Stylus Guard



SIDE-GUARD Stylus Deflector

### if you prefer professional response

The transparent sound of the SC39 Series is due to its optimized professional response which is virtually flat through the upper mid-range, with a smooth and gentle rolloff at the highest frequencies. It is especially pleasant when used with loudspeakers that tend to exaggerate the high frequencies.

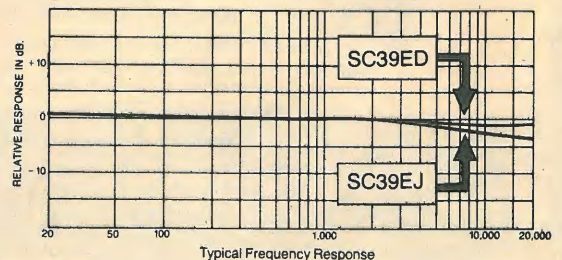
There are three models in the SC39 Series:

SC39ED—Biradial (Elliptical) stylus for ¾ to 1½ gram tracking

SC39EJ—Biradial (Elliptical) stylus for 1½ to 3 gram tracking

SC39B—Spherical stylus for 1½ to 3 gram tracking

Send for brochure AL620.



## SC39 series professional pickup cartridges... by



Shure Electronics Limited, Eccleston Road, Maidstone ME15 6AU—Telephone: Maidstone (0622) 59881

WW — 067 FOR FURTHER DETAILS

# wireless world

## Trickle, trickle little chip

**Editor:**

TOM IVALL, M.I.E.R.E.

**Deputy Editor:**

 PHILIP DARRINGTON  
Phone 01-261 8435

**Technical Editor:**

 GEOFFREY SHORTER, B.Sc.  
Phone 01-261 8443

**Projects Editor:**

 MIKE SAGIN  
Phone: 01-261 8429

**News Editor:**

 RAY ASHMORE, B.Sc., G8KYY  
Phone 01-261 8043

**Communications Editor:**

 TED PARRATT, B.A.  
Phone 01-261 8620

**Drawing Office Manager:**

ROGER GOODMAN

**Production & Design:**

ALAN KERR

**Advertisement Controller:**

G. BENTON ROWELL

**Advertisement Manager:**

 BOB NIBBS, A.C.I.I.  
Phone 01-261 8622

DAVID DISLEY

Phone 01-261 8037

BARRY LEARY

Phone 01-261 8515

**Classified Manager:**

 BRIAN DURRANT  
Phone 01-261 8508 or 01-261 8423

NEIL McDONNELL

 (Classified Advertisements)  
Phone 01-261 8508

JOHN GIBBON (Make-up and copy)

Phone 01-261 8353

**Publishing Director:**

GORDON HENDERSON

Place a microprocessor in the soil-begrimed hand of an Indian peasant and tell him that this is the latest thing for increasing material wealth, and he will stare at you in utter disbelief. What possible connection could there be between this enigmatic device and the simple tools by which he scrapes a meagre existence from the dusty plains around him? The very height of his aspiration in technological development is that one day he might be able to replace the animal drawing his plough with a tractor. And yet, ironically, the price of microprocessors is now so low that he could probably buy one in a few weeks or months, if there were any point in doing so.

While Britain and other industrialized countries debate the impact of new technologies such as microelectronics and squabble over how the economic benefits should be shared out, there stands in the background, casting a great shadow over all of us, the poverty and deprivation of the majority of mankind. Today, when there are no longer any technical reasons for failing to supply all the world's inhabitants with adequate food, clothing, shelter and health and education services, it is a crime against humanity that in Europe, America and Japan we have huge productive resources locked up in catering for the buying power of an already affluent minority which has been made avid for luxury goods such as (in our field) television games, hi-fi equipment, home computers and microprocessor-driven door chimes.

Conservative minded politicians, industrialists and their tame economists argue that it will all come right in the end, by a process of what they call "trickle down." The present stark inequalities between peoples will eventually be smoothed out by improvements in capital investment and productivity in the poor countries. Meanwhile they shed crocodile tears and continue to give economic "aid" which in practice merely increases the dependence of these countries on the technology of the rich and powerful

ones, and on the multi-national corporations, and is used cynically as a weapon in the world power struggle.

One possible solution to the problems of the poor countries is "alternative technology," as it is popularly known. In most cases this means the use of labour intensive manufacturing techniques instead of the capital intensive, labour saving ones that the industrialized countries have developed so thoroughly. This may prove helpful as an intermediate measure, but in the long term the poor countries are not likely to want to shut their doors permanently against high technology. In a recent paper presented to UNCTED (United Nations Conference on Science and Technology for Development) at Vienna, the Research Policy Institute at the University of Lund, Sweden, points out that labour intensive manufacturing could become a dead end, because there are fundamental limitations to human powers compared with the increasing speed, accuracy, reliability and low cost production of modern electronically controlled machines. Consequently the goods made by "alternative technology" methods could become relatively lower in quality, less attractive and therefore less competitive on world markets. The Institute thinks that the developing countries should harness high technologies such as microelectronics to increase the productivity of their industries as a means of accelerating capital accumulation. "This capital is essential for rural and urban development and for providing manufactured inputs for agriculture as well as for meeting the essential material needs of the entire population at the lowest possible cost."

The Institute's call for microelectronics technology to be diffused as rapidly and openly as possible to the whole world, instead of just being left to "trickle down," is heartening and optimistic for engineers and technicians who work in this field and perhaps see it at present as a narrow specialization.

# Europe responds to Japanese video


Internationale Funkausstellung, Berlin 24.8-2.9

by Geoffrey Shorter

Highlight of the 1979 International Radio TV Exhibition was undoubtedly the consolidation of a European video effort, spearheaded by the public launch of the Video 2000 system. Just how successful the Grundig-Philips joint effort would be was more the talking point than the media-political questions and micro/p.c.m./TV projection gadgetry.

TWO REASONS WHY TV companies are looking toward a video boom to help them out: First there is a gradual leveling off in demand for colour television in Europe, especially Germany, as the number of households with colour sets increases, tending to make sales progressively more difficult. And second, manufacturers must be expecting increased competition as the ageing PAL patents, which have hitherto protected the European large-screen tv market, run out. So the declining market share of Europe's two video cassette recorder manufacturers — Philips & Grundig — in the now fast-growing market of video cassette recorders is doubly bad news for them. "This is probably the most important area in terms of prospects and growth. It must not be lost to firms overseas" says Roland Klink, Grundig video product manager. "This is not a question of prestige" added Klink, "but primarily one of maintaining jobs", as he introduced the long-awaited response to the VHS and Betamax systems. The Video 2000 system, developed jointly by Grundig & Philips to keep the technology of video recording in Europe, aims to "put European video recorder engineering in a leading position in the world". And to consolidate their joint stand with Grundig, Philips are expecting to take a 24.5% stake in Grundig\* — the maximum allowed by the German cartel office.

Main design aim of the Video 2000 system was to reduce tape usage below that of Betamax but without making any sacrifice in quality. At the same



time the system was to allow rapid location of programmes and anticipate all foreseeable future developments. For example, stereo sound can be catered for by using a 650µm-wide audio track. Near the tape centre room has been left for a control track, not used on the present models, which could be used for time codes or other marker signals. An automatic track following technique makes it easier to introduce new features, and a keyed cassette will cater for new tape types, e.g. iron particle tape.

The most obvious way to reduce tape consumption is to narrow the video track width. Now that would normally result in a tape speed below the 1.87cm/s of Betamax, and sound quality would then noticeably deteriorate — and it sounds muffled at that already low tape speed. Philips and Grundig solved this problem by using only half of the ½-in tape width, which means that the tape can run at double its lowest theoretical speed ( $2 \times 1.22\text{cm/s}$ ) for the same tape area, thus easing the sound quality problem. (Conscious of the poor sound quality at these speeds Philips have added a dynamic noise suppressor to improve signal-to-noise ratio by 8dB to a weighted figure of 52dB; at 10kHz h.f. response is down 6dB on Grundig's Video 2x4 model and actually 8dB on the Philips VR2020). The track width

*Sheer size is the most apparent feature of the German Radio and TV Exhibition, attracting 628,000 visitors and 525 exhibitors (383 from abroad) within its 90,000 square metres.*

- Sales of video recorders in Federal Germany were 95,000 last year; 150,000 expected this year.
- UK imports were 29,000 for the first seven months of 1978; figure for same period 1979 is 100,000.
- In 1978 over half the value of imports to the UK were from Japan: in first six months of this year two thirds were. In terms of quantity the number of units from Japan is now three quarters.
- Exports to Europe from Japan amounted to about 55,000 units in 1978 first half; for the same period 1979 number is 206,722.
- Since 1976 Japanese production of video tape recorders increases at the rate of 600,000 a year.

\*Grundig have since announced signing of contracts on 5 September. Philips will hold 32.03% of Grundig EMV & Co KG, 67.97% of the capital remaining with the Max Grundig Trust. Cartel regulations restrict voting proportion to Grundig 75.5%, Philips 24.5%. Philips receive a loan from the Trust of 400 million guilder, convertible into 10 million Philips shares of 10 guilders each.




chosen is a third less than that of Beta-max (see table), and it is "dynamic track following" that has enabled the quality of their N1700 series to be maintained especially, they say, for still, slow-motion and speed-up playback, while reducing track width by a factor of four.

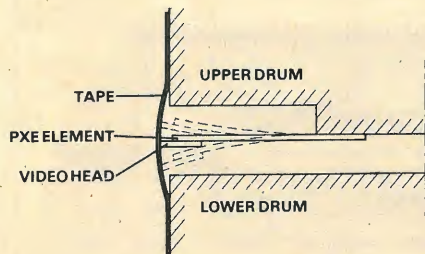
In this technique the positions of the two video heads on the head wheel are adjusted by piezoelectric actuators. And because of the absence of guard bands, the inherent by hysteresis in the actuator material and other tolerances, the two heads must be precisely aligned during recording. This is achieved by recording with one actuator in a nominal position and the other in a control loop. A signal, situated below the colour information in the spectrum at 223kHz, is recorded in the vertical blanking interval at the beginning of each track. Its amplitude value, lasting for 1½ lines, is stored and the heads switched to play so that crosstalk from the preceding track containing a similarly recorded signal can be read, at a level that depends on its distance from the head.

As displacement of the two tracks is less 1½ lines, each burst in a subsequent track finishes at the beginning of the burst of the one previously recorded. The difference is used to feed the head actuator so that a predetermined crosstalk figure is achieved.

The track following mechanism is also operative on playback. To allow the side of the track and head to be identified four supplementary track-following signals have to be recorded on each of four consecutive tracks, and at four different frequencies that do not interfere with the picture signals (102, 117, 149 and 164kHz are chosen). Three frequencies are picked up and fed to a mixer, one from the track being followed and one crosstalk signal from each adjacent track, together with a reference signal of a frequency equal to that on the wanted track. The output contains sum and difference frequencies; filtering eliminates the sum signals leaving two difference signals that are rectified, compared and the resultant control signal used to actuate the corresponding head position and tape servo. This is the feature that enables the manual track control, needed in all previous systems, to be dispensed with. The sync track featured in other systems isn't needed either. (There are two, so far unused, control signal tracks in the V2000 format, which may be used for coded programme identification.) The sequence of 'tones' is: head one records 102kHz, head two 117kHz, head one 164kHz and head two 149kHz. As a particular arbitrary example consider head one playing 102kHz with crosstalk frequencies of 117 and 149kHz appears, and if it deviates upward a 15kHz signal is produced. (For head two, playing 149kHz, a downward deviation provides 164-149=15kHz, whereas an upward deviation gives a high difference 49-102=47kHz.) Through a compa-



*Tape consumption of the Philips/Grundig compact video cassette recorder works out to be 0.56 m<sup>2</sup> per hour - 35% lower than Betamax and nearly 50% lower than VHS - about 10 guilders per hour, say Philips. Kernel scanning assembly shown will be bought by Körting, Loewe, Metz, ITT.*



*Piezoelectric actuators allow video head movement to be controlled automatically both on record and playback with the aid of recorded guidance signals.*

rator and corresponding actuator these difference signal levels keep the heads in the correct position. If the two video heads move in the same direction, the control voltage is fed to the tape servo to move the tape and achieve correct alignment.

Relative head-tape speed is the other factor effecting tape consumption, being determined by the shortest recordable wavelength of about 1µm. The 5.08m/s speed derives from a tape speed of 2.44 cm/s - phase controlled by a 116.4 rev/min directly-driven tacho-capstan and reference oscillator (on record) of 419.376Hz - and a 65mm dia. head drum rotating at 1500 rev/min in the same direction as the tape. A photograph shows the head drum assembly with recessed guide groove, protruding spindle and slip rings, audio and erase heads and tape guides. The lower, fixed tape drum contains the motor for the upper head disc. Coupled to a 125-pole tacho generator, the disc triggers one pulse per revolution, which rate is compared with a 25Hz reference, obtained by dividing the vertical frequency during record and by a quartz oscillator during play. The whole scanning unit is factory-adjusted and can be readily exchanged during servicing. Philips say they will supply the assembly to "reputable" manufacturers.

As with earlier Philips and Grundig VCR machines angled heads at ±15° reduce crosstalk in the luminance region. And a comb filter and adder circuit is designed to eliminate crosstalk from the chroma signal, which is translated down to a 625kHz sub-carrier.

Microprocessor sequence control, search tuning and programmability are features of the first machines. The Philips model VR2020 stores 26 programme tunings (19 in the UK) and memorizes five recording times, with start and stop times, day and channel number for up to 16 days in advance. The Grundig Video 2×4 model however has an eight-station memory and allows programming of four times over a period of ten days, individually alterable. The two companies are of course quite free to produce completely different machines; the essential provision is that of complete interchangeability of cassettes, a feature guaranteed by the automatic track following technique. Price of the VR2020 model will be 20-30% higher than that of the N1702 recorder. Philips, Eindhoven say that both the N1500 and N1700 series will remain "as long as there is demand for them" but a later statement from the UK end that "the series will continue into 1980" is less open.

★ ★ ★

Back in 1974, the only video cassettes (Sony and VCR) lasted an hour at most and consumed tape at the rate of 6.6m<sup>2</sup> per hour or more. The announcement by BASF of a two-hour longitudinally-recorded cassette with a tape consumption of 2.3m<sup>2</sup> per hour looked good, especially as the 28 tracks on the 6.25mm tape could be copied simultaneously. Three years later, at the 1977 Berlin show BASF gave a progress report which showed it could get 48 tracks onto 8mm of tape; with a tape speed of 4 m/s and using 6µm-thick tape they could get up to two hours playing time. Since then, things have changed dramatically of course. LVR can no longer compete on the ground of tape consumption, nor on the basis of playing time, though BASF can now put 72 tracks on the tape and get a playing time of three hours. Claims laid to lightweight operation are being eaten away too - Hitachi announced an NTSC portable VHS recorder weighing 5.7kg, very close to BASF's 5kg - though it's pretty obvious LVR has potential for further miniaturization. Playing for three hours then, the BASF video cassette (cartridge?) measures 114×106×17mm and making it the world's smallest. Actually BASF wouldn't have been able to claim this distinction if they hadn't obtained an injunction preventing Blaupunkt from showing a miniaturized version. The two firms announced a licensing contract for the development of longitudinal video recording two years ago using the Newell tape transport

approach. Shortly after Blaupunkt were sponsored by the Federal ministry for research and technology to investigate the possibilities of an ultra-small drive unit that would play for 30 minutes and fit inside a video camera. On development of their Mini-Maz 1, as Blaupunkt called it, it seemed clear to BASF that some of their ideas had been used, at least from the account of it published in *Funkschau* (August 17 issue); hence its non-appearance at the exhibition.

In the BASF recorder, shown for the first time in pre-production form at Berlin, the transport mechanism feeds tape longitudinally past the head. A central motor and capstan are in close contact with each of two tape reels. The combined magnetic head can be placed in any of 72 different positions on the 8mm tape and a display shows track position from 1 to 72. One pass through of the tape takes 2½ minutes, after which the head is stepped to the next

### Characteristics of recent domestic video systems shows trend to narrower track width and lower tape consumption in helical scan systems

	VCR	VCR-LP	SVR	VHS (PAL)	Beta (PAL)	2000	BASF (Longitudinal)	Toshiba
Max. time (h)	1	2+	4	3+	3	8	3	1
Track width (µm)	130	85	51	49	33	22.5	100	50%
Tape speed (cm/s)	14.3	6.56	3.95	2.4	1.87	2.44	400	600
Tape width (mm)	12.5	12.5	12.5	12.5	12.5	12.5	8	12.5
Tape usage (m <sup>2</sup> /h)	6.6	3	1.83	1.07	0.86	0.56	1.6	1.25
Write speed (m/s)	8.1	8.1	8.2	4.85	5.83	5.08	4	6
Drum diameter (mm)	105	105	105	62	74.5	65	—	—
Head angle (deg)	±15	±15	±15	±6	±7	±15	—	—

track and the running direction reversed. Total running time is therefore 7×2.5 minutes, or 3 hours. Reversing is done in a period that is a multiple of the field time – in this case 100ms. Reversal starts at the beginning of a field and ends synchronously at the end of the fifth field and results in an almost unnoticeable interruption, comparable with a scene change. A timebase corrector reduces error on the combined video and sound signal to 60ns.


The recorded signal uses the "colour under" approach with two frequency modulated sound carriers of about 100 and 200kHz. BASF say the recorder could be used for high quality or studio sound application, in place of digital recording equipment, but their suggestion that "expensive digital recording techniques may become obsolete for consumers" is a little over-enthusiastic. Present audio capability of the video system is an improvement for video cassette recorders, with a response to 12.5kHz, a signal-to-noise ratio of 56dB, and a wow and flutter of 0.01%, thanks to the timebase corrector. An attractive feature – besides the potential for compactness that the transport gives – is that all 72 tracks can be duplicated in minutes in one pass. Marketing is planned mid-1980.

An engaging comparison of video recorders on the BASF stand showed a surprisingly similar performance on programme – at a somewhat superficial level between all the current formats, but the comparison didn't include the Toshiba longitudinal recorder, first shown at this year's Consumer Electronics Show, Chicago. This endless tape system uses a special lubricant layer backing on the tape and eliminates the signal breaks of the BASF LVR. Playing time is 17 seconds×220 tracks. The unit measures 250×140×330mm and the cassette 135×35×140mm. The NTSC prototype unit demonstrated gave rather poor colour and sound performance, but a good noise reduction system could easily improve the 40dB sound signal-to-noise ratio. Incidentally, Dolby Laboratories announced that the VHS group of manufacturers, Matsushita, Mitsubishi, Akai, Hitachi and Sharp, have all agreed to add Dolby B noise reduction (much needed) to the new two-channel VHS recorders as a standard feature.


★ ★ ★

Like the Dolby B system, Telefunken's High Com is a simplified form of a studio compander. Telefunken's approach back in 1970 was to look for a technique that would


- provide adequate compression and expansion
- be complementary in behaviour, even with errors in the transmission channel
- not change spectral balance in the case of transmission errors



New front loading Video 2000 format is adopted by Philips, who will also make recorders for Körting (shown above), Loewe-Opta and Metz, and by Grundig who will also manufacture for ITT.



BASF say they will sell 5kg longitudinal video recorder next year (right-hand part of picture above) while Toshiba NTSC model (left) is still in the laboratory.




- reduce audibility of noise to at least that obtaining between signals, and
- not cause audible noise modulation.

The result, "telcom C4", appeared in 1974/75 featuring four independent bands so that attack and decay times could be optimized and masking made more effective. Attack time was chosen so that for transients gain adjustment is completed in a quarter-cycle of the uppermost frequency of the band; decay time is adjusted so that non-linearity distortion didn't exceed 0.1%.

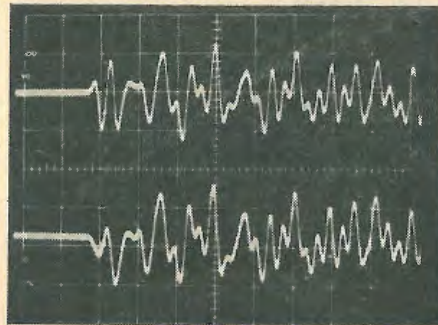
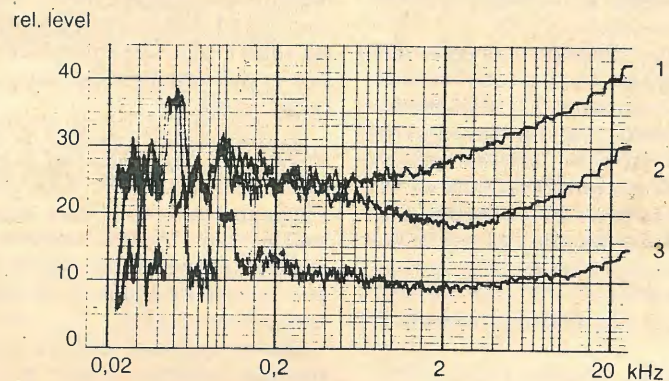
However the consumer type is a wideband compander, with fixed h.f. pre-emphasis during compression and de-emphasis on expansion acting to reduce audibility of noise when masking fails. Turnover frequencies are 1.2 and 8.6kHz. Noise suppression amounts to ZOdBA weighted (see Fig. ); in "silent" passages, High Com gives 11dB less noise than Dolby B. Another difference of course is that this suppression is effective over the whole of audio band, including hum frequencies. And according to developer Gerhard Dickopp transmission errors of up to  $\pm 6$ dB in level  $-3$ dB at 10kHz do not result in any impairment in (static) amplitude response. Harmonic distortion arising from negative-going transients is given as 1% at 30Hz, reducing to 0.2% at 1kHz in less than 200ms. (Fig. shows response time to a positive-going transient.)

The Telefunken people didn't think the recent addition to the Dolby B system would alter things as far as High Com is concerned. By using the control signal of B-type circuitry, the HX or headroom extension technique adjusts recording bias and equalization automatically to allow recording up to 10dB higher in level at 10kHz (3dB at low and mid-frequencies). But a sentiment voiced more than once was that the improvement was too little, too late to present any real resistance to High Com.

Telefunken say they had made contact with 60 firms so far and had 30 "interested". Hans-Joachim Thuy, licensing manager for High Com, told us this had culminated in seven firm licensees in Japan and the USA. And they were expecting German cassette recorder makers to adopt it shortly, more or less *en masse*. Telefunken are initially supplying assembled compander boards to set makers for around DM20; and will hope to have a second source for the U401B i.c. used in the compander. Fifteen exhibitors displayed prototype High Com cassette recorders, though not all are licensees yet, including Aiwa, BASF, Blaupunkt, Eumig, Europhone, Grundig, Körting, Nakamichi (with a two-band version), Saba, Schneider, Uher, as well as Telefunken of course. Though Telefunken stopped making open-reel recorders almost two years ago, a separate noise reduction unit is planned for 1980 so that open-reel fans can benefit too.



First cassette deck using Telefunken High Com system for noise suppression offers 76dB signal-to-noise ratio.



Noise spectra of FeCr tape cassette without compander (1), with compander of Dolby B kind (2) and High Com (3).

Waveforms from a struck triangle shows how quickly High Com compander responds to transient information (bottom trace is with compander; horizontal axis 200ns/div.)

## 1980 viewdata trial

Viewdata, or to give it its German name Bildschirmtext, is big news in the Federal Republic of Germany at present. Introduced to the public for the first time in 1977 (see Berlin report, Nov. 1977, pp.46-9) it has made significant progress since then. At this year's Funkausstellung, Bildschirmtext was one of the major attractions and talking points, and emerged as a focal point of general and professional interest. To a casual observer, it looks remarkably like our own Prestel system. Small wonder, in view of

Reported by D. Fishman

the sale to the German PTT (Deutsche Bundespost) successfully concluded in 1977 by the GPO. This gave the DBP the right to use the software developed for Prestel, as well as the ability to draw on UK expertise and to benefit from the experience gained on the British system.

During the period 1977 to 1979 a "non-public" pilot trial has been started, based on a GEC-manufactured databank located in Darmstadt, near Frankfurt. This allowed the PTT, as well as potential information providers, to



Combination picture of text and tone made possible in BDZV two-way cable tv demonstration.

Club (ADAC) the meteorological office and others. The information could be called up from tv sets in the PTT display area, as well as from the many sets scattered around the whole exhibition.

Another group of exhibitors were the newspaper publishers who apart from supplying information stored in the system as mentioned earlier, also had stands of their own showing and explaining their involvement in the new medium. In cooperation with the well-known research establishment, the Heinrich Hertz Institute in Berlin, a group of newspapers, BDZV, showed a more advanced concept of home terminal, based on a two-way cable-tv communication system as a means of linking the terminals with the data banks. □

gain practical experience and to evaluate the potential of a future public service.

The Funkausstellung marked the beginning of the next phase, which consists of a large-scale field trial over a 12-month period starting in January 1980, and taking place simultaneously in Berlin and in the Düsseldorf area. It will involve some 6,000 users and the results will be evaluated by an independent research institution. In consequence, exhibits reflected the specific involvement of the different interested groups.

Manufacturers, notably Philips, ITT, Telefunken and Siemens, showed their latest models of colour tv sets with built-in decoders and remote-control units. The latter were mainly of the numeric variety, but some compact remote-control units with alphanumeric keyboards, suitable for domestic users, were also on show.

German viewdata tv sets do not contain a built-in modem. Differing in this respect from the UK system, the modems are an external component which will be supplied and installed by the post office. During the current pilot trials, normal dial-up data modems (D1200S) were used. A new modem has now become available which is quite small and contains an autodialling facility. In future, an even smaller, miniaturised version will be manufactured and introduced into service.

Some of the manufacturers demonstrated auxiliary devices for attachment to their sets. In particular, printers were considered a useful option, enabling a permanent record of the screen display to be obtained. In several cases, use was made of the Olympia thermal printer, but the tendency seems to be to develop in-house manufactured printers. Optimism was shown regard-

ing a low price to the consumer, once mass-production got under way. It was considered that the price would have to be under 500 Deutschmarks (about £120), and that this was an achievable target figure.

A prototype of a colour-printer was shown on the Siemens stand. The reproduction quality was very good, although the cost of this printer may well be above the level the average user would consider worthwhile, the business user may quite likely find this a very useful adjunct.

Other optional extras concerned storage facilities. These were either r.a.m. modules incorporated in the tv set itself and capable of holding a number of frames (as opposed to the standard single-frame storage), or external magnetic cassette attachments with, of course, unlimited storage capacity.

For information providers, manufacturers showed full editing keyboards, both as prototype and production versions, some with built-in storage capabilities to allow off-line editing. It was indicated that special editing systems were under development, as well as equipment containing floppy-disc drives with large capacity.

The Bundespost (PTT) was represented at a large stand which in fact was a complete section of one of the halls, where demonstrations and live entertainment shows took place, and do-it-yourself or rather test-it-yourself facilities were available to the general public. A directory was provided, listing the page numbers of the information suppliers which had provided information stored in the system. There were about 150 of these, including newspaper, journal and book publishers mail order houses, travel organisations, insurance companies, public organisations such as the German Automobile

## LITERATURE RECEIVED

Application notes from Tau-Tron describe properties of pseudo-random binary sequences (p.r.bs) and uses. Tau-Tron Inc., 27 Industrial Avenue, Chelmsford, MA, U.S.A. WW 401

Neosid coil assemblies and components are now available to the amateur in small quantities. A catalogue can be obtained from Small Order Division, Neosid Ltd, Eduard House, Brownfields, Welwyn Garden City, Herts AL7 1AN. WW 402

Microcomputer components, kits and service detailed in a catalogue from Transam, makers of the Triton computer. Triton kits and extensions, i.c.s, tools and hardware, with prices, Transam Components Ltd, 12 Chapel Street, London NW1 5DH. WW 403

Booklet explaining use of selective paging as a public service produced by European Selective Paging Manufacturers' Association, Gerretsonlaan 2, Eindhoven, Netherlands. WW 404

"A Low Cost Log IF" is an applications booklet on the Plessey SL1613C i.c., which has a bandwidth of 15MHz at a centre frequency of 30-60MHz. Booklet describes design of log. i.f. strip, with p.c.b. pattern, using nine i.c.s. Semiconductor Specialists, Premier House, Fairfield Road, West Drayton, Middx UB7 8EX. WW 405

Leaflet on Shure SC39 series of pickup cartridges for professional use obtainable from Shure Electronics Ltd, Eccleston Road, Maidstone ME15 6AU. WW 406

Survey of market prospects for television and radio manufacturers, published by Keynote Publications Ltd, 22 Danbury Street, London N1 8JU. This nine-page, typed document costs £12.25.

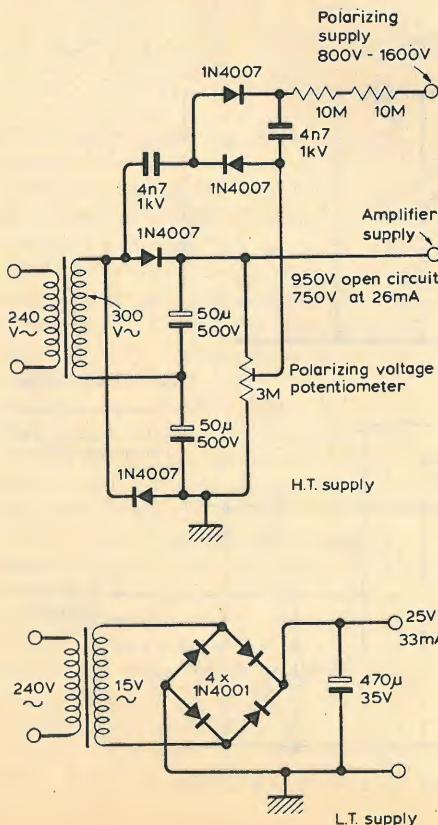


tage supplies so no circuit changes or adjustments are required if the supply voltages are altered. The suggested h.t. of 800V allows the transistors to operate well within their safe operating area. The prototype functioned satisfactorily with a 900V supply, but above this the transistors may suffer from secondary breakdown.

A headphone amplifier sensitivity of 2.8V r.m.s. for maximum output was selected so that it could be driven from the headphone output provided on most amplifiers. A 1kΩ resistor from the input to ground prevents amplifier oscillation when the input is not connected. The prototype was built on two pieces of Veroboard to keep the high and low voltage circuits separate. This arrangement limits the possibility of damage due to construction errors and helps amplifier stability. If instability occurs, the value of C<sub>1</sub> can be slightly increased. The transistors are mounted on small separate heat sinks to avoid the insulation problems of a common heat sink.

The power supply design depends on the transformers available. The prototype used a valve power transformer with a 300V winding to drive a full-wave voltage doubler for the amplifier h.t. supply as shown in Fig. 2. The polarizing supply was produced by a half-wave voltage doubler connected to a potentiometer across the amplifier h.t. supply. Because the headphone diaphragms have a long charging time constant, filtering of the polarizing supply was not considered necessary. A separate

Fig. 2. Power supplies. The l.t. supply should be decoupled with 0.1μF disc ceramic capacitors near to each i.c.



15V transformer was used to provide the amplifier l.t. supply, but if the high voltage transformer also has a 6.3V filament winding, this can be used with voltage doubling.

It is important that the amplifier and power supply are housed in a metal case which is ventilated and connected to mains earth. To avoid ground loops the headphone amplifier signal earth should be derived from the amplifier

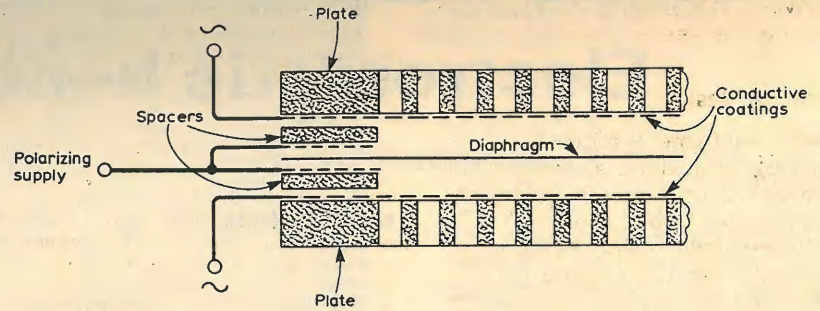
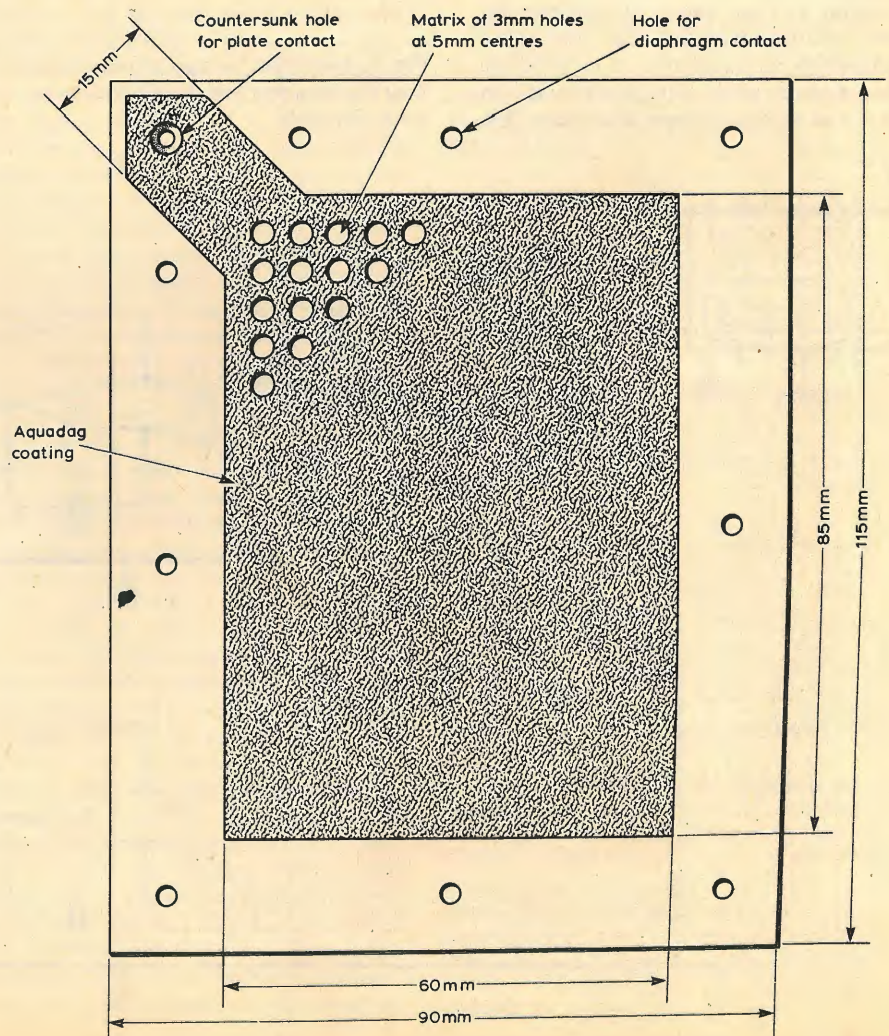
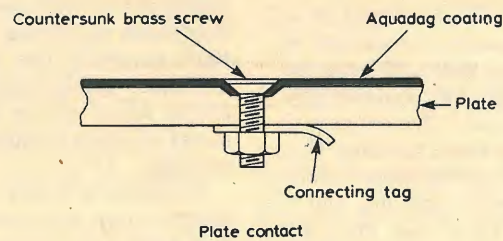


Fig. 3. Cross-section of a headphone assembly.

Fig. 4. Fixed plate construction. Two symmetrical plates are required for each transducer. The matrix of 3mm holes should cover the rectangular conductive area. Aquadag is available from BDH Chemicals, Broom Road, Poole, Dorset.



that drives it. Performance details of the amplifier are shown in Table 1.


### Headphone design

The basic requirements for electrostatic headphone transducers, covered in references 1, 2 and 6 and the appendix, are summarized below. The area of the transducer should be large enough to completely cover the ear and give an acceptably low diaphragm resonant frequency without accurate control of the diaphragm tension. The area of the transducer should not be larger than necessary because the interplate capacitance and the problem of drive amplifier design increases with area. For maximum acoustic output the spacer thickness should be as small as possible consistent with unrestricted low-frequency diaphragm movement. The plates must be rigid, at least 20% open and have a perforation spacing

**Table 1.** Amplifier performance. All measurements were made with the headphone transducers connected which provided a plate-to-plate capacitance including leads of about 100pF.

Small signal frequency response	3Hz to 25kHz
Maximum differential push-pull output	1400V pk-to-pk at 5kHz
Differential slew rate limit	25V/ $\mu$ s
Signal-to-noise ratio relative to 1400V	better than 83dB
Maximum distortion before clipping or slew rate limiting	0.1% 20Hz to 20kHz 0.01% below 5kHz

**Fig. 5.** Spacer construction. This "gasket" is 0.8mm thick and can be constructed from any flexible insulating material.



much smaller than the shortest wavelength to be reproduced. The surface resistance of the diaphragm must be sufficiently high to prevent charge migration at the lowest frequency to be reproduced. Sufficient acoustic damping must be provided to damp the diaphragm resonance and to prevent ringing on transients. The rear of the diaphragm should radiate freely to the air.

### Construction

Following the guidelines mentioned above, the headphone design has been optimized for use with the amplifier in Fig. 1. A cross section of the headphone transducer is shown in Fig. 3.

Cut four plates from a sheet of 3mm acrylic, such as Perspex, to the size shown in Fig. 4. Drill a matrix of 3mm holes in all four plates which should be clamped together so that they can be drilled simultaneously. A piece of Veroboard clamped on top of the plates makes a useful drilling guide. Drill a countersunk hole in one corner of each plate so that the head of a M2.5 or M2 brass screw will lie slightly below the surface. Roughen the surface of the plates and remove the sharp corner of the countersunk hole with fine wet and dry paper. After masking the plate as shown in Fig. 4, paint the surfaces and the countersunk holes with a smooth generous coat of Aquadag. After fitting screws into the countersunk holes with tags under the nuts, the resistance between the tag and any point on the plate should be less than 10k $\Omega$ . If the resistance is greater add another coat of Aquadag. To prevent localised breakdown of the airgap in high humidity conditions, the Aquadag is painted with a coat of clear polyurethane varnish. When the varnish is dry, rub the surface lightly with fine wet and dry paper to remove the gloss which tends to stick to the diaphragm.

Cut four spacers, 0.8mm thick, to the size shown in Fig. 5. The spacers can be constructed from any good insulating material, I prefer plastic drafting film laminated to produce the required thickness using rubber contact adhesive. This material is easy to cut and flexible enough to clamp the diaphragm around its entire circumference when the transducer is assembled. After sticking the spacers to the coated faces of the plates, drill suitable countersunk holes for the diaphragm contacts. Place the two pairs of plates and spacers face to face and drill for the assembly screws. To provide connections to the diaphragm, the four spacers are painted with generous Aquadag coatings as shown in Fig. 5. These coatings must extend to the inner edge of the spacer and into the countersunk hole, but must be kept clear of the mounting screw holes. After fitting the diaphragm screw contact screws check that there is a resistance from the connection tags to all points on the Aquadag contacts.

The diaphragm material that I used was a 0.0127mm soft plastic foodstuff wrapping film. From its behaviour it appears to be identical to Vitafilm<sup>1,2</sup>. After extensive experimentation with high resistance coatings I found that the uncoated film, with its very high surface resistance, gave excellent results provided that the diaphragm contacts were arranged as described. This method removed one of the most difficult steps in headphone construction.

To assemble the diaphragm cut a hole somewhat larger than the plates in a rigid sheet of cardboard, stretch a piece of diaphragm material across the hole and attach it to the cardboard with adhesive tape. When the film has been made wrinkle free, place a plate and spacer assembly on each side of the film, hold them firmly together and bolt the complete unit via the pre-drilled holes and diaphragm. Finally, cut the protruding diaphragm film around the outside of the assembly with a razor blade.

To test the headphone units, connect the drive amplifier with the polarizing potential set to its minimum value of 800V and check that the diaphragm remains central. If the diaphragm attaches itself to one plate or oscillates at a low frequency it must be tensioned. This can be done by heating the headphone assembly with a radiator or light bulb until the diaphragm wrinkles at which point it is left to cool.

After testing both units connect the leads to the headphones and insulate all exposed contacts with silicone rubber. The drive units should then be enclosed in acoustic dampers constructed from envelopes of 6mm foam plastic. These envelopes may be sewn around the edges of glued with rubber contact adhesive. The drive unit mounting arrangement will depend on the preference of the constructor. The prototype used an acrylic bridge between two of the assembly screws which protruded through the foam plastic dampers. This bridge was then attached to the headband from an old pair of headphones as shown in Fig. 6. The connecting wires between the headphones and amplifier should be less than 1.5m long and loosely bundled rather than twisted to minimize their capacitance.

With both transducers connected to the amplifier, increase the polarizing potential to just below the value which causes diaphragm collapse or airgap breakdown. For the prototype a maximum potential of 1.3kV was set by the onset of low frequency clicking sounds.

### Safety

Although the high impedance of the polarizing supply ensures that it is not lethal, an uncomfortable shock can be received from the plates at high output. The foam plastic envelopes and the insulation on the connecting leads must be inspected at regular intervals. Provided that these precautions are taken




Fig. 6. Author's prototype headphones and power supply.

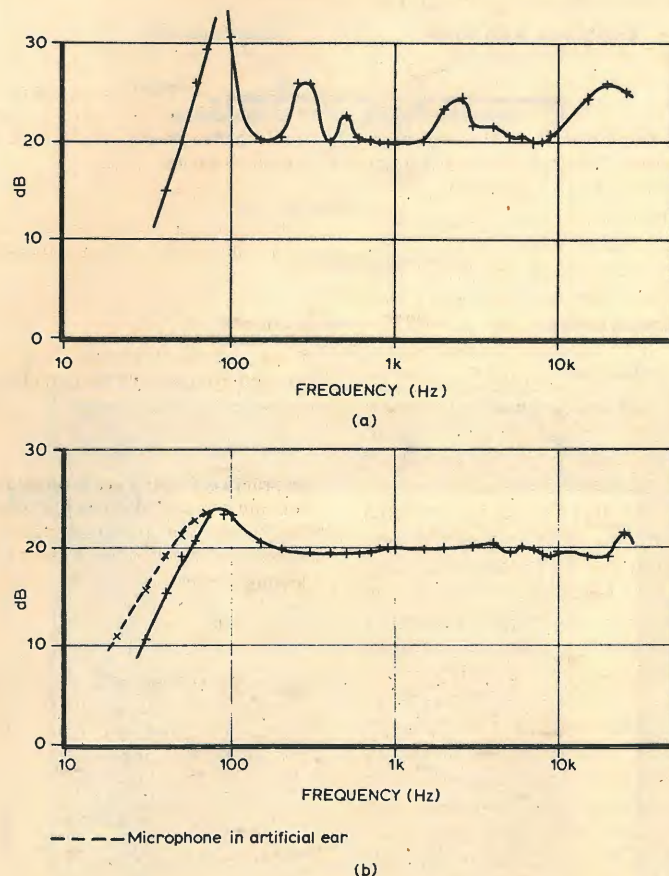


Fig. 7. (a) Headphone frequency response without foam plastic dampers and (b) with dampers.

and common sense is exercised, the headphones are completely safe. However, they are not recommended for use by children.

### Headphone performance

Performance measurements were made with a 12.5mm diameter B & K condenser microphone in contact with the centre of the damper or the centre of the plate when the damper was not fitted. For absolute sound pressure measurements the system was calibrated with a B & K pistonphone.

Without the plastic dampers the headphones had a resonance at about 85Hz, see Fig. 7a, and a pronounced overshoot on the recovery from transients, Fig. 8a. Addition of the dampers produced a frequency response within  $\pm 5$ dB between 40Hz and 30kHz with no overshoot on transients as shown in Figs. 7b and 8b. Placing the microphone in a crude artificial ear, comprising a 6000mm<sup>3</sup> cavity with a 20mm diameter orifice contacting the damper, extended the low frequency  $-5$ dB point down to 20Hz. Brief tests with the microphone



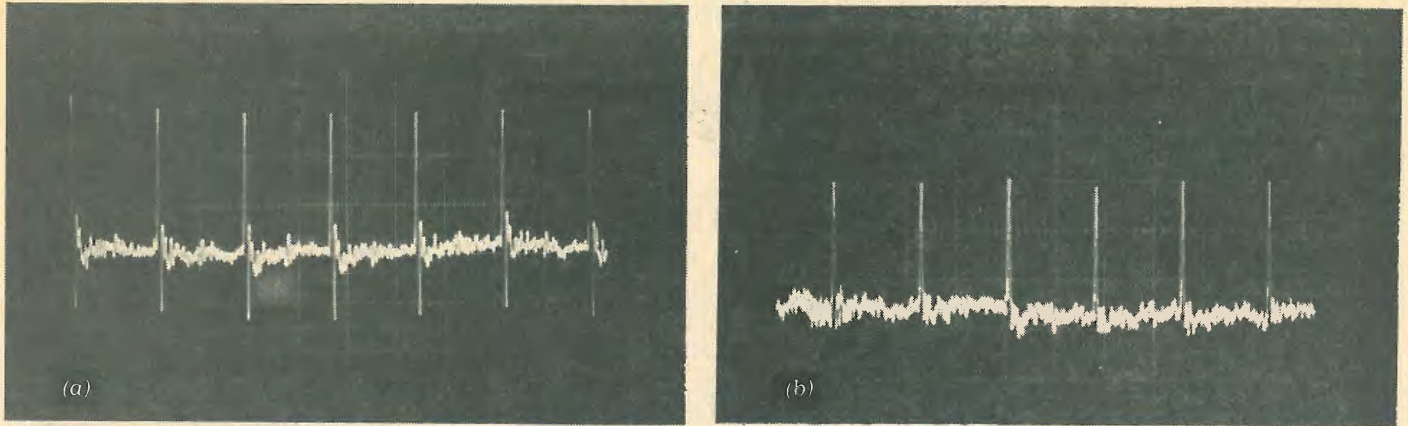


Fig. 8. Headphone response to 20µs pulses at 1kHz (a) without dampers and (b) with dampers.

moved away from the centre of the headphone unit indicated that the average response over the whole diaphragm area was much flatter than shown in Fig 7b. The r.m.s. sound pressure produced by a 1400V peak-to-peak differential plate voltage at 100Hz to 5kHz was 102dB (rel. 0.00002 Pa).

During extensive tests no difficulties were experienced with the uncoated diaphragms. When the polarizing potential is applied, the charge spreads over the diaphragm and the headphone output rises to its full value within a few seconds. Under extremely dry conditions it is conceivable that the surface resistance may become sufficiently high to prevent charge spreading. If this occurs, gentle breathing on the diaphragm through the dampers should provide a cure. It should be noted, however, that even a fine piece of fluff bridging the diaphragm-to-plate gap will bleed away the diaphragm charge and reduce the headphone output.

Listening tests have been made with a wide range of music. The audible performance is marked by great clarity and I have detected no faults. The acoustic output levels are more than adequate for most listeners but some rock music enthusiasts might prefer another 10dB. The quality of the recordings and reproduction equipment is very important because all defects are heard much more clearly than with loudspeakers or inferior headphones. This problem with programme source quality was also noted in ref. 1. However, with the best available recordings and good quality equipment, very impressive results are obtained.

## References

1. Wilson, J.P., High quality electrostatic headphones. *Wireless World*, Dec. 1968.
2. Harvey, P.D., Electrostatic headphone design. *Wireless World*, Nov. 1971.
3. Pollock, N., Electrostatic headphone amplifier. *Wireless World*, Circuit Ideas, July 1976.
4. Frederiksen, T.M., Howard, W.M. and Sleeth, R.S., The LM 3900 a new current-differencing quad of  $\pm$  input amplifiers. National Semiconductor applications note 72, Sept. 1972.
5. Baxandall, P.J., Audio power amplifier design. *Wireless World*, Jan. 1978.
6. Hunt, F.V., *Electroacoustics*, Harvard University Press, 1954.

## Appendix

### Factors affecting acoustic output

For a push-pull electrostatic transducer with a diaphragm centrally mounted between two plates

$$F = \frac{eQ}{zd} \quad (1)$$

where  $F$  is the force acting on the diaphragm,  $e$  is the differential plate voltage,  $Q$  is the total charge on the diaphragm and  $d$  is the spacer thickness. Also,

$$Q = EC \quad (2)$$

where  $E$  is the polarizing potential,  $C$  is the total diaphragm-to-plate capacitance. And,

$$C \propto \frac{A}{d} \quad (3)$$

where  $A$  is the diaphragm area. By combining the above equations we can show that

$$F \propto \frac{eEA}{d^2} \quad (4)$$

In practice  $E$  and  $d$  are interrelated by airgap breakdown and diaphragm stability. Hunt<sup>6</sup> has shown that for diaphragm stability, the maximum value of  $E$  is limited in the following manner

$$E_{\max} \propto \left( \frac{Td^3}{A} \right)^{1/2} \quad (5)$$

where  $T$  is the diaphragm tension.

From the last two equations the maximum diaphragm force, and hence the maximum acoustic output, is given by

$$F_{\max} \propto e \left( \frac{AT}{d} \right)^{1/2} \quad (6)$$

If the transducer completely covers the ear, the force per unit area is a more relevant parameter and the above expression can be re-written to give

$$\left( \frac{F}{A} \right)_{\max} \propto e \left( \frac{T}{Ad} \right)^{1/2} \quad (7)$$

or

$$\left( \frac{F}{A} \right)_{\max} \propto e \left( \frac{T^2}{A^2 E} \right)^{1/2} \quad (8)$$

The maximum polarizing potential that can be used before the diaphragm-to-plate airgap arcs is given by

$$E_{\max} \propto d \quad (9)$$

therefore

$$\left( \frac{F}{A} \right)_{\max} \propto \frac{e}{d} \quad (10)$$

or

$$\left( \frac{F}{A} \right)_{\max} \propto \frac{e}{E} \quad (11)$$

For the diaphragm tension and dimensions of a typical headphone transducer, diaphragm instability usually occurs before airgap breakdown so equations 7 and 8 should be used. For high frequency transducers using high tension diaphragms, equations 10 and 11 would probably be appropriate.

From equations 7 and 8 the design requirements for a high output transducer are; a high diaphragm tension and small diaphragm area to give the highest acceptable diaphragm resonant frequency. The smallest plate spacing consistent with low frequency diaphragm movement and manufacturing difficulty.

It is important to note that a reduction in output caused by increasing  $d$  cannot be offset simply by increasing  $E$ .

## The author

Neil Pollock studied mechanical engineering at Melbourne University and, after graduating, spent three years working with aircraft flight test instrumentation. Neil then gained a masters degree for work on the design of aerofoil sections for transonic speeds. He also has an interest in electronic and optical instrumentation for wind tunnels. Neil says his main hobby is designing unconventional mechanical and electronic devices which avoid the normal textbook method. He also admits that, although interesting, his approach is not always as good as the standard method.



## Transatlantic meteor scatter?


Over three decades, amateurs have been striving to achieve two-way contact across the Atlantic on 144MHz by a variety of propagation modes: tropospheric ducting; double-hop Sporadic E; auroral reflections, etc. So far only "moonbounce" and the amateur satellites have yielded results. But a recent determined attempt to get across by means of scattering from meteor trails came very near to success.

In a six-hour test at the peak of the Perseid meteor shower members of the "Lizard Expedition Group" (G3SEK, G4ANB, G4ASR, G4DEZ, G4DGU, G8HDR, G8KQB and G80AC) operating G4DGU/P from Predannack Head on the Cornish coast endeavoured to contact the Canadian station VE1ASJ operated by Andy McLellan in St John, New Brunswick, a distance of 4470km.

Signals were received in both directions, although no positive identification proved possible. The signals recorded in the UK exhibited noticeable decorrelation: spectral spread and Doppler shift were both present. A maximum burst length of about 750 milliseconds was observed, with typical signal strengths of the order of 0dB s/n in a bandwidth of 2.5kHz. More detailed analysis of the tape recordings may reveal further information.

## "TEST" not CQ

The death of Wing-Comdr John Scott-Taggart, OBE, MC (News, October issue) has diminished still further the small number of people who can claim to have held one of the old "three-letter" experimental (amateur) call-signs issued before the outbreak of World War I. His call was then LUX and in 1920-21 he became the first owner of the call 2LR. In 1924, as publisher of *Wireless Weekly*, he joined forces with *Wireless World* when both journals offered to put the sum of £500 each to support the RSGB in fighting a test case if the Post Office enforced a new licence condition which stated: "Messages shall be transmitted only to stations in Great Britain and Northern Ireland which are actually co-operating in the licensee's experiments and shall relate solely to such experiments" — in other words a complete ban on random contacts or indeed any overseas contacts. The spirited opposition to this harsh edict led to a face-saving compromise by the authorities: overseas contacts and general working were permitted provided that the British stations were carrying out "tests": what this soon came to mean in practice was simply that British amateurs called "TEST" and never "CQ," and this remained a feature of British amateur operation right up to the ban on all amateur operation imposed 40 years ago just before the outbreak of World War II.



The death of Capt. S. R. Mullard (News, this issue) also marks a break with the first valves used by British amateurs just after World War I.

## Amateur satellite progress

The British UOSAT project (WoAR, April 1979) is making steady progress in spite of difficulties that have been experienced at the University of Surrey in finding a second full-time engineer with the necessary practical experience to work on the project. Small teams at Sheffield and Leeds universities, Marconi Instruments and Marconi Space and Defence Systems (Stanmore) have been making design studies for the proposed microwave beacons, though these depend on the outcome of WARC79. Evaluation of solar cells indicates that five panel strings may be needed to supply the 14V nicad battery.

It is anticipated that effective radiated powers (power in the antenna multiplied by antenna gain) of about 1kW in the 432MHz band will be needed to access the Phase 3-A high altitude, long-lifetime AMSAT satellite expected to be launched next Spring. This should have a period of about 660 minutes with an apogee of 35,000km and perigee of some 1500km and should be accessible from virtually any part of the world for at least some period each day. Down signals will be in the 144MHz band.

## Scanning the news

The RSGB Sunday-morning news bulletins ("GB2RS") are being extended by the addition of a 7047.5kHz a.m. transmission at 1100 hours local time, usually from the station of Gordon Adams, G3LEQ at Knutsford, Cheshire. Coverage is likely to be highly dependent upon "skip distance" although at present there is often virtually no dead zone. The transmission can be received by short-wave listeners having only conventional "all-band" receivers. There are now seven GB2RS transmissions on 3650kHz on s.s.b. or a.m. from different sites, eight s.s.b. transmissions

on 144.250MHz and some 19 n.b.f.m. transmissions on 145.525MHz.

FM News reports that the Home Office has agreed in principle to a detailed plan for additional 144MHz n.b.f.m. repeaters in the London area including GB3SL at Crystal Palace, GB3WL at Hillingdon, GB3EL at Havering Atte Bower, GB3NL at Enfield. However, it is clear that groups are not being encouraged to apply for permission to operate linear or cross-band repeaters.

A Dutch beacon station, PAoJTA on 148.82MHz, is being operated as an auroral and Sporadic E aid, being switched on only during periods when such propagation conditions have been observed.

Amateur radio made news when during the aftermath of hurricane "David" when a battery-operated amateur station was for a time the only link out of Dominica, and was used also by Government ministers to speak to the stricken islanders. Amateur radio also provided emergency communications following the bad floods in India.

One hears increasingly complaints about the now excessive number of "contests" that seem to take over the bands — particularly on h.f. — almost every weekend. There is strong feeling among those who do not want just to swap numbers that enough is as good as a feast. One wonders which national society will be considerate enough to announce their intention of holding fewer rather than more contests?

## In brief

The Luxembourg amateur LX1DB, well known for moonbounce operation on 432MHz, is now active also on this mode on 1.3GHz including contacts with California . . . There is now appreciable activity by Russian amateurs on the 1.8MHz band and signals from the Baltic countries, White Russia, the Ukraine and the Moscow area can be heard most evenings . . . New call sign prefixes (Y21 to Y29) are due to be introduced soon in East Germany to replace the familiar "DM" — a pity since DM comes easier off the key than Y29 . . . Richard Thurlow, G3WW has now worked over 1250 different slow-scan tv stations in 99 countries . . . Despite the introduction of multiple-choice questions in the May Radio Amateurs' Examination most candidates had to wait until early September to learn whether they had passed . . . Angus Taylor, G8PG received strong support for his plea for the introduction of a novice licence in the UK (letters, June, p82) with more than 250 people indicating their support for the proposal. . . The Science Museum GB2SM station now includes a special collection of miniature h.f. equipment originally designed for "clandestine and infiltration" purposes from about 1940 up to about 1960.

PAT HAWKER, G3VA

Finally, you can have all the advantages of DMMs and none of the disadvantages of analogues for about the same price.

Our new 169 is a tough, lightweight, battery-powered digital multimeter for use in the field or on the bench. It is a 3½-digit, full 5-function DMM with respectable .25% DC accuracy.

Its low-parts-count, high-efficiency design keeps power consumption to a minimum for longer component life and fewer failures. MTBF is 20,000 hrs. or about 10 years.

All 5 functions are fully protected – 1400V peak on DCV and ACV, 300V on  $\Omega$ , 2A (250V) on DCA and ACA. The fuse is externally accessible for quick replacement. Extensive vibration stress-testing assures the 169 will stand up to all the mechanical shock and abuse normally associated with tough applications.

# Is this the end for Analogue meters?


only one calibration adjustment a year is required. That adds up to a cost-of-ownership no other competitive DMM can touch. For example, the 169 needs only one battery change per year at a cost of about £1.50.

When you factor in features like function and range annunciation right on the display, auto-zero, auto polarity, 60% larger display than other DMMs and the easy-to-read, colour coded front panel, we think you'll get the point. No analogue meter or DMM can match the price/performance of the new 169. It costs £99 (plus VAT)

For information on the 169 or any Keithley DMM call (0734) 861287 Telex: 847047

Ex stock

WW — 098 FOR FURTHER DETAILS



## KEITHLEY

**Keithley Instruments Ltd.**  
1, Boulton Road  
GB-Reading, Berkshire RG2 0NL  
UNITED KINGDOM  
(0734) 861287 Telex: (851) 847047

**Keithley Instruments GmbH**  
Heighofstrasse 5  
D-8000 München 70  
(089) 714-40-65  
Telex: 521 21 60

**Keithley Instruments SARL**  
44, Rue Anatole France  
F-91121 Palaiseau Cedex  
01-014-22-06.  
Telex: (842) 204188



**NRDC and NCC announce the**

# **BRITISH MICROPROCESSOR COMPETITION**

**A competition for the best invention  
incorporating a microprocessor**

**£20,000 total cash prizes**  
**First prize £10,000 ...**

... and NRDC will give favourable consideration to investing up to £½ million in any of the winning projects.

The competition closes on 14 December 1979. For full details, including entry form and rules and conditions, complete the coupon and post it to:

British Microprocessor Competition,  
c/o The National Computing Centre Ltd,  
Oxford Road,  
Manchester, M1 7ED.

Sponsored by the

**National Research Development Corporation**  
**and The National Computing Centre**

To: British Microprocessor Competition.

ww

Please send me full details and entry form for this competition.  
BLOCK CAPITALS PLEASE.

Name \_\_\_\_\_

Address \_\_\_\_\_  
\_\_\_\_\_  
\_\_\_\_\_

# NEWS OF THE MONTH

## WARC 79 starts in dissension

### Influence of the non-aligned nations

The opening of the World Administrative Radio Conference at Geneva was delayed for three days because the delegations from the 148 nations represented were unable to agree who should be chairman of the ten-week event. This delay and dissension was "unprecedented" according to one official of the International Telecommunication Union, which has organized the conference (see October issue, pp. 51-53 for background). The disagreement seemed to be not so much an East-West matter but a result of the fundamental differences between the interests of the rich industrialized nations of the northern hemisphere and those of the developing countries of the southern hemisphere — the so-called North-South struggle. The poorer part of the world was represented

largely by the group of politically non-aligned nations which had met earlier this year at a political summit at Havana. This group held a meeting of its own at Geneva, and at one point it was thought these nations would force in their own candidate as chairman because their number would ensure a majority in a vote.

The question of who is chosen as chairman at this conference is a highly sensitive matter, first because WARC 79 itself will set the pattern of radio use — notably in frequency allocations — for the next twenty years, and secondly because the way the chairman controls the discussions leading to decisions is obviously influenced by his background, predilections and any political pressures to which he is subject.

Early candidates proposed were Derek Rose of New Zealand, T.V. Srirangan of India and Henry Kieffer of Switzerland, but none of these proved to be acceptable to everyone. Eventually, at an afternoon meeting on September 27, the heads of the delegations agreed on R.J.P. Severini of Argentina, and the plenary assembly of the conference was able to start on the same day with Mr Severini in the chair.

Member countries of the ITU had submitted some 14,000 proposals for revisions to the existing Radio Regulations (the UK proposals are summarized in the July 1978 issue, p.47, and June 1978 issue, p.57). Preparatory documentation for the conference amounted to some 7000 pages, and 2500 copies of these were printed in three languages. In addition to the 148 national delegations taking part, 38 international organizations (such as the EBU and the OIRT) sent along their observers. The UK delegation consisted of 33 people, headed by D.E. Baptiste of the Radio Regulatory Department of the Home Office.

## British c.b. "could not be on 27MHz"

As this issue is published Parliament is returning from its summer recess and the all-party committee of MPs which is pressing for a citizens' band in the UK almost certainly will be meeting the Home Office for further discussions. Meanwhile, a report on c.b. prepared by the Home Office's Radio Regulatory Department has been sent to the Home Secretary, Mr William Whitelaw, for consideration and, according to the Citizens' Band Association, some "important admissions" have been made by the Home Office. These are, first, that no change in the law is necessary for them to authorize c.b. in the UK; second, the current WARC 79 in Geneva is irrelevant to whether or not the British Government legalizes c.b. purely within the UK; and third, it is really up to the Government to show why c.b. should not be introduced rather than up to the pressure groups to show why it should be.

An important point to come out of a meeting earlier in the year between the committee of MPs and the Home Office was, according to the CBA, that both sides were unanimous in agreeing that any c.b. in Britain could not be on 27MHz. The Home Office "took the view that the rapid growth of illegal 27MHz use had no bearing on the case for legalization of another frequency since 27MHz users were criminals and should be treated as such. The Committee did not press the point at the meeting but both they and the CBA believe that if illegal 27MHz use is simply ignored it will not go away but may cause a delayed decision to be in favour of 27MHz — against the wishes of almost all parties — simply because too many people will be using it."

● Pye Telecommunications, whose associated company Philips-TMC make u.h.f./f.m. citizens' band equipment in Australia, have issued a public statement recom-

mending the u.h.f. band for any c.b. system in Britain. Their reasons are: u.h.f. is more suitable for the high population density in the UK; narrow deviation f.m. at u.h.f. allows more users in a given spectrum space because of increased re-use of channels by the suppression of weaker signals — the "capture effect"; avoidance of interference with domestic radio, television and other equipment; avoidance of poor grade service experienced on 27MHz due to congestion resulting from long-range propagation — skip effect; avoidance of harmonic interference with other radio communication users — police, fire, ambulances, etc; avoidance of the problem of re-allocation of existing users, which would make 27MHz c.b. slow and costly to implement; and u.h.f. has high quality transmission and reception as well as predictable range and channel re-usability.

### ERA NAME CHANGE

On September 1, the Electrical Research Association Ltd changed its name to ERA Technology Ltd in order to reflect adequately the extensive services which they now provide for clients throughout the world.

ERA was incorporated in 1920 to undertake co-operative research in the electrical industry and was in fact one of the first UK industrial research associations to be formed. In 1969 it became the first such body to become established commercially and in 1973 it relinquished all its remaining government grant aid. This year the company celebrated its first decade as an independent contract research organisation with the announcement of record results — an income totalling £2,957,230. Today ERA employs 300 staff of which 160 are technically qualified.

## Prestel to test international market

Britain is to begin experiments with an international viewdata service later this year. Mr Peter Benton, managing director of PO Telecommunications, said when he announced the trial, "We are not yet certain that a full Prestel international service would be a viable proposition, but there has been sufficient interest in the prospect to justify launching a market trial which, as well as giving us evidence of demand, will give us practical experience in resolving the many technical, social and legal problems associated with moving Prestel from the national to the international arena."

It is hoped that the trial will identify the kind of information which today's businessman, or government official, needs to know, but cannot obtain quickly, so that the new service could then provide this information almost instantly. The trial will be open to selected users in up to seven countries — the UK, Australia, the German Federal Republic, the Netherlands, Sweden, Switzerland and the United States. Information offered will include stock markets, currency exchange rates, airline schedules, shipping news, commodity prices, economic analyses and company news, drawn from many parts of the world. Logica Ltd, who carried out an evaluation of the potential market for the Post Office, will be assisting in implementing the trial which is expected to last about one year. Discussions are now taking place with the countries' telecommunications authorities, information providers, and the tv set manufacturers who will be needed to supply a few hundred terminals required for the trial.

# Post Office comes under the knife

Sir Keith Joseph, Secretary of State for Industry, announced at a press conference in London on September 12 that the government intended to separate the Post Office into two Corporations, one for posts and giro, and the other for telecommunications. In addition, he added that they would also begin consultations "with a view to early relaxation of the operation of the Post Office's telecommunications monopoly." This follows discussions (see p.73 September 1979 issue) in the House of Commons and the House of Lords on points relating to the monopoly, raised in the Carter Report (see p.51, September 1977 issue).

"It is now two years," Sir Keith said, "since the Carter Committee recommended that the Post Office should be divided into two independent Corporations, one for posts and giro and the second for telecommunications. I have now been able to consult the Chairman of the Post Office, the Post Office Users' National Council and other interested parties, including the Trade Unions." He continued, saying that there was a broad measure of support for the proposed division, even though half of the Trade Unions immediately concerned preferred a single Corporation to be retained. The government had come to the conclusion that the balance of advantage was strongly in favour of implementing the Carter Committee's recommendation. The two main businesses were entirely different and each needed its own independent board. The government, he said, agreed with the Carter Committee's view that separation was an essential step towards improving the effectiveness of both businesses.

Legislation would be required to create the new telecommunications corporation, but it was unlikely that this would come before the end of next year, Sir Keith said. However, he hoped that the Post Office would start to effect as many changes as possible before the

legislation. The preparatory moves, according to Sir Keith's time scale, would begin in the next few months, but the whole process would take two to five years. He was shortly to begin consultations with the Post Office, the unions, the manufacturing industry and the Post Office Users' National Council on the subject of the PO's exclusive rights to the supply of apparatus for connection to the main telecommunications network, and hoped to have detailed proposals by early next year. Abolishing the PO's monopoly on telecommunications would allow private manufacturers, both British and foreign, to supply equipment for connection to the main network. This would obviously include equipment such as telephones, telex machines and computer terminals, but it could also provide freedom for individuals to use telephone answering devices, radio telephone systems, slow-scan tv transceivers and other video units, of any manufacture, with the network.

The Post Office chairman, Sir William Barlow, who has been tipped as the eventual

head of the telecommunications corporation, welcomed the decision to split the Post Office because he thought that the organisation would be more manageable as two separate units, but he had reservations about the monopoly relaxation.

## The unions' views

Sir Keith's announcements brought mixed reactions from the unions. Mr Tom Jackson, the general secretary of the Union of Post Office Workers, said that he was saddened to see the "destruction of a great national institution", and claimed that it would lead to wasteful competition. He disagreed with Sir Keith that the separation would not raise prices, and said that it could lead to the import of "junk from abroad". Mr Brian Stanley, general secretary of the Post Office Engineering Union said that the POEU believed that the separation would benefit staff and customers but it did not think it a good idea to open up the telecommunications business to private competition. The Society of Civil Servants promised to vigorously resist moves to split the two services and the TUC is also promising all-out opposition to the proposals. The chairman of the Post Office Users National Council, Mr John Morgan, said however that the move to separate the services was overdue.

## Decca i.l.s. for the R.A.F.

Obsolescent instrument landing systems at 31 R.A.F. airfields are to be replaced by Decca 81100 equipment - the company's first venture in the landing system market. The 81100 is a version of the American Wilcox i.l.s., a system which has proved reliable in its two years of service at U.S. airfields. Decca has unrestricted export rights for the equipment outside North America.

I.l.s. has been the standard radio aid for many years, having been used in one form or another since World War II. It has been improved over the years in accuracy and, in its most exotic forms, is good enough for completely 'blind' landings. Readers will recall that, last year, the International Civil Aviation Organization reached a decision on the microwave landing system (m.l.s.) to be used in the future. This will go into service during the next few years, but ICAO have insisted that the older, v.h.f. and u.h.f., i.l.s. will still be used until at least 1995, alongside m.l.s. at some locations. The equipment used in an i.l.s. consists of the localizer, which defines the horizontal approach path, a

glide-path transmitter and marker beacons, which inform the pilot when he is four nautical miles and 3,500ft from the runway threshold. Monitors assess the radiated signals from each element of the arrays and in the far field, switching off or to standby in the event of failure.

One problem of i.l.s. localizers which is reduced in effect by the new equipment is the size of the v.h.f. aerial array which is located beyond the stop end of the runway. Narrow beams need large arrays and the dipoles-plus-parabola type of antenna previously used occupied a good deal of space vertically, as well as horizontally. Large objects in an aircraft's take-off or overshoot path are not considered a good idea, as a general rule, and the array of log. periodic elements in the new design do something to reduce the height of the obstacle.


A further benefit of the design, which is modular in concept, is that installation time is reduced from an average of around fifteen weeks to about nine. Maintenance time is also reduced.

*Log. periodic elements in the localizer array of the Wilcox i.l.s. The Decca 81100 system uses a similar array.*

## New Braille processor developed

A new type of word processor has been developed by Micronex Ltd for the Royal National Institute for the Blind (RNIB). The processor, called the BDET-2940AN Braille Display and Editing Terminal, is a small self-contained system that is capable of scanning braille pages produced on normal braille writers, so converting the text into machine readable form for editing and reproduction. Once captured by the scanning process, the 29-line by 40-character text page is presented as a 20in (50cm) raster-scan graphics display for editing and/or reformatting utilizing the braille equivalent of word processing. Processed text can then be output to a braille line printer or recorded on a special cassette tape. The BDET also includes a braille keyboard which may be used for keying transcribed braille into the display without using a writer.

An optional floppy-disc unit permits several volumes of braille to be stored and can enable weekly publications, such as the braille Radio Times, which demand a fast turn-around time, to be prepared rapidly.



# British Standard revisions

The British Standards Institution has revised the standard BS3192 covering safety requirements for radio and television transmitting equipment. BS3192 was first published in 1968, but with the new revisions, which relate only to transmitters and auxiliary apparatus operated under the direction of skilled personnel, it is now identical to the International Electrotechnical Commission Standard, IEC publication 215. This standard deals with precautions against electric shock, skin burns, high temperatures and fire, explosion and implosion, harmful radiation and other miscellaneous hazards. It gives design and construction requirements to ensure the safety of personnel both under normal and some abnormal operating conditions, and when carrying out routine adjustments, fault-finding and repairs.

A new standard, BS CECC 30600 — harmonized system of quality assessment for electrical components under the sectional specification, fixed ceramic capacitors, type 1 — has just been published. It specifies the preferred values for characteristics and ratings and also the inspection requirements for fixed ceramic dielectric capacitors with a defined temperature coefficient (dielectric type), intended for use in electronic equipment. This includes leadless capacitors but excludes those capable of carrying high r.f. currents and multi-layer ceramic chip capacitors.

Successive editions of the BSI specification for safety requirements of household equipment have added to the scope of the standard, which was originally only for domestic radios. Now it is entitled BS415 — safety requirements for mains-operated

electronic and related apparatus for household and similar general use — and includes monochrome and colour tv receivers, radio receivers, clock radios, stereo amplifiers, record players, music centres, tape recorders, video cassette recorders and electronic musical instruments. Auxiliary equipment provided for use with this apparatus is also covered, e.g. microphones, loudspeakers, cable-connected remote control devices and battery eliminators. Requirements are arranged to ensure that the apparatus is designed and constructed so as to present no danger either in normal use or in a faulty condition. In particular it provides for personal protection against electric shock, excessive temperature, ionizing radiation, implosion, mechanical instability, moving parts and fire. The standard may also be applied to professional electronic apparatus likely to be used by laypersons where there is no other appropriate standard. An appendix gives supplementary requirements for splash-proof electronic apparatus. The new revision brings the British Standard more closely in line with the corresponding International Standard, IEC publication 65.

## Sinclair Radionics changes

Clive Sinclair has left the company he founded, Sinclair Radionics, well known to readers of this journal for its kits, calculators and Microvision miniature television set. He has resigned all his executive responsibilities with the firm but still remains a minority shareholder. The majority of the shares, 73%, is owned by the National Enterprise Board, which invested £4.5 million in the company. However, the NEB has sold the Microvision and calculator parts of the organization to Binatone International for £1 million and it plans further sales in the future. New chairman and managing director of Sinclair Radionics is Dennis Taylor, former managing director of Hewlett Packard in the UK, who has been on the board of the Sinclair company for about a year.

But the indefatigable Sinclair is by no


means bowing out from the electronics scene. He has formed a new company, Sinclair Research Ltd, at Cambridge, which will develop new products, either on behalf of outside companies to which they will be licensed, or, in cases where no suitable licensee exists because the product is too advanced, on behalf of Science of Cambridge Ltd. This last-mentioned company is also owned by Clive Sinclair, and, as *Wireless World* readers will be aware, produces small computers for the hobbyist market.

One of the most interesting developments being undertaken by the new company is a flat television tube, for which a patent has been taken out. This is being developed under contract for the NEB and is funded, at £400,000 per year, partly by the NRDC and partly by Sinclair Radionics Ltd. The contract will run for six months while negotiations are being made with a television tube manufacturer. There is also a computer project; a new pocket tv set using a conventional miniature tube prior to any flat tube becoming available; a novel form of electronic motor aimed at the potential electrical vehicle market; and a new instrument.

Sinclair Research intends to work with various manufacturing firms, acting as their research departments. It has already made exclusive arrangements with companies in the field of instruments and computers, and "negotiations are in progress in other fields."

## Tektronix reports good year

Tektronix Inc. reported a 36% increase in earnings for its 1979 fiscal year — which ended in May 1979 — with \$77,151,000 (about £38,575,500) compared with \$56,846,000 (about £28,423,000) last year. Sales were \$786,936,000, up 31% from \$598,886,000 a year ago, with 62% of the total being in the US.



Lord Scanlon, formerly president of the Amalgamated Union of Engineering Workers, in his role as chairman of the Engineering Industries Training Board, took a close look at the silicon chip during a recent tour of the Siliconix manufacturing plant at Swansea. Afterwards he said that he could not help being impressed by the technology and, on the question of whether or not microprocessor technology will cause unemployment, he "wondered whether industry as a whole was expanding quickly enough to take advantage of the many benefits and employment opportunities which silicon chip technology was creating." Siliconix are having an extension built to more than double their manufacturing area.

## Radio Luxembourg by satellite?

Radio and television programmes may be broadcast from a European satellite for which Radio Luxembourg has commissioned a design study from British Aerospace Dynamics Group. The satellite would incorporate experience gained in the design and development of the European Communications Satellite (ECS), and could utilize the same basic satellite platform as ECS but with a different electronics payload. British Aerospace say that this "could be the first direct-broadcast satellite to enter service in the world," although of course there are, and have been, a number of experimental broadcasting satellites in operation already.

● Meanwhile, a further three ECSs for communications have been ordered by the European Space Agency from British Aerospace Dynamics Group. Worth £37 million, the order brings to five the total number of ECSs to be built, and is the largest satellite procurement ever made in Europe. The five satellites will provide Europe with an indigenous communications system for relaying telephone, telex and television traffic. (For details see December 1978 issue, p.63.) The communication coverage will extend from the southern and eastern shores of the Mediterranean, including the Atlantic Islands, and to Iceland and Scandinavia in the north.

All five satellites are to be launched by the Ariane launcher (soon to have its maiden flight) from the equatorial site at Kourou, French Guiana. The first is scheduled to be placed in orbit in 1981, followed by the second in 1982. These two will provide the initial service. The later satellites will provide continuity of service into the 1990s. Each satellite is expected to have a minimum operational life of seven years.

## Marconi doppler velocity sensor for Boeing 737

Doppler velocity sensors, made by Marconi Avionics of Basildon, have been ordered by Boeing for installation in Lufthansa's 737s.


The AD660 DVS is the newest in a succession of doppler ground-speed sensing equipments, which started with the AD2000 "Green Satin" used in the old V bombers shortly after the war. Ground (as opposed to air) speed measurement was originally intended to do just that, but the potential was such that the data from the equipment was used in navigation systems, in conjunction with highly-accurate compasses and inertial sensor references. With the introduction of the AD660, the cost of using the equipment purely as a ground-speed sensor is low enough to be practicable, although it will inevitably be employed in a wider role.

The new design is in a single unit, which is composed of antenna, semiconductor Tx/Rx, and computer, the whole being about the size of an attaché case. Since the antenna is a microstrip type, it is flat and can be adapted to the shape of the aircraft skin. The small size of the antenna also means that it can be

installed without carving great holes in the aircraft.

Four time-multiplexed beams are radiated fore-and-aft and laterally, angled towards the ground. Since only three beams are needed for sensing ground speed, the fourth is redundant when the aircraft is flying level, serving only to provide a consensus with the other three. With alterations in aircraft attitude in pitch or roll, it is possible that one of the beams would be directed away from the ground, whereupon the three remaining beams would continue to provide the necessary information.

DVS, being usable down to 10 knots, can be used to measure taxi speed, and the equipment will be used in the 737 to provide information for a fuel economy system. Wind shear, which is effectively a rapid change in wind speed, often causes pilots to respond incorrectly to changes in the rate of descent near the ground: this condition can be detected by the AD660, enabling pilots to adjust the engine controls in the correct sense.



Marconi's AS660 ground speed doppler. The two boards are mounted in the case, directly on the printed-circuit antenna. Antenna switching unit is in centre of case.

## Power f.e.ts aid radio navigation

Adney Automation Ltd, a Sussex-based company, claims to have made a major breakthrough by incorporating Siliconix v.m.o.s. power f.e.ts in the output stages of maritime radio transmitter beacons. The beacons, known as Orb, are intended to give positive radio navigation guidance at harbour entrances. They are entirely off-shore based and rely upon solar cells or wind-driven generators, or a combination of both, to provide the transmission power. The use of high current v.m.o.s. f.e.ts, type VN64GA, in the output stages, allows the beacon to operate more efficiently and reduces the overall size and power consumption of the unit. This improvement enables maritime radio beacons in the 285 to 315kHz band to operate remotely and dependably for long periods while giving an acceptable power output over a wider area for positive identification and navigational guidance. So far, Poole and Chichester are the only harbours to benefit, but already the Poole harbour master has reported beacon reception at distances of 20 to 24km.

## HP's long-awaited multi-station processor development system

Hewlett Packard recently announced their 64000 system which is reckoned to be the most advanced logic development package currently available. The system comprises up to six desk top "workstations" which share a 20 to 120 Mbyte hard disc store and a printer.

Each workstation incorporates a 16-bit n.m.o.s. host processor, 64 Kbytes of r.a.m., 16 Kbytes of r.o.m., I/O control and display facilities. Software options include a choice of assemblers and compilers, and ten card slots accommodate hardware options such as real-time emulators, a p.r.o.m. programmer and a PASCAL compiler. The system allows up to six operators to each use a workstation simultaneously and independently without changing discs. As well as developing and debugging hard and software, the operator can write code, emulate hardware and carry out logic analysis.

A very useful feature on the workstation is a row of uncommitted or "soft" keys whose function during development is labelled on the v.d.u. This approach, combined with directed syntax, greatly reduces errors.

The cost of the system depends on the number of stations and options, but £17,000 to £50,000 is a general guide.

Shortly after Hewlett Packard's launch, Livingston Hire demonstrated their faith in the system by announcing themselves to be the first purchasers in the world of the equipment. The 64000 will support Livingston's microsystems rental service which has been in operation for about a year. This facility enables prospective purchasers to evaluate the system thoroughly and gain practical experience before parting with the purchase price.

## Death of Stanley Mullard

Stanley Robert Mullard M.B.E. (MIL), one of the pioneers of the UK radio industry, died on September 1 at the age of 95.

Stanley Mullard was born in 1883 and after leaving school and attending a Sussex polytechnic, joined a firm of electric lamp manufacturers. He continued his studies at the Northampton Institute (now the City University) and became a director of the company when he was only 24. Later he joined the Ediswan Company and in 1915, while working in the lamp research laboratory, he developed the "Pointolite" arc lamp which was used in projection apparatus for over 40 years.

At the start of the first world war Stanley Mullard enlisted in the Engineers' Battalion of the Royal Naval Reserve, but continued his work at Ediswan at the Admiralty's

request. His interests by then extended to radio valves and his wide knowledge of glass technology and vacuum techniques enabled him to make valuable contributions to the fast growing use of valves in military radio equipment.

In 1916, as a lieutenant in the RN Volunteer Reserve, he was posted to the RN Air Service and put in charge of a special valve laboratory at Imperial College, London. It was largely due to his participation that the manufacture of silica-type power transmitting valves became practicable by the end of 1919. By September 1920, an order for 250 valves raised the capital required for him to form the Mullard Radio Valve Company. Demand for small receiving valves quickly exceeded output time and again, in particular with the introduction of the BBC's London transmitter, 2LO, until by 1924 production had reached 2½ million a year. By demonstrating that reliable valves could be made cheaply Stanley Mullard helped

materially to lay the foundations of the British radio industry.

Further increases in production and the establishment of the Mullard Wireless Co., to handle marketing and distribution, were followed by the need to move to a larger factory at Mitcham in Surrey. Eventually the call for research facilities beyond the scope of such a young company led to the establishment in 1924 of close links with N.V. Philips in Holland and over the next few years Philips acquired all the shares in the company.

In 1929 Stanley Mullard resigned as managing director of the company, but continued as a director actively interesting himself in the company's affairs until its golden jubilee celebrations in 1970. He lived to see the small venture he founded grow to an organisation employing more than 11,000 people and occupying a leading place in the world's electronic industry.



# Slow counters

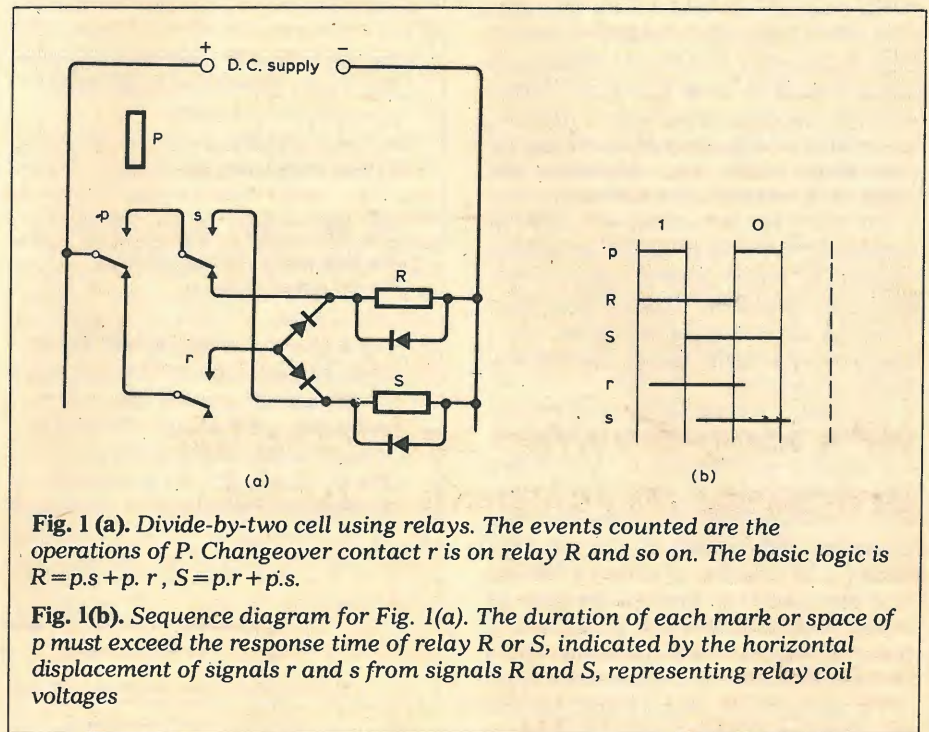
Slow-acting counter circuits for greater signal purity

by A. D. Ryder, M.A., Ph.D., F.I.E.E.

The production of clean logic signals using an input channel barrier for use with open contacts may require an opto-isolator to avoid earth loops, a low-pass filter to remove noise and contact bounce transients and a trigger circuit to clean up the resulting slow edges. A response time of 5 to 10ms exceeds the bounce time of most contacts and removes virtually all unwanted noise. Often the power supply is filtered and suppressed but the cost of such precautions can be significant. The author of this article outlines an approach which exploits the fact that the switching speed required in a given control application is often considerably less than that already available and maintains that such methods can be cost-effective in small systems.

LOGIC INPUT SIGNALS sometimes come from open contacts or their equivalent and can be severely contaminated by the effects of contact bounce and noise, to which circuits with feedback using latches, flip-flops and counters are particularly vulnerable. Designers accustomed to relatively slow relay systems sometimes failed to appreciate this problem, which led to many malfunctions in the early days of development and gave solid-state controls a reputation for unreliability.

To a lesser extent, signal races within the logic itself contributed to anomalies which were difficult to diagnose although this is now a problem which



**Fig. 1 (a).** Divide-by-two cell using relays. The events counted are the operations of P. Changeover contact r is on relay R and so on. The basic logic is  $R = p.s + p.r$ ,  $S = p.r + p.s$ .

**Fig. 1 (b).** Sequence diagram for Fig. 1(a). The duration of each mark or space of p must exceed the response time of relay R or S, indicated by the horizontal displacement of signals r and s from signals R and S, representing relay coil voltages

concerns mainly the i.c. designer, appearing to the user principally as an upper limit on input rise time.

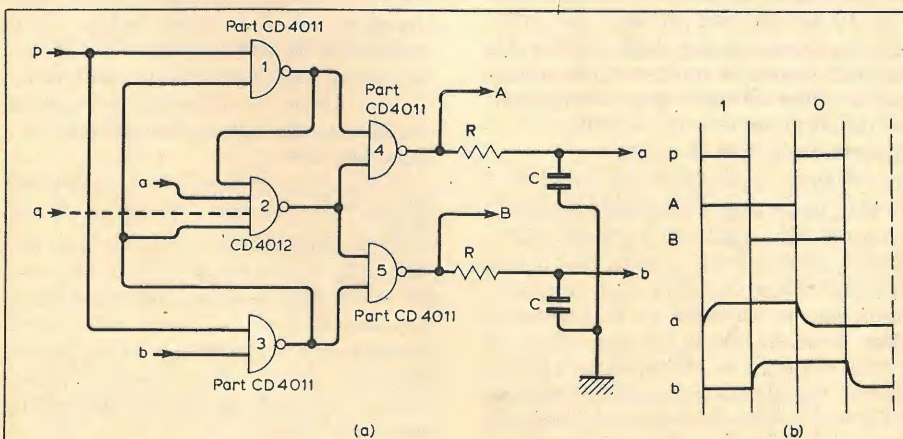
Fig. 1 shows a basic counter cell using relays with changeover contacts. This type of circuit will work with almost any general-purpose relay and depends upon the fact that the momentary interruptions when a changeover contact operates are too short to be 'seen' by the

magnetic circuit of the relay switched. Such interruptions, or situations when for example neither p nor  $\bar{p}$  is true, are typical of the race hazards which are so important in the design of fast logic. In the Fig. 1 circuit they can be disregarded, for the same reason that interference and bounce can be disregarded, namely the slow response of the active devices.

## A slow-counter cell

Fig. 2 shows an electronic analogue of the Fig. 1 relay cell; the inversions of p and b are achieved by using the outputs of gates 1 and 3. If the components R and C are omitted, the circuit is similar to a 6-gate circuit given by Zissos<sup>1</sup>, who uses it as an example for hazard analysis, building up to a 14-gate circuit with a very low probability of malfunction. Lewin<sup>2</sup>, treating a similar circuit, arrives at a total of 10 gates after considering hazard corrections.

If the Fig. 2 circuit is assembled without the R and C components it is unworkable. Several hazards or races can be deduced and observed, especially if the signal applied at p has slow edges. The RC delay required for correct operation depends mainly on the spread of gate switching levels and the slope of



**Fig. 2(a).** Counter cell using NAND gates. Points marked "a" are joined together as are those marked "b" and the basic logic is  $A = p.b + p.q.a$ ,  $B = p.q.a + p.b$ . Input q is used for cascading only, i.e.  $q = 1$  in the basic form - see text.

**Fig. 2(b).** Sequence diagram for Fig. 2a when  $q = 1$ .

the p signal edges. For example if A changes from 0 to 1 on a transition of p, point 'a' will some time later rise to a voltage high enough to switch gate 2 (assuming its other inputs are high) and this delay must exceed the time taken for the undelayed switching actions caused by the p transition to be effectively completed.

The circuit is conveniently implemented using c.m.o.s. gates because of their high input resistance and symmetrical transitions, though it will work with t.t.l. if extra transistors are used to match signals a and b into gates 2 and 3.

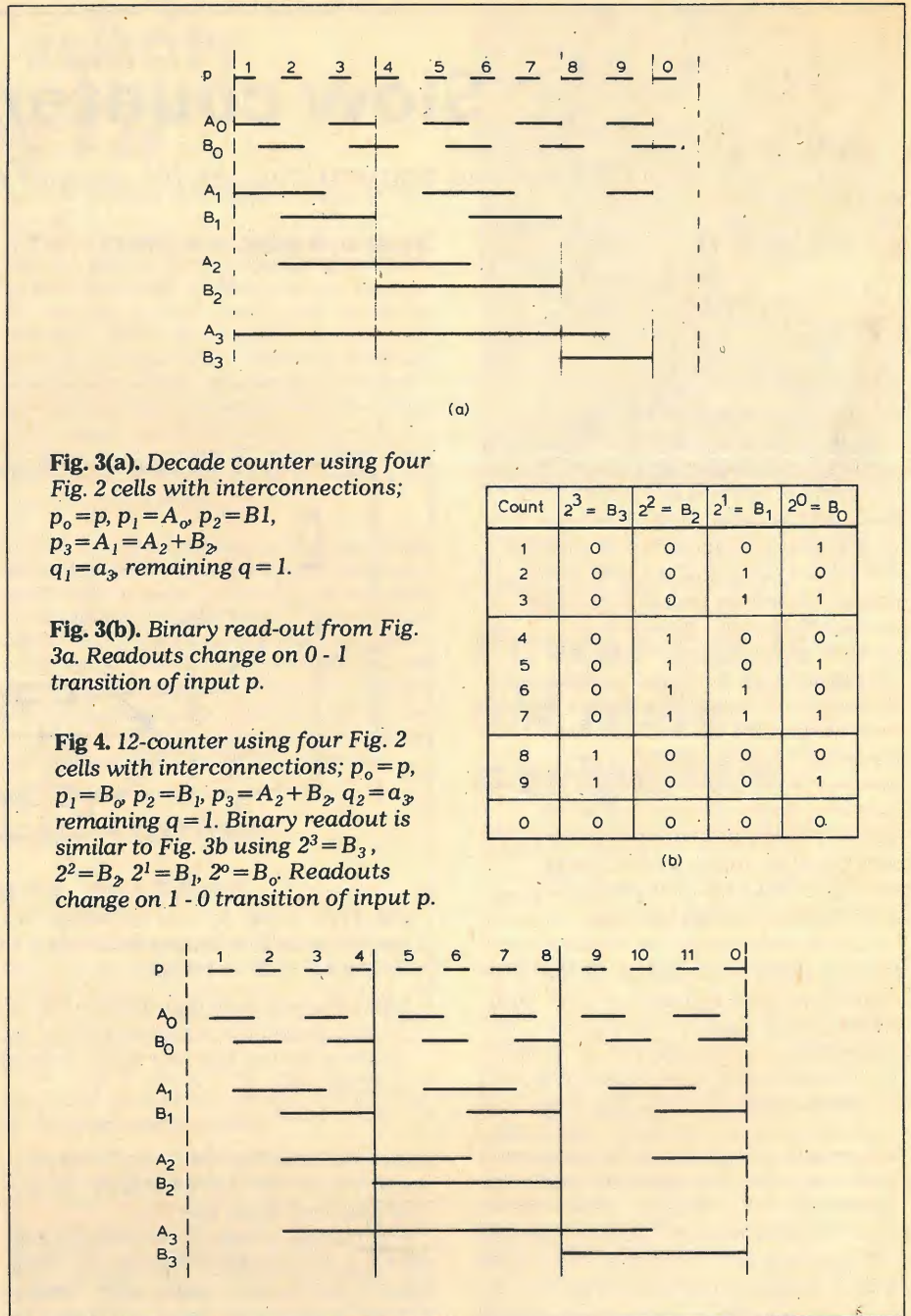
Assume that, for c.m.o.s. on 12 volts, gate switching takes place between input levels of 4V and 8V. The time that signal p takes to cross this gap is virtually the maximum period of danger, since other transitions are shortened by gate amplification and the minimum value of RC is that sufficient to prevent a or b rising by 4V (or falling to 8V) in this time. With fast edges at p, the circuit is thus usable up to the frequency where the undelayed switching times are no longer negligible, say 1 MHz, but the main interest is for low speed applications.

The input p must of course remain above 8V (or below 4V) long enough for the signal a or b to reach 8V (or 4V). Thus a particular choice of RC fixes both the maximum rise-time and the minimum half-period of the counted signal. It is possible to achieve reliable operation over a limited frequency range with a sine-wave at p of 12V pk-to-pk (centred on 6V) and this could perhaps be useful for timing from noisy 50 Hz mains, but in most l.f. applications the provision of adequately fast p edges presents no difficulty.

The sequence diagram, Fig. 2(b), shows two points of interest. First, when the frequency is low enough for gate switching times to be negligible, the signals A and B are synchronous with p, despite the delays of a and b. Second, the transitions of a occur only when p=1, i.e. when gate 2 is off. Similarly the transitions of b occur when 1 and 3 are off, thus these slow edges do not create slow gate output transitions, which could cause excessive dissipation.

Apart from making the circuit work, i.e. circumventing the hazards, the RC delays can give it the same kind of immunity to contact bounce and interference as the relay circuit of Fig. 1. Although a short pulse on signal line p, for instance, will appear at either A or B, it will be filtered from a or b, and so prevented from corrupting the latches, i.e. altering the stored count. A test made using RC=10 ms and a 40. Hz square wave input to p showed that reliable division was obtained even in the presence of full-amplitude square interference pulses, of either sense, in excess of 2 ms duration.

It is not essential to use the particular gates shown in Fig. 2, many different arrangements are possible and the



**Fig. 3(a).** Decade counter using four Fig. 2 cells with interconnections;  $p_0 = p, p_1 = A_0, p_2 = B_1, p_3 = A_1 = A_2 + B_2, q_1 = a_3$ , remaining  $q = 1$ .

**Fig. 3(b).** Binary read-out from Fig. 3a. Readouts change on 0-1 transition of input p.

Count	$2^3 = B_3$	$2^2 = B_2$	$2^1 = B_1$	$2^0 = B_0$
1	0	0	0	1
2	0	0	1	0
3	0	0	1	1
4	0	1	0	0
5	0	1	0	1
6	0	1	1	0
7	0	1	1	1
8	1	0	0	0
9	1	0	0	1
0	0	0	0	0

**Fig. 4.** 12-counter using four Fig. 2 cells with interconnections;  $p_0 = p, p_1 = B_0, p_2 = B_1, p_3 = A_2 + B_2, q_2 = a_3$ , remaining  $q = 1$ . Binary readout is similar to Fig. 3b using  $2^3 = B_3, 2^2 = B_2, 2^1 = B_1, 2^0 = B_0$ . Readouts change on 1-0 transition of input p.

number of gates in each path is not critical. Unfortunately there is no standard package ideally suitable, but Fig. 10 shows one of four possible circuits based on the 4539 (Motorola) which is usable in most configurations and provides a reset input. Component values are shown for RC=4.7 ms.

**Interconnection of cells.**

An obvious application for the Fig. 2 circuit is to provide a reliable push on-push off function from an open-contact push button, connecting it to p directly\*. More complex counting functions can be provided by interconnecting several cells. If Fig. 2(a) is compared with a JK flip-flop used to divide its clock frequency (setting J=K=1), it will be seen that the signal B corresponds to what is normally called the Q output changing on the back

edge of the clock, whereas A corresponds to an output of the 'slave' bistable, not usually brought out, which changes on the front edge. The availability of the A output simplifies cascading and for certain divisions, such as 10 or 12, allows binary-coded outputs to be generated directly as described later.

If Fig. 2(a) circuits are cascaded directly, using the A or B output of each as the p signal for the next, counts are restricted to powers of two and to permit other divisions the additional input q is used at gate 2. Clearly when q=0 signal B never appears and A simply follows p. Using c.m.o.s. gates in particular, a simple diode OR permits a connection such as:

$$p_3 = B_1 + A_2$$

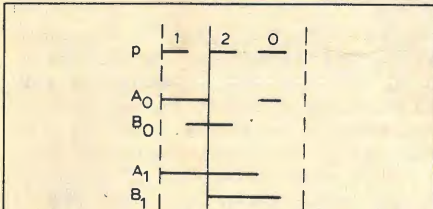
that is, the p signal into the third stage can have the combined duration of B from stage 1 and A from stage 2.

The combinations of possible forward

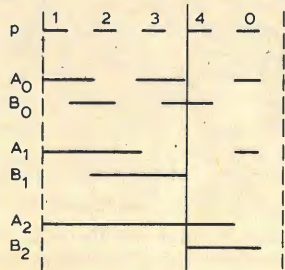
\*See "An electronic organ tone system, part 5", Wireless World March '79. This also shows pre-setting.

cascading connections and feedback connections from later stages to earlier q inputs are numerous and can be interesting to work out. Before dealing with specific examples, some general points may be noted.

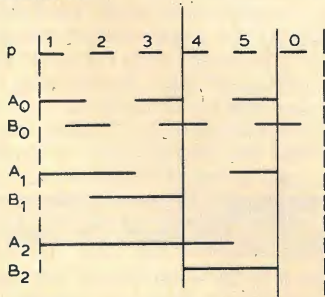
(a) There are several ways of achieving a desired division ratio. For even numbers, it is usually possible to find a cascading/feedback set which will generate binary-coded outputs directly. For odd divisions some external decoding is usually needed.



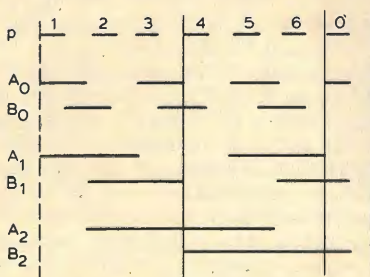
**Fig. 5.** 3-counter using two cells;  $p_0 = p, p_1 = A_0, q_0 = a_1, q_1 = 1, 2^1 = A_1, B_1, 2^0 = A_1, A_0$ . Change on 0-1 transitions.  $B_1$  excursions are each  $1\frac{1}{2}$  periods of  $p$ .



**Fig. 6.** 5-counter using three cells;  $p_0 = p, p_1 = A_0, p_2 = A_1 + B_1, q_0 = a_2, q_1 = a_2, q_2 = 1, 2^2 = A_2, B_2, 2^1 = B_1, 2^0 = A_0, A_2$  change on 0-1 transitions.



**Fig. 7.** 6-counter using three cells. Change on 0-1 transitions.



**Fig. 8.** 7-counter using three cells;  $p_0 = p, p_1 = A_0, p_2 = B_1, q_0 = a_1 + a_2, q_1 = 1, q_2 = 1, 2^2 = B_2(A_1 + A_2), 2^1 = B_1(A_1 + A_2), 2^0 = A_0(A_1 + A_2)$ . Change on 0-1 transitions.  $B_2$  excursions are each  $3\frac{1}{2}$  periods of  $p$ .

(b) Because both A and B outputs are available it is (apparently) always possible, with odd as well as even divisions, to arrange that one of the last stage outputs is a square wave (assuming that the input is a square wave). For example, for division by 7, an output signal of which each excursion lasts for  $3\frac{1}{2}$  input periods can be obtained.

(c) The transitions of outputs can be made to occur at either the 0-1 or the 1-0 transitions of the input signal.

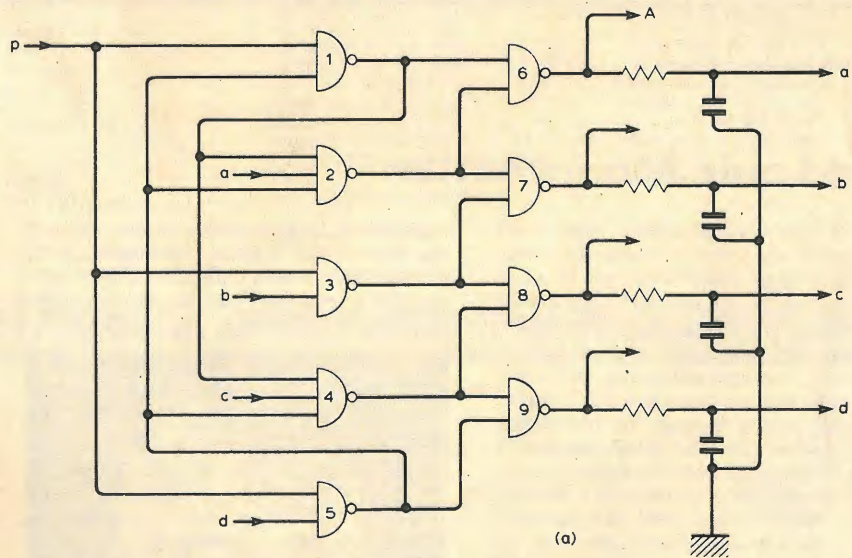
(d) The switch-on state (with input absent) can be predetermined by returning the various capacitors appropriately to the high or low supply rails. The ground connection as shown in Fig. 2(a), is the normal one, and results in a 'reset' state at switch-on.

(e) Reset from any stage can be achieved by setting the input and any q signals at zero, or otherwise forcing all 1, 2, and 3 gate outputs high.

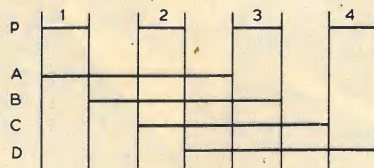
(f) Presetting (programming) is possible, for example by directly charging appropriate capacitors via diodes. Fig. 3 shows the sequence diagram and connection-set for a decade counter with binary-coded outputs (b.c.d.) changing on the 0-1 input transitions and using four cells numbered from 0 (l.s.d.) to 3 (m.s.d.). The action can be followed bearing in mind that the A or B transitions of each stage occur at those of its own p signal. For example, it is the transitions of  $B_1$  which control  $A_2, B_2$ , and this ensures that  $B_2$  has the correct

duration to provide the  $2^2$  output digit. The feedback connection  $q_1 = a_3$  suppresses a third appearance of the signal  $B_1$  because  $a_3$  becomes zero following the start of input pulse 9. For the proper action of  $A_1, B_1$  on earlier pulses, it is necessary to establish  $q_1$  (i.e.  $a_3$ ) at the same time as  $a_1$  and this is achieved by the component  $A_1$  in the signal  $p_3$ . Finally, the inclusion of both  $A_2$  and  $B_2$  in the  $p_3$  signal ensures that the signal  $B_3$  does not appear until the start of pulse 8, allowing it to be used directly as the  $2^3$  output digit.

It is clearly necessary that when an 'a' signal is used for feedback to an earlier stage, it must be established at the same time as that stage's own 'a' signal. In the 12-counter of Fig. 4, the feedback is from stage 3 to stage 2 and this allows  $a_3$  to appear later (though there would be no objection to its being established with  $a_1$  as in Fig. 3). The use of  $B_0$  rather than  $A_0$  as the  $p_1$  signal results in the readouts changing at the back edge of each input pulse, as with a JK counter, rather than at the front edge as for Fig. 3. For this reason  $B_0$  is also used as the  $2^0$  digit output; otherwise the readouts are as Fig. 3, the two extra counts being covered by the third appearance of  $B_1$  and the longer duration of  $B_3$ . The configuration of Fig. 4 has been used to count at the rate of one 2-minute input pulse per hour and has operated without trouble for more than a year in a situation where difficulty was ex-

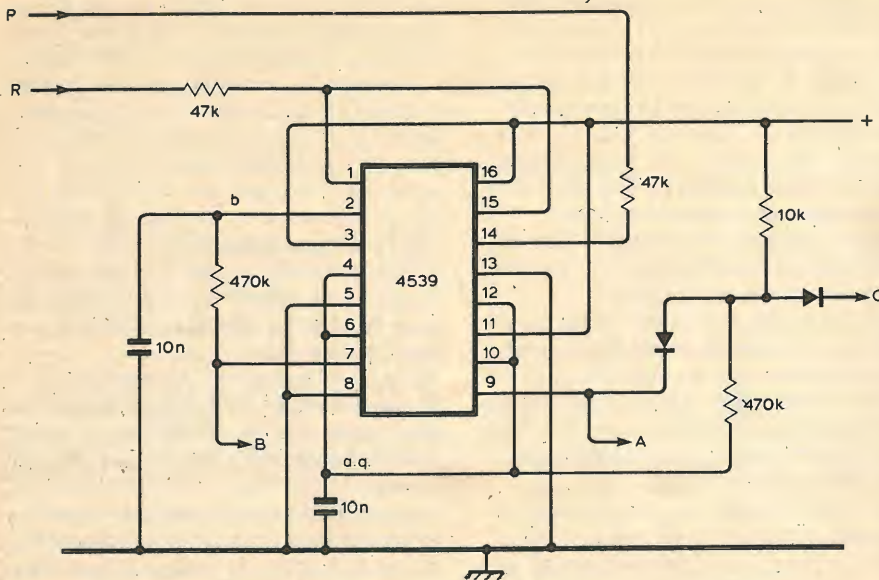


**Fig. 9(a)** Johnson code 4-counter. Points a,a, etc. are joined and the basic logic is  $A = p.d + p.a, B = p.a + p.b, C = p.b + p.c, D = p.c + p.d$ .



Time slot	Decode
1	A, $\bar{C}$
2	C, A
3	$\bar{A}, C$
4	C, $\bar{A}$

**Fig. 9(b)** Sequence diagram and decoding key for Fig. 9a.



**Fig. 10** One-package cell using a 4539 dual multiplexer. The diode AND requires connection  $Q_n = A_m$  rather than  $q_n = a_m$  in Figs 3-7. It is omitted for  $q = 1$ .  $R = 1$  to reset.

perienced with a fast m.s.i. counter.

Figs. 5 to 8 show some of the arrangements possible for different divisions, with their interconnection expressions. Other configurations can provide different facilities, for example an output which goes high for one or more out of every  $n$  input periods and so on. A variation on the Fig. 2 cell is the

Johnson code counter shown in Fig. 9. This circuit can be extended to any even division.

In general the counters, and any subsequent decode logic, are transparent to input disturbances which exceed the switching levels, but this does not result in malfunction if the eventual output device is slow, for example a relay or contactor.

#### References:

1. Zissos and Copperwhite, "Logical Design Manual", Pitman.
2. Lewin, "Logical Design of Switching Circuits", Nelson. □

## Lord Louis Mountbatten

It was an ironic twist of fate that Lord Mountbatten, who did so much for radio, should have been killed by means of radio remote control. The bomb that ended his life was detonated via a medium of communication and control that he had fostered enthusiastically throughout his long career. His contribution was not merely the patronage he was able to give through his aristocratic birth and connection with the Royal Family (he was born Prince Louis of Battenberg in 1900) — though in a country like Britain, where everyone loves a Lord, this certainly had its value for promotional purposes. He had a real knowledge of and interest in the technology, which arose from the early part of his career as a naval officer, and later a genuine concern about the effects of electronics on people's lives, which continued right up to his death in August this year. He inspired some people in the electronics industry but got from others, perhaps without knowing it, only sycophancy or grudging admiration.

Mountbatten's interest in radio started in 1924 when, already in the Royal Navy for eleven years, he began to specialise in naval communications. He went to the Royal Naval Signal School, Portsmouth, and qualified as a communications specialist in 1925, incidentally winning the Jackson-Everett prize as the most outstanding student in wireless

engineering. He then took a higher course at the Royal Naval College, Greenwich, which qualified him in 1926 to become a member of the IEE. In the same year he was appointed



Earl Mountbatten of Burma


Reserve Fleet Wireless and Signal Officer and continued in this operational work until 1929 when he became a senior instructor in wireless telegraphy at the Royal Naval Signal School. It was during this period at Portsmouth that he was responsible for producing the famous Admiralty Handbook of Wireless Telegraphy, 1931, from which many students, not only naval people, learned the fundamentals of radio. (The Ministry of Defence tell us that he "wrote two handbooks" on the subject.) From 1931 to 1933 Mountbatten was appointed Fleet Wireless Officer to the Mediterranean Fleet, in which post he was responsible for the radio efficiency of some seventy ships.

His period of specialization in radio ended in 1934 when he was put in command of HMS *Daring*, but there was a continuing link with the technology in that he had qualified for membership of the Brit. IRE (now IERE) in 1932 and was elected a member in 1935. Then in 1938, just before he became so deeply engaged in the 1939-45 war, he was elected vice-president of the Institution. There is no need to repeat here the well-known facts of Mountbatten's career as Chief of Combined Operations and later as Viceroy of India in which he skilfully carried out the difficult task of dismantling the British raj. After the war, in 1946, he was elected President of the Brit. IRE and gave a forward-looking presidential address on computers and the retrieval of information which showed his awareness of the latest applications of electronics. This interest in electronic computers continued and in 1966 he was invited to become president of the British Computer Society.

For the last 30 years, his life could be seen as an accumulation of official appointments, honours, memberships, patronages, mostly to do with science and technology and ranging from an exalted Fellowship of the Royal Society to the relatively obscure vice-presidency of the British Wireless Dinner Club. He became president of the IERE again in 1961 when the Institution received its Royal Charter — and the two events were not entirely unconnected. But in the last 15 years he was associated more prominently than anyone else with the activities of the National Electronics Research Council, later to become the National Electronics Council. Indeed it was very much his idea — the IERE did all the donkey work of carrying out his commands — and as chairman he was such a dominating influence that those who didn't think much of the Council's contribution to British electronics tended to dismiss it as "Mountbatten's hobby".

One function of the present NEC is to consider the effects of electronics on society and this was very much the theme of the first of the annual lectures it instituted in 1978 under the name The Mountbatten Lectures. Lord Louis himself gave this first lecture ("Electronics — the Lifeline") in that highly personal style which came naturally from his aristocratic upbringing and military training — abrupt, self-confident and conveying a strong sense of duty. Having pointed out that all technical innovations were "capable of selfish and sometimes dangerous exploitation" he characteristically wasted no time in exploring the wider implications of this fact but put his remedy in terms of personal obligation, quoting from *Paradise Lost* the words of another man with a clear and strong if simple vision of life.

"Accuse not Nature, she hath done her part;  
Do thee but thine."



The perfect kit for miniature work

# ANTEX TCSU1 or 2 with CTC

NEW TCSU2 with visual temperature guide



### Model TCSU1

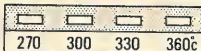
Micro-Soldering Station

Model CTC-24volts. Priced at **£9.75** (1.87)

Model XTC-24volts. Priced at **£9.75** (1.87)

Accurate pin point temperature control between 65° and 400°C. Heating element and sensor built in tip of the iron for fast response. Interchangeable slide-on bits from 4.7mm (3/16") down to 0.5mm. Zero voltage switching, no spikes. No magnetic field, no leakage. Supplied with miniature CTC (35-40 watt iron or XTC (50 watt). TCSU1 soldering station with XTC or CTC iron **£36** (6.44) Nett to Industry.

**Model TCSU2**— Specification as TCSU1 except temperature range 200°-400°C. Visual temperature indicators by square LED at 270, 300, 330 and 360°C. Priced at **£42.50** (7.50) Nett to Industry.



### Model CX 17watts - 230 volts



A miniature iron with the element enclosed first in a ceramic shaft, then in stainless steel. Virtually leak-free. Only 7 1/2" long. Fitted with a 3/32" bit. **£4.20** (.98) Range of 5 other bits available from 1/4" down to 3/64". Also available for 24volts.

Spare element Model CX230E

### Model X25 25 watts - 230 volts



A general purpose iron also with a ceramic and steel shaft to give you toughness combined with near-perfect insulation. Fitted with 1/8" bit and priced at **£4.20** (.98) Range of 4 other bits available. Also available in 24volts.

Spare element Model X25/240E

### Model SK3 Kit



Contains both the model CX230 soldering iron and the stand ST3. Priced at **£5.70** (1.49) It makes an excellent present for the radio amateur or hobbyist.

### Model SK4 Kit



With the model X25/240 general purpose iron and the ST3 stand, this kit is a must for every toolkit in the home. Priced at **£5.70** (1.49)

### Model SK1



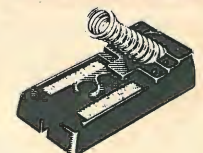
This kit contains a 15 watt miniature soldering iron, complete with 2 spare bits, a coil of solder, a heat sink and a booklet. 'How to Solder'. Priced at **£5.95** (1.53)

### Model MLX 12volts



The soldering iron in this kit can be operated from any ordinary car battery. It is fitted with 15 feet flexible cable and battery clips. Packed in a strong plastic envelope it can be left in a car, a boat or a caravan ready for soldering in the field. Price **£4.55** (1.14)

### ST3 Stand.



A strong chromium plated, steel spring screwed into a plastic base of high grade insulating material provides a safe and handy receptacle for all ANTEX models soldering irons. Priced at **£1.50** (.57)

V.A.T. + P&P as shown in brackets ( )



Stocked by many wholesalers and retailers or direct from us if you are desperate.

Please send me the Antex colour brochure  I enclose cheque/P.O./Giro No.258 1000

Name .....


Address .....

Antex Ltd. Freepost, Plymouth PL1 1BR Tel. 0752 67377

FROM HERE...



TO HERE...



## NEED NO LONGER TAKE AN ETERNITY OR COST A FORTUNE

Time is money and with conventional custom designs, the process from the detailed logic design through to layout of the chip can take 6 to 9 months of total engineer involvement.

The following stages of mask making, prototypes, and test programmes still have to take place. In this age of rapidly changing technology, two years to production is an eternity in both commercial and economical sense. This is why GEC Semiconductors have developed the Cellmos system, which allows customers to benefit from special LSI designs with a much lower

starting fee and in a much shorter time.

Once we have approved logic diagrams, our computer will process the design through a series of programmes, which will layout the circuit onto the chip. The whole sequence will not take more than a few hours of computer and engineering time. The turn round time from the approved logic to samples is within 12 weeks. Hardly an eternity...

If you feel the Cellmos system can help with your problem, please write or phone our sales office for further details or even a demonstration.

**GEC**  
SEMICONDUCTORS

GECS Semiconductors Limited  
East Lane, Wembley  
Middlesex HA9 7PP  
Tel: 01-904 9303 Telex 28817.

# Two-metre s.s.b. and f.m. transceiver — 2

## Signal-frequency circuits and phase-lock unit

by G. R. B. Thornley, G2DAF

THE THREE UNITS described so far accept and emit signals at 10.7MHz. Figure 1 in the first part of the article shows a further five units, concerned with transmission and reception at carrier frequency.

### Phase-lock unit

Figure 5 shows the block diagram of the voltage-controlled oscillator phase-lock unit. To allow flexibility in the design and the development work, the unit was constructed in three sections, with the p.c.bs mounted on stand-off pillars in an aluminium box, with a tight-fitting lid 7½in by 5½in by 1½in deep. Any digital device produces a rich spectrum of harmonics and the screening is essential to protect the very sensitive 144-146MHz receiver input circuits.

The MC4044P phase detector produces a voltage proportional to the phase difference between the two input signals, and this voltage is used to control a v.c.o. (voltage-controlled oscillator). The v.c.o. output frequency is proportional to the control voltage so that any change in potential from the phase detector control line will frequency-modulate the oscillator.

Second harmonic output from a crystal-controlled oscillator and the output of the v.c.o. are fed into a m.o.s.f.e.t. mixer. The resultant i.f., in the range 8.3 to 9.3MHz, is amplified and fed to an emitter follower. The v.f.o. (variable-frequency oscillator) output of 8.3 to 9.3MHz, and the i.f., are squared and fed to the phase detector as logic levels. After filtering, the loop output is used to control the v.c.o.

When the frequencies from the i.f.

amplifier and the v.f.o. are not the same, the loop voltage from the phase detector will change and alter the v.c.o. output frequency which, in turn, will alter the i.f. output until the frequencies and phases of the two signals are the same. At this moment the loop will lock, and in the locked condition tuning the v.f.o. from 8.3 to 9.3MHz will cause the v.c.o. output frequency to change from 133.3 to 134.3MHz. Full 2MHz coverage of the 2m band is obtained by switching to a second crystal in the crystal oscillator and i.f. amplifier unit. The frequency translations used are shown in the block diagram of Fig. 5.

The complete phase-lock unit is shown in Fig. 6. The f.e.t. Tr<sub>30</sub> v.c.o. is tuned over the required frequency range of 133.3 to 135.3MHz by the variable-capacitance diode D<sub>24</sub>. Transistor Tr<sub>31</sub> is a source-follower buffer stage whose output is split into two branches. One branch is amplified by the m.o.s.f.e.t. Tr<sub>32</sub> with the drain circuit L<sub>23</sub> C<sub>161</sub> being connected to an output terminal. This output, after further amplification in an external two-stage unit, drives the transmit and receive converter units. The second branch is amplified by the m.o.s.f.e.t. Tr<sub>33</sub> whose output circuit L<sub>24</sub> C<sub>166</sub> is taken to gate 1 of the mixer Tr<sub>36</sub>.

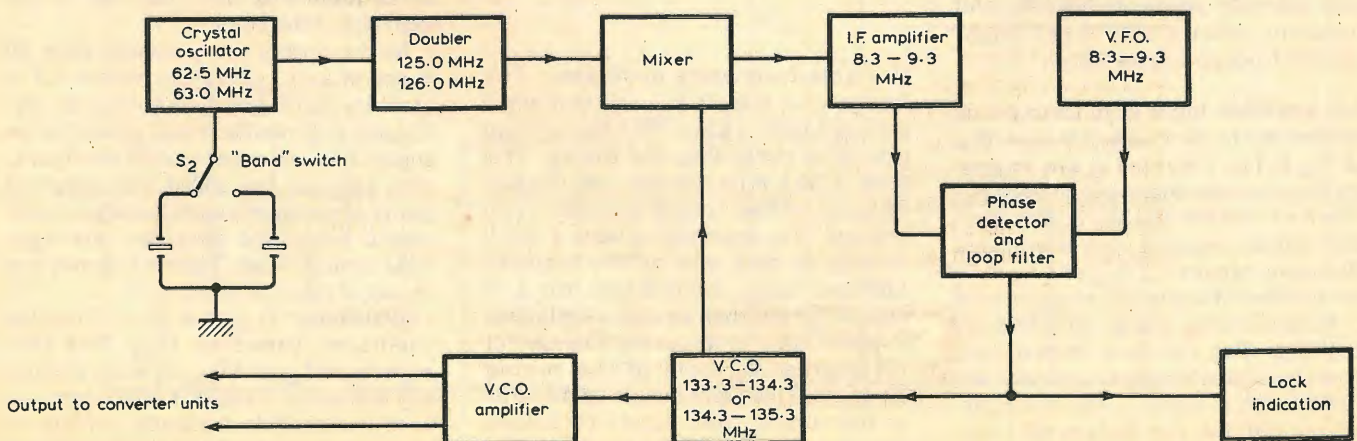
Crystals XL<sub>5</sub> (62.5MHz) and XL<sub>6</sub> (63.0MHz) are selected by the "Band" switch S<sub>2</sub> and switched by the diodes

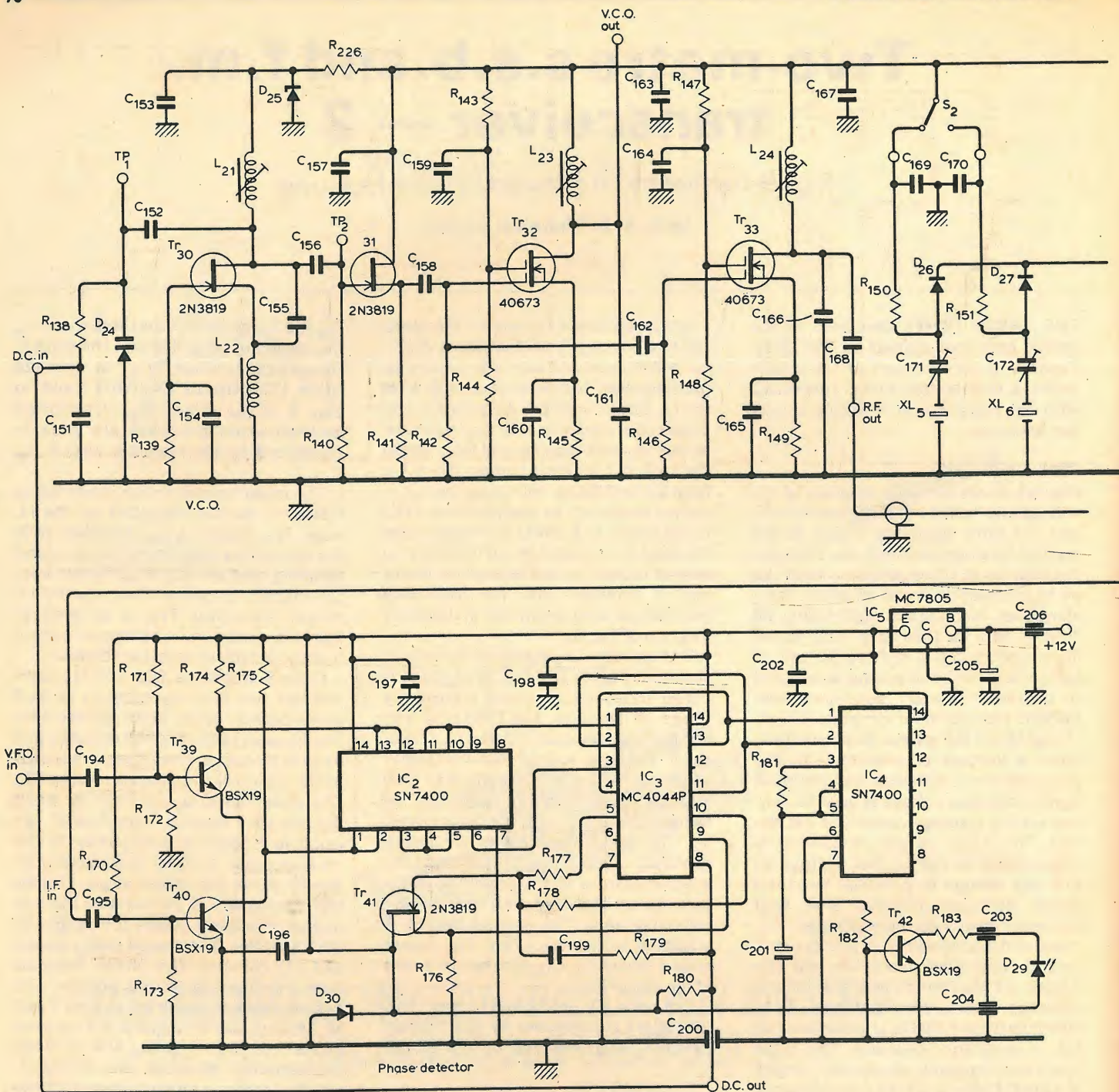
D<sub>26</sub> and D<sub>27</sub> to control the oscillator Tr<sub>34</sub>. The oscillator output drives the class C frequency doubler Tr<sub>35</sub>, to provide either 125.0MHz or 126.0MHz input to gate 2 of the mixer Tr<sub>36</sub>. Unwanted multiplication products are greatly suppressed by the resonant circuit L<sub>26</sub> C<sub>179</sub>.

The mixer output in the range 8.3 to 9.3MHz is further amplified by the i.f. stage Tr<sub>37</sub>. Coils L<sub>28</sub> L<sub>29</sub>, together with the resonating capacitors C<sub>188</sub> C<sub>189</sub> and damping resistors R<sub>165</sub> R<sub>166</sub>, form a low-Q bandpass circuit at the required i.f. range. Transistor Tr<sub>38</sub> is an emitter follower, giving low-impedance output to drive the phase detector section.

Class B amplifiers Tr<sub>39</sub> and Tr<sub>40</sub> convert the two sine wave inputs to half wave pulses. Each input drives two NAND gates in IC<sub>2</sub> and the square wave outputs from pins 6 and 8 are connected to the inputs of the phase detector IC<sub>3</sub>. The phase detector is locked in when the reference inputs at pins 1 and 3 are equal in frequency and phase. If the variable input is lower in frequency or lags in phase, the output at pin 13 goes low. Conversely, if the variable input is higher or leads in phase, the output at pin 2 goes low. The charge pump (pins 4 and 11) converts the phase detector output to fixed-amplitude, positive and negative pulses appearing at pins 5 and 10. These pulses are applied to a lag-lead active filter Tr<sub>41</sub>, C<sub>199</sub>, R<sub>169</sub> and an internal amplifier between pins 9 and 8, which provides a direct voltage proportional to the phase error. Logic levels from the phase detector are applied to two NAND gates in IC<sub>4</sub>, whose output pin 6 drives Tr<sub>42</sub> so that the l.e.d. il-

Fig. 5. Block diagram of the v.c.o. phase-lock unit. V.f.o. and v.c.o. amplifier are built as separate units.





**Fig. 6.** Phase-locked voltage-controlled oscillator provides frequency of 133.3 to 134.3MHz.

luminesces when the loop is locked. Diode D<sub>30</sub> is for protection only.

The MC4044P integrated circuit phase detector produces reliable and consistent results, and locks automatically from switch on.

**V.c.o. amplifier.** Input from the v.c.o. is amplified by the two class A stages Tr<sub>43</sub> and Tr<sub>44</sub> in Fig. 7 and fed at low impedance from the secondary windings of L<sub>31</sub> to the f.e.t. mixers of the receive converter and the transmit converter units.

Resonant circuits L<sub>30</sub> C<sub>210</sub> and L<sub>31</sub> C<sub>213</sub> have sufficient bandwidth to cover the full heterodyning range of 133.3 to 135.3MHz. The two low-impedance outputs each provide approximately 500 to 700mV r.m.s. which is the optimum requirement for the balanced f.e.t. mixers.

**Variable-frequency oscillator.** The master v.f.o. is built as a self-contained screened unit, with a 100:1 ratio worm gear drive controlling the tuning. This gives a 50:1 ratio for the 180 degrees rotation of the tuning capacitor. In practice, it is desirable to have a small overlap at each end of the required 1,000kHz range. Accordingly, the L/C ratio of the resonant circuit is optimized to give 1,000kHz frequency change for 144 degrees rotation of the tuning capacitor. This corresponds to 40 turns of the tuning dial, equal to 25kHz frequency change per dial rotation. This

is very convenient in practice, slow enough to enable precise setting for reception of s.s.b., and not too tedious when traversing from the low to the high end of the band.

In the author's experience over 20 years of s.s.b. operation where v.f.o. stability is of great importance, the Colpitts L/C oscillator has proved to be superior to any other circuit configuration, and has the added advantage of purity of waveform and almost constant output amplitude over the relatively wide tuning range. Figure 8 shows the circuit of the v.f.o. unit.

Transistor Tr<sub>45</sub> is a f.e.t. Colpitts oscillator, tuned by C<sub>222</sub>. The two capacitors C<sub>224</sub> and C<sub>225</sub> in series swamp any change in transistor input capacitance and provide feedback voltage to maintain oscillation. Output is taken at



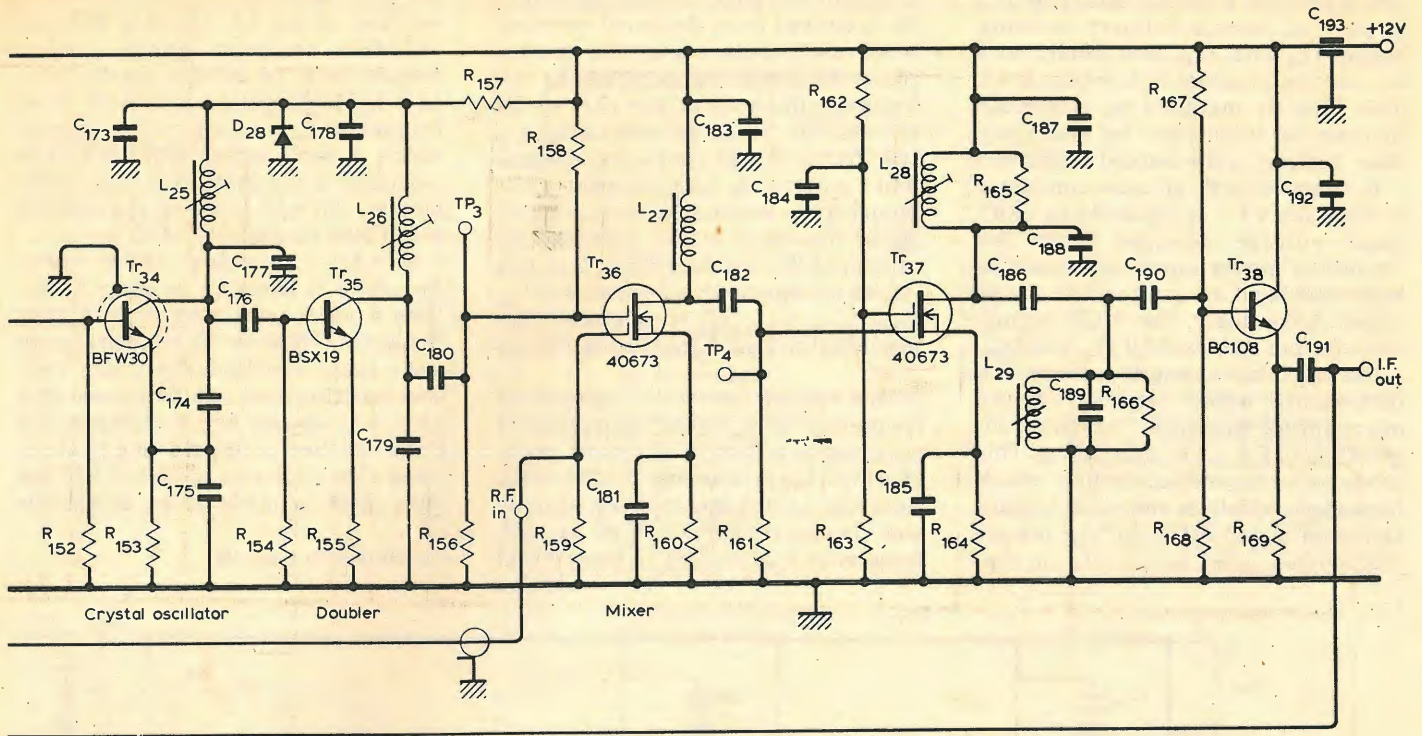


Fig. 7. V.c.o. amplifier drives transmitter and receiver converters.

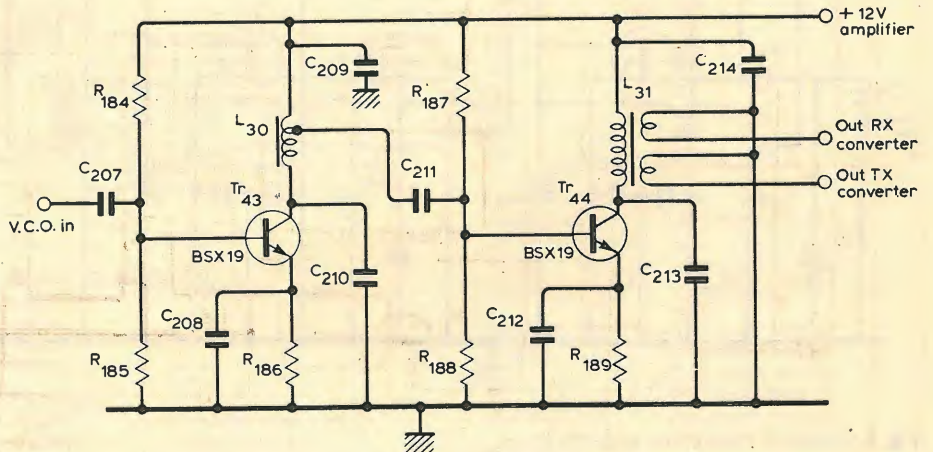
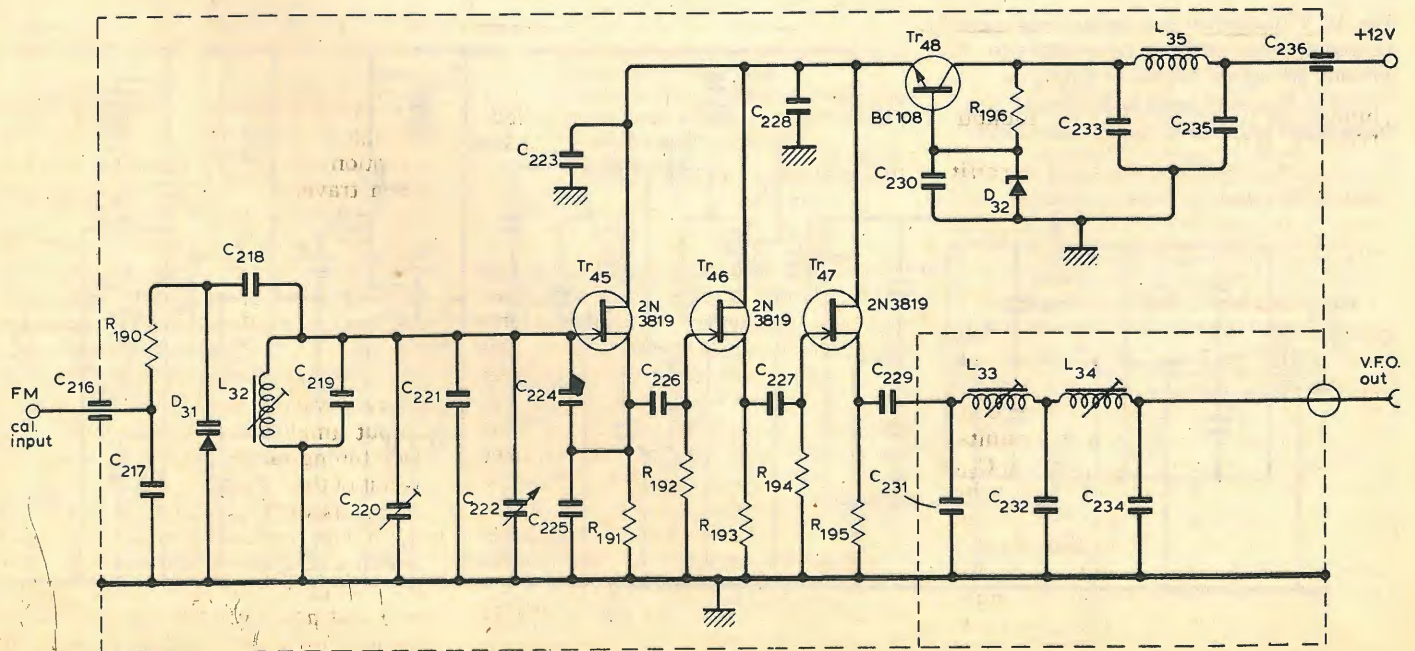


Fig. 8. Variable-frequency oscillator covering 8.3 to 9.3MHz.



low impedance from the source of Tr<sub>45</sub> to two f.e.t. source-follower isolating stages Tr<sub>46</sub> and Tr<sub>47</sub>, and finally to a two-section, constant-K, low-pass filter. This filter is included to attenuate higher-order harmonics that could produce "birdies" in the wanted 2m band.

In common with all semi-conductor devices, the v.f.o. is sensitive to quite small voltage changes from the "stabilized" power supply and would be hum modulated by any residual mains ripple. Accordingly, the +12V supply rail is further stabilised by Tr<sub>48</sub> and D<sub>32</sub>.

The variable capacitor diode D<sub>31</sub> receives the audio output from the microphone amplifier of the f.m. generator of Fig. 3, via resistor R<sub>190</sub>. This produces a capacitance change, which frequency modulates the v.f.o. output. Deviation is controlled by the pre-set "microphone gain" resistor R<sub>117</sub> in Fig.

3. Initially the direct voltage applied to D<sub>31</sub> is derived from the panel operated "calibrate" control and this facility allows precise setting of the tuning dial frequency divisions at any part of the 144-146MHz band, by reference to a 100/25kHz crystal controlled calibration oscillator or alternatively while sampling the transmitter output with a digital frequency meter. With the exception of the low-pass filter, C<sub>216</sub>, C<sub>236</sub> (which are separately screened) and L<sub>32</sub>, C<sub>219</sub>, C<sub>220</sub>, C<sub>222</sub>, all components are assembled on a p.c.b. measuring 2½in by 2½in.

The choice of v.f.o. operating frequency is of importance, and is governed by a number of factors, some of which are conflicting. Additionally, since the s.s.b. generator can equally well become the heart of an h.f. transceiver it is prudent to ensure that

the v.f.o. fundamental and harmonics are clear of the 3.5, 7.0, 14.0, 21.0 and 28.0MHz amateur bands. Other frequencies to be avoided are 10.7MHz and 5.35MHz (filter and half filter frequencies), and any v.f.o. output which, in conjunction with the crystal oscillator, could produce a third-order product ( $2f_1 \pm f_2$ ) crossing the wanted 144 to 146MHz amateur band.

A v.f.o. operating on a lower frequency is likely to be more stable than a v.f.o. operating on a higher frequency. However it is desirable to use a small, mechanically-stable variable capacitor that can be housed in a very rigid die-cast box, and in practice this limits the maximum swing to about 100pF. The choice of 8.3 to 9.3MHz has been carefully made as an acceptable

Continued on page 96

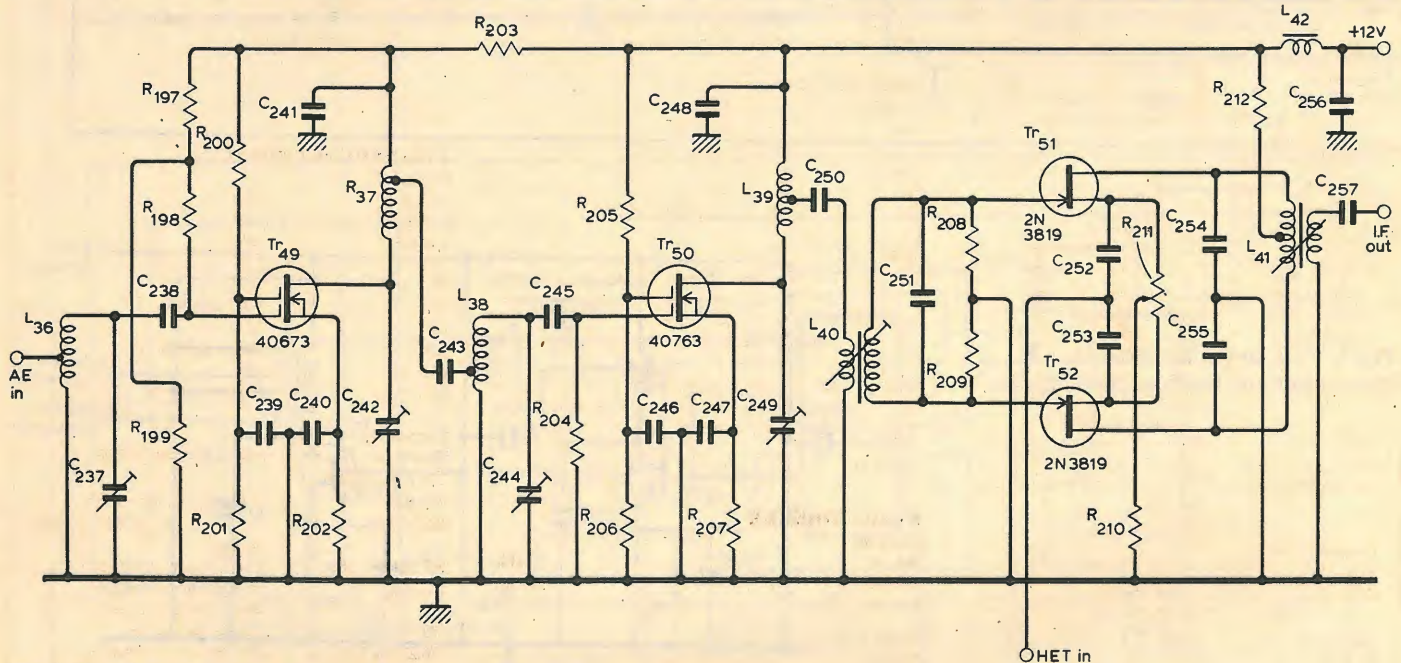
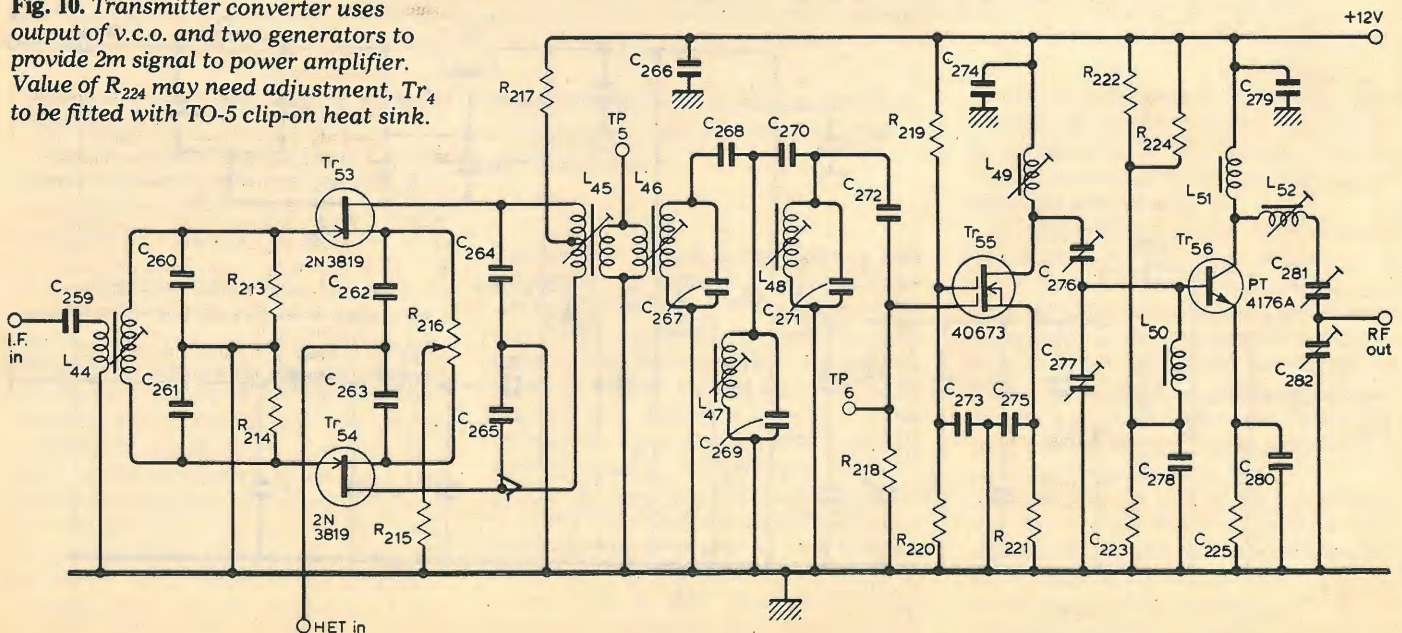


Fig. 9. Receiver converter accepts 2m aerial signal and converts it to 10.7MHz i.f.

Fig. 10. Transmitter converter uses output of v.c.o. and two generators to provide 2m signal to power amplifier. Value of R<sub>224</sub> may need adjustment, Tr<sub>4</sub> to be fitted with TO-5 clip-on heat sink.



## Components list

### Phase-lock unit

**Resistors** (all  $\pm 10\%$ ,  $\frac{1}{2}W$ )

138,170,171	33k
139,140,142,146,159,161	100k
226,181,183	330
141,153,169,182	470
144,148	47k
143,147,158,162	220k
145,149	270
150,151	10k
152	3k3
154	1k5
155	75
156,163,177,178	15k
157	150
160,164	220
165,166,168	6k8
167	27k
173,172	2k7
174,175,180	1k
176	180
179	680

**Capacitors**

151	1n polyester $\pm 20\%$
154,153,157,159,160,163,164,165,167	10n polyester $\pm 20\%$
169,170,173,178,181,183,184,185,187,194	
195,191,192	
196,197,198,202	100n polyester $\pm 20\%$
199	470n polyester $\pm 20\%$
155,156,176	2p2 tubular ceramic
158,161,162,166,186,190	11p tubular ceramic
168,174,179,180	3p3 tubular ceramic
175,188,189	33p tubular ceramic
177	9p4 tubular ceramic
182	100p polystyrene $\pm 5\%$
171,172	25p Mullard trimmer
152	10p silvered mica
201	2 $\mu$ 2 16V electrolytic
205	22 $\mu$ 16V electrolytic
200,206,203,204,193	1000p feedthrough, nut-fixing

**Transistors**

30,31,41	2N3819
32,33,36,37	RCA 40673
34	BFW30
35,39,40,42	BSX19
38	BC108

**Diodes**

24	Hitachi BA111
25	BZY88 7.5V
26,27	1N914
28	BZY88 9.1V
30	BZX61 5.6V
29	red l.e.d.

**Integrated circuits**

2,4	SN7400
3	MC4044P
5	MC7805

**Crystals**

5	62.5MHz overtone
6	63.0MHz overtone both from P.M. Electronics

**Inductors**

21,23,24	3.5 turns 22 s.w.g. enamelled; spaced wire diameter
25	10 turns 22 s.w.g. enamelled, close wound
26	3.5 turns 24 s.w.g. enamelled, close wound All above on 5mm dia. former with dust core
28,29	30 turns 32 s.w.g. enamelled, close wound, on 0.3in dia. former, dust core
22	100 $\mu$ H 7BA Toko r.f.c.
27	1mH 7BA Toko r.f.c.

**Switch**

2	1 pole, 2 way, panel mounting
---	-------------------------------

**V.f.o.**

**Resistors**

190	22k
191	1k
192,194	100k
193	470
195,196	330

**Capacitors**

216,236	1000p feedthrough, nut fixing
217	1n polyester $\pm 20\%$
218	10p silvered mica
219	15p ceramic N750K (nominal value)
220	25p air-spaced trimmer
221	35p silvered mica
222	80p variable. Polar type C28-141 18/0.015in gaps
225	500p silvered mica
224	200p silvered mica
226,227	47p silvered mica
223,228,230,233,235,229	10n polyester $\pm 20\%$
231,234	100p tubular ceramic
232	220p tubular ceramic

**Transistors**

45,46,47	2N3819
48	BC108

**Diodes**

31	BA102
32	BZY88 9.1V

**Inductors**

32	11t. 22 s.w.g. enamelled, lin. long on $\frac{1}{2}$ in dia. former, dust core, on 6BA screwed adjusting shaft, running into bush on former, locking nut. (Original from Marconi CR100 Rx)
33,34	30t. 28 s.w.g. enamelled, close wound on 0.3in dia. former, dust core (4.7 $\mu$ H)
35	1mH 7BA Toko r.f.c.

### V.c.o. amplifier

**Resistors**

184,187	10k
185,188	1k8
186,189	150

**Capacitors**

207,211	47p polystyrene $\pm 5\%$
208,209,214,212	10n polyester $\pm 2\%$
210,213	11p tubular ceramic

**Transistors**

43,44	BSX 19
-------	--------

**Inductors**

30	3.5 turns 20 s.w.g. enamelled, 10mm long, tapped 1.5t. from cold end
31	3.5 turns 20 s.w.g. enamelled, 10mm long, two 2t. links 28 s.w.g. enamelled overwound at cold end of primary Both 20g. coils on No. 14 drill shank, sprung onto 5mm dia. formers, dust cores.

### Receiver converter

**Resistors**

198,197,200,204,205	100k
199	22k
201,206	27k
202,203,207	270
208,209	4k7
210	2k2
212	1k2
211	1k
	miniature preset

**Capacitors**

237,242,244,249	35p ceramic trimmers
238,245	47p polystyrene $\pm 5\%$
239,240,241,246,247,248,257,256	10n polyester $\pm 20\%$

243,250,254,255	130p polystyrene $\pm 5\%$
251	5.6 tubular ceramic
252,253	1n polyester $\pm 20\%$ single-ended

**Transistors**

49,50	RCA 40673
51,52	2N3819

**Inductors**

36,37,38,39	4t. 24 s.w.g. enamelled, 10mm long. Wound on 3/16in drill shank. Tap 1t. from cold end. Self supporting.
40	4t. 24 s.w.g. enamelled, 10mm long. 1t. primary over centre of secondary.
41	34t. 36 s.w.g. enamelled, close wound. 7t. secondary over centre of primary. L <sub>40</sub> and L <sub>41</sub> on 5mm dia. former, pin spacing 9mm square. With screening can 14mm square 20mm high, dust core
42	2.5t. 24 s.w.g. enamelled on FX1115 ferrite bead.

### Transmitter converter

**Resistors**

213,214	47k
215,217	2k2
218,219	100k
220	27k
221	220
222	470
223	27
224	1k8 nominal
225	10
216	1k min. preset

**Capacitors**

259,266,273,275,274,278,279,280	10n polyester $\pm 20\%$
260,261	130 polystyrene $\pm 5\%$
262,263	1n polyester $\pm 20\%$ , single-ended
265,264,267,269	6p8 tubular ceramic
268,270	1p tubular ceramic
271	2p2 tubular ceramic
272	47p polystyrene
276,277,281,282	35p ceramic trimmer

**Transistors**

53,54	2N3819
55	RCA 40673
56	PT 4176A (alternative is BLY33)

**Inductors**

44	36t. 36 s.w.g. enamelled, close wound 7t. 36 s.w.g. enamelled primary over centre of secondary
45	9t. 24 s.w.g. enamelled, close wound, centre tapped. 2t. 28 s.w.g. enamelled secondary over centre of primary
46	4.25t. 24 s.w.g. enamelled, close wound. 2t. 28 s.w.g. enamelled primary overwound at cold end of secondary
47,49	4.25t. 24 s.w.g. enamelled, close wound
48	3.75t. 24 s.w.g. enamelled, close wound
52	5.25t. 24 s.w.g. enamelled, close wound L <sub>44</sub> to L <sub>52</sub> on 5mm former, 9mm square pin spacing. Can 14mm square 20mm high, dust core
50	2.5t. 24 s.w.g. enamelled on FX1115
51	3.5t. 24 s.w.g. enamelled on FX1115

# Electronic speedometer

Design operates from 1 pulse per road wheel revolution

by A. J. Ewins

A disadvantage of electronic speedometers which use gear-wheel detectors is that activator and detector must be in close proximity to each other for acceptable results, while photoelectric methods can only function effectively in clean environments. This article outlines a design in which the operating distance between activator and sensor can be as great as 1 inch (25mm). The circuit operates on the basis of one pulse per revolution of the road wheel and the design is simple enough to permit quick attachment to or removal from the vehicle.

WHERE FREQUENCY-TO-VOLTAGE converters are in use in an electronic speedometer circuit, many pulses may be generated per revolution of the road wheel. Such circuit approaches often involve the use of marked black and white areas on the axle or other rotating component, giving rise to problems from dirt, or, in the case of gear-wheel pick-ups, the surface must be carefully prepared. A system which operates from one pulse per road wheel revolution and which requires no special preparation of surfaces is therefore an attractive one.

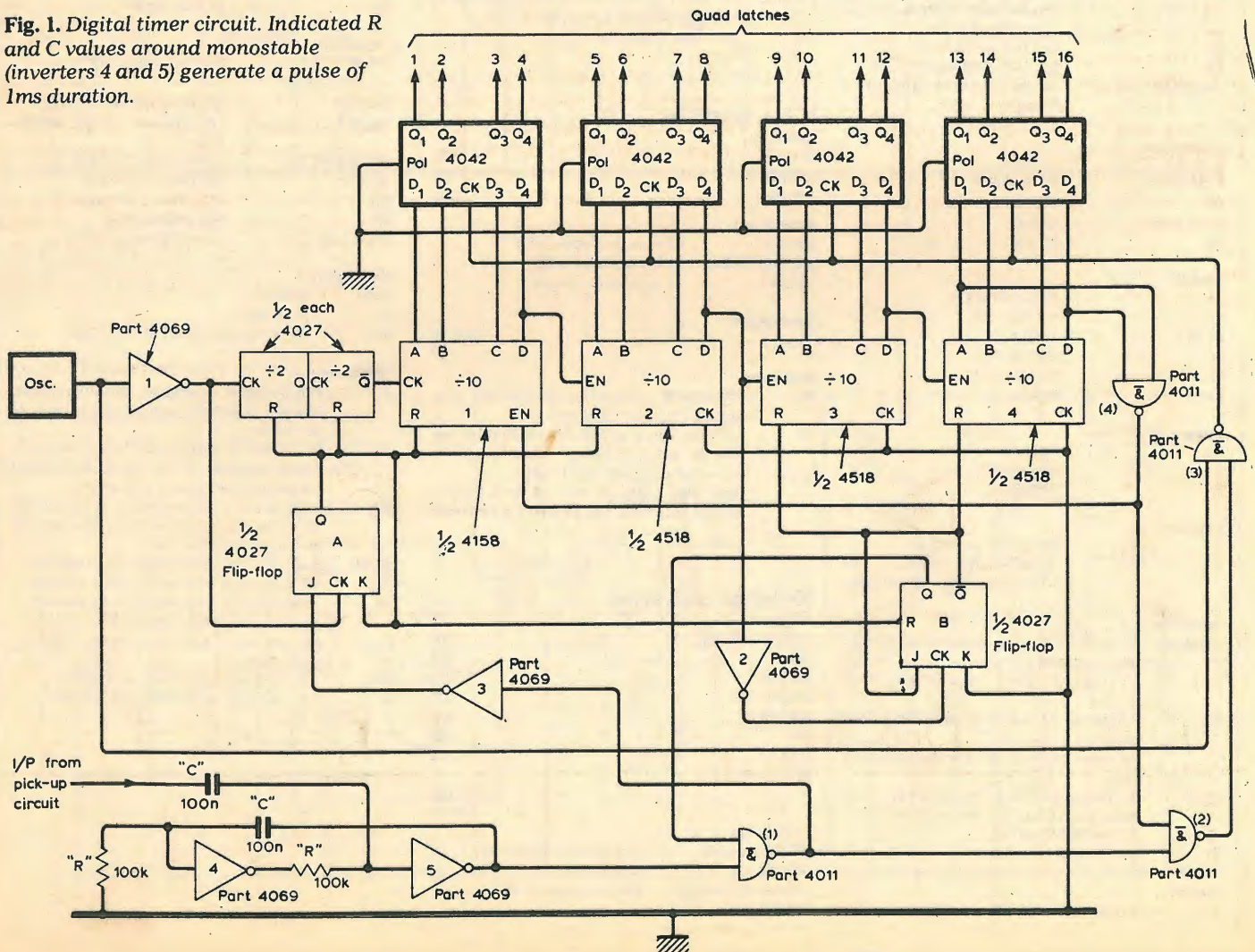
A further problem in conventional systems is that a restriction to one pulse per revolution, i.e. at speeds lower than 10 mph and a wheel diameter of 30in or

more, rules out the use of the pulse width modulation frequency-to-voltage converter due to its incapacity to provide a ripple-free analogue voltage or a useful response time.

### Principle of operation

The technique employed in this case is one where a small rotating magnet generates a signal which is used to "count" revolutions of the road wheel. Each revolution is marked by a pulse, the period between consecutive pulses being measured by a digital timer and then stored until the next pulse arrives. The period between pulses is thus updated every wheel revolution, causing the pulse repetition rate, and

Fig. 1. Digital timer circuit. Indicated R and C values around monostable (inverters 4 and 5) generate a pulse of 1ms duration.



therefore the speed of the vehicle, to be inversely proportional to the time between pulses.

A digital period-to-voltage converter generates a voltage which is directly proportional to the speed of the vehicle. In this manner an average speed for the vehicle is obtained for each wheel revolution, and because the measured period between pulses is stored until the next pulse arrives, the output voltage will be constant so long as the vehicle's speed is constant, even at very low speeds. Steps in the output voltage will occur only when the vehicle accelerates or slows down.

**Main circuits**

The circuit of the digital timer, consisting of an oscillator driving four decade counter stages via a divide-by-four counter, is shown in Fig. 1. This divide-by-four counter is included to ensure that the clock pulses from the oscillator, which operate latching and reset functions, are of much shorter duration than the least significant bit of the timer. Outputs from the four decade counters are passed to latches which store and hold the count between pulses from the pick-up transducer.

Operation of the timer is as follows. A negative-going pulse from the pick-up transducer circuit triggers the monostable comprising inverters 4 and 5 and their peripheral components. Clock pulses are fed via each NAND gate to the D inputs of the four quad latches, where they are transferred to their Q outputs and subsequently "frozen." Inverter 1 clocks flip-flop "A" which resets the divide-by-four counter, decade counters 1 and 2 and flip-flop "B".

Further processing results in the divide-by-four and decade counters 1 and 2 being reset and made ready to start counting again. Flip-flop "B" also becomes free to respond to its first clock pulse from the output of decade counter

2. Flip-flop "B" is included so that the first 100 pulses to the input of decade counter 2 may be ignored. Not until the D output of decade counter 2 goes low (after exactly 100 pulses to the input of decade counter 1) does the Q output of flip-flop "B" go low, releasing the reset inputs to decade counters 3 and 4. Maintaining the Q output of flip-flop "B" in a low state during the first 100 pulses ensures that further pulses from the pick-up transducer are locked out, for reasons which will be explained later in the description of the period to-voltage-converter.

As the divide-by-four counter is reset for the duration of one clock pulse, it is arranged that the interconnections between the two flip-flop sections of the divide-by-four counter, and the first decade counter are such that only a further three clock pulses are needed before the first decade counter is clocked. For this reason the Q output of the second half of the divide-by-four counter is used to clock the input of decade counter 1.

The clock and enable inputs of the decade counters are interchangeable as clock inputs. With the "en" input high the counter advances one count for a positive-going transition of its "ck" input. Conversely, when the "ck" input is low, the decade counter advances one count for a negative-going transition of its "en" input.

**Period to voltage converter**

Fig. 2 shows the circuit diagram of this section of the speedometer. The sixteen outputs from the four quad latches each connect to the base of an inverted n-p-n transistor through a 12k-resistor. A "low" state at the Q output of any of the latches causes the appropriate transistor to conduct, switching its emitter resistor to the 0 volt line. Each transistor is used in the inverted mode in order to take advantage of the

much reduced  $V_{ce}$  (<2mV) which results from this approach. The value of each of these resistors is arranged to be inversely proportional to the value of the appropriate Q output from the latches. The total value of each resistance switched to 0V is given by  $600k\Omega/N$ , where N is the decimal value of the output from the timer. The output voltage,  $V_o$ , of the potential divider formed by  $R_1$ ,  $R_2$ ,  $R_3$  and the switched value is given by  $V_o = 12R/(R_1 + R)$ , where  $R = R_2/R_3/600k\Omega/N = 15k\Omega/15k\Omega/600k\Omega/N$ .

Evaluated, R becomes  $4.5 \times 10^9/(7500N + 6 \times 10^5)$  and  $V_o$  becomes

$$V_o = 12 \frac{(4.5 \times 10^9 / (7500N + 6 \times 10^5))}{3 \times 10^4 + (4.5 \times 10^9 / (7500N + 6 \times 10^5))} = 12 \frac{(20)}{(N + 100)}$$

The actual count value of the timer, N is always 100 counts short of the true value, M. Thus  $N = M - 100$ , and substituting for N in the above equation gives  $V_o = 12.20/M$ . M is directly proportional to the period between pulses, T, and therefore  $V_o$  is inversely proportional to T and directly proportional to frequency, F.

In practice, the value of N cannot be less than zero and therefore  $V_o$  has a maximum value of  $V_o = 12.20/100 = 2.4V$ . The gain of the first stage op.amp. is adjusted to be exactly 0.833 so that the maximum signal output corresponding to full scale deflection (f.s.d.) for the speedometer, is 2V.

It is convenient for the maximum f.s.d. of 2V to be equivalent to a speed of, say, 100m.p.h. The speed of 100m.p.h. results from a period between pulses related to a timer count of 100 ( $N = 0000$ ). The maximum number of counts that the timer will run to is 9000 ( $M = 9100$ ) since, when the fourth decade counter reaches a value of 9 (A and D outputs high) the "en" input of the

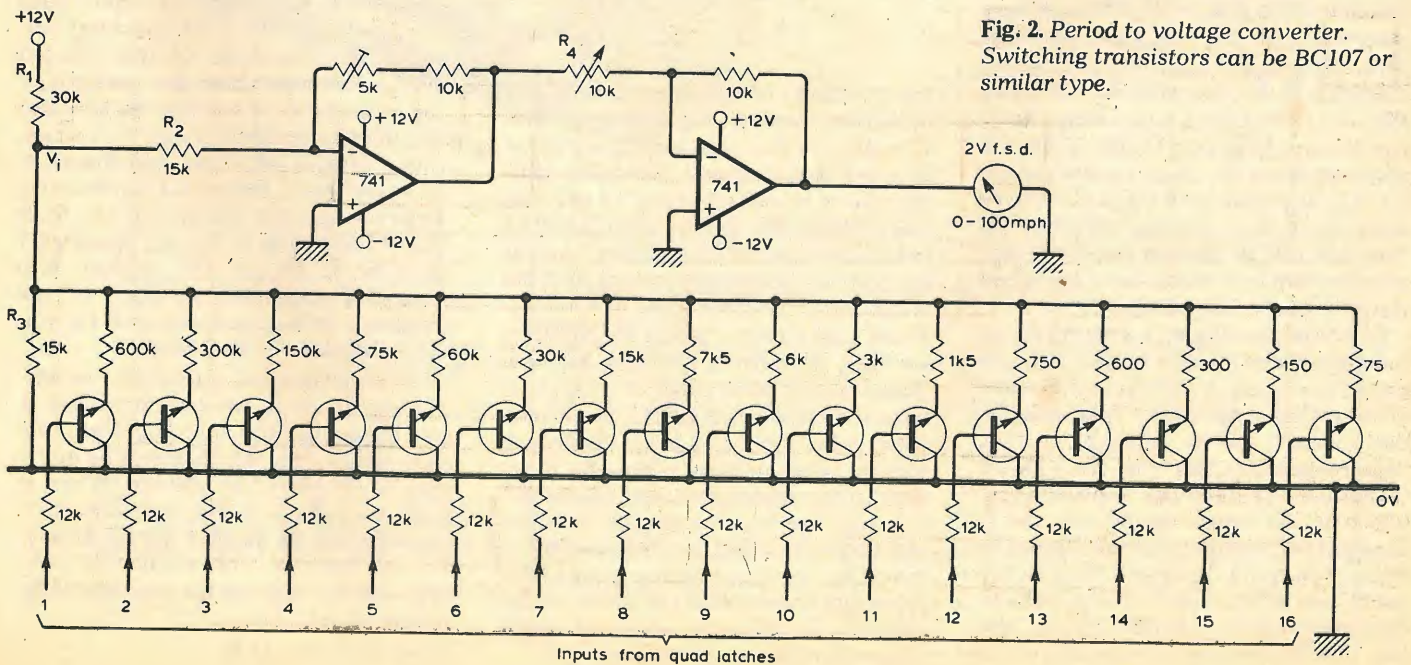


Fig. 2. Period to voltage converter. Switching transistors can be BC107 or similar type.

Inputs from quad latches

first decade counter becomes low (output of NAND 4 becomes low) inhibiting the counter, and hence the timer, from advancing further. The minimum speed that may be indicated by the speedometer is therefore related to a count of 9100 and is equal to 1.099m.p.h.

Because the analogue voltage output of speed is inversely proportional to an integer value of time that increases or decreases with a minimum step of 1, the speedometer will have a finite resolution. However, as the minimum value of the integer is 100 and the step value is 1, the resolution is never worse than 1% of f.s.d. The actual f.s.d. of the speedometer may be adjusted to any value greater than 1.1m.p.h. and less than 100m.p.h. For this purpose, the second op.amp. stage in Fig. 2 has been included. The value of the variable resistor is directly proportional to the f.s.d. of the speedometer. By making R4 a ten-turn variable resistor with a ten-turn indicator, any convenient f.s.d. may be 'dialled in'. Regardless of the f.s.d. selected, the resolution of the output signal is never worse than 1% of the total deflection.

### Oscillator

The circuit of the clock oscillator is shown in Fig. 3. The frequency that the clock oscillator must run at is determined by the diameter of the vehicle's road-wheel and the required maximum f.s.d. of the speedometer. For a wheel circumference of  $\pi D$  (where  $D$  is the diameter of the wheel in inches), the frequency of the pulses generated at an f.s.d. of 100m.p.h. (for one pulse per wheel revolution) will be  $100(88/60)$  ( $12/\pi D$ ) per second. For 100 pulses to be counted by the timer, the frequency of the oscillator must be  $(4 \times 100)$  times this value. i.e. Oscillator frequency =  $400 \times 100 \times (88/60)$  ( $12/\pi D$ ) =  $704,000/\pi D$ . Thus the period of the oscillator (T) equals  $\pi D/704,000$ . For the oscillator of Fig. 3, this period is given by  $0.693 C/(R_1 + 2R_2)$ . Therefore  $\pi D/704,000 = 0.693 C/(R_1 + 2R_2)$ . This is very convenient for  $(R_1 + 2R_2)$  can be made directly proportional to the wheel diameter,  $D$ . By choosing  $R_1 = 2k\Omega$  and  $R_2 = 1k\Omega + 10k\Omega$  var. a useful range for  $D$  can be made from 10in to 60in. From the above equation, the value for the capacitor, " $C_0$ " works out at 16.1nF which can be made up of from selected capacitors of 15nF and 1nF. By making the  $10k\Omega$  resistor a ten-turn type, the value of the wheel diameter can be easily dialled in.

Before proceeding to a description of the circuit and design of the pick-up transducer there is one further feature of the digital timer circuit that must be mentioned. It will be remembered that negative-going pulses from the pick-up transducer trigger the monostable, which in turn causes the data on the D inputs of the latches to be transferred to their Q outputs, provided that other conditions are correct. If the vehicle decelerates quickly, it may be that the last time interval to be transferred to

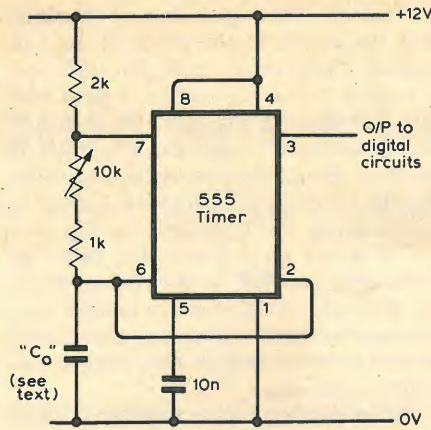


Fig. 3. Clock oscillator circuit.

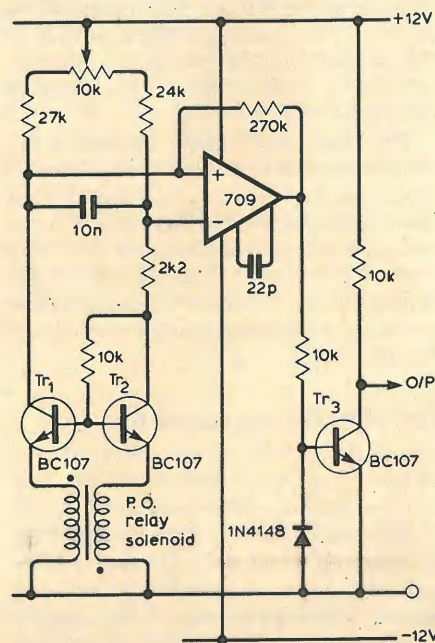


Fig. 4. Detector circuit.  $Tr_1$  and  $Tr_2$  collector voltages are "balanced" by the  $10k$  potentiometer in the 12V line.

the Q outputs of the latches is not the minimum speed measurable (i.e. 1.1m.p.h.). In that case, the higher value of speed would remain indicated until the vehicle moved off again. To get over this problem, the output from NAND 4 (which disables decade counter 1 and at the end of an equivalent count of 9100) is also fed to the other input of NAND 2. When either of the inputs to NAND 2 are low, its output will also be low. Thus, information from the latch D inputs is transferred to the Q outputs when either a pulse is produced by the pick-up transducer or when the timer runs to its maximum count. However, although the transducer pick-up pulse also resets the timer, it is not reset upon reaching its maximum count. This procedure ensures that the speedometer indicates its minimum value of speed when the vehicle is stationary.

### Transducer and detector circuit

Fig. 4 shows the circuit of the pick-up detector. A standard G.P.O. relay, with two  $1k\Omega$  (d.c.) windings, is used as the pick-up sensor,  $Tr_2$  is self-biased by the  $10k\Omega$  resistor connected between its collector and base terminals. At the same time, this resistor provides the bias voltage for the base of  $Tr_1$ . Provided that the two transistors are fairly well matched, and the impedances of the solenoid windings in their emitter lines are the same, similar collector currents will flow through both transistors. The  $10k\Omega$  balance potentiometer is adjusted so that the collector voltage of both is the same at a value of about 1V. The potential on the positive terminal of the 709 op.amp. is thus 1V, and that on the negative terminal about 1.8V. The relay solenoid windings are connected into the emitter lines of the two transistors in such a way that the direction of the windings oppose. Thus when a negative voltage is induced in one, a positive voltage is induced in the other.

Voltages are induced in the windings by the passage of a small magnet producing a magnetic field perpendicular to the face of the solenoid. Ideally the magnet, attached to the axle or wheel of the vehicle, is orientated in such a way that a positive voltage is induced in the winding of  $Tr_1$  as the magnet approaches the solenoid, and a negative voltage induced as it moves away. Because of the  $10k\Omega$  feedback resistor around  $Tr_2$  its base voltage will follow its emitter voltage. Thus, as  $Tr_1$ 's emitter goes positive, its base goes negative, resulting in a positive-going voltage on its collector. Because the collector resistor of  $Tr_1$  is some 30 times greater than its emitter impedance, the small induced voltage on its emitter is greatly amplified at its collector.  $Tr_2$  has only unity voltage gain by virtue of the  $10k\Omega$  feedback resistor. Thus as the inverting input of the op.amp. goes negative by an amount equal to the small induced voltage, its non-inverting input goes positive by an increased (induced) voltage. The magnitude of the induced voltage depends upon the strength of the magnetic field cutting the solenoid and the rate at which it cuts it. A small, round magnet of about  $\frac{3}{4}$ in diameter and  $\frac{1}{2}$ in thick, induced a sufficiently large voltage at a distance of 1in from the solenoid and a cutting speed of 1 foot/sec to trigger the op.amp. into changing state. The strength of the magnet's field at a distance of 1in was later measured as 20 Gauss.


As we have seen, a positive voltage induced in  $Tr_1$ 's winding produces a positive-going pulse at its collector. The magnitude of the pulse cannot be more than the positive rail voltage. When a negative voltage is induced into  $Tr_1$ 's winding (as the magnet moves away),  $Tr_1$  will 'bottom' with a collector voltage only a little less than its normally biased value of 1V.

Continued on page 86

# Now, the complete MK 14 micro-computer system from Science of Cambridge

**VDU MODULE. £33.75**  
**(£26.85 without character generator) inc. p & p.**

Display up to 1/2K memory (32 lines x 16 chars, with character generator; or 4096 spot positions in graphics mode) on UHF domestic TV. Eurocard-sized module includes UHF modulator, runs on single 5 V supply. Complete ascii upper-case character set can be mixed with graphics.




**CASSETTE INTERFACE MODULE. £7.25, inc. p & p.**

Store and retrieve programs on any cassette recorder. Use for serial transmission down single line at up to 110 baud (teletype speed), e.g. over telephone line, and to communicate between two or more MK 14s.



**POWER SUPPLY. £6.10 inc. p & p.**  
 Delivers 8 V at 600 mA from 220/240 V mains – sufficient to drive all modules shown here simultaneously. Sealed plastic case, BS-approved.




**MK 14 MICROCOMPUTER KIT**  
**£46.55 inc. p & p.**  
 Widely-reviewed microcomputer kit with hexadecimal keyboard, display, 8 x 512-byte PROM, 256-byte RAM, and optional 16-lines I/O plus further 128 bytes of RAM.

Supplied with free manual to cover operations of all types – from games to basic maths to electronics design. Manual contains programs plus instructions for creating valuable personal programs. Also a superb education and training aid – an ideal introduction to computer technology. Designed for fast, easy assembly; supplied with step-by-step instructions.



**PROM PROGRAMMER. £11.85 inc. p & p.**  
 Use to transfer your own program developed and debugged on the MK 14 RAM to PROM (74S571) to replace SCI0S monitor for special applications, e.g. model railway control. Software allows editing and verifying.



To order, complete coupon and post to Science of Cambridge  
 Return as received within 14 days for full money refund if not completely satisfied.

## Science of Cambridge Ltd

6 Kings Parade, Cambridge, CAMBS., CB2 1SN.  
 Tel: 0223 311488.

**To: Science of Cambridge Ltd, 6 Kings Parade, Cambridge, Cambs., CB2 1SN.**

Please send me:

<input type="checkbox"/> MK 14 standard kit @ £46.55.	<input type="checkbox"/> Cassette interface module @ £7.25.
<input type="checkbox"/> Extra RAM @ £4.14 per pair.	<input type="checkbox"/> PROM programmer @ £11.85.
<input type="checkbox"/> RAM I/O device @ £8.97.	<input type="checkbox"/> Power supply @ £6.10.
<input type="checkbox"/> VDU module including character generator @ £33.75.	<input type="checkbox"/> Full technical details of the MK 14 System, with order form.
<input type="checkbox"/> VDU module without character generator @ £26.85.	All prices include p and p.

I enclose cheque/MO/PO for £ \_\_\_\_\_ (total).

Name \_\_\_\_\_

Address (please print) \_\_\_\_\_



# We bring you more mobility

When portability is part of an oscilloscope's specification, Telequipment know exactly what you mean. Battery operated? — of course! Our three portables run for up to four hours on their rechargeable cells as well as external power if it's around. Light weight? — you bet! None of ours weigh more than around 12 pounds. High performance? — equal to most instruments a good deal bigger in the 5MHz to 15MHz range. And what about triggering features, sweep speeds and simplicity of operation? Find out exactly what we mean by portable, ask for our brochure.

**TELEQUIPMENT** 

Tektronix UK Ltd., PO Box 69, Coldharbour Lane, Harpenden, Herts. AL5 4UP.  
Tel: Harpenden 63141.

WW — 071 FOR FURTHER DETAILS



## "GOOD, CLEAN FUN"

After reading your September editorial on c.b. radio I wonder if it is to be future policy of *Wireless World* to provide free publicity for any other type of illegal activity, provided only of course that its supporters claim their number are such as to render legalisation imperative.

I would be happy to provide details of several groups of people at present operating outside of the law who would welcome the support of a long established periodical in order to have their activities legalised. Each of these groups, I am sure, would claim equal ability at least with the c.b. pirates, to meet the qualificatory standards apparently acceptable to *Wireless World*.

I am not particularly opposed to c.b. I am opposed however to modification of law by blatant disregard for it. Presumably it should not be too difficult in the near future to secure abolition, for instance, of the driving test, assuming a handful of people can obtain sufficient publicity for their "freedom of the road" philosophy. There is no difference of principle; it is merely a question of degree. Good clean, fun, in fact!

Your (unintended, I am sure) equation of c.b. with some of the current tv programmes may well be apt. But your contention that many megahertz of airspace are occupied by trash, as you call it, as justification for an extension of the situation, is surely as specious as your statement that an argument based on the necessity to legalize the activities of lawbreakers "does carry a certain force."

If your editorial is a representative sample of the calibre of the arguments being advanced in support of c.b., I find "the Home Office's blank and uncomprehending disapproval" not in the least surprising.

J. D. Pearson G3KOC  
New Holland,  
South Humberside.

## RELATIVITY AND TIME SIGNALS

The letter of mine on this topic in the September issue was written quickly on holiday and withdrawn from publication equally quickly when I returned to my textbooks. because it contains an elementary error. However, because Murphy's Law intervened and it was published anyway\* I feel bound to try again.

First, let me say that the relativistic part of the frequency (or time) correction for a moving square, unlike the classical Doppler part, of course, contains no angular term and is therefore independent of the direction of the source's motion relative to any observer.

Unfortunately for Dr Essen's critics this correction must be applied symmetrically to the observations of all observers in order to preserve the strict equivalence of their measurements of the velocity of light,  $c$ . To illustrate this, I will borrow Prof Fremlin's example (Letters, April 1979) of a "Traveller" between Earth and Sirius (12 light years away) at a velocity  $v = 0.9999905 c$  relative to Earth. His discussion of this example is correct up to the end of the paragraph containing the reference to the footnote. However, in the footnote, distance in the moving universe seen by Traveller is

\* Apologies to Dr Morris and to readers for this mistake — Ed.



given as  $12 \times 0.0044$  light-years, whereas light-years are invariant under the Lorentz transformation. (This is so because the light-year is a statement of the velocity of light, as distance per year.) If Traveller really saw his own clock showing only 19 days for the journey to Sirius he would know that something was very wrong without having to look out of the window at the foreshortened universe. All his velocity measurements inside his, to him, apparently normal-length space-ship would be wrong, including the local value of  $c$ . It would take him 0.0044 of the usual time to boil a kettle or walk the length of the cabin, for example.

His clock appears slowed by this factor only to observers at rest relative to the Earth, so that the velocity of light can remain correct as measured inside his (to them) foreshortened space-ship:  $c = (d \times 0.0044) / (t \times 0.0044)$ , where  $d$  and  $t$  are corresponding distance and time intervals in rest co-ordinates. Similarly, when he looks out at the shrunken universe he will conclude that the clocks out there are slow by the appropriate factor to preserve the value of  $c$  in moving co-ordinates. His own clock will be running suitably to give the same numerical value of  $c$  inside the vessel and in co-ordinates fixed relative to it, and moreover, giving a journey time of 12 years 1 hour each way!

It is not too hard for us to accept that Traveller's volume, and even, superficially, his absolute temperature only appear to be reduced by the factor  $\sqrt{1 - v^2/c^2}$  during his journey and no-one would contend that his reading of our apparent ambient temperature of about 1.3 K represented any kind of reality for us. If it did, we would certainly not get much older. The difficulty lies in the time-dimension effect, which to our intuition is not so easily reversible as are steady-state parameters like length and temperature; when ticks, heartbeats, atomic vibrations and decay events of elementary particles have been lost, they cannot be so readily restored. (The relativistic effect on apparent temperature is in fact a consequence of the apparent time dilation, and so similarly represents "missing" vibrations.)

Relativistic corrections for apparent mass, length and time scales of high-energy elementary particles are certainly in everyday use in many fields: in conjunction with Maxwell's equations they "work" to the ultimate limits of measurement. However, this only proves the internal self-consistency of a scheme which was, after all, devised in its numerical form by Lorentz for the very purpose of saving Maxwell's equations from the consequences of an undetectable "ether".

The unexplained "missing ticks" effect, as pointed out by Dr Essen (October 1978 issue), is clearly intrinsic to the Special Theory of Relativity. This fact is at variance with our notions of the nature of "events" and their countability.

W. T. Morris  
Teddington  
Middlesex

## DISPLACEMENT CURRENT

Professor Bell's article "No radio without displacement current" in the August issue raises so many issues it is difficult to know where to start. Rather than deal with the details, I will start with a consideration of the purpose of the article. The title of the article makes this clear; it is an attempt to defend Maxwell's theory against recent criticisms with particular reference to displacement current.

I understand that Aristotelians believed that a force was necessary to keep bodies in motion and that, in the absence of this force, the motion would cease. This theory led them into certain difficulties. For instance a spear, once thrown, appeared to continue to move without a force being present. The philosophers rose to this challenge magnificently with a theory that air, displaced from ahead of the spear, rushed to the rear and generated the requisite force — the theory was saved. Unfortunately they missed the simple point first noted by Newton, that it is in the nature of a moving body to continue to move.

In the same way I fear that Maxwell invented a complex explanation for a very simple phenomenon, ie that electromagnetic radiation, or energy current, moves at the speed of light — and that's all, because that is what energy current does. No mechanism invoking  $E$  producing  $H$  and  $H$ , in return, producing  $E$  is required. As for the details of Bell's article — they do not stand up well to close examination.

In the first place, it is unwarranted to suggest, as Bell does, that since Maxwell introduces the idea of displacement current early in his treatise (the correct title, incidentally, is "A treatise on electricity and magnetism" and Bell appears to be referring to the third edition first published in 1891), this is a proof that he thought of it in connection with simple phenomena. This is just too simplistic; the way Maxwell presents his ideas cannot be taken as a guide to how he thought of them. Much has been written and many papers have been published on the genesis of Maxwell's thought and it is inadmissible for Bell to treat the subject in this superficial way. I would be happy to provide a list of references (about 20) to anyone who would like to study the development of Maxwell's thinking in detail. I suggest Joan Bromberg's paper<sup>1</sup> as a good start to the subject.

There are many errors of detail in the article. Perhaps I could draw attention in particular to the statement that "Maxwell... was at home with vectors." Vector algebra was not invented in Maxwell's time and he never used it. He made some use of Quaternionic formulation of his equations but was not consistent in its use — Maxwell, in fact, never formulated his theory in terms of four equations — this was left to Heaviside who also introduced vector calculus more or less as we know it.

The rest of Professor Bell's article can be found in any elementary textbook on electromagnetic theory; its testament, however, does nothing to establish that theory which is in the process of being replaced by a simpler formulation.

D. S. Walton  
CAM Consultants  
St Albans  
Herts

#### Reference

1. Bromberg, J. "Maxwell's Electrostatics," *American Journal of Physics*, 36, 145-151 (1968).

#### The author replies:

First, Dr Walton's reference to Aristotelian philosophers is a red herring. I mentioned early speculation about the planets because Newton's theory of gravitation was based on the hypothesis that the same force accounted for objects "falling" to earth (the notorious apple!) and for planets describing closed orbits about the sun. It then involves the conceptual difficulty of action at a distance, unless one prefers to postulate fields of force. Incidentally Newton was not the first to suggest that a body in motion would so continue if undisturbed. Hobbes in his book "The Leviathan" mentions that it was a subject of discussion whether this be so or not, and himself unhesitatingly chose Newton's answer. Newton's achievement was to formulate the precise law and "prove" it by incorporating it in his complete system of mechanics which was supported by experimental evidence.

In considering the proposed alternative to Maxwell's theory of electromagnetic waves, there are two questions. First, what is an "energy current"? "Current" usually means flow of something; and "energy" seems to me entirely abstract unless qualified by some adjective such as kinetic, electrostatic etc. So what flows? Second, is there a relation, and if so why, between this "energy current" and the observable electric and magnetic effects? For example, the creation of a spark in air by a focused laser beam is consistent with the electromagnetic theory of light.

As regards the chronology of Maxwell's different uses of displacement current, the main point is that he did find use for it other than in the derivation of a wave equation. Others have since found its use in "electrostatics" convenient or even essential. (See footnote to article.) It may be that the logical train of development which I suggested is a *post hoc* rationalisation, but one cannot prove whether or not this was how Maxwell saw it.

The article by Joan Bromberg is entitled "Maxwell's Electrostatics" and details Maxwell's difficulties in arriving at a satisfactory formulation of 'displacement' in electrostatics, based largely on the concept of polarisation. So it is in agreement with the point which I was making: Maxwell regarded 'displacement' as an essential part of the description of electrical phenomena, not just as a device to facilitate the formulation of a wave equation.

Of course most of the content of my article in the August issue is to be found in standard text books. It was written on the supposition that there are many readers of *Wireless World* who have not studied a text book on electromagnetism.

D. A. Bell

## WHAT IS AN ELECTRON?

For the past decade or more I have been saying that mechanical force is that component of electromagnetism which is radiation pressure. Since Professor Jennison (June issue) appears to agree with that concept, at least insofar as the internal forces of a system are concerned, might I be allowed to point out certain errors in the basis of his argument which arise out of the concept itself?

First let me say that I agree to the possibility of the 'phase locked cavity' idea of an electron. It is the basis of the mathematics which is questionable.

Clearly, from his argument, the alteration of motion and kinetic energy of the electron is related to the laboratory in which the experiment is conducted. Within the context we must ask the question - what is kinetic energy? Part of the mathematics is based upon the answer.

Since force is radiation pressure then the source of the radiation is undoubtedly related to the laboratory; the radiation has some specific velocity. Let us consider the Newtonian case; here the maximum velocity is infinite and the effect of the force (the origin of which is with the laboratory) will diminish linearly as  $F/v$ , where  $v$  is the velocity relative to the laboratory. This is a first order Doppler effect and quite readily understandable.

To cause a change of momentum from 0 to  $v$  the force will need to be applied to the mass over some distance  $L$ . We therefore have

$$F \cdot L/2v \quad (1)$$

to cause a change of motion

$$M \cdot v \quad (2)$$

thus

$$F \cdot L/2v = M \cdot v$$

or

$$E = \frac{1}{2} M \cdot v^2 \quad (3)$$

Any explanation which purports to describe inertia in terms of radiation pressure, and at the same time ignores this fact, must surely be ill founded. Where the radiation travels at the velocity  $c$  then, due to Doppler, the maximum velocity possible is  $c$  and the second order term appears in the form of the Lorentz transform.

In either the Newtonian case or the relativistic case, we may be sure that the energy equations depend upon factors that are external to the mass under consideration. The mass increase hypothesis is therefore no longer tenable; special relativity thus fails.

My second objection to the Professor's argument is of a more practical nature. It is known from experience with communication that e.m. waves do not interfere each with the other in empty space. How then is it suddenly possible for those same waves, in a particular configuration, to be affected by similar waves external to that configuration?

We may be quite certain that even though the electron might be a 'phase locked cavity' the boundaries of the cavity comprise material particles.

Alex Jones  
Paimpol  
France

#### The author replies:

I can understand Mr Alex Jones being worried that I had apparently forgotten about kinetic energy related to the laboratory. It is quite impossible to cram all the analyses from many scientific papers into one article

in *Wireless World*. I can reassure him that, in *J. Phys. A*, 11, 1525-1533, I treated the electron as a phase-locked cavity and rigorously derived the correct relativistic kinetic energy and momentum for the electron scattered in the Compton effect - the first classical explanation of this phenomenon. Contrary to Mr Jones's statement, the result is perfectly consistent with the relativistic increase of mass and there is no question of the failure of special relativity. Mr Jones then wonders how it is that waves which normally propagate without a "photon-photon" interaction in free space should have different properties when locked in a particular configuration. All that I can say to this is "Why not?". The travelling waves have no inertial mass but the treatment shows that standing waves acquire this property and thereby become tangible entities.

Mr Jones's final conclusion "we may be quite certain that even though the electron may be a phase-locked cavity the boundaries of the cavity comprise material particles" does not stand up to a full analysis of the energy distribution of an electron. All that is required is for the wave system to loop on itself under particular circumstances at this particular wavelength. I wonder also of what substance these 'particles' are to be made? It is possible to derive the relationships for inertial force and mass without mentioning the boundaries. Consider a centrally noded  $\lambda/2$  standing wave system, of energy  $E$ , in which the node is moved to the right. The force from the right is, very closely,

$$F_R = \frac{E/2}{\lambda/4} (1 + v/c)$$

and that from the left is

$$F_L = \frac{E/2}{\lambda/4} (1 - v/c) + \delta F$$

where  $\delta F$  is the impressed motive force. The system is in kinematic equilibrium and therefore  $F_R = F_L$ , hence

$$\delta F = 2E/\lambda [(1 + v/c) - (1 - v/c)] = 4Ev/\lambda c$$

but  $\lambda/2 = c\delta t$  where  $\delta t$  is the feedback time and, from Galileo, the acceleration is  $a = 2v/\delta t = 4vc/\lambda$

Therefore the impressed motive force

$$\delta F = \frac{E}{c^2} a$$

whence we obtain at the same time

$$E = mc^2 \text{ and } \delta F = ma.$$

R. C. Jennison

## THE MILLIBEL

Mr P. Marks's call in a recent letter (June issue) for recognition of the millibel was very special, pleading indeed. This tiny unit is unlikely to find application outside the laboratory, or even inside most such places.

In my current work in acoustics, the uncertainty of accuracy of a precision grade sound level meter will probably exceed  $\pm 0.5$  dB (i.e.  $\pm 50$  mB at a calibration level around 10,000 mBp). The overall uncertainty of measurement will far exceed this value, as meter readings fluctuate widely for small changes of reading position other than in free field conditions. Even if the last-mentioned conditions can be established in anechoic chambers, the angular variation of sound radiation is likely to be at least of the dB order for most practical sources. Lastly, it might be thought that in audiometric work such as hearing assessment greater accuracy would be needed. But it is well-known that

1dB is about the smallest sound level change that most people can detect. From past experience, I believe that similar arguments could be advanced in the radio and line transmission fields.

As a ratio, a variation of power level of 1dB is equivalent to a 26% change, while 1mB corresponds to 0.23%. In percentage terms the first value seems large, while the latter is by no means negligible. But in the fields where such changes are significant they are not expressed logarithmically, at least at present.

But perhaps in Mr Marks's home he switches on a second bar of his electric fire to obtain a 300mB increase of heat output. I suppose that even a 5 millibel (le) increase in the warmth of my personality would make me more attractive. Nevertheless, it would be interesting to know the fields in which Mr Marks sees an application for his tiny protégé, the millibel.

Anne King  
London W4

---

## UNIONS AND ELECTRONICS

Unlike a recent contributor to the letter columns (July issue, p. 76), I was pleased to read a contribution by Ken Gill from AUEW-TASS on the role of the specialist in microelectronics. While I support his concern with the need to use new technology such as microelectronics to provide a higher quality of life, less boring work etc., I feel he has a rather simplistic view of technology itself. A good technology is viewed by him as being productive; a bad technology, in its applications at least, would be a weapons system. But in real life the technology we use is a great deal more subtle both in its form and its effects.

Furthermore these effects, the potentially progressive social consequences and the damaging side-effects, do not just simply appear alongside one another without a great deal of assistance from us, the engineers. Economic and political factors have their part to play too. For example a microprocessor has to be engineered to function in a guided weapons system by someone; similarly the functions of a word processor are defined prior to its fabrication. A word processor system can be built to displace largely female typing labour with a few less skilled keyboard pushers who have even less interest in or control over their work. But it should be feasible to design a microprocessor based office system which, while relieving both typists and managers of boring work, at the same time creates a new division of labour in which office workers could participate more fully in the organisation of their work, instead of being pure paper or button pushers.

Ken Gill uses the analogy that technology must be our slave and not the master, but while the master can determine what sort of slave he or she will employ, in turn the actions of that slave (in this case microelectronics) play a part in shaping the life of the master.

As engineers in our unions and professional institutions we should discuss what sort of technology we wish to design and use, and how to use it, in an effort to solve Britain's continual crisis. Much depends on our ability to organise society in a more rational manner to eliminate unemployment, pollution etc. Microelectronics could assist in the creation

of a new society. This cannot happen overnight, but where I am now, in Mozambique, engineers and technicians are beginning to participate in creating a society which is a significant improvement on the old one.

Alan Taylor  
Maputo  
People's Republic of Mozambique

---

## CITIZENS' BAND SYSTEM

The letter from Mr Bryant in the October issue discusses alternatives to the citizens' band communication system proposed in my article (August issue, p.61). Mr Bryant is kind enough to admit the proposal as a useful addition to the facilities which the Citizens' Band Association wish to be legalised in this country. Whilst it would be possible to debate the relative merits of the many alternatives, I suspect that it would be pointless, because that which seems best is a matter of opinion and perspective. Try to convince a motor-cycle enthusiast that his beloved machine is impractical just because it will not carry a family of four. Similarly, users of radio and enthusiasts have different aspects of the potential of the medium as their main interests.

As it is unlikely, if not undesirable, that all of the alternatives will be legalised, the problem is one of choice. It is my concern that the system chosen should be of greatest benefit to the greatest number of people. Conventional c.b. is known, understood and attracts a following of enthusiasts who lobby for its legalisation. The system which I proposed is not widely known and understood and therefore demanded by those it would benefit, and in my opinion such a system would be of most benefit to the non-enthusiast. I have in mind the person whose interests are occupied on other matters and has no desire to make a hobby of talking to complete strangers by radio. Most such people need to get messages to other people and the more quickly and efficiently it can be done the better. My proposal is simply to let the technology do all the work of tracking down the person, delivering the message, and confirming that it has been delivered. Because the system does all the work it is unlikely to have much appeal for the enthusiast.

Howard T. Tillotson  
University of Birmingham

---

## WHAT'S WRONG WITH TELETEXT

The analysis in your columns of the failure of teletext to 'take off' seems to ignore the fact that the system, as at present implemented, has very limited usefulness (July issue p. 61, August issue p. 33). The tv transmitted versions (Ceefax and Oracle) have bit rates which are far too slow for the transmission of large bodies of randomly accessible information. While this could be alleviated to some extent by the inclusion of more memory in the decoders, it seems to me to be a pretty fundamental limitation. Indeed, I suspect that broadcast teletext will eventually be relegated to providing optional programme inserts such as subtitles for the deaf and for language minorities, and news flashes.

The Post Office's Prestel viewdata system, with its almost infinite information capacity, is a much more practical and useful system and when it finally becomes generally avail-

able, sales of teletext/viewdata sets should begin to 'take-off'. Unfortunately it seems that the decoder manufacturers are running up against Post Office monopolism with lengthy bureaucratic procedures necessary to gain approval for equipment to be connected to the telephone system.

This is primarily a political problem, and the view that the P.O. monopoly and responsibility should end with the provision of a line to a point specified by the user and not include equipment connected to that line has great merit. It should not be beyond the technical resources of the P.O. to install devices to protect their equipment from that of the user. The relaxation of P.O. restrictive practices would also encourage the development of 'private sector' telephone-accessible data bases. How convenient it would be if one could call up Encyclopaedia Britannica and purchase directly the few kilo-bits one required instead of having to buy the complete giga-bit hard-copy package!

John Hind  
Belfast

With reference to the future of teletext, which is selling slowly because we are all waiting for the price to drop, what is required is a complementary "Telepix" system. Two of the other spare lines could be used to transmit full definition colour still pictures to go with the words.

I invite other readers to describe an electronic system capable of storing and then displaying a complete picture.

R. N. Soar  
Mexborough South Yorkshire

With reference to Mr Brewster's letter (September) on the need for a smaller teletext receiver may I refer him to the Pye Visa model? Although primarily intended as a desk-top viewdata terminal for the Post Office's Prestel service it does have full television and teletext facilities. It has a 9-inch monochrome c.r.t. The Pye Visa is currently in production here in Malmesbury.

L. Williams  
Pye TMC Limited  
Malmesbury Wilts

---

## MILITARY ELECTRONICS

Having read C. D. Johnson's letter in the August issue I feel that there is now hope that this brief account will be published.

During the years before the Second World War it was widely believed that the only way to have peace was to disarm. This folly was pursued by the peace-loving nations until the outbreak of war in 1939.

My generation in this country has never seen war, and thankfully never will, but most of us know it is bloody, it is ruthless — but most important — human beings die. Think of the fighter pilots or the rear gunners in World War II; young men who gave their lives for the sake of personal freedom, and gave them horribly. Churchill said in a wider sense "Never, in the field of human conflict has so much been owed by so many, to so few."

Have we the effrontery to say 'we in the West no longer need to be technically superior.' If man makes a third mistake it will most certainly be his last.

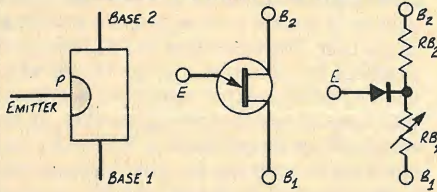
Peter Gregory  
Ashton-under-Lyne, Lancs.

Letters continued on p.84

# Unijunction astables

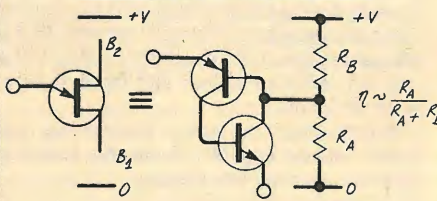
by Peter Williams, Ph.D., Paisley College of Technology

UNIJUNCTION - DEVICE AND MODEL



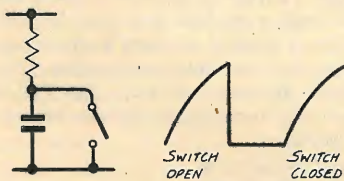
A device frequently used in simple pulse circuits such as for firing thyristors is the unijunction transistor. It is of interest here for its relationship with other oscillators such as those based on 555 type circuits and transistor complementary pairs. It consists of a conducting region between base 1 and base 2 generally through n-type material with an emitter junction of p-type material. The resistance base 1-base 2 with the emitter open-circuit is a few kilohms. Base 2 is taken to a positive potential and the n-type material adjacent to the emitter takes up an intermediate positive potential by virtue of the potential divider action of the resistances represented as  $R_{B1}$ ,  $R_{B2}$ . For emitter voltages below this level p-n junction is reverse biased, draws no current and has no effect on the conductivity in the base region. As soon as the diode is forward biased by making the emitter potential sufficiently positive, current carriers are injected into the base 1 region. This increases its conductivity i.e. reducing its resistance and reducing the proportion of the supply voltage dropped across it. This increases the current drawn through the emitter still further regenerative decreasing the resistance and the E-B<sub>1</sub> path becomes almost a short circuit.

UNIJUNCTION / COMPLEMENTARY PAIR



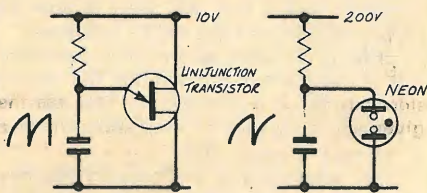
If the current source is removed then  $R_{B1}$  rises and the device is restored to its initial state. This characteristic exhibits negative slope resistance and is very similar to that obtainable with the complementary switch shown. This has been used in the past to model the behaviour of a thyristor in that it can be triggered into conduction by a positive voltage at the n-p-n base; provided current continues to flow through the p-n-p emitter this on-state is maintained. In this mode the n-p-n collector/p-n-p base junction is assumed to be open. By tying the junction, as here, to a potential divider across the supply the input emitter has no effect until that voltage is exceeded. Once that happens the transistors switch regeneratively into conduction, the collector of one driving the base of the other ever more strongly into saturation depending on the current limit imposed by the source connected to the input emitter. The ratio  $R_A / (R_A + R_B)$  corresponds to that of the intrinsic stand-off ratio of the unijunction transistor  $= R_{B1} / (R_{B1} + R_{B2})$ . The behaviour is not identical: there is no equivalent to terminal B<sub>2</sub>. On the other hand, the stand-off ratio is easily controlled and modulated externally. Nonetheless circuits using the unijunction transistor and the complementary pair are broadly similar.

EXPONENTIAL RAMP - DRIVEN



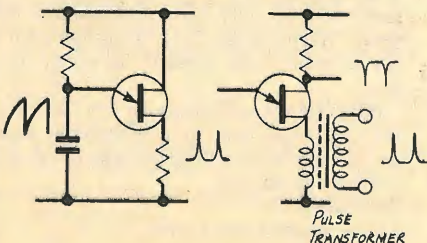
The configuration most usually met involves an RC charging circuit with the active device taking the place of the switch. As shown, the switch interrupts the charging cycle returning the voltage to zero until it is opened again. The function of sensing when the appropriate voltage (or time) has been reached is quite separate and in other circuits such as the 555 is performed via a separate pin on the package separately connected to the capacitor. Similarly sensing that the minimum voltage has been reached (or that sufficient time has elapsed) is a distinct requirement and can be performed via a third terminal (of the 555 circuit where pin 7 performs the switching action, pin 6 detects the upper level and pin 2 the lower level). In the unijunction transistor one terminal has to serve all three functions. Its behaviour has to change sharply from virtual open-circuit to short-circuit when an upper threshold voltage is exceeded and this has to reverse when the external circuitry is no longer able to supply sufficient current again. Thus the unijunction transistor cannot readily provide a driven function as above though external pulsing of base 2 is a possibility.

EXPONENTIAL RAMP - FREE-RUNNING



It is well-suited as a free-running generator for which it provides the simplest possible circuitry. The capacitor charges exponentially until the voltage at the emitter brings the p-n junction into conduction. The device is switched into its negative resistance region and rapidly discharges the capacitor. As the voltage falls to a value just above the diode on-voltage no further charge can be extracted from the capacitor and the current falls to a value limited by the charging resistor. This resistor is chosen to have a high enough value so that the current is insufficient to keep the device in its low resistance state and it rapidly switches back to its original condition. Input voltage is now too low to inhibit this, being far less than the stand-off voltage,  $V_s + 0.6V$ . The charging cycle recommences. The charging resistance cannot be made too great or the current available for initiating the switch-on action may not be sufficient. Resistance is typically tens or hundreds of kilohms. The unijunction transistor can be replaced by any other device exhibiting similar negative resistance characteristics and in the past neon lamps were used for just such a purpose. Certain pnpn diodes have similar switching characteristics.

UNIJUNCTION OSCILLATOR - ALT. OUTPUTS



Current is drawn from the capacitor in a short, sharp burst. It leaves the capacitor voltage as an exponential ramp followed by a very rapid discharge and this waveform, approximating as it does to a sawtooth, has been used as part of alarm systems, and simple musical instruments. For other applications the short duration current pulse is more useful, and it can be converted into a voltage by inserting a low resistance in the base 1 path. A compromise has to be struck between maximizing the pulse peak voltage and increasing the pulse width too greatly; both of which follow as the resistance is increased. The waveform is convenient for triggering other circuits, and in particular is used with thyristor power-control circuits. Where the thyristor has to be electrically isolated from the control circuits a pulse-transformer is inserted in the base 1 lead. This has the further advantage that the turns ratio can be adjusted to obtain the optimum pulse for the particular thyristor being driven. Pulse currents of up to 600mA are possible by this means. Antiphase pulse outputs can also be obtained; a resistance inserted in the base 2 lead will experience some current change since then the supply voltage is largely dropped across  $R_{B2}$ .

# Unijunction astables

## THEORY

● The upper threshold is set by the initial values of  $R_{B1}$ ,  $R_{B2}$  i.e. the device triggers when the emitter voltage reaches

$$\eta V_s + 0.6 \text{ where } \eta = \frac{R_{B1}}{R_{B1} + R_{B2}} \approx 0.63 \text{ for many devices.}$$

The lower threshold is close to zero, though is clearly  $>0.6V$  as below that level there is no injected current to keep  $R_{B1}$  in its low state.

● In the transistor circuit external resistors take the place of  $R_{B1}$ ,  $R_{B2}$  and the upper threshold is again

$$\eta V_s + 0.6 \text{ with } \eta = \frac{R_A}{R_A + R_B}$$

● If the switch is open from time  $t_1$  to  $t_2$ , where  $t = t_2 - t_1$ ,

$$t = \tau \log_e \left( \frac{V_s}{V_s - V_c} \right)$$

For  $t = \tau$  which is a conveniently memorable condition,

$$\frac{V_s}{V_s - V_c} = e$$

$$V_c = V_s \left( 1 - \frac{1}{e} \right)$$

$$V_c \approx 0.63V_s$$

● This suggests that one of the reasons for using  $\eta = 0.63$  in the design of unijunction transistors is to simplify calculation. The main reasons for making  $\eta$  of this order if that is much larger, the time at which triggering takes place is affected by small shifts in  $V_s$  or  $\eta$  while if too small the long periods would demand excessively large time-constants.

Discharge time is governed by the minimum value of  $R_{B1}$  together with any external resistor in the  $B_1$  lead. The combination is usually  $\ll R$  and the last can be ignored during the discharge.

The current pulse is narrow and it is useful to know its width. This obviously varies along the discharge path but it is convenient to estimate it at some fraction of the supply  $kV/s$ .

The discharge is assumed to be due to a linear resistor  $R$  comprising any external resistance together with the  $R_{B1}$  value during its low-resistance state.

$$t_2 - t_1 = \tau' \log_e \left( \frac{-\eta V_s}{-kV_s} \right) = \tau' \log_e (\eta/k)$$

Hence for  $t_2 - t_1 = \tau'$

$$\eta/k = e$$

Now  $\eta \approx (1 - 1/e)$  for many unijunction transistors

$$\therefore k = \eta/e = \frac{1}{e} - \frac{1}{e^2}$$

$$k \approx 0.23$$

i.e. the pulse width is around  $\tau' = RC$  when the pulse has fallen to  $1/e$  of its initial height, corresponding to about 23% of  $V_s$ .

## EXAMPLES

1. A complementary pair of transistors is used with a pair of equal resistors to simulate a unijunction transistor. Show that it will behave as a Schmitt trigger if the n-p-n emitter is grounded. Estimate the threshold voltages and indicate any problems. Assume the supply voltage to be 9V.

If the input voltage exceeds  $(V_s/2 + V_{BE}) \approx 5.1V$  then the n-p-n transistor begins to conduct. It drives the n-p-n device into conduction and low resistance paths develop between source and ground and between the resistor junction and ground. The last falls to  $\approx 0.2V$ , the first to  $\approx 0.9V$ , assuming  $V_{BE(sat)} \approx 0.7V$ ; and  $V_{CE(sat)} \approx 0.2V$ .

If either the source voltage falls below 0.9V or the current flow is severely limited by high source resistance, the n-p-n device comes out of saturation, the resistor junction rises and both devices switch off i.e. the thresholds are about 5.1V and 0.9V.

Series resistance is needed in one or both of the emitters to limit the current flow in the on-state.

2. The previous circuit is used with an RC timing circuit to obtain a pulse train in the n-p-n emitter of repetition frequency  $\sim 5kHz$  and with a charge transferred to the emitter load of  $>0.1$  micro coulombs per pulse. Choose suitable values of  $R$  and  $C$ . Charge in voltage across capacitor  $\approx 4.3V$

$$\Delta Q = C \Delta V$$

$$\therefore C = \frac{\Delta Q}{\Delta V} = \frac{0.1 \times 10^{-6}}{4.3} = 23.2nF$$

Nearest preferred value to ensure the specified minimum charge is 27nF.

Discharge time  $\rightarrow 0$ .

$$\text{Charging time } t_2 - t_1 = \tau \log_e \left( \frac{V_1}{V_2} \right)$$

$$\text{and } V_1 \approx (9 - 0.9)V$$

$$V_2 \approx (9 - 5.1)V$$

$$\text{But } f = \frac{1}{T} \approx \frac{1}{t_2 - t_1}$$

$$5.10^3 = \frac{1}{0.27 \cdot 10^{-9} \log_e \left( \frac{8.1}{3.9} \right)}$$

$$R = \frac{10^6}{135 \log_e \left( \frac{8.1}{3.9} \right)} \approx 10k\Omega$$

3. A unijunction transistor with  $R_{B1}$  2.1k $\Omega$  and  $R_{B2}$  1.6k $\Omega$  has the equivalent circuit as given in the text. These resistors have a temperature coefficient of  $+0.3\% K^{-1}$  while the p-n junction drifts by  $-2mVK^{-1}$ . An external low-drift resistor added in the  $B_2$  lead is found to compensate the frequency of oscillation when used with a 20V supply. Estimate its value.

Assume that  $R_{B1} + R_{B2} \gg R$  for simplicity

Then the voltage change across  $R$  is  $-3.45mVK^{-1}$  and must be due to a  $-0.3\%K^{-1}$  change in current.

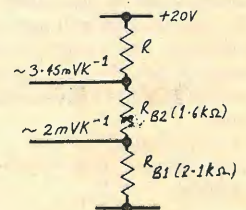
Thus the voltage across  $r$  is given by

$$\frac{0.3V_R}{100} = \frac{3.45}{1000}$$

$$\text{i.e. } V_R = \frac{345}{300} = 1.15V$$

This meets the above assumption leaving 18.85V across  $R_{B1} + R_{B2}$

$$\therefore R = \frac{1.15}{18.85} \cdot 3.8k \approx 232\Omega$$



## Letters continued

### CARFAX DELAY

At the recent IERE Land Mobile Radio conference at Lancaster University a BBC spokesman discussed their Carfax cellular mobile information service which is at present undergoing trials. The following points emerged:

1. Suitable receivers for Carfax should cost the public less than £10 each.
2. The cost of the system is under £3 million to install and about £600,000 p.a. to operate.
3. The quantifiable saving to the country (in fuel and man-hours) if Carfax were in use by the majority of motorists is thought to lie between £14 million and £60 million p.a.
4. Even if the trials are successful it will be five years before Carfax is introduced.

Such a delay seems disgraceful. Most developed countries already have dedicated traffic information systems — why should we always be ten years behind?

If the Government really cannot afford to invest £3 million to save the country an annual £14 million-plus perhaps the manufacturers of Carfax receivers could fund the system's installation. Five years' delay is intolerable.

James Bryant

President, Citizens Band Association  
Cheltenham, Glos.

### BROOKMANS PARK TRANSMITTERS

It was with some surprise that I recently heard of the dismantling of the Brookmans Park radio transmitters. It would seem that the BBC has no thought of the historic importance of this equipment, built in 1929 for the dual programme networks.

These transmitters formed the link between our statesmen and the populace during the last war and indeed for many crises before and since then. Who has not, at some time over the years, tuned into one or other of the BBC radio transmissions and given some passing thought to the miracle of wireless? Quite possibly they were listening to the output of one of these transmitters now quietly dismantled after fifty years of service.

A great shame, then, that the BBC should destroy its own heritage and, indeed, that of the nation. With such a history conscious country as ours, surely it is not beyond the wit of the BBC to see that a further source of income has been thrown away. With the vast range of abilities within the BBC, surely even an apparently dull engineering museum could have been made attractive at very little cost.

The BBC seems to have missed the boat, unless some of the other transmitters built for the scheme still survive elsewhere, unheralded, and await the scrap man's hammer? If they do then surely this early technology should be saved rather than be lost for ever.

G. H. L. Childs  
Felixstowe  
Suffolk

The BBC replies:

We are also sorry to see the passing of such reliable and well-known machines. A difficult decision has to be faced when the time comes for the replacement of old equipment, parti-

cularly that having significant historical associations. There are many of us who would like to see such things preserved for posterity but not many who are able to provide the required space and cost of upkeep. Much of the equipment used in high power broadcast transmissions is both large and heavy, and it has to be accepted that interest in them is limited to a comparatively small number of specialists. However, the situation is not quite so bleak as Mr Childs thinks.

Part of one transmitter (incorporating the low-power drive and modulator stages) has been presented to the manufacturers (Marconi) who, we understand, will preserve it, and other valves and components have been passed to the British Vintage Wireless Society. Furthermore, there are two similar transmitters, manufactured slightly later, at Moorside Edge and Washford which for the present continue to serve as standbys.

Geoffrey Sturge

Engineering Information Department  
BBC, London W1

### FAILURE OF DISTRESS SIGNALS AT SEA

I agree totally with Mr Wiseman's remarks in June letters about salt spray on aerial insulators at sea. There have been times in rough weather when I have been unable to operate properly on 500kHz due to salt on the aerial insulators — a nominally 1.8kW output transmitter only putting out a few watts and having difficulty in contacting a coast station only a hundred or so miles away.

This effect has been aggravated by the tendency of modern ship owners to fit high power transmitters but shorter and less efficient aeriels. A few years ago a ship would be fitted with a good T or inverted-L aerial, often extending the entire length of the ship and as high as the masts would allow. Nowadays we are lucky to have 80 feet of wire around the funnel. This is not very efficient on h.f., let alone on 500kHz. The larger aeriels did not suffer so much from insulator problems due to their higher radiation resistance and capacity. Cleaning insulators is only a temporary solution as an hour or so later in heavy weather the problem reappears. Even with new, clean insulators the effects are similar, if not quite so bad.

It is certainly high time someone had a close look into merchant marine aeriels and insulators and a means found whereby shipowners could be pressed to fit better aerial systems. As Mr Wiseman has stated, it is not normally possible to go outside in a force 9 or 10 gale and wash down the insulators with fresh water before a distress message can be sent!

R. Philpot  
Offenburg  
West Germany

### CAPACITANCE METER

With regard to the capacitance meter I described in the October issue, the error in the indicated value of the capacitance, due to measurement non-linearity, is basically not usually more than about 3%. However, on the 1000pF range, 20% errors have occurred with some HEF4049 i.c. samples, together with higher than normal sensitivity on this and

the 100pF range. This is caused by ringing after the square wave edges on the wires to the measuring terminals. The ringing is excited by the fast edges of the square wave produced by the i.c. and if the output impedance of the i.c. is low enough, the measured capacitor can charge and discharge during the ring, as indicated in the second paragraph on page 62 of the article. Since the ring is capacitor size dependent, this gives rise to the non-linearity. In practice, the effect is only significant on the 100pF and 1000pF ranges.

This error/excessive reading can be corrected fairly simply by increasing the output resistance of the offending i.c. with a resistor of about 100 ohms, fitted at the common i.c. pins 2, 4 and 10 to which the lead to S<sub>1</sub> connects.

A second effect has occurred in circuits with rather long wiring which can be noticed by the CAL control not always working smoothly such as perhaps only on the 10,000pF range. This was traced to parasitic oscillation which caused the square waves to be produced in bursts and to be CAL setting dependent. It ceases if a 1k resistor is fitted by the i.c. at pins 11 and 15 to which the lead which goes to S<sub>2</sub> connects.

The resistors have little effect upon calibration accuracy, once the present calibration resistors have been readjusted and so are worth fitting as standard practice.

K. Holford  
Crowley  
Sussex

### PROGRAMMABLE NOTES FOR MUSICAL INSTRUMENTS

Keyboard instruments have hitherto been generally confined to the equal tempered scale. This scale is an approximation to the 'true' or 'natural' scale in which each note bears a simple mathematical relationship to either the keynote (or tonic) or to the fifth note (or dominant). Music played using an instrument tuned to the true scale is more harmonious than when played on an instrument tuned to equal temperament. Unfortunately, the true scale produces problems when modulation is attempted, requiring several different pitches for the same note depending on the key in question. This produces problems in instrument design and playing problems due to the bewildering array of keys present.

An alternative electronic solution must now be possible by using programmable tone generators and recalculating the frequencies required for modulation into the new key, thus allowing a standard keyboard layout to be used. The major problem with this approach comes from the need to inform the machine of the required key as the piece of music is being played. This could possibly be solved by pre-programming the key sequence of the piece of music and using a pedal to initiate the key change.

I am sure there are many other problems that will require attention, but the end result when all are solved would be a keyboard instrument sounding smoother and more harmonious than anything we have at present.

M. Robins  
Bilton  
Rugby

# Hall-effect magnetic field detection

Simple circuit for use in fields down to  $10^{-3}$  tesla

by D. Wedlake, University College, Cardiff

A HUNDRED years ago in November 1879, E. H. Hall, Fellow of the Johns Hopkins University in America, discovered the effect bearing his name.<sup>1</sup> Basically, it is the generation of a voltage at right angles to a current in a conductor or semiconductor when placed in a magnetic field applied perpendicular to the current. The effect is illustrated in Fig. 1.

The open-circuit Hall voltage is given by:

$$V_H = K I_c B \sin \theta$$

$$= K I_c B \text{ if } \theta = 90^\circ$$

where  $K$  is a constant at one particular temperature,  $I_c$  is the control current,  $B$  the magnetic flux density and  $\theta$  is the angle between the magnetic flux direction and the plane of the Hall element.

Any non-symmetry in the Hall effect device will lead to a voltage offset in the absence of any magnetic field and it will be necessary to cancel out this offset by external circuitry. Adjustment will, however, have to be carried out with each change of temperature, since the offset voltage varies considerably with temperature.

Until recently, most equipment for the measurement of magnetic field strength has not been readily available to the amateur, probably owing to the high cost of the sensors and rather complex electronic circuitry. Nevertheless, the circuit shown in Fig. 2 shows how relatively low-cost ferrite Hall effect devices, when driven by constant current, can be used to build a simple magnetic fluxmeter. The probes themselves are Siemens Type SBV566, obtainable from Electrovalue. Care should be taken when mounting them and it is probably best to fix them on to a small piece of Veroboard and then to make connexions to the copper strips.

The Hall probes are driven by a constant-current regulator, capable of delivering up to 70mA, which is their maximum rating: a suitable regulator is shown in Fig. 3. The Hall output voltage, between terminals 3 and 4 is fed to a differential-input 741 amplifier, which has a voltage gain of 10. It should be noted that the Hall voltage leads and control-current leads can be interchanged and that the direction of the control current does not matter. This means that when driven by a constant current damage to the probes is unlikely.

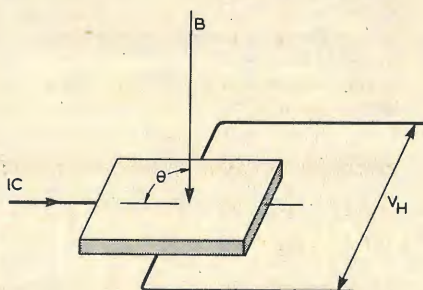


Fig. 1. Hall effect.  $V_H = K I_c B \sin \theta$

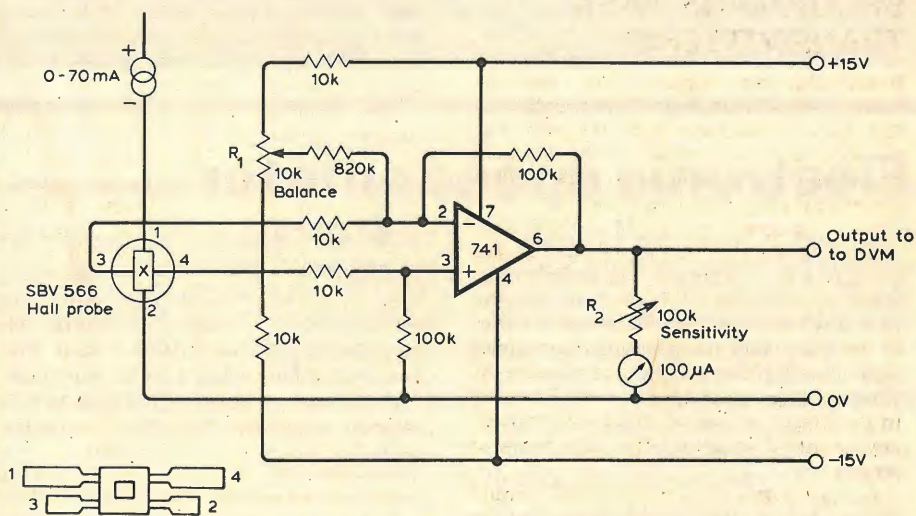


Fig. 2. Fluxmeter circuit diagram,  $R_{V1}$  is the offset adjustment.

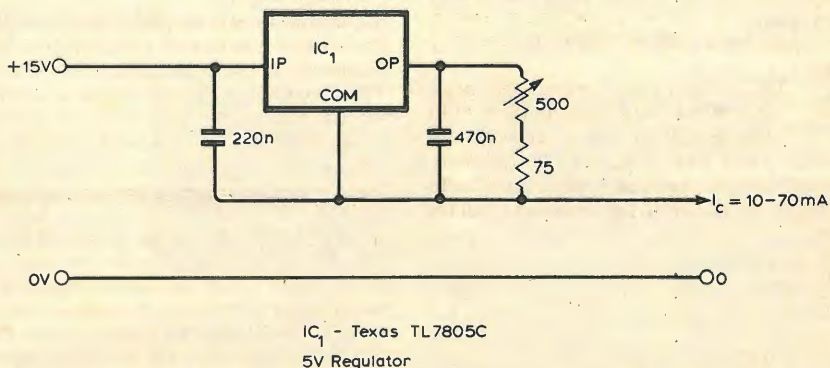



Fig. 3. Constant-current regulator to drive Hall probe.



The output from the amplifier may be monitored on a d.v.m. or 100 $\mu$ A meter, as required. The standing offset voltage is cancelled out with  $R_1$ , and  $R_2$  acts as a sensitivity control for the meter.

With the circuit shown it was found that magnetic field strengths as low as  $10^{-3}$  tesla could easily be detected, giving a final output of about 300mV. With exceptionally strong fields it might be necessary to reduce the control current to prevent saturation. The only disadvantage with the circuit was the relatively high temperature coefficient of the probes themselves. If this

**Fig. 4.** Equipment described being used to plot the magnetic field distribution along an iron rod. Result is plotted by pen recorder. Power supply on left, amplifier in centre and Hall probe in middle of rod.

is likely to be a problem it is best to obtain several and select one with a near zero temperature coefficient.

1 tesla = 10,000 gauss. As a guide, the flux density produced by an R.S. Components reed magnet (Type 349-052), 3mm from the surface is about  $13 \times$

### THE HALL EFFECT

Hall's original paper was published in the *American Journal of Mathematics* in November, 1879. He had been intrigued by reading two contradictory accounts, by Prof. Rowland and Prof. Edlund, of the effect of a magnetic field on the current in a conductor. Rowland maintained that the resultant force acted on the conductor, while Edlund believed that the mechanical force was directed at the current in the conductor.

Hall determined to experiment and, with Rowland's approval and assistance, conducted a series of tests on metal. In the belief that, if the current were drawn to one side of the conductor, the resistance of the conductor would appear to decrease, he made the tests with German silver wire in the form of a spiral. The wire was of 0.5mm diameter and possessed a total resistance of  $2\Omega$ . The result was far too small a variation in resistance for the tests to be conclusive (about one part in five million).

Going on to test for a potential difference between the surfaces of the conductor — a piece of gold leaf — Hall found a galvanometer deflection, which reversed when the field was reversed, and proved that it was the current that moved.

$10^{-3}$  tesla. Or, the horizontal components of the Earth's magnetic field in Britain is about  $18 \times 10^{-6}$  tesla.

### References

1. Hall, E. H., "On a new action of the Magnet on Electric Currents," *American Journal of Mathematics* 1879, Vol. 2 p.287.

## Electronic speedometer *continued from page 76*

Although it seems more correct to orientate the magnet so that a positive voltage is induced in  $Tr_1$ 's winding as the magnet moves towards the solenoid, the pick-up circuit appears to work satisfactorily if the magnet is orientated in the opposite direction.

The 270k $\Omega$  positive feedback resistor around the op.amp., introduces a small amount of hysteresis into the circuit which reduces its susceptibility to induced spurious pulses.

Finally, the transistor stage ( $Tr_3$ ) following the 709 op.amp. is included to produce an output pulse compatible with the c.m.o.s. input stage of the digital timer.

### Practical details

In the circuit of the digital timer, the duration of the monostable pulse must be greater than the longest pulse generated by the clock oscillator, but shorter than the time taken for an output pulse to occur at the D output of the second decade counter when the oscillator is running at its highest speed. For a maximum f.s.d. for the speedometer of 100m.p.h. and a range of wheel diameters from 10in to 60in, the highest frequency of the oscillator will be  $704,000/10\pi = 22.4$ kHz. The lowest frequency of the oscillator will be

$704,000/60\pi = 3.73$ kHz. The duration of the monostable pulse must be greater than  $1/3.73$ kHz (= 0.27ms) and less than  $400/22.4$ kHz (= 17.8ms). By making the monostable resistors 100k $\Omega$  and the capacitors 100nF each a pulse duration of about 1ms is obtained, which satisfactorily meets the frequency requirements.

## Books Received

**Microprocessors and Microcomputers**, by Eric Huggins, is one of the series of Macmillan's Basis Books in Electronics. It is not related to any particular course of instruction, but assumes that the reader is innocent of any electronic or computing knowledge, starting with a few words of historical explanation and finishing with the loading and running of programmes. Along the way, Mr Huggins covers most of the essential knowledge for the successful application of small systems, even a little Boolean algebra, so that the AND and NOR instructions in a program can be understood. The book is better than most at this level, but the author gives way too readily to the temptation of the 'chummy' approach. A difficult subject is not made easier by finding one's teacher metaphorically sitting with the class instead

A 'polarity' input to the quad latches determines whether they are clocked by positive-going or negative-going pulses. In the circuit of Fig. 1 they are clocked by negative-going pulses and the 'polarity' input is therefore connected to ground. The read-out meter may be any robust, moving-coil meter with a f.s.d. of 2 volts.


of standing at the blackboard, and the use of the pronouns 'we' and 'us' throughout is not a good idea. Little drawings of fairies and elves do nothing to help his purpose, either. The book is published in paperback at £4.95 (£12.00 hard back) and has 224 pages.

**A World in Your Ear** is the autobiography of the late Robert Wood, who has been in charge of the technical aspects of BBC outside sound broadcasting from the early days. It is very personal, completely non-technical and is full of background to well-known events of the last 50 years. There is, for example, reference to the famous broadcast by Tommy Woodroffe of the Spithead Review, when the phrase 'The Fleet's lit up!' took on a new significance. Mr Wood handled broadcasts by Sir Winston Churchill and many other politicians and ran so many broadcasts by the Royal Family that he became 'one of the family'. The book is published by Macmillan at £6.95.





PHILIPS



# IS YOUR CASSETTE DOING YOUR DECK MORE HARM THAN GOOD?

The wrong cassette can seriously affect your deck's performance.

And not surprisingly, when your deck suffers, so do your ears.

But, unfortunately, matching the right cassette to your machine is far from being a simple process.

At the last count there were over 50 makes of cassette and over 1,000 decks.

And enough wow and flutter figures to send Pythagoras round the bend.

A far cry from when we first invented the cassette.

In those days, there was no problem in matching the cassette to the deck.

We made all of both.

Of course, a lot of tape has run round the reel since then.

That's why we tested our present range of five cassettes on almost every popular cassette deck around.

A few results may surprise you.

We found, for instance, that a small number of the most expensive

decks didn't necessarily work best with our most expensive tape.

And that a handful of the middle priced decks did.

We also found that it's foolish to generalise about certain makes of tape being right for all Japanese decks or all European decks.

Our findings are available on a pocket chart that lists almost every popular deck with the cassette that matches it most perfectly.

You'll find one of them at your local dealer.

By consulting it you'll be doing your deck a lot of good.

Simply years ahead.



THE COMPREHENSIVE RANGE FROM THE INVENTORS OF THE AUDIO CASSETTE.

# BUY nascom-2 NOW AND GET A FREE 16K RAM BOARD

The lack of availability of the MK4118 RAMs has seriously delayed the launch of the Nascom 2, so we have decided to relaunch the product with an offer few will be able to refuse.

The Nascom 2 will be supplied without the optional user 4118s. Instead, we will supply a 16K dynamic RAM board and the interconnect for the NASBUS – absolutely FREE. This board allows further expansion to 32K. Also, when the 4118s become available, customers taking advantage of this offer can have the 8K for just £80 (plus VAT).

Meanwhile, the empty sockets on the Nascom 2 can be filled with 2708 EPROMs allowing dedicated usage, now with 16, or 32K of extra RAM. All the other features of the Nascom 2 are available and these include:

## MICROPROCESSOR

Z80A 8 bit CPU which will run at 4MHz but is selectable between 1/2/4 MHz.

## HARDWARE

12" x 8" PCB through hole plated, masked and screen printed. All bus lines are fully buffered on-board. PSU: +12v, +5v, -12v, -5v.

## MEMORY

- 2K Monitor-NAS SYS 1 (2K ROM)
- 1K Workspace/User RAM
- 1K Video RAM
- 8K Microsoft BASIC (MK 36000 ROM)

## INTERFACES

New 57-key Licon solid state keyboard  
Monitor/domestic TV

On-board UART provides serial handling for Kansas City cassette interface (300/1200 baud) or the RS232/20mA teletype interface.

Totally uncommitted PIO giving 16 programmable I/O lines.

The Nascom 2 makes extensive use of ROMs for on-board decoding. This reduces the chip count and allows easy changes for specialised industrial use of the board. On-board link options allow reset control to be reassigned to an address other than zero.

The 1K video RAM drives a 2K ROM character generator providing the standard ASCII characters with additions – 128 characters in all. There is also a socket for an optional graphics ROM on-board.

## NASCOM DISTRIBUTORS

Henry's Radio (London W2)  
Microdigital (Liverpool)  
Interface Components (Amersham)  
Comp Components (New Barnet)  
Electrovalue (Egham & Manchester)  
Lock Distribution (Manchester)  
Eley Electronics (Leicester)  
Target Electronics (Bristol)  
CC Electronics (Torquay)

Camera Centre (Barrow-in-Furness)  
Strathand (Glasgow)  
Byte Shop/Computerland Group  
Adda Computers (Ealing)  
Electronic Services (Sheffield)  
Business & Leisure Microcomputers  
(Kenilworth)  
A & G Knight (Aberdeen)  
P & O Computers (Belfast)



# £295 PLUS VAT

TO NASCOM MICROCOMPUTERS LTD  
92 BROAD STREET  
CHESHAM  
BUCKS

Tel: 02405 75155

Nascom Microcomputers

NM/WW/1

Please send me.....Nascom 2 kits  
(complete with construction article and  
extensive software manual for the monitor and  
BASIC) at £295 plus VAT plus £1.50 p&p.  
And ..... 3A PSUs at £29.50 plus VAT  
plus £1.00 p&p. And ..... optional  
graphics ROMs at £15.00 plus VAT.

NAME \_\_\_\_\_

ADDRESS \_\_\_\_\_  
\_\_\_\_\_  
\_\_\_\_\_

ACCESS/  
BARCLAYCARD NO \_\_\_\_\_

# CIRCUIT IDEAS

## Radio clock 12-hour display

Constructors of 24-hour radio clocks (or their wives) may prefer the more common 12-hour display. This circuit converts the Rugby time code to a 12-hour coding with an optional BST display. IC<sub>1</sub> detects 00 hours and adds 1 to the tens of hours and 2 to the units. If the BST marker is high, 1 is added to the units via the connection to the 2<sup>0</sup> input on the adder. Gates IC<sub>2a</sub>, IC<sub>3a</sub> and IC<sub>3b</sub> detect 13 to 19 hrs, add 14 and suppress the tens of hours output so that 12 is subtracted from the hours. IC<sub>4a</sub> allows 12 hrs in BST to be included. The remaining gates convert 09 hrs and 21 hrs in BST and 20 hrs to 23 hrs. The inverter connected to the tens of hours output prevents a zero in multiplexed displays by generating an invalid input code for the 7-segment decoder. In non-multiplexed displays using a 4511, the 2<sup>0</sup> output can be connected to the  $\bar{B}_1$  pin. If the BST option is not required, IC<sub>4</sub>, IC<sub>5a</sub> and the connections to the BST marker can be omitted.

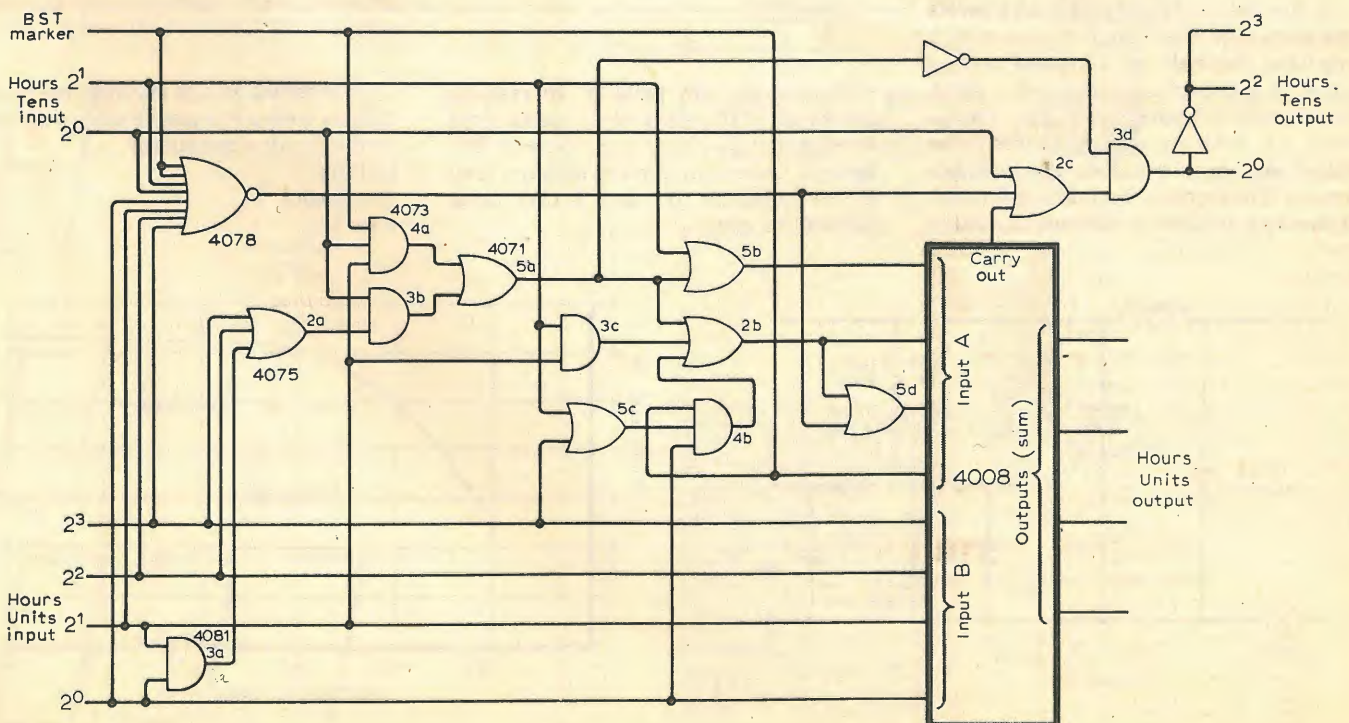
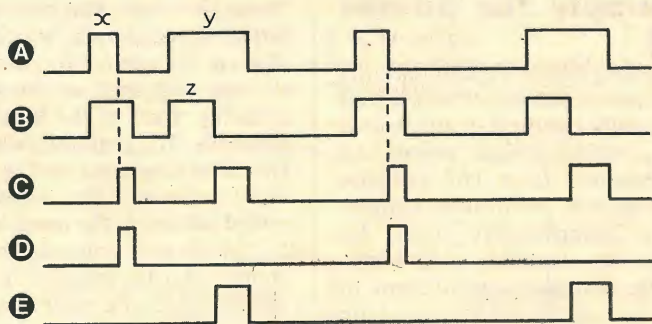
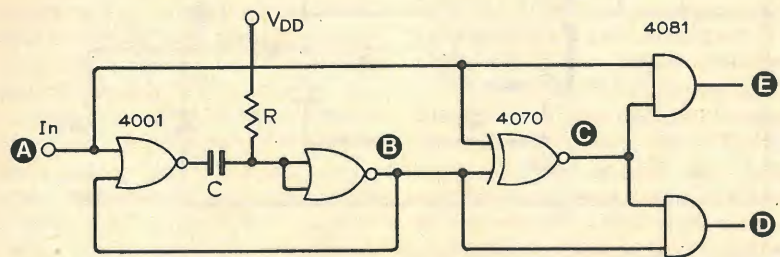
A. M. Tucker  
Charminster  
Dorset

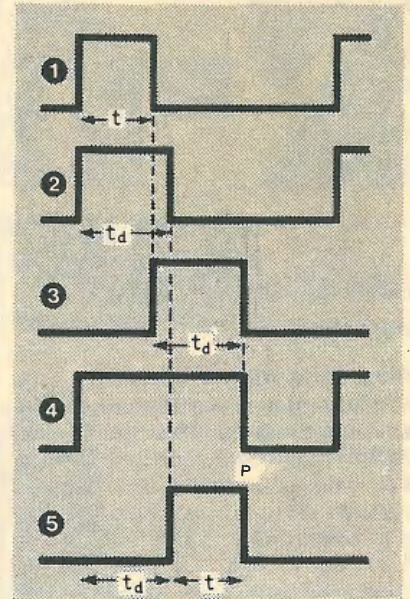
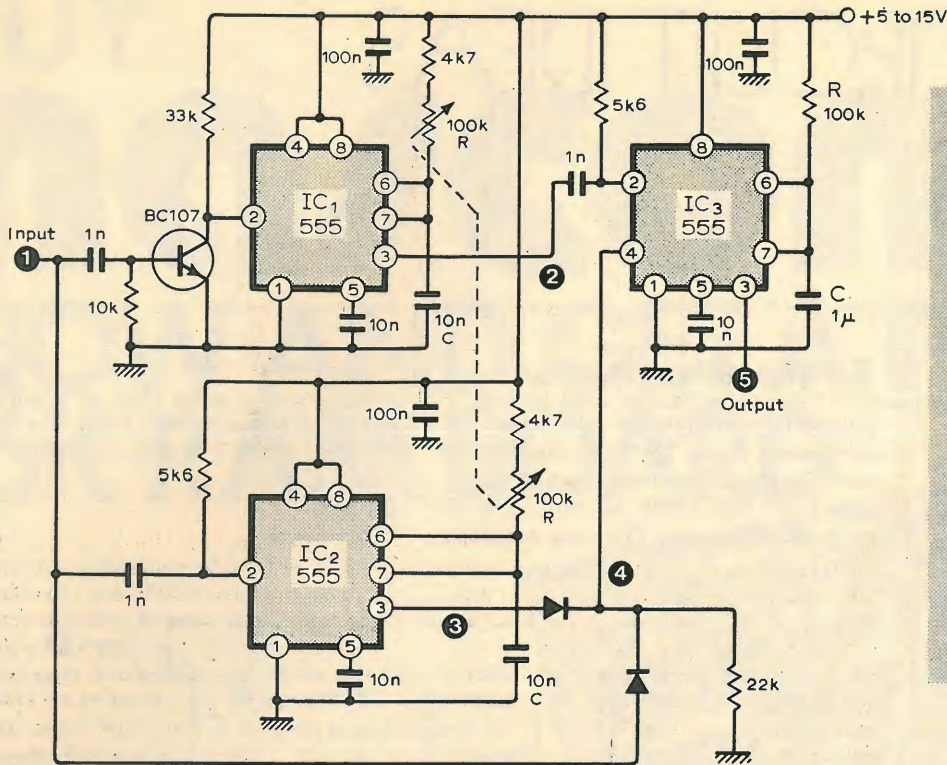
## Simple pulse splitter

Five logic gates can be used to split a pulse-width modulated signal into its component parts. The basic circuit can only distinguish between two different pulses but can easily be expanded to accommodate more. The time constant

is set to give a pulse train at B with a pulse width greater than x and less than y. Pulse width z is approximately 1.4 RC.

D. Flatt  
Birkenhead





### Dual supply for power control

When designing power control circuits which use operational amplifiers, a dual supply is usually required. If the unit is to replace a normal switch, power can only be obtained from the voltage across the switch terminals. Consequently, a compromise must be accepted for the maximum power into the load. In practice a reduction in maximum power is not discernable provided that the phase angle at which the triac fires is not less than 30°.

In the circuit  $R_1$  and  $C_1$  act as a series impedance to the Zener diodes which regulate the voltage supplied to the smoothing capacitors. Just over  $\pm 2\text{mA}$  can be drawn under worst case conditions, i.e. with maximum power. The values shown in brackets are suitable for a  $\pm 5\text{mA}$  supply. Ripple is about 0.1 V pk-to-pk and this is difficult to reduce

### Variable delay

Three 555 timers can be used to delay a pulse of unknown width  $t$  without altering the width. Monostables  $IC_1$  and  $IC_2$  are triggered at the positive and negative edges of the input pulses respectively. The required delay  $t_d$  is set by two time constants and is  $1.1 RC$ . The input pulse and the output of  $IC_2$  are added and fed to the reset of monostable  $IC_3$  whose time constant must be larger than  $(t + t_d)$ .  $IC_3$  triggers on the negative edge from  $IC_2$ , i.e. after  $t_d$ , and is reset at

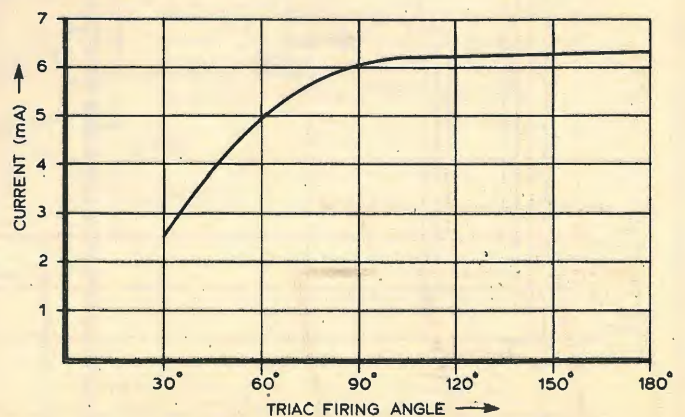
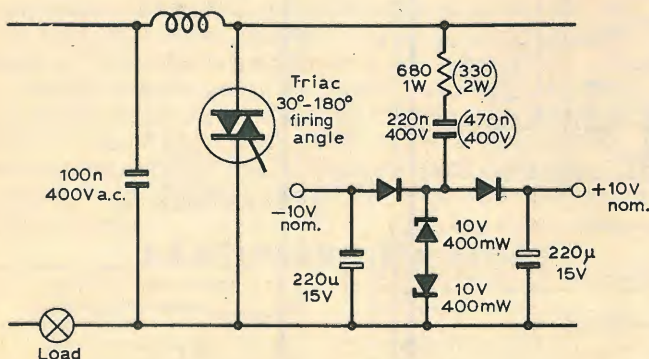
point P as shown in the waveforms. The output waveform is therefore delayed by  $t_d$  and its duration is preserved. With the component values shown, delays from  $50\mu\text{s}$  to  $1.15\text{ms}$  are available. Other delays can be obtained by altering the time constants, but the input pulse period must be equal to or larger than the delay.

S. Bhat  
Bangalore  
India.

without a current penalty. Increasing the value of the electrolytic capacitors does not make any significant difference. Quiescent current into the load is just sufficient to cause a 15W lamp filament to glow.

This circuit is not suitable for applications where it is possible to come into contact with a conductor.

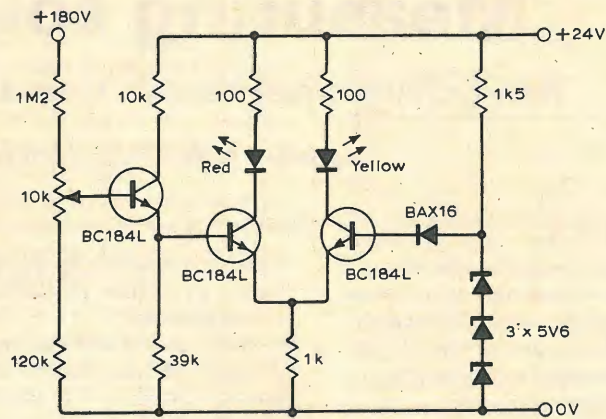
D. Price  
Sevenoaks  
Kent



## Reference voltage indicator

This circuit makes adjusting the anode voltage on cold-cathode displays both quick and accurate. The differential pair compares a fraction of the h.t. voltage with a nominal 16.8 V reference. In this example the h.t. is 180 V ± 1V. The red l.e.d. is illuminated if the sample voltage is above the reference level and the yellow l.e.d. if below. There is a 2V tuning range where both l.e.ds are on and equal brightness indicates the balance point. The circuit can operate with a wide range of voltages by changing the appropriate component values, but the narrowest tuning range is obtained when the ratio of h.t. volts/reference voltage is less than fifteen. Accuracy is within 0.1% and drift is 0.05% over a six month period.

C. J. Challender  
Wolverhampton



other two, the output  $Q_1$  of one bistable can be obtained by using diodes to form the AND of the  $Q$ s from the remaining two. This was achieved using a 4013B with each D pin driven from one of the other two  $Q$ s selected by a 4053 analogue multiplexer. A third part of the 4053 selects an appropriate  $\bar{Q}$  for the carry-out signal. This circuit operates up to 1MHz with a 5V supply, but higher frequencies can be achieved by using a normal NOR gate to generate  $Q_1$ . The circuit may be preset to any of its three states, or to a fourth which represents zero.

If the states are called 0, 3 and 7,

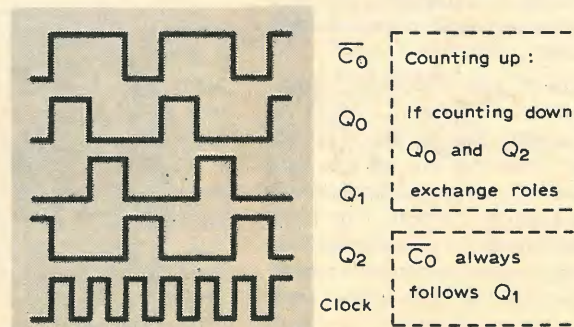
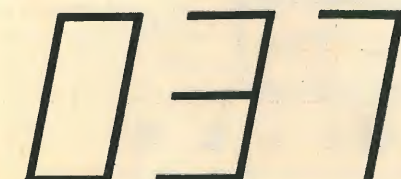
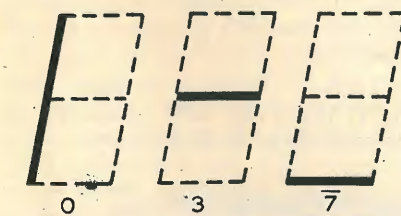
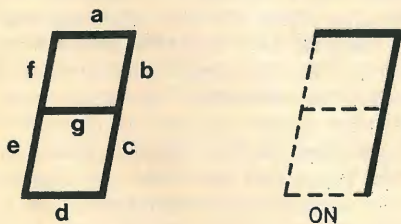
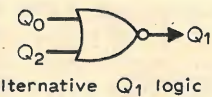
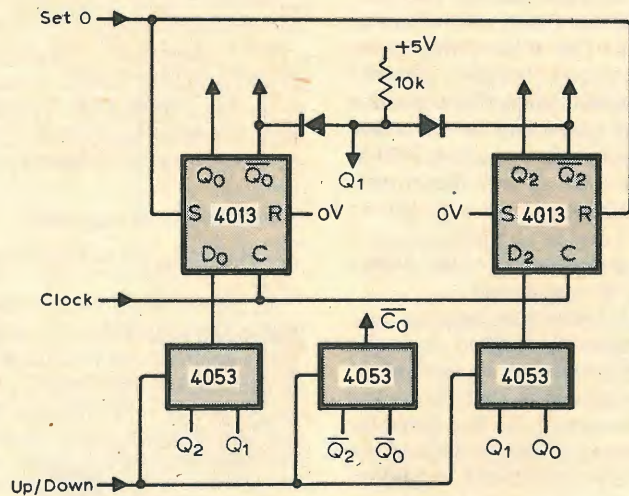
which are rounded thirds of 10, the circuit can drive a seven-segment display where  $a=b=c=on$ ,  $d=7$ ,  $e=f=0$  and  $g=3$ . If the ternary counter does not drive a display digit, the value displayed from the decimal stages will effectively be truncated. As the display is in sign and magnitude form, the truncation is converted into a rounding by incrementing the whole counter by one before transferring the contents of the decimal section to the display latches.

J. R. Stockton  
National Physical Laboratory  
Teddington

## Reversible ternary prescaler

During the development of a digital Wattmeter it was necessary to prescale a synchronous reversible decimal counter by three to obtain appropriate values on a display. The main counter comprised a set of parallel-clocked 4029s with sign-reversal logic to control the state of the up/down pins. Therefore, a reversible synchronous ternary counter with a 4029-compatible up/down control, preset and carry-out was required.

The original idea was three bistables connected as a bi-directional circular shift register with 0 1 0 circulated as appropriate. This system requires at least three i.cs and has several unwanted states. However, as the state of any bistable will be the NOR of the



# Measuring sound power

New technique may replace those now specified in standards

by James Moir F.I.E.E. James Moir & Associates

During the past few years sound power output has been increasingly specified as a measure of acoustic noisiness because of its more fundamental character. In the hi-fi field it is becoming customary to specify both the electro-acoustic efficiency of loudspeakers and the directivity in terms of "Q" or the Directivity Index (see the author's article in the October issue). In all these applications it is necessary to measure sound power. This article describes a new technique that makes sound power easier than electrical power to measure. It is highly probable that this technique will replace the classical methods currently specified in national and international standards.

SINCE the development of sound pressure level meters early in the 1930s a statement of the sound pressure level has generally been used as an indication of the 'noisiness' of industrial plant, usually without recognising that the sound pressure level was a function of the distance of the measuring point from the source. It might also be critically dependent upon the acoustics of the space in which the noise source was being operated. A statement of sound pressure level as an indication of noisiness is just about as sensible as quoting the terminal voltage of a generator as an indication of the power available from the generator.

In the early 1960s the heating and ventilating industry moved towards quoting sound powers as an indication of noisiness, recognising that the sound power is independent of the distance from the source and independent of the acoustics of the environment. However, it should be remembered that loudness, noisiness or annoyance is not directly proportional to sound power and that data on the noise spectrum, the distribution of the sound power over the frequency band, is necessary if either sound pressure or sound power data is being provided.

Sound power, the acoustical equivalent of electrical power, cannot be measured directly for we have no instrumental method of measuring volume velocity, the acoustical counterpart of electrical current. Nor have we any commercially available method of measuring acoustical impedance or its components, though laboratory techniques are available. The only acoustical parameter that can be

directly measured by current commercially available instrumentation is sound pressure.

In the absence of volume velocity or acoustical impedance data, sound power can only be calculated from sound pressure data by making assumptions about the acoustical impedance presented to the source of sound power. Though volume velocity or acoustical impedance cannot be measured directly, there are two techniques that have been widely used, at least in university laboratories, for measuring sound power by semi-indirect methods.

One of the earliest methods of measuring sound power, well covered in the literature, is to measure the sound pressure distribution over the surface of a notional sphere or hemisphere centred on the sound source. In the simplest situation when the source is small and radiates uniformly and spherically into free space, the sound power can be calculated from the measured sound pressure averaged over the surface of a sphere of one or two metres radius centred on the source.

In this simple case it can be shown that the sound power is related to the measured sound pressure by the relation:

$$PWL = SPL + 10 \log_{10} 4\pi d^2 \quad (1)$$

$d$  = distance to measuring point in metres.

In the more practical situation where the sound source stands on an extended plane surface, the radiation is confined to a hemisphere above the plane and the sound power flow through the notional enclosing hemisphere is doubled and

can be calculated from equation 2. Measurements of the sound pressure distribution must be made in the open air or in an anechoic space.

$$PWL = SPL + 10 \log_{10} 2\pi d^2 \quad (2)$$

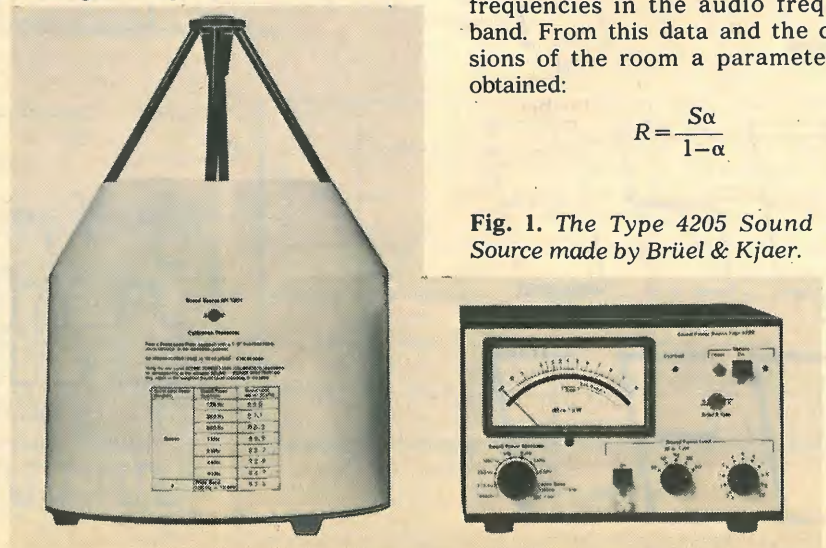
Both these procedures are covered by a British Standard No. BS 4196, so the techniques need not be further discussed except to note that they are largely irrelevant in practice. Few devices radiate uniformly and in consequence a true average sound pressure cannot be obtained without taking between ten and thirty readings round the source. The sound pressure level usually varies so widely over the measuring surface that the sound levels cannot be directly averaged and the readings must be converted to sound pressures before averaging and re-converting to sound pressure level in dB.

While the technique can be used to measure the sound power output of small simple sources, it cannot be used to measure the sound power output of a large industrial machine that may be required to drive, or be driven, by a second machine or may require a supply of air, water or gas to allow it to function under load.

A second sound power measuring technique is based on the measurement of the sound pressure produced in an environment offering a known acoustic load to the power source. The sound source to be measured is installed in a room for which the absolute values of the reverberation time/frequency relation are known, generally obtained from measurements of the reverberation time at the standard third octave frequencies in the audio frequency band. From this data and the dimensions of the room a parameter  $R$  is obtained:

$$R = \frac{S\alpha}{1-\alpha} \quad (3)$$

Fig. 1. The Type 4205 Sound Power Source made by Brüel & Kjaer.



where  $S\alpha$  is the total absorption in Sabines, and  $\alpha$  is the average absorption coefficient for all the room surfaces.

$R$  is indicative of the acoustical 'load' presented to the sound source. From this data the sound radiated can be obtained from Equation 4.

Sound power =

$$\text{Sound pressure} - 10 \log_{10} \left( \frac{1}{2\pi d^2} + \frac{4}{R} \right) \quad (4)$$

The first term inside the bracket is the contribution to the total sound pressure of the sound directly emitted by the source, decreasing by 6dB each time the distance to the source is doubled. The second term is the contribution to the total sound pressure due to the generally reverberant sound reflected many times between the boundary surfaces.

The sound pressure level must be measured in the far field at a distance greater than that at which the two terms inside the bracket are equal, for beyond this point the sound pressure is substantially constant and independent of the distance to the source.

This is the technique that has generally been used in laboratory determinations of the sound power output of small devices for given a special room for the purpose, the values of  $R$  and the position of the microphone need be determined once only. With the room parameters established there is a fixed relation between total radiated sound power and the SPL measured at one point, so the sound power can be read off a simple calibration chart.

The technique has many of the disadvantages of the methods of BS4196. The machine must be taken to a special room and must be provided with any necessary gas, water and air supplies, an impossible requirement in most cases, so the method is only applicable to the measurement of the sound power output of small machines. Engineering equipment manufacturers really require a sound power measurement technique that allows them to make measurements on machines while they are running on the test bed at the end of the production line in an open shop.

A problem that will not be obvious to those who have not actually been involved in sound power measurements is the need to know the reverberation time/frequency relation for the room. In principle this is a simple measurement that is generally thought to be well understood but in practice any measurement of reverberation time is a tedious and inaccurate business. Decay curves are rarely the linear relation suggested by simple theory and in consequence a very large number of decay measurements are necessary to achieve any average curve that can be confidently supported. Indeed the reverberation time as normally defined may not be the reverberation time that is effective in integrating the non-uniform

radiation of the noise from a typical machine.

Thus in general the two techniques covered by existing national and international standards require the apparatus being measured to be taken to a special room of accurately known acoustical characteristics. The disadvantage of the techniques are such that neither method is widely used in practice except for the measurement of the sound power output of small items such as domestic appliances.

All the practical disadvantages and limitations of the standard method can be avoided by the use of a substitution technique in which a source emitting an accurately known and adjustable amount of sound power is substituted for the machine under test. This eliminates the need to obtain accurate data on the acoustic characteristics of the enclosure for the room reacts on the sound power source in the same way as it does on the equipment being measured. Thus the sound power output of a machine can be measured in almost any location. The need for air, water or gas supplies presents no particular problem as the sound power output can be measured while the machine is mounted on the production test bed in an area which generally has very indeterminate physical boundaries that cannot be acoustically defined.

In *Applied Acoustics* for January 1974 the writer described a relatively simple solution to the sound power measurement problem. The instrumental power source consists of a loudspeaker in a special housing driven by a source of shaped white noise and directly calibrated in terms of sound power output with respect to the standard reference zero level of  $10^{-12}$  watts. A commercial model of the device is now available as the Brüel & Kjaer Type 4205 Sound Power Source, illustrated in Fig. 1.

It is arranged to radiate acoustic power having the frequency spectrum shown in Fig. 2 and typical of the noise spectrum that characterises a number of domestic appliances, but the accuracy of measurement is not significantly affected by large differences between the spectra of the source and the machine being tested. The 4205 unit will also radiate noise in each of the standard octave bands between 125Hz and 8kHz. The speaker system design ensures a substantially uniform hemispherical radiation.

The power source can be used to measure the sound power output of a machine or a loudspeaker in several different ways. When the machine can be shut down the simplest possible technique is adequate.

The machine is run and the sound pressure level measured at some point sufficiently far from the source to ensure that the microphone is in the distant field where the SPL is substantially independent of the distance to the source. In most environments a point 2-3 metres from the machine is satis-

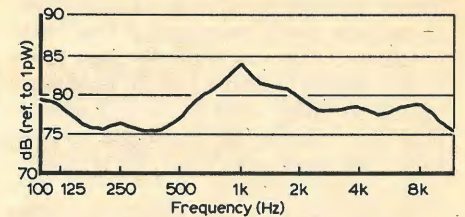


Fig. 2. Typical sound power spectrum for the 4205 Sound Power Source operating in the wide band mode, measured in third octave bands.

factory. The machine is then shut down and replaced by the Sound Power Source and, using the sound pressure level meter at the same measurement position, the output of the power source is adjusted to reproduce the sound pressure level achieved by the machine being assessed. The sound power output of the machine can then be read directly off the meter scale on the sound power source. If octave band data are required the process is repeated, selecting the same octave band on the sound level meter and the sound power source and reading the power output directly off the meter scale when the machine and power source achieve the same sound pressure level. It is worth noting that the accuracy of the sound pressure level measuring instrument is not involved in the sound power assessment for it is only used to indicate the identity of two SPL measurements.

If the machine cannot be shut down, an alternative technique can be employed. The arrangements are exactly as before but the sound power output is adjusted to increase the sound pressure level due to the machine by 3dB and the power output read off the meter.

The accuracy that is achievable is generally higher than is commercially necessary. Table 1 illustrates the degree to which the method is independent of the acoustics of the environment. A domestic vacuum cleaner was measured in all the situations briefly described in the table with the results shown, but obviously some care and experience is necessary to achieve such results.

TABLE 1

Room	Sound power (dB)
1. Open air — two acre field	84
2. Well-furnished lounge 20ft x 14ft x 8ft high	83.9
3. Typical laboratory 20ft x 12ft—no carpet	84.4
4. Laboratory/office 14ft x 12ft—part carpeted	84.1
5. Small office 13ft x 9ft—carpet and curtains	83.6

The precautions that need to be taken when measuring sound power are few and are largely common sense. Where most of the noise is radiated from an opening or a small area of the machine being measured then the sound power

source should be placed as near this opening as can be managed. If the noise is radiated from several openings then either several sound power readings should be taken with the sound source near each opening or the sound source should be positioned near the acoustic centre of the machine.

Neither the machine under test nor the sound power source should be located in any corner of the room, but if this cannot be avoided then two readings of the sound power emission should be taken with the machine and sound power source interchanged and the average taken. The advisability of avoiding corner locations for either sound source or the device under test applies also when making sound power output determinations on loudspeakers, for the low frequency power output of any ordinary speaker is very dependent on its position in a room and is significantly changed by standing the speaker system close into a corner.

The basic accuracy of the source can be checked in a simple manner. The tripod seen on top of the source in Fig. 1 is provided to hold the microphone of a calibrated sound level meter. Each octave band and the wide band outputs can be adjusted by separate controls to

a set of scale values provided with each instrument. With the sound pressure levels adjusted to these values the sound power output can be read directly off the meter scale with the accuracy typical of an analogue meter system and the care taken to calibrate the sound level meter. However, the stability of the system is more than adequate. Calibration of our first model at intervals of two years indicated a change or less than 1dB.

We use the sound power meter in a wide variety of industrial situations where it is necessary to measure the noise power of a machine working in an industrial environment, but the determination of the efficiency or Directivity Index of a loudspeaker are typical sound reproducer applications. The electro-acoustic efficiency of a loudspeaker is the ratio:

$$\frac{\text{Acoustic power output}}{\text{Electrical power input}} \times 100\%$$

Determination of the electrical power input presents a greater problem than the determination of the acoustic power output, an interesting reversal of the situation that has held for many years. The power input to the loudspeaker is

given by the standard relation:

$$\text{Power (watts)} = EI \cos \theta$$

where  $E$  = voltage across load,  $I$  = current into load and  $\cos \theta$  = power factor.

The voltage across, and the current into, the loudspeaker voice coil are easily measured, but the power factor  $\cos \theta$  is indeterminate or meaningless when a wide band signal is used. Pink noise is a representative wide band signal and as the power factor cannot be measured the usual procedure is to ignore the complications inherent in its consideration and assume that the input power is given by the product of voltage and current. Though not quite so obvious but for similar reasons, the substitution technique for measuring the sound power output also ignores the acoustic power factor.

We measure the acoustic output of the loudspeaker in a normally furnished listening room, the loudspeaker standing in the middle of the floor with the sound level meter about two metres away. The voltage across, and current into, the speaker system are measured with true r.m.s. instruments at a power level usually around 1 watt and using both the wide band pink noise and octave bands of pink noise. It is worth

## How I invented the thermionic diode

Our front cover this month is a reference to the fact that November is the 75th anniversary of the invention of the thermionic diode, for it was on November 16, 1904, that Fleming filed his patent for "a two-electrode valve for the rectification of high-frequency alternating currents". It would be rash to attribute the birth of electronics to any particular device, but there is no doubt that Fleming's diode ushered in the thermionic valve era and, as distinct from earlier scientific work on electrical discharges through gases and vacua, was invented for a practical purpose in communications technology. The following account by Professor Fleming himself, extracted from his book "Fifty years of electricity" published by Wireless World, shows how he saw the possibility of using the Edison effect for the particular requirement of detecting oscillations in wireless telegraphy receivers.

"There is a fourth method for creating continuous waves of steadily increasing importance, called the valve method, which has developed out of an invention made by the author in 1904 of the oscillation valve for the detection of electric waves.

"We have already explained that in

the spark system of wireless telegraphy the electric vibrations in the aerial wire are created by the discharge of a condenser across a spark gap. These oscillations, therefore, come in groups or trains corresponding to each spark, and as there may be from 50 to 500 sparks per second there are 50 to 500 trains of oscillations and, therefore, of radiated waves, each of which may contain 20-100 oscillations or waves. The interval of time between two successive movements of electricity or waves may be of the order of a millionth or a half a millionth of a second. These vibrations are too quick to affect a Bell telephone or even the human ear. If we convert the oscillatory movements of electricity in each train into a single gush or flow of electricity in one direction, then we change the trains into short flows of electricity all in one direction, these gushes coming at the spark frequency viz., 50-100 per second. For such intermittent currents the telephone is very sensitive. Accordingly, it appeared to the author in 1904 that if we could find some kind of conductor which would act like a valve for high frequency currents and let currents in one direction pass, but stop currents in the opposite directions, we should be able to rectify the trains of high frequency oscillations

set up in a receiving aerial and detect them by a telephone or any equivalent direct-current instrument. Meditating on this problem the author found the solution by making use of an incandescent electric lamp with a plate of metal sealed into the bulb.





pointing out that the power output at the low frequency end of the spectrum varies with the position of the loudspeaker in the room, being greatest with the speaker on the floor in a corner.

Data on the electro-acoustic efficiency of the loudspeaker is of direct value, but it is also necessary when measuring the Directivity Index (British) or "Q" (American) of a loudspeaker system. "Q" is the ratio of the sound power actually radiated to the sound power that would be radiated if the sound pressure level measured on the axis of the speaker system was representative of the sound pressure distribution all round the loudspeaker. The Directivity Index is  $10 \log_{10} Q$ . The significance of this parameter in determining the sound quality of a system has been discussed in the October issue of *Wireless World*, so readers are referred to this for a more complete discussion of the subject.

A determination of the "Q" and the Directivity Index requires the measurement of the acoustic power output and the sound pressure level at some point on the axis of the loudspeaker when it is driven by a known amount of power. To be of real value the parameter should be measured in the standard octave bands

over the audio frequency range. The axial sound pressure should be measured in the open air or in an anechoic space, but it can be measured with the loudspeaker in a normally furnished room if the longest dimension of the speaker does not exceed about 1 metre. It is convenient to measure the axial sound pressure level at a distance of either one or two metres, the power (ref.  $10^{-12}$  watt) radiated into a hemisphere by an isotropic radiator being 10.5dB higher than the sound pressure level at one metre and 17dB higher than the sound pressure level at two metres.

The sound power output is measured by the substitution technique already described with the loudspeaker standing on the floor in the middle of the room. The sound pressure level produced at some reference point not closer than about 3 metres to the speaker is duplicated by adjustment of the output from the sound power source standing in the same position and the power level read directly off the meter in the sound power source. "Q" is then:

$$Q = \frac{\text{Calculated sound power}}{\text{Measured sound power}}$$

In the frequency range below about 1000 to 1500Hz the "Q" is generally

below about four, but it usually climbs rapidly at frequencies above 1500Hz.

This technique for measuring sound power employing the Type 4205 Sound Power Source makes acoustic power measurement almost as simple as a measurement of electrical power. It is under consideration by two committees of the British Standard Institution and by the appropriate committees of ISO and IEC for adoption as an international standard.

It makes possible the measurement of sound power in industrial situations where previously this was almost impossible, and provides results of adequate accuracy in about 1% of the time required to set up and operate either of the two classical methods of measuring sound power.

## References

- Guide to Methods of Measuring Noise Emitted by Machinery. British Standard 4196-1967.
- Method for the Designation of Sound Power Emitted by Machinery. ANSI S1.23-1976.
- Establishing a Loudspeaker's Directivity Figure of Merit, Don Davis, AES Reprint 1117(M6).
- Field Measurements of Directivity Factor of Loudspeakers, Don Davis, AES Reprint No. 1031.

by J. A. Fleming, M.A., D.Sc., F.R.S.

"The author had carefully studied in 1883 and 1896, as already mentioned in Chapter III, the so-called "Edison effect" in glow lamps discovered by Edison in 1883, and by 1904, as a consequence of the researches of Sir J. J. Thomson, it was well known that an incandescent filament of carbon in a high vacuum was giving off torrents of electrons or particles of negative electricity. Also, it had been found by the author that the space in a high vacuum between an incandescent cathode and a cold anode could conduct negative electricity from the hot to the cold electrode, but not in the reverse direction. It was not at all obvious, however, that a carbon filament incandescent lamp with a plate sealed into the bulb could be used to rectify high-frequency alternating currents; that is, to convert them into continuous or direct currents. Mr Edison had made no such use of his "Edison effect" lamps, nor had it occurred to anyone, until the author pointed it out, that such a lamp, having a metal cylinder surrounding the filament and carried on a wire sealed through the bulb, could be used to rectify high frequency currents and, therefore, as a detector of electric waves in wireless telegraphy.

"The author, however, constructed in

1904 some carbon filament incandescent lamps in which the filament was surrounded by a metal cylinder carried on a platinum wire sealed through the bulb. These lamps had their filaments made incandescent by a six-cell storage battery, and they were connected . . . . . with the receiving circuit of a wireless telegraph apparatus. The electric waves striking the aerial wire set up in it rapid electric oscillations or electric currents running up and down the wire. These created, by induction, other electric currents in the condenser circuit connected to the aerial wire. To one terminal of the condenser the metal cylinder of the lamp was joined, and the end of the carbon filament in connection with the negative terminal of the battery of cells was connected through a galvanometer or a telephone with the second terminal of the receiving condenser.

"Hence, as the electric oscillations took place in the condenser, electric currents would flow through the telephone and through the vacuous space, but, as already stated, negative electrons are being given out by the hot filament, and, therefore, negative electricity only can pass from the filament to the cylinder in the bulb, but not in the opposite direction. Hence such a bulb

operates to stop all current flow in one direction, but permits it in the opposite; in other words, it acts like a valve for electricity. The author, therefore, called it an *oscillation valve* and it has generally been named a *Fleming valve* or *thermionic valve*. The result is to convert the trains of rapid oscillations produced in the condenser circuit into gushes of electricity all in the same direction through the telephone. These gushes come at intervals corresponding to the spark frequency, viz., 50-500 per second, and, therefore, produce in the telephone a uniform sound. This is cut up into short or long periods corresponding to the dot and dash of the Morse Code, when the signalling key in the transmitter is manipulated properly.

"It was at once found that this thermionic valve gave us a very simple, easily managed detector of electric waves in radiotelegraphy".

*The above was written a good while after the events described, in about 1921. Fleming does not mention that at the time of making his invention he wrote to Guglielmo Marconi telling him about it and adding, as an afterthought, "I have not mentioned this to anyone yet as it may become very useful."*

## Two-metre s.s.b. and f.m. transceiver — 2 *continued from page 72*

compromise to meet all of the requirements.

### Receiver converter

In Fig. 9, input from the aerial change-over relay is amplified by the low-noise m.o.s.f.e.t. r.f. stages  $Tr_{49}$  and  $Tr_{50}$  — the use of four resonant circuits at signal frequency greatly improves the second-channel rejection.  $L_{39}$  couples to  $L_{40}$  at low impedance and the push-pull output at high impedance is applied to the gates of the f.e.t. balanced mixers  $Tr_{51}$  and  $Tr_{52}$ . The heterodyne frequency injection at low impedance drives the source of each f.e.t. in parallel. Push-pull output circuit  $L_{41}$  is resonated at the 10.7MHz i.f. and offers considerable attenuation to the heterodyning input. However, the two f.e.t.s can be balanced to give a further 20dB or so attenuation to the oscillator injection by adjustment to the balancing pre-set resistor  $R_{211}$ .

### Transmitter converter

The 10.7MHz input at low impedance is applied to the primary of  $L_{44}$  in Fig. 10. Push-pull output at high impedance feeds the gates of the f.e.t. balanced

mixer  $Tr_{53}$  and  $Tr_{54}$ . Heterodyne frequency injection at low impedance drives the source of each f.e.t. in parallel. Push-pull output circuit  $L_{45}$  is resonated at 145MHz, but can only offer limited attenuation to the strong heterodyning input which is only 10.7MHz removed. This difficulty is overcome by adjustment to  $R_{216}$  to balance the mixer and by the additional selectivity of three signal-frequency tuned circuits,  $L_{46}$ ,  $L_{47}$  and  $L_{48}$ . The wanted 2m band signal is further amplified by a class A m.o.s.f.e.t. stage  $Tr_{55}$ . Input to the power amplifier  $Tr_{56}$  operating in class A is impedance matched by  $C_{276}$  and  $C_{277}$ . Forward bias for  $Tr_{56}$ , which needs a heat sink, is determined by the potential divider  $R_{222}$  and  $R_{223}$ . Power output across 75 ohms is approximately 100mW p.e.p.

This unit must be fully screened to prevent stray r.f. pick up, and is mounted on stand-off pillars in a standard aluminium box 5¼in by 2¼in by 1½in high. □

*To be continued*

## Books Received

**Hi-fi Choice No. 15** is the third collection of loudspeaker reviews in the series, and is written by Martin Colloms. The books in the series are consistent in form, being part laboratory reports, part listening tests, and are probably the best source of information for anyone looking for the most suitable equipment to buy. Loudspeakers are extremely difficult to test and describe — one often has to fall back on ambiguous and imprecise expressions such as 'boxy' and 'boomy' — but, even so, the author has explained all this in the introduction, together with the methods of testing used.

Sixty speakers are reviewed, some of them for the second time (reasons given) and the best are given the "recommended" tag. The chaotic state of speaker measurement is indicated by the last sentence of the editorial, which says "... standards and conditions vary so much within industry that it is thoroughly misleading to try to compare these results with those quoted by manufacturers, or indeed to try and compare one manufacturer's quoted performance with another's, or perhaps another reviewer's." Hi-fi Choice circumvents this problem by subjecting all the speakers to the same tests in the same conditions, so that while results will not be absolute, they at least enable comparison. The book has 200 pages, costs £2 and is obtainable from booksellers. It is published by SportsScene Publishers Ltd.

**Amateur Radio Operating Manual**, edited by R. J. Eckersley, G4FTJ, is a completely practical text on the setting up and running of various kinds of amateur activity. It is not a 'technical' book, in that there is little discussion of equipment, and concentrates on

procedures and practices, giving advice on the most effective ways of organizing stations and contests. There are sections on DX, with an extensive description of conditions and frequencies, satellite working, r.t.t.y. and slow-scan television. Five appendices provide maps, international call-signs and world time relative to GMT and departures from this standard time. The book is published by the RSGB at £4.83 (by post) and contains 192 pages. It can be obtained from the RSGB at 35 Doughty Street, London WC1N 2AE.

## SIXTY YEARS AGO

In a report, published in the November 1919 issue of *Wireless World*, of a British Association Meeting, a paper entitled "A trigger-relay utilizing three-electrode thermionic vacuum tubes" by W. H. Eccles and F. W. Jordan was recorded. This is the famous Eccles-Jordan flip-flop, without which computers would not exist.

"In a well-known method of using a triode for the amplification of wireless signals an inductive coil is placed in the filament-to-anode circuit, and another coil magnetically coupled with this is introduced into the filament-to-grid circuit. This "back-coupling" as it is sometimes conveniently called, if it is arranged in the right sense, greatly exalts the magnification produced by the tube in any alternating E.M.F. applied to the grid; for the induced E.M.F. passed back to the grid is in correct phase relation to add directly to the original alternating E.M.F. applied there. If instead of using inductive

## Microprocessor sales

Worldwide sales of microprocessors will grow from \$430 million (about £215 million) to over \$1300 million (£650 million) by 1983, a compound annual growth rate of 25%, according to Creative Strategies International (CSI), a California-based market research and consulting firm.

Most of the growth in processor sales will be in 8-bit and 16-bit units, with a 24% growth rate in 8-bit processors and a 62% growth rate in 16-bit processors, compounded annually over the next five years. Throughout this five-year period, 16-bit processors will continue to dominate the marketplace with over 60% market share. The 16-bit processor will, according to CSI, increase its market share from 6% to 23% by 1983, due primarily to new applications in computer peripherals and communications. The growth in the 16-bit market share is expected to offset the decline in the 4-bit share. In dollar terms, sales of the 4-bit processor will remain flat from 1978 to 1983, but its market share will drop from 26% to 9%. This, says CSI, will be due to the large growth of the overall market and the reduction of the average selling price of 4-bit units.

Like semiconductors, processors will continue to experience price erosion over the next five years, predicts CSI. Units currently selling at from \$2.00 to \$15.00 will drop in price to between \$1.50 to \$5.00 in the early 1980's.

The Microprocessors Application Group of the IEE is to hold a colloquium entitled 'Teaching and software design techniques for microprocessors' on November 21. It is hoped that the meeting will include contributions from Dr R. D. Baker of the University of Sussex, Dr F. Duncan of the University of Leeds, Mr B. Cohen of STL, Harlow, and Mr F. Pettit of the University of Oxford. Anyone wishing to contribute to the colloquium is invited to contact Dr A. C. Davies at the City University, London, (01-253-4399) or the IEE Secretariat quoting reference LS (CG). Registration forms are available on application to the IEE quoting reference LS (DA).

retroaction of this kind we attempt to use resistance back-coupling, then the retroactive E.M.F. applied to the grid is exactly opposite in phase to the original alternating E.M.F., and the amplifying action of the triode is reduced. Since, however, one triode can produce opposition in phase in the manner indicated it is clear that two or any even number of similar triode-circuits arranged in cascade can produce agreement in phase. Hence we conclude that retroactive amplification can be obtained by effecting a back-coupling to the first grid from the second, fourth, and so on, anode circuit of a set of triodes arranged in an ohmically-coupled cascade.

It is possible to take advantage of the fact above stated for obtaining various types of continuously-acting relay.

The paper described a one-stroke relay, which, when operated by a small triggering electrical impulse, undergoes great changes in regard to its electrical equilibrium, and then remains in the new condition until re-set."

# THE VALVE AND TUBE SPECIALIST

## VALVES RECEIVING, SQ, TRANSMITTING DISPLAY, GAS FILLED, ETC.

Type No.	Price ea.	Type No.	Price ea.	Type No.	Price ea.	Type No.	Price ea.
A31-410W	19.50	EF37A	3.75	PC900	0.55	ZP1230	42.50
A34-510W	20.50	EF80	0.95	PC935	1.32	ZP1240	36.00
A44-510W	31.15	EF85	1.10	PCC89	1.58	ZP1300	15.75
A47-13W	22.00	EF86	0.80	PCF80	1.36	ZP1310	13.20
A50-120WR	37.11	EF89	1.77	PCF86	2.10	ZP1320	18.39
AB1-120WR	37.11	EF91	3.40	PCF200	2.46	ZP1470	45.00
BK 66	59.15	EF92	3.20	PCF801	1.58	ZP1481	30.00
BK448	76.90	EF93	1.10	PCF805	1.58	ZP1530	46.50
BT5	37.80	EF95	3.95	PCF802	0.85	2021	1.95
BT5B	28.15	EF183	1.36	PCF808	1.60	58254M	18.00
BT17	68.95	EF184	1.44	PCL82	1.36	5U4G	1.95
BT19	23.55	EK90	0.96	PCL83	0.65	5V4G	1.55
BT125	66.90	EL90	1.26	PCL84	1.10	6A6K	2.33
BT127	73.25	EL34	2.24	PCL85/805	1.58	6A06	1.68
D10-160GT	64.41	EL36	1.94	PCL86	1.58	6AU6	0.95
D14-170GH	92.56	EL37	5.75	PD500	3.90	68H6	1.85
D77	0.80	EL81	1.60	PFL200	1.98	68Q7A	1.85
DF 61	0.56	EL84	1.15	PL36	2.05	6BR7	7.50
DG7-32	52.79	EL86	2.16	PL84	0.85	6BS7	4.00
DR2010	4.85	EL90	1.50	PL81	1.85	78W6	6.35
DY86/87	0.64	EL91	7.25	PL95	1.55	68W7	1.85
DY802	1.04	EL95	1.32	PL504	3.13	824	2.20
E55L	21.00	EL360	4.12	PL509	3.33	6L6GT	1.85
E80CC	8.32	EL821	7.50	PL802	3.46	6S4A	1.25
E80CF	10.40	EL822	7.50	PY89	2.10	6S17G	1.25
E80F	6.32	EN10	13.50	PYS00A	1.95	6SL7GT	2.68
E82CC	2.20	EN32	14.30	PY800	1.55	6SN7GT	1.25
E83CC	3.50	EN91	0.00	PY801	1.15	6V6GT	0.95
E83F	2.10	EY51	2.37	QU06-20	10.32	6X5GT	0.95
E86C	8.75	EY81	3.38	QV06-20	11.50	12A15	2.15
E86C	5.56	EY84	5.50	QV03-20	18.10	12AU6	1.25
E88CC	4.98	EY86	1.10	QV03-10	4.50	12BH7	1.50
E88CC/01	5.48	EY88	1.45	QV06-40A	21.85	12E1	8.00
E92CC	2.25	EY802	1.10	QV02-6	12.04	12SN7GT	2.50
E99F	5.20	EZ80	0.95	QZ06-40	55.20	29C1	13.20
E180CC	5.87	EZ81	0.95	QS75/20	4.75	30FL2/1	1.55
E190F	6.48	EZ90	1.40	QS150/45	15.50	30PL14	1.95
E182CC	6.34	G232	1.85	QS1200	2.40	90C1	2.80
E186F	6.50	G234	1.95	QS1205	1.90	90CCG	13.58
E188CC	4.20	KT66	5.75	QS1209	1.90	90CV	13.30
E280F	21.43	KT88	8.72	QS1212	3.80	92AG	7.96
E288CC	11.70	M8081	6.50	QY4-250	72.00	EN92	4.50
E891	1.10	M8082	3.00	QZ06-20	24.10	5726	2.50
ECC81	0.87	M8083	4.00	RG1-240A	16.00	5749	6.72
ECC82	0.95	M8100	4.20	TY2-125	61.80	5751	4.50
ECC83	0.95	M8136	1.10	TY4-400	62.27	5763	2.60
ECC84	1.19	M8137	1.10	UCL82	0.65	5881	2.00
ECC85	1.16	M8162	1.10	XG1-2500	59.60	5963	2.00
ECC86	2.20	M8212	1.10	XL601	19.90	6057	2.85
ECC91	2.25	ME1400	4.85	ZM1000	5.24	6060	0.95
ECC804	1.12	ME1403	5.50	ZM1020	6.53	6080	7.00
ECF80	1.20	OA2	1.85	ZM1040	11.00	68506	23.15
ECF82	1.04	OB2	2.55	ZM1042	15.71		
ECH 81	1.50	OG3	1.10	ZM1550	3.60		
ECL80	1.32	PC86	0.85	ZM1551	3.76		
ECL82	1.32	PC88	0.85	ZP1200	28.25		
ECL85	0.86	PC97	2.45	ZP1210	37.20		

## SOLID TANTALUM CAPACITORS ST513 SERIES

Voltage	Capacitance	Case Size	Price per 100	Voltage	Capacitance	Case Size	Price per 100	Voltage	Capacitance	Case Size	Price per 100
35V	10mf	C	49.00	35V	47mf	D	88.00	20V	1.5mf	A	21.00
50V	10mf	C	49.00	10V	120mf	C	49.00	20V	2.2mf	A	21.00
50V	18mf	C	49.00	6V	150mf	C	49.00	20V	2.2mf	A	21.00
15V	22mf	B	24.00	15V	150mf	D	88.00	35V	2.2mf	B	24.00
10V	33mf	B	24.00	10V	220mf	D	88.00	6V	6.8mf	A	21.00
10V	33mf	B	24.00	10V	220mf	D	88.00	35V	0.15mf	A	21.00
15V	33mf	C	49.00	6V	330mf	D	88.00	35V	0.1mf	A	21.00
6V	47mf	B	24.00	35V	1.0mf	A	88.00	35V	0.22mf	A	21.00
6V	47mf	B	24.00	35V	1.0mf	A	21.00	35V	0.47mf	A	21.00
35V	47mf	D	88.00	35V	1.0mf	A	21.00	35V	0.47mf	A	21.00

## NORBIT "50 SERIES" COUNTER & CONTROL MODULES

Type	Price (ea.)	Function
EC 50	4.47	Empty Case Assy.
ECA 50	7.60	Empty Case Assy.
LRD 50	10.71	Low Power Amp
MB 50	1.48	Mounting Bar
MID 50	54.34	Memory Ind. Driver
NIC 50	53.75	Numerical Ind. Counter
PDU 50A	27.34	Printer Driver
PDU 50B	16.34	Printer Driver
PSR 50	16.91	Pulse Shaper
PSU 50	69.48	P. S. U. 24V
RIC 50	77.52	Reversible Ind. Counter
SID 50	29.61	Sign Ind. Driver
3 NOR 50	15.59	Triple NOR Gate

Many other types available in this series.

## CARBON FILM RESISTORS 1/3 WATT GUARANTEED QUALITY

Large range of preferred Resistance values from 10 ohms to 8.2 megohms.

100 + £0.75 per hundred  
1000 + £0.65 per hundred  
10000 + £0.50 per hundred

**CASH WITH ORDER**  
Carriage 50p. VAT 15%.  
Account facilities available for established customers.  
Quotations given for large quantities.



**INTEL ELECTRONIC COMPONENTS LTD.**

30/50 Ossory Road, London SE1 5AN. Tel: 237 0404

WW - 094 FOR FURTHER DETAILS

## WHY BUY A MICRO-COMPUTER FROM

# PETALECT

## ELECTRONIC SERVICING LTD.

### BECAUSE

- 1) Established company trading since 1971
- 2) Electronic servicing is our speciality
- 3) We have in house programmers/systems analysts
- 4) We have our own service engineers
- 5) We will demonstrate the PET at your premises
- 6) We can customise the PET to your requirements
- 7) We can arrange finance
- 8) We offer, after the three-month warranty, a service contract from £69.50
- 9) You benefit from our experience of having sold over 450 micro-computers to industrial, educational and business, personal users.
- 10) We specialise in programs and interfaces for weighing applications for average weight control and counting, etc.



8K £550.00 + VAT  
16K £675.00 + VAT  
32K £795.00 + VAT

New Large Keyboard 'PETS' Now in Stock

**Also available:**

24K Memory Expansion Boards (disk-compatible), only £320 + VAT  
PET-compatible dual floppy disk unit with advanced operating system, only £840 + VAT  
Large Extension Keyboard for the PET £89.50 + VAT  
Telephone for complete system prices : Wide Range of Printers Available

If you require any more information or demonstration regarding the PET 2001/8 or any associated equipment, programs, etc., please contact Mr. P. J. A. Watts or Mr. D. W. Randall at:

**PETALECT ELECTRONIC SERVICES LTD**  
33/35 Portugal Road, Woking, Surrey  
Tel. Woking 69032/68497

Shop at:  
**PETALECT**  
Chertsey Road, Woking, Surrey  
Tel. Woking 20727/23637

WW - 045 FOR FURTHER DETAILS

# WILMSLOW AUDIO

The firm for Speakers

## HI-FI DRIVE UNITS



Audax HD12 9D25	£7.65
Audax HD13D34H	£12.75
Audax HP11P25EBC	£6.65
Audax HP20B25H4	£13.25
Audax HD24S45C	£20.50
Baker Superb	£25.00
Castle Super 8RS/DD	£12.65
Chartwell CEA205 8" bass, matched pairs only 8 ohm (pair)	£61.25
Coles 4001	£7.65
Coles 3000	£7.65
Celestion HF 1300 II	£8.45
Celestion HF 2000	£10.25
Dalesford D10 tweeter	£8.45
Dalesford D30/110 5in	£11.25
Dalesford D50/153 6 1/2in	£12.25
Dalesford D50/200 8in	£12.25
Dalesford D70/250 10in	£22.25
Dalesford ABR 10in	£10.25
Dalesford D100/310 12in	£35.75
Decca London horn	£57.25
Decca DK30 horn	£43.75
Decca CO/1000/8	£10.25
EMI 14A/770 14in x 9in 8 ohm	£19.50
EMI 8in x 5in d/c, 10 watt, 4 ohm	£4.05
EMI Type 350 4 ohm	£9.45
Isophon KKB/8	£8.15
Isophone KK10/8	£8.45
Jordan Watts Module	£20.40
Jordan Watts HF kit	£9.15
Jordan 50mm unit	£23.00
Jordan CB crossover (pair)	£23.00
Jordan Mono crossover (pair)	£23.00
Kef T27	£9.45
Kef B110	£12.00
Kef B200	£13.25
Kef B139	£27.00
Kef DN13	£5.40
Kef DN 12	£8.65
Kef DN 22 (pair)	£40.85
Lowther PM6	£51.00
Lowther PM7	£88.45
Peerless KO10DT	£10.50
Peerless DT10HFC	£10.50
Peerless KO40MRF	£12.25
Radford BD25 II	T.B.A.
Radford MD9	T.B.A.
Radford MD6	T.B.A.
Radford FN8/FN831	T.B.A.
Richard Allan DT20	£8.95
Richard Allan DT30	£9.45
Richard Allan CG8T	£11.25
Richard Allan CG12T Super	£25.30
Richard Allan LP8B	£11.75
Richard Allan HP8B	£17.60
Richard Allan HP128	£28.40
Seas H107	£8.95
Shackman Electrostatic, c/w polar network and crossover (pair)	£130
Tannoy DC386 15in	£178.90
Tannoy DC296 10in	£107.35

## PA GROUP & DISCO UNITS



Baker Group 35	£15.45
Baker Group 50/12	£23.45
Baker Group 50/15	£35.15
Celestion Powercell 12/150	£56.50
Celestion Powercell 15/250	£69.25
Celestion G12/50 Twin cone	£15.95
Celestion G12/80 Cambric edge	£20.25
Celestion G12/80 Twin cone	£19.75
Celestion G12/125 Cambric edge	£35.10
Celestion G15/100 Cambric edge	£31.95
Celestion G15/100 Twin cone	£32.25
Celestion G18/200	£53.25
Celestion MH1000	£15.95
Fane Pop 40	£12.50
Fane Pop 50H	£13.80
Fane Pop 75	£19.70
Fane Pop 65	£21.25
Fane Pop 80	£25.50
Fane Pop 100	£41.80
Fane Guitar 80L	£26.10
Fane Guitar 80B	£27.15
Fane Disco 80	£27.15
Fane PA80	£26.10
Fane Bass 85	£34.00
Fane Crescendo 12E	£57.50
Fane Crescendo 15E	£74.50
Fane Crescendo 18E	£94.75
Fane J44	£6.90
Fane J104	£13.75
Fane J73	£9.75
Fane HPX1/HPX/2	£3.45
Fane HPX3A	£5.60
Fane HPX3B	£4.55
Goodmans 8PA	£5.05
Goodmans 12P	£21.00
Goodmans 12PD	£23.95
Goodmans 12PG	£23.65
Goodmans 18P	£48.45
Goodmans Hifax 50HX	£21.85
Motorola Piezo horn 3 1/2in	£8.50
Motorola Piezo horn 2inx6in	£12.25
Richard Allan HD8T	£17.00
Richard Allan HD10T	£18.50
Richard HD12T	£24.45
Richard Allan HD15	£43.40
Richard Allan Atlas 15in	£85.15
Richard Allan Atlas 18in	£110.75

## WILMSLOW AUDIO



KITS FOR MAGAZINE DESIGNS etc.  
KITS FOR MAGAZINE DESIGNS  
Kits include drive units, crossovers, BAF/long fibre wool, etc. for a pair of speakers. Carriage £3.75

Practical Hi-Fi and Audio PRO9-TI (Rogers) Felt panels for PRO9-TL	£6.72 plus £1.60 carriage	£138
Hi-Fi Answers Monitor (Rogers)		£146
Hi-Fi News State of the Art (Atkinson)		£182
Hi-Fi News Miniline (Atkinson)	(carriage £2.66)	£48
Hi-Fi for Pleasure Compact Monitor (Colloms)	(carriage £5.25)	£115
Popular Hi-Fi Mini Monitor (Colloms)		£74
Popular Hi-Fi Round Sound (Stephens) including complete cabinet kit		£71
Popular Hi-Fi (Jordan)	plus (carriage £2.66)	£93
Practical Hi-Fi & Audio BSC3 (Rogers)		£65
Practical Hi-Fi & Audio Monitor (Giles)		£155
Practical Hi-Fi & Audio Triangle (Giles)		£99
Practical Hi-Fi & Audio Mini Triangle (Giles)		£108
Wireless World Transmission Line (Bailey) KEF		£122
Wireless World Transmission Line (Bailey) RADFORD		£184
Hi-Fi News Tabor (Jones) with J4 bass units		£60
Hi-Fi News Tabor (Jones) with H4 bass units		£66

Smart badges free with all above kits (to give that professional touch to your DIY speakers!). Send 50p for up to 6 reprints/construction details of above designs.

### CARRIAGE & INSURANCE

Tweeters & Crossovers	50p each
Speakers 4"-6 1/2"	80p each
Speakers 10"-12"	£1.00 each
Speakers 12", 13" x 8", 14" x 9"	£1.75 each
Speakers 15"	£2.75 each
Speakers 18"	£4.00 each
Speaker kits	£1.75 each
Mag. design kits	£3.00 pair
	£3.75 pair

## SPEAKER KITS



PRICES PER PAIR—  
CARRIAGE £2.66

Dalesford System 1	£54
Dalesford System 2	£57
Dalesford System 3	£104
Dalesford System 4	£110
Dalesford System 5	£142
Dalesford System 6	£95
Eagle SK210	£17.60
Eagle SK215	£32.60
Eagle SK320	£40.80
Eagle SK325	£68.50
Eagle SK335	£93.00
Goodmans DIN, 20 4 ohm (special offer)	£27.60
LS3/5A equivalent kit	£71
Lowther PM6 kit	£105.30
Lowther PM6 Mk 1kit	£110.40
Lowther PM7 kit	£176.85
Peerless 1070	£124.70
Peerless 1120	£142.10
Peerless 2050	£51.10
Peerless 2060	£67.40
Radford Studio 90 kit	£184
Radford Monitor 180 kit	£218
Radford Studio 270 kit	£350
Radford Studio 360 kit	£440
Ram Kit 50 (makes RAM 100)	£71.50
Richard Allan Tango Twin kit	£49.00
Richard Allan Maramba kit	£69.00
Richard Allan Charisma kit	£101.20
Richard Super Triple kit	£81.70
Richard Allan RA8 kit	£52.65
Richard Allan RA82 kit	£83.30
Richard Allan RA82L kit	£89.90
Seas 223	£40.85
Seas 253	£63.10
Seas 403	£76.60
Seas 603	£122.60
Wharfedale Denton XP2 kit	£31.45
Wharfedale Shelton XP2 kit	£40.40
Wharfedale Linton XP2 kit	£56.20
Wharfedale Glendale XP2 kit	£69.00

Everything in stock for the speaker constructor!  
BAF, Long Fibre Wool, Foam, Crossovers, Felt Panels, Components, etc.  
Large selection of grille fabrics. (Send 18p in stamps for grille fabric samples).

PRICES CORRECT AT 18.6.79

ALL PRICES INCLUDE VAT @ 15%

Send 30p stamp for free 38 page catalogue 'Choosing a Speaker'

Telephone Speakers, Mail Order and Export

0625 529599

Hi-Fi: (Swift of Wilmslow) 0625 526213.

Lightning service on telephoned credit card orders!

**SWIFT**  
OF WILMSLOW  
The firm for Hi-Fi  
5 Swan Street,  
Wilmslow, Cheshire.

**WILMSLOW**  
AUDIO  
The firm for Speakers  
Swan Works, Bank Square,  
Wilmslow, Cheshire.

# Soundfield microphone — 2

## Detailed functioning of control unit

by Ken Farrar, Calrec Audio Ltd

Ambisonics and surround sound technology based on psychoacoustic theory form the nucleus of the design of the soundfield microphone (News, Aug. 1978). The design combines advanced acoustical, mechanical and electrical precision engineering in a new way. Recordings made with the microphone and reproduced through a minimum of loudspeakers produce images which are stable and uncoloured, while additional loudspeakers, which need not be full range, allow reproduction of valuable height and reverberant information. The soundfield microphone enables the recording engineer not only to record the total field sound and thus protect his recording from obsolescence, but to compare and dub to conventional forms, adjusting, panning and steering his synthesized, truly coincident "microphones" after the event.

THE MICROPHONE INPUTS to the Soundfield control unit are electrically balanced having a common mode rejection to interfering signals better than -60dB, 20Hz to 20kHz. The input preamplifiers have a gain of +14dB but may be preceded by a -20dB attenuator (A-20) if the microphone is used in very loud conditions.

Following the AB matrix, the B-format signals are controlled by a four-gang rotary fader and additional gain of +6dB, +14dB and +30dB (fader max.) may be added to allow a maximum microphone sensitivity of 68dB s.p.l. for 0dBm levels at the recording outputs. These amplifiers are designed to withstand overloading to +24dBm.

The recording output level may be monitored by a peak programme meter which may be switched to X, W, Y, or Z and having facility to increase meter sensitivity by 20dB.

The recording signal and the replay

signal from the four-track tape recorder may be monitored, (thus allowing checking of recording quality) by a chain of amplifiers contained in a series of modules in the same manner as the input circuits (Fig. 9).

The first two modules in the output (monitor) chain are soundfield control modules. Soundfield-1 provides azimuth and elevation adjustments and soundfield-2 provides dominance to the sound sphere either up/down or front/back. These controls are operative on replay or dubbing unless the outputs are used for recording.

### Azimuth control

Consider the horizontal directional components of the B-format signals X and Y, Fig. 10. Suppose that they are passed through a circuit such that X' (output) = -Y and Y' (output) = X. This gives results equivalent to the microphone being turned to face C<sub>R</sub>.

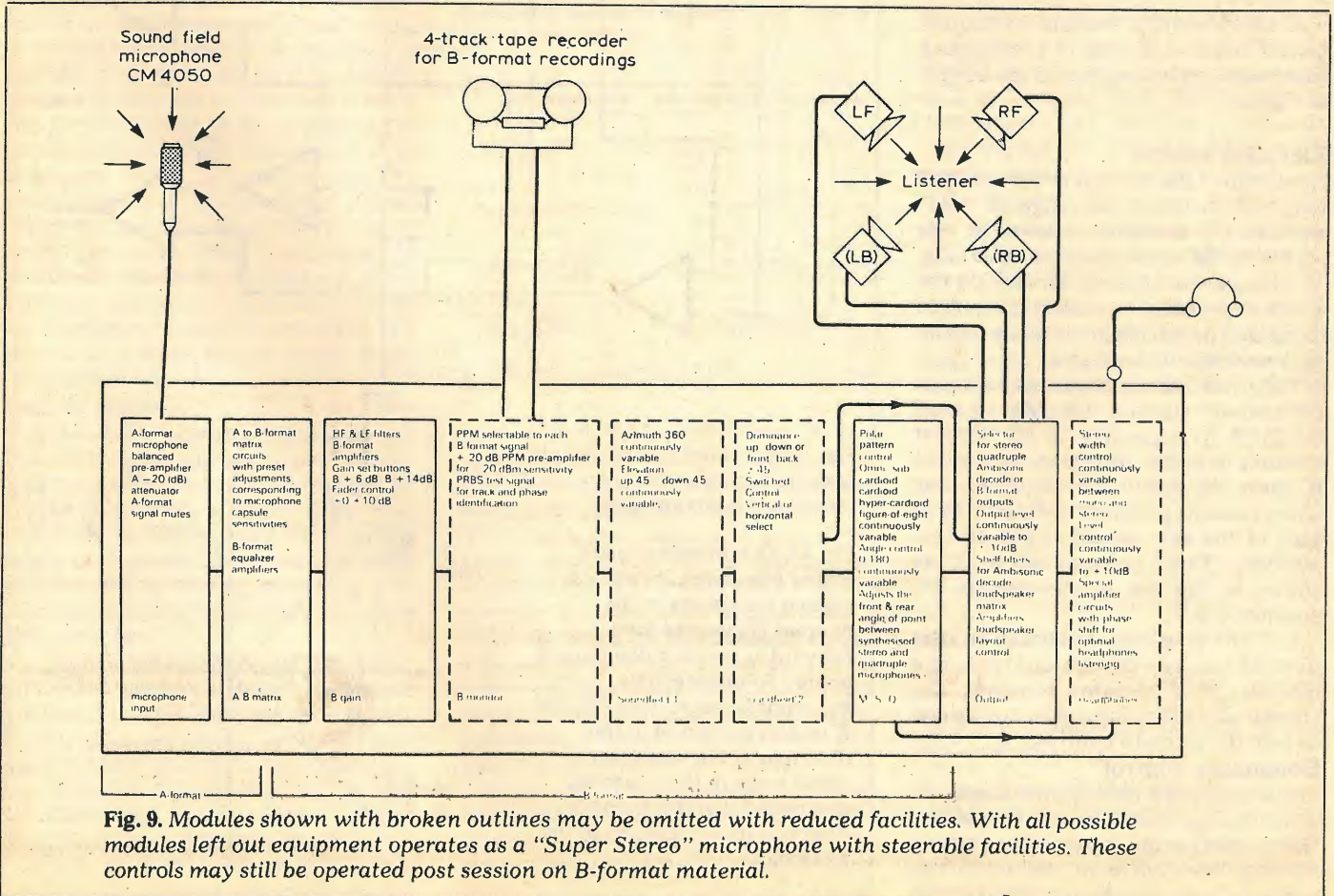


Fig. 9. Modules shown with broken outlines may be omitted with reduced facilities. With all possible modules left out equipment operates as a "Super Stereo" microphone with steerable facilities. These controls may still be operated post session on B-format material.

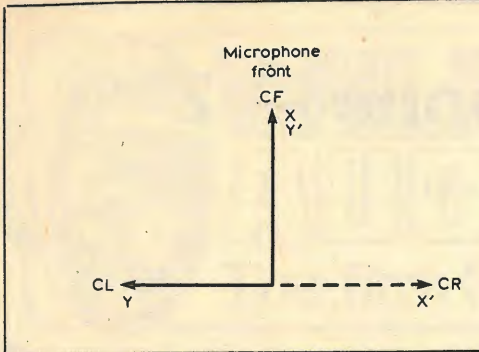


Fig. 10. Principle of azimuth control.


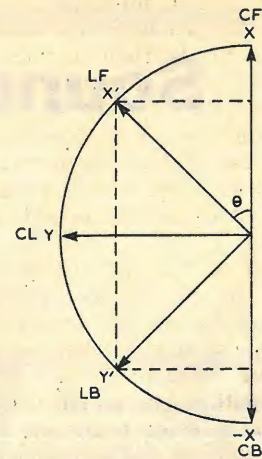


Fig. 11. Azimuth co-ordinate components. (Right).



Similarly if  $X' = Y$  and  $Y' = -X$  the microphone would behave as if it faced the  $C_L$  direction.  $Y' = -Y$ ,  $X' = -X$  corresponds to the microphone facing  $C_B$  and so forth.

If the microphone is required to face, say,  $L_F$  (Fig. 11) then  $X'$  needs to be composed of components  $X$  and  $Y$  but with the same overall sensitivity as  $X$  (or  $Y$ ). The peak sensitivity of  $X'$  (and  $Y'$ ) is required to remain constant and the orthogonal components must satisfy the following sine/cosine relationship

$$X' = X \cos \theta + Y \sin \theta$$

$$\text{and } Y' = Y \cos \theta - X \sin \theta$$

In the example given

$$X' = X \cos 45^\circ + Y \sin 45^\circ$$

$$\text{so that } X' = \frac{X}{\sqrt{2}} + \frac{Y}{\sqrt{2}} \quad (7)$$

$$\text{and similarly } Y' = \frac{Y}{\sqrt{2}} - \frac{X}{\sqrt{2}} \quad (8)$$

A continuously variable azimuth control requires the use of a twin-gang sine/cosine potentiometer in the circuit of Fig. 12.

**Elevation control**

If rotation of the microphone is required only over a restricted range of  $\pm 45^\circ$  such as the elevation control, a less sophisticated circuit may be used, Fig. 13. This control needs to act only on the  $X$  and  $Z$  co-ordinates since it is required to rotate the microphone forward and backward about the  $Y$ -axis.

The circuit firstly produces sum and difference signals  $(X+Z)/\sqrt{2}$  and  $(X-Z)/\sqrt{2}$  corresponding to  $45^\circ$  vertical rotation in either direction. A control  $R_1$  varies the mix to  $X'$  (output) so that at the extreme positions  $45^\circ U$  and  $45^\circ D$  each of the two signals is passed respectively. These correspond to  $X'$  as shown in Fig. 14. In the centre,  $0^\circ$ , position  $X' = X$ .

$L$ ,  $T$  and  $R$  values are chosen so that over the range of the control, the modulus of  $X'$  remains constant, the components following a sine/cosine law as with the azimuth control.

**Dominance control**

The soundfield-2 module introduces an effect called dominance. To see its effect, imagine the incoming sounds as arriving from different points on the surface of a large sphere centred at the

Fig. 12. Azimuth circuit.

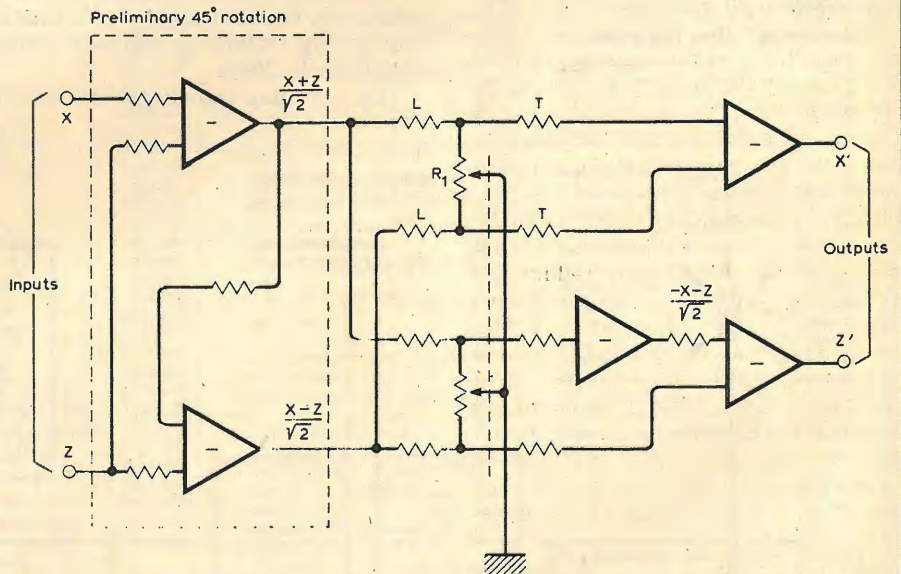
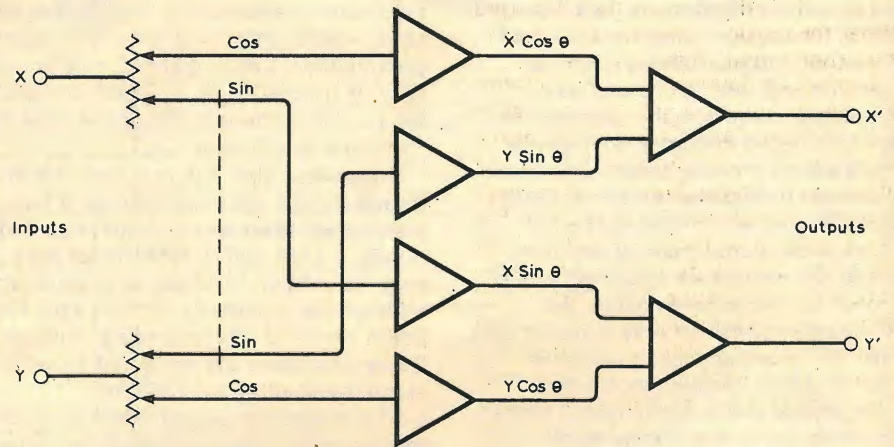
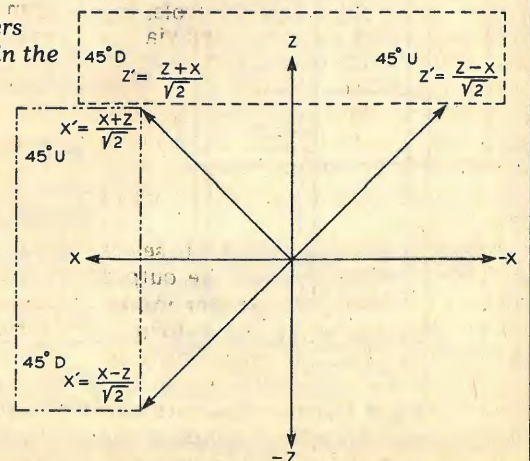


Fig. 13. Elevation circuit. Amplifiers indicated schematically are used in the virtual earth mixing mode.

Fig. 14. Dominance control. Sound directions are moved around the sphere in the manner illustrated for a forward or upward dominance angle. Simultaneously microphone sensitivity ( $W$  and  $X$  or  $Z$ ) is increased in the direction of the dominance (front or up in the example) and reduced in the opposite direction (back or down in the example).



microphone. The dominance control modifies the effective directions of arrival of sounds, and also their loudness. In the case of vertical dominance, the control effectively displaces all sound on the sphere upward or downward, also making the microphone more sensitive to sounds in the direction (up or down) toward which the sounds are displaced.

The extent of the displacement is marked on the control as an angle which is the extent by which the "equator" of the sound sphere is displaced above (or below) its normal horizontal position, Fig. 15. The control provides nine selected positions, four either side of normal, 0°, the maximums being ±45°: the control can be used either for up/down (vertical) or front/back (horizontal) dominance.

Increasing dominance in the circuit progressively changes the pressure (omni-directional) component W into a sub-cardioid by adding an increasing amount of corresponding pressure-gradient component. That is Z for up, -Z for down, X for front and -X for back. At 45°, W is still not quite a cardioid. Simultaneously Z (for up/down) or X (for front/back) has an increasing component of W added to it or subtracted from it to convert Z or X from figure-of-eight to hyper-cardioid. At 45° Z or X is a cardioid. Fig. 16 shows the condition for +30° up.

Compensation is simultaneously provided in each case such that the ratio of the energy in the velocity signals to the energy in the pressure signal remains unchanged although a use of the control is to emphasize particular directions and/or de-emphasize others so a change in programme level is usually heard. For example a typical use is to set for UP dominance so as to reduce the sensitivity of the microphone to audience noise. Alternatively the microphone may be apparently moved closer to the sound stage by the use of front dominance. What in fact happens is that the sensitivity to front or direct sounds is increased whilst that to back or reverberant sound is reduced. The circuit to achieve this is shown schematically in Fig. 17.

**Output controls**

Following the soundfield controls, the B-format signals may be passed via the gain control to the output sockets if "B" output is selected, at 0dBm level. This condition would be used for dubbing using the soundfield controls to make adjustments or during recording if it was felt necessary to use the controls in this condition.

A more likely arrangement is to select Ambisonic decode and use the output sockets for four-loudspeaker monitoring thus recording the B-format signals from the microphone directly and allowing experimental use of the soundfield and other controls in the monitor chain during the recording.

When Ambisonic decode is selected, the B-format signals are passed from the

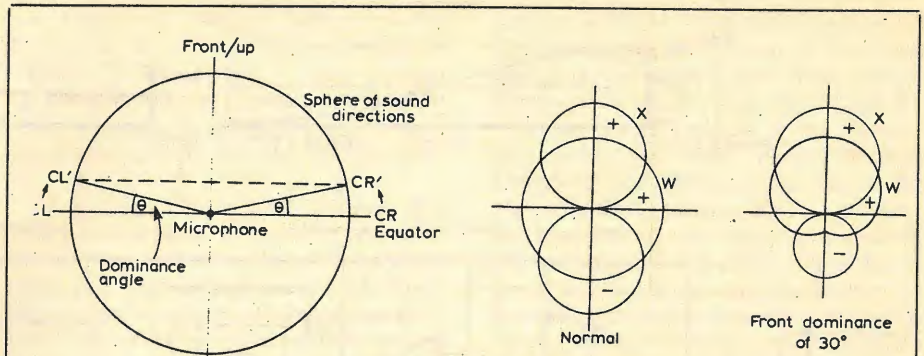


Fig. 16. Effect of dominance control on B-format components.

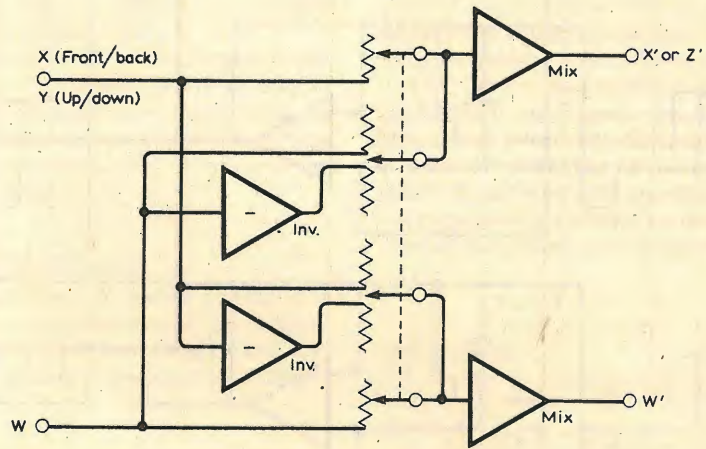


Fig. 17. Dominance circuit schematic.

Table 1: Effective matrix equations for Ambisonic B-format decoder with square loudspeaker layout.

Low frequencies	Mid and high frequencies
$L_B = W - X + Y$	$L_B = W - \frac{X}{\sqrt{2}} + \frac{Y}{\sqrt{2}}$
$L_F = W + X + Y$	$L_F = W + \frac{X}{\sqrt{2}} + \frac{Y}{\sqrt{2}}$
$R_F = W + X - Y$	$R_F = W + \frac{X}{\sqrt{2}} - \frac{Y}{\sqrt{2}}$
$R_B = W - X - Y$	$R_B = W - \frac{X}{\sqrt{2}} - \frac{Y}{\sqrt{2}}$

gain control into shelf filters in the output module. The shelf filters are all-pass circuits with identical phase shifts of 90° at 400Hz. The effect of the shelf filters is to boost the gain of W relative to that of X or Y by 3dB at high frequencies. The subsequent loudspeaker matrices thus produce 120° hyper-cardioids at low frequencies at the four corner positions and 135° hyper-cardioids above about 1kHz. This produces optimum psychoacoustic performance in accordance with the theory of references 1, 4, 7 to 10.

If the listening loudspeakers cannot be placed in a regular format, a loudspeaker layout control shown in Fig. 18: allows variation of the X:Y aspect ratio from 1:2 to 2:1 to compensate. Fixed

distance compensation in the form of RC high-pass filters of pressure gradient components X and Y is provided for typical monitor loudspeaker distances of 2 to 3 metres from the listeners to compensate the increase in velocity components at very low frequencies due to sound wavefront curvature.

The loudspeaker matrix formulae at low frequencies and at mid-band and above for a square loudspeaker layout are given in Table 1.

If the outputs are selected to quadruple or stereo/mono the shelf filters and loudspeaker layout control are bypassed and the output matrix is set for corner cardioids i.e.,

$$L_B = W - \frac{X}{2} + \frac{Y}{2}$$

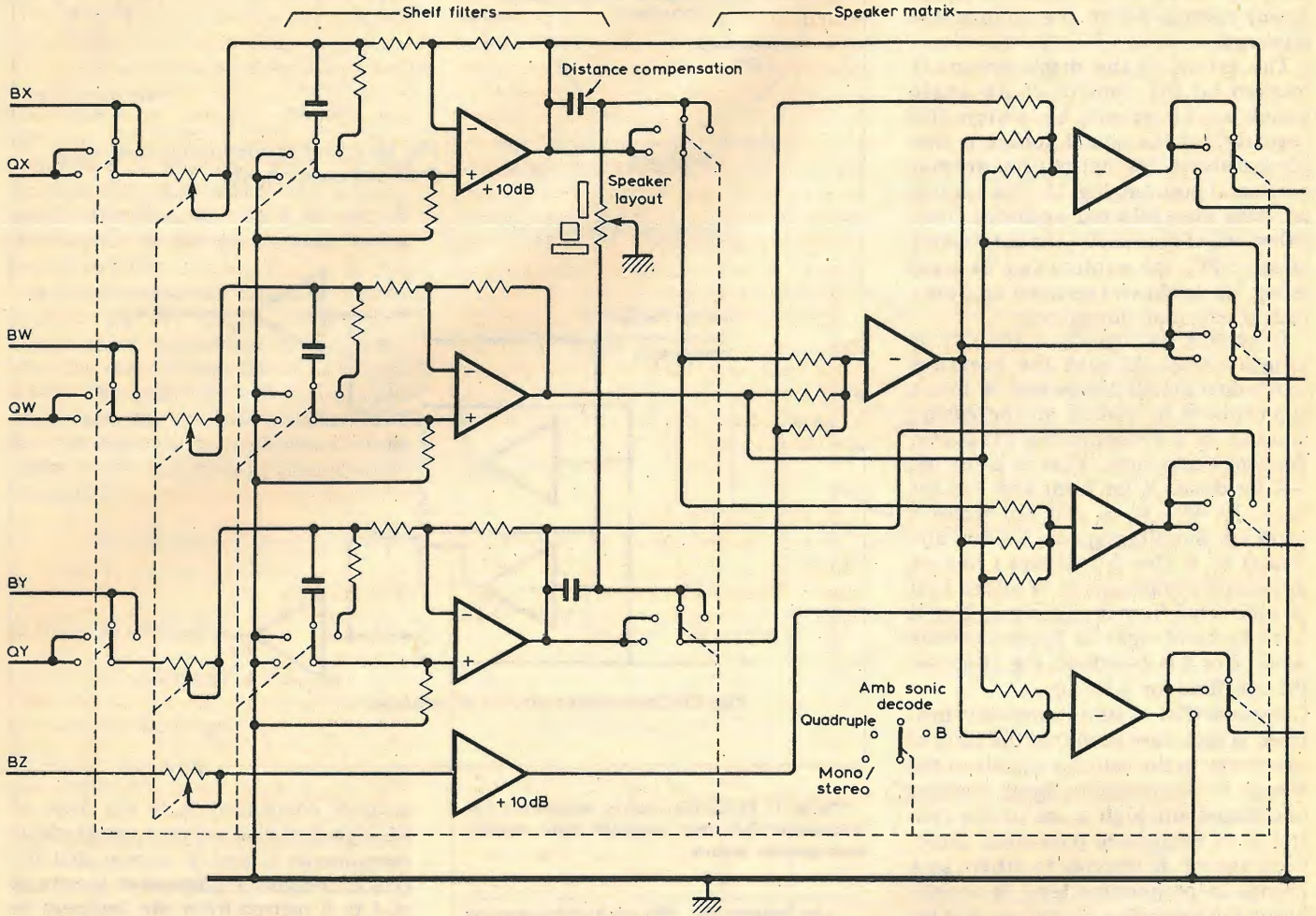
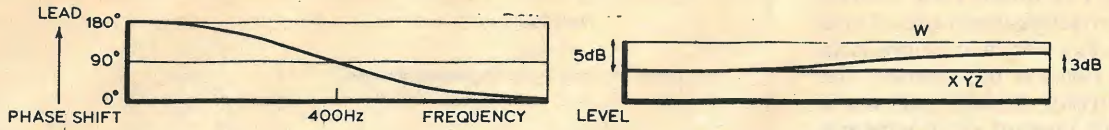
$$L_F = W + \frac{X}{2} + \frac{Y}{2}$$

$$R_F = W + \frac{X}{2} - \frac{Y}{2}$$

$$R_B = W - \frac{X}{2} - \frac{Y}{2}$$

On stereo/mono and  $L_B$  and  $R_B$  are switched off.

The controls of polar pattern and angle are now operative and work as follows. At 0° angle Y is reduced to zero and X enhanced 3dB to maintain proper levels. Similarly, at 180° X is removed



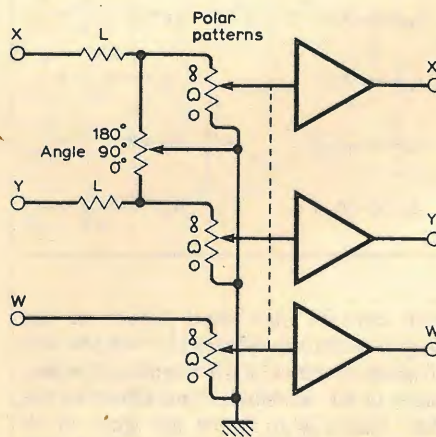
**Fig. 18.** Circuit of output module showing shelf filters, low frequency distance compensation, loudspeaker layout control which follows a sine/cosine gain law and loudspeaker matrix.

and Y increased 3dB. The control follows a sine/cosine law similar to the elevation and layout controls, Fig. 19. The polar pattern control provides unity gain to X, Y and W at the cardioid position. For omni, W is increased 6dB and X and Y turned off. Similarly, at figure-of-eight X and Y are increased 6dB and W turned off. Intermediate settings provide continuously adjustable patterns such as sub-cardioids and hyper-cardioids.

Typical microphone conditions can be set up as follows.

- Angle  $\theta$ , output stereo/mono. This corresponds to mono and the synthesized single microphone can be set for any pattern from omni-directional through cardioid to figure-of-eight. It can of course be panned and tilted as previously described, using the sound-field 1 controls, Fig. 20(a).

- Angle  $90^\circ$ , output stereo/mono.



**Fig. 19.** Microphone angle and polar pattern circuit.

This corresponds to a truly coincident stereo pair whose patterns may be varied as above, set in the familiar  $45^\circ/45^\circ$  configuration. They may as a pair be tilted down or up and turned as required, Fig. 20(b).

- Variation of the angle control now adjusts the angle between the pair of microphones which can be as much as  $180^\circ$  if desired. This together with the

polar pattern control, azimuth and elevation gives infinite stereo flexibility, Fig. 20(b).

- With the output set to quadruple, four such microphones may be synthesized Fig. 21. This configuration may be changed as shown.

The angle control now changes the angle between the front and rear pairs of "microphones" simultaneously.

All polar patterns may be varied together and identically. The whole array may be panned and tilted as before.

The left and right front stereo output signals may be monitored continuously using stereo headphones irrespective of the output mode selected. Thus what is heard in the headphones is subject to the angle and polar patterns controls all the time. These controls may be set for a particular output condition and in this event, there is a separate headphones stereo width control which may be set down to mono if required. The headphones employ a unique circuit with a phase advance applied to the Y signal (this is equivalent to  $S(=L-R)$  in the M/S format). The result is a more natural, sharper stereo presentation.



**Conclusions**

Clearly the soundfield microphone and master recording of the four B-format signals would appear to fulfil the need for a new and versatile standard but is necessary to consider the inclusion of pan-potted material. In some situations emphasis needs to be given to an individual or section. Single microphones may, for this purpose, be panned into a B-format presentation using special, but fairly simple, circuit techniques although it should be stressed that such enhancement microphones should be used with discretion so as not to confuse and distort the "acoustic hologram" of the soundfield microphone.

It is necessary to have encoding standards for public use which preserve as far as possible the qualities of the system. They must allow proper mono and stereo compatibility and, because of the existing commercial outlets, include the possibility of encoding the surround sound effect into just two audio channels. Whatever system is chosen should, however, be adaptable to three or four-track systems in such a way that additional features such as height may be included.

The term for a system of this type is C-format (consumer format) and there are a number of proposals in existence,

the Ambisonic proposal being System UHJ (12) in which the basic two-channel is HJ (or BHJ). This matrix specification is the now-accepted two-channel standard superceding the earlier NRDC system 45J and BBC System H.

In system THJ a third channel (T) which can be band limited may be added to improve directionality. In the case when the third channel is band-limited the system is termed a 2½-channel system. The UK Independent Broadcasting Authority is undertaking experimental 2½-channel HJ broadcasts. When available a fourth channel may be used for either to emphasize loudspeaker positions in a square layout; QHJ, or to present a full soundfield with-height directional effects, HHJ.

The last-mentioned specifications are kernel not matrix specifications and as such may be applied to multi-track as well as B-format or other four-track recorded material. See references for further details.

**Acknowledgements**

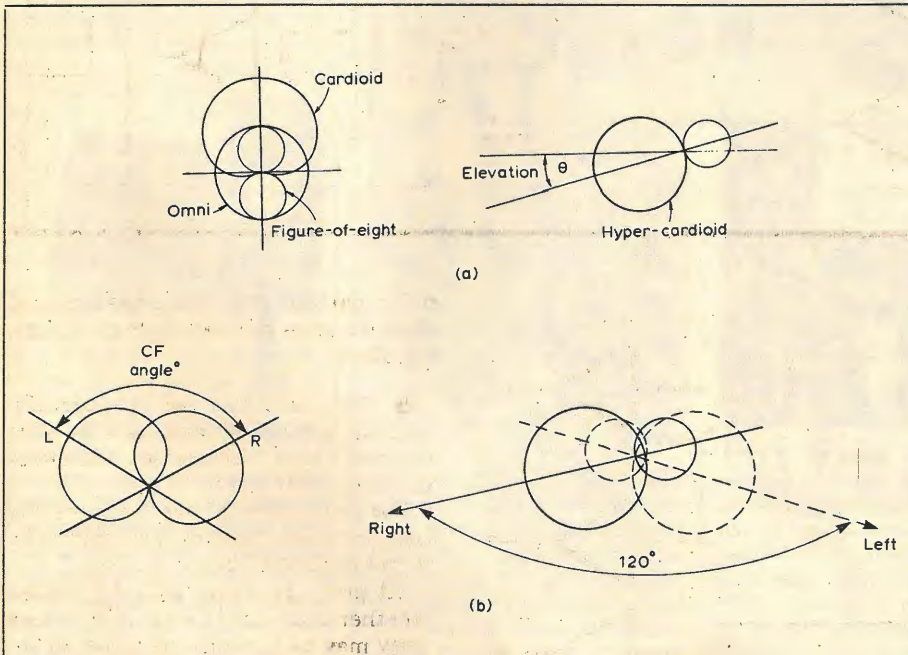
The tetrahedral array of capsules is based on an application of the mathematical theory of sampling on the surface of a sphere developed by Michael

Gerzon at the Mathematical Institute of Oxford who devised much of the basic design architecture described. Ambisonics technology was developed by Professor Peter Fellgett of the University of Reading, John Wright of IMF Electronics and Michael Gerzon of the Mathematical Institute of Oxford under the auspices of the National Research Development Corporation. Thanks to Geoffrey Barton of the University of Reading for invaluable design assistance, notably his computer simulations of the acoustical performance and the resulting design of spaced-to-coincident conversion filters. I am indebted to co-director Clem Beaumont without whose devoted expertise in the production of superb capacitor capsules and associated acoustical design work this project would not have been possible.

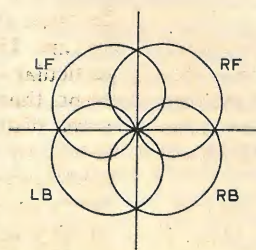
The Calrec Soundfield microphone and NRDC Ambisonic technology are the subject of the United Kingdom patent No. 1494751 and US patent Nos 3997725 and 4042779 together with all corresponding patents in other countries and all other patents pending.

**References**

1. Gerzon, M. A., Surround-sound psycho-acoustics, *Wireless World*, 1974 vol. 80, pp.483-66.
2. Fellgett, P. B., Perspectives for surround-sound, *Hi-Fi Sound Annual*, 1974.
3. Fellgett, P. B., Ambisonics - part one: general system description. *Studio Sound*, August 1975.
4. Gerzon, M. A., Ambisonics - part two: studio techniques, *Studio Sound*, August 1975, pp. 24, 26, 28, 30. Corrections October 1975, p.60.
5. Gerzon, M. A., Periphony: with height sound reproduction, *J. Audio Eng. Soc.*, vol. 21, 1973, pp. 2-10.
6. Gerzon, M. A., Criteria for evaluating surround sound systems, *J. Audio Eng. Soc.* vol. 25, 1977, pp. 400-8.
7. Gerzon, M. A., NRDC Surround-sound system, *Wireless World*, April 1977, vol. 83, pp.36-8.
8. Gerzon, M. A., Design of ambisonic decoders for multispeaker surround sound, AES New York (reprint) November 1977.
9. Gerzon, M. A., Multi system ambisonic decoder, *Wireless World*, July 1978, vol. 84, pp. 43-7.
10. Gerzon, M. A., Optimum choice of surround-sound encoding specification, 50th AES convention Paris, March 1977.
11. Raven, P. and Gerzon, M. A., US Patent 4,042,779, 16 August 1977.
12. NRDC. Encoding standards for NRDC Universal HJ Surround Sound Encoding System.
13. Gerzon, M. A., Design of precisely coincident microphone arrays for stereo and surround sound, 50th AES convention, London, March 1975. □



**Fig. 20.** Two polar patterns (a) above, and two stereo configurations (b), below. Synthesized cardioid microphones are shown left and a stereo pair of synthesized microphones set hypercardioids at an angle of 120° and tilt downward seen from direction  $C_F$  are shown right.



**Fig. 21.** Typical quadruple configuration.

**The Audio Engineering Society** is calling for papers to be presented at their 65th Convention to be held in the London Hilton from February 25 to 27, 1980. Contact Dr J. M. Bowsher, Audio Engineering Society, Physics Department, University of Surrey, Guildford, Surrey.

# NEW PRODUCTS

## Portable electromyograph

Monitoring of muscular responses and nerve functions can sometimes provide advance information concerning neural disorders. The myograph provides a clear indication of the related changes and Medelec Ltd have just introduced their MS9 portable electromyograph with the intention of making monitoring possible in the home or workplace as well as in a clinical centre. This unit is a single channel instrument with a stimulus intensity continuously variable between 0 and 300V and a duration of either 0.05, 0.2 or 1.0ms. Repetition rate is either variable between 1 and 100 p.p.s. in a 1-2-5 sequence or is controlled by an external trigger. Input is read as a trace and is also converted into an audible output via a built-in loudspeaker. The trace is displayed on a 100×80mm medium persistence c.r.t. with the usual "scope" controls such as vertical and horizontal shift, focus and brilliance. The timebase may be triggered, free running or externally triggered with sweep velocity variable between 200ms and 500ms per 10mm in 1-2-5 sequence. A conduction time indicator is included and this is continuously variable between 0 and 99.9ms, the setting being indicated by a three-digit index display on the instrument's front panel. A calibration facility is included with the preamplifier to permit quick setting-up. Overall dimensions of this portable instrument are 320mm wide×168mm high×284mm deep and the total weight is 8kg. A padded carrying holdall is supplied with the unit which includes pockets for mains cable, preamplifier, electrodes and connecting cables. All standard mains voltage types are available. Medelec Ltd, Manor Way, Old Woking, Surrey GU22 9JU.

WW301

## Miniature float switch

Vending machines, automotive and general industrial applications are the areas of activity in which the P219 miniature float



WW301



WW302

switch can be employed, according to the manufacturer, Hamlin. The fully encapsulated switch measures 24mm × 45mm (length) including mounting thread and can switch up to 500V at 10W. A switching current of 0.5A is also quoted and a life span of over 50 million operations. Hamlin Electronics Europe Ltd, Diss, Norfolk IP22 3AY.

WW302

## Hand-held vibration meter

Deteriorating bearings in factory machinery or vehicle moving parts and fouling of rotating parts can be checked in advance by the use of a vibration meter. The VTM31 hand-held vibration meter, manufactured by Röstol Ltd, consists of a velocity trans-



WW303

ducer with probe, connecting cable and true r.m.s. meter, supplied as a portable unit in a leather carrying case and weighing 1 kg. The meter conforms to international and British standards and covers the frequency range 10Hz to 1kHz. Only one control knob is used, indicating switched velocity ranges of 0 to 1, 3, 10, 30 and 100mm/s as well as battery monitor and "off" positions. The only power supply required is a 9V transistor battery and battery life is claimed to be in excess of six months in normal use. An instruction manual is also provided which gives a guide to expected vibration levels for different classes of rotating machine together with a method for balancing them. Röstol Ltd, Lysons Avenue, Ash Vale, Nr. Aldershot, Hants.

WW303

## Sound level controller

Excessive sound levels can not only damage human hearing, they can limit useful conversation and also result in the law being broken in workplaces or areas where only moderate levels of sound are permitted. The Minim "noise" controller, manufactured by Audio Installation and Maintenance Services, is a sound-operated mains cut-out device which senses the local sound level by microphone and indicates visually three actual sound intensity levels. At a threshold level the green warning light of three display lights is




WW304

illuminated. If the sound level increases the amber light is lit and if a further increase occurs over a period which exceeds the set "on-delay" of the next indicator to be lit, i.e. the red light, then power is automatically severed. A manual override is provided to exclude the mains disconnection but at the same time maintaining visual indication. Calibrated preset controls may be used to select the sound level in dBA at which power will be cut, the time for which this sound level may be maintained before it is cut, and the time taken for the power to be restored when "auto" mode is selected. Current switching capacity is 30A at line voltages between 220 and 250V a.c. Audio Installation and Maintenance Services Ltd, 27 Potters Lane, Kiln Farm, Milton Keynes, Bucks MK11 3HG.

WW304

### Programmable digital i.c. tester

Truth table testing of digital i.c.s is the prime function of the PT79 microprocessor-controlled instrument now in production by Quartech Ltd. Various supply voltages are catered for, c.m.o.s. devices can be checked and the unit may be used manually or with an automatic component handler. Test programs are resident in r.o.m., eliminating the need for plug-in program cards. Individual test sequences are selected by entering the device type number on the keyboard. Up to 24 test lines are available, either as an input or an output. Devices in d.i.l. configuration up to 24 pins are accommodated by means of plug-in test jigs. Quartech Design and Development Ltd, 14 Kingsgate Place, London NW6 4TA.



WW305


### Combined colour tv, radio and cassette recorder

A 4½in screen colour tv, a three-band radio receiver and a cassette recorder are the features combined to produce the CX-500 portable from JVC (UK) Ltd. The colour tv circuits are switchable between PAL and SECAM (except SECAM in France) and the sound i.f. is also switchable. The radio sections cover the conventional broadcast band ranges of 88 to 108MHz on f.m., 510 to 1600kHz on medium wave and 150 to 350kHz on long wave. Other standard features are a.f.c., to limit tuning drift, and a capacitor microphone to feed the cassette recorder section. This part of the instrument apparently offers a s/n ratio of 48dB with wow and flutter less than 0.3% w.r.m.s. The frequency range is 80Hz to 10kHz. Optional extras are an a.c. adaptor, a car cord (for connection to a car or boat battery) and a rechargeable battery pack. The retail price of the combined unit is £355 inc. v.a.t. and it is available in October 1979. JVC (UK) Ltd, Eldonwall Trading Estate, Staples Corner, 6-8 Priestley Way, London NW2 7AF.

WW306



WW306



WW307

### Pocket microscope

Image magnification of 30 and a self-contained battery for illumination are the main features of the Spirig III pocket microscope. The marketing agents suggest that the microscope will find a particular application in the field of quality inspection. Retail price is £18.90, excluding v.a.t. Cobonic Ltd, Knpton Mews, Seely Rd, London SW17 9RL.

WW307

### Dynamic / electrostatic headphone

Embodying a technique which the manufacturer terms the "two-way principle," the K340 stereo headphone from AKG offers a frequency response of 16Hz to 25kHz. A moving coil transducer is employed for low frequencies and an electrostatically-activated diaphragm for high frequencies.




WW308

Further operating details include a nominal impedance of 400Ω per channel and a maximum handling level of 200mW (DIN 45582). Harmonic distortion is claimed to be less than 0.2%; the coiled connecting cord extends to a length of 3m and the weight of the complete headphone (excluding cable) is 380g. Retail price is £80.80 (excl. v.a.t.). AKG Acoustics Ltd, 191 The Vale, London W3 7QS.

WW308

### Infra-red diodes

Typical output power of 45mW at a current of 500mA is one of the main specification points which Plessey quotes for its new range of infra-red emitting diodes classified in three types as GAL10, GAL11 and GAL12. Angles of emission are 20°, 60°



WW309

and 150° for the three devices respectively and they are mounted on TO37 headers with moulded lens structured to obtain the different emission angles. A low degradation rate is quoted, giving an expected life of 20,000 hours. Emission wavelength is 940nm which aligns with the peak sensitivity of silicon photocells, thus giving, according to Plessey, efficient detection. Plessey Optoelectronics and Microwave Ltd.

WW309

### Doppler transceiver

A fixed tuned c.w. source and diode mixer assembled into a compact waveguide package form the basis of the MA-86501 Doppler transceiver which, according to the makers, Microwave Associates Ltd, is especially suitable for use in microwave intruder alarm systems. A Gunn oscillator and Schottky barrier mixer diode are employed in the unit, these being replaceable in the field in the event of accidental damage or r.f. overload from an external source. The transceiver delivers an audio frequency output whenever a radio reflective object moves towards or away from its antenna. The oscillator is supplied factory-tuned to the permitted frequency and it delivers 5 to 10 mW output. The makers say that the unit is built to professional standards, and that it conforms to statutory microwave regulations in all European countries. Frequency stability is better than 40 p.p.m. per degree centigrade and spurious output signals do not exceed -35dBm. An 8.5V power supply is required, and the normal operating current is less than 150 mA. A suitable horn antenna for wide angle operation is also available. Microwave Associates Ltd, Woodside Estate, Dunstable, Beds LU5 4SX.

WW310

## Che sera, sera

What I can't fathom is this passion for wanting to see into the future. Only a few months ago (I was going to say 'a few short months' but, apart from it being a cliché, they've probably been long ones for Socialists) everyone was going mad trying to forecast the result of the election — a process which, for two reasons, I deeply deprecate. Firstly, forecasting election results is only slightly less stupid than pole squatting: if everyone would just wait until the votes were counted, they would know the result. Secondly, while pole squatting is not a very productive way of passing a spare fortnight or so, it doesn't actually do any harm: election forecasting I'm not so sure about. I have a feeling that press and broadcast comment on elections is a process in which Heisenberg (The Uncertain) would have been interested, in that you can't examine something like public opinion, broadcast the result and not affect the opinion you were examining. You have therefore influenced the election. If, for example, a Liberal vote weren't publicly branded a 'wasted' vote, we could have the Member for Roxburgh, Selkirk and Peebles in No. 10 today, elected on his politics, not his chances of election.

But I digress. I was really wanting to make a point about that hard-working and prolific body of economic gurus called marketing consultants, among other things. Barely a week goes by without the publication of an extremely expensive compilation of statistics and predictions on the history and future of companies and products, which is immediately seized upon by commentators and its gloomy bits given headline treatment.

I don't think it can help but affect the prospects of a product. There must be, in effect, a positive feedback process brought into play: if companies are told that the sales of product X are going to disappear in a year's time, they are not going to lose much time in switching to a different product, the report having made its own prediction come true.

This is not prediction, it is conditioning. I wonder what would happen if a researcher came up with the notion that the economy was all set for a 10% growth next year and that we were due for a four-dollar pound and an export surplus of something like the Japanese figure. I suppose no one would believe him and the feedback loop wouldn't operate.

## Gossip from the train

In keeping with my policy of disseminating the latest information from the 17.33 to Epsom, I thought I'd bring you up to date on the Southern Railway hi-fi scene.

There I am, peacefully reading the evening paper, when the chap next to



me pulls out an audio magazine and starts looking at the ads. Well, I don't mind admitting that at that point, I averted my eyes, because quite honestly it had been one of those days and I didn't really want to know about such things. It wasn't to be, though. A man on the other side of my golden-eared neighbour was evidently a hi-fi nu . . . enthusiast and was intent on bending his ear about loudspeaker cables. The one with the magazine was looking for a speaker and was informed that if he didn't get hold of a set of special, high-definition, low-distortion, gold-plated, blue-and-white striped cables, he would need much more sensitive speakers, so he'd be better off with the cables. As an encouragement, a 50W speaker, he was told, would sound more like a 75W one if he used high-gain loudspeaker wires.

At this, I caught my breath. Also, my pulse raced. If only I knew anything about shop-keeping, I said to myself, I could be worth millions in a couple of years with customers like these. The shop could be stocked with enormous teak and chrome boxes with a couple of i.c.s in each and any amount of trend-setting products like high-resistance aerial co-ax to stop the Yagi vibrating in the wind and modulating the signal, and black paint for the inside of speaker enclosures to eliminate reflections. An add-on super-tweeter, with a l.e.d. indicator to show when it was working, would surely be well received, enabling those vital, ultrasonic musical components to contribute fully to the subjective experience, or something.

But really, it all comes back to something I was saying some time ago. In an age when the products people buy are far outside the understanding of untrained people, there ought to be some way of restraining manufacturers from selling them things they don't need. It isn't that people are gullible — they simply don't know about technical things, and have a right to expect that they won't be conned by makers of expensive equipment who keep on upping the technicalities beyond all reason. Fine for the buffs, who know whether they need it or not, or think

they do, but the average listener to music who just wants something better than a transistor radio doesn't know whether all this technology is needed or not.

## Hands off cassettes!

I've just been sitting here, wondering whether to become one of the criminal classes. Nothing as dire as g.b.h. or grand larceny, you understand, but just a little quiet tape-recording. That cassette deck I was wanting — I went out, and bought it before guilt set in and a new dining table took precedence. So there I was, all set up to start a collection of Vivaldi, Mozart and Louis Armstrong when *The Observer* put a stop to the euphoria.

Not that *The Observer* is directly to blame — it was simply doing its job of reporting earthquakes, revolutions, air crashes and statements from the British Phonographic Industry Ltd that they are to lobby the D.o.T. for a levy on blank tape cassettes and recorders, with a view to compensating the record makers for the money they claim to lose in record sales because of the activities of people like me. Now I've got my cassette deck, I must admit that they can go ahead and impose a levy on decks for all I care, but to attempt to dip their hands into my pocket when I want some cassettes is an activity I take exception to.



How does the BPI know what a cassette is to be used for? Their p.r. man informs me that, since 50 million cassettes are sold each year, the recording industry is consequently losing £150 million a year in sales. It is not possible to check that figure, and it must be assumed to be a guess, possibly inflated to dramatise the situation. It seems that, since the Mechanical Copyright Protection Society introduced the licence for copying records five or six years ago, only 10,000 have been sold. This does seem to indicate that one or two tape recorder owners may have forgotten to pay the licence fee, but to assume that the 12 million owners of equipment (BPI's figure) are depriving the record makers of their bread and butter is hardly justifiable on the available facts. What about all the cassettes used in offices, in industry and for capturing the sound of the lesser, speckled lettuce-cruncher smacking its lips? It would be just as reasonable, and stand just about as much chance of being accepted, to ask for a levy on reams of blank paper, on the grounds that millions of photocopies of newspaper and magazine pages are driving publishers to turn to busking for a living.

If the industry wants to stop people copying records, perhaps they should make recorded cassettes available at a lower price and with a rather better quality and consistency than at present provided.

# Number 1...


## NEW! Cassette copiers from PENTAGON

Simple operation — fully automatic 16 times speed. Choice of one or three copies. C32/34 — outproduces all other makes — 75 C60 per hour. Budget price from **£587 + VAT.**



Model C-1—Mono  
Model C-4—Stereo

Model C32S—Mono  
Model C23S—Stereo



**AURATONE**




The amazing 5C Super Sound Cube. Used in virtually every major studio as a secondary monitoring source. Ideal for mobile and portable applications. Only .6" x 6" but it sounds enormous! only **£38** per pair + VAT.

# ...for Professional...


## ITAM 882

New Stereo Mixer, built to a specification not a price! Ultra low noise, +8 direct outputs, 2 outputs with VU meters, 2 limiters. XLR mic inputs (balanced). 3 band EQ + mid sweep. **£395 + VAT**



## OTARI DP4050 OCF IN CASSETTE DUPLICATOR

Now with 3 3/4 + 7 1/2 master capability and Ferrite heads. Duplicates 6 cassettes each run at 8 times speed. Over 80 stereo C60 per hour. Unquestionably the finest in cassette copiers available from the world's largest duplicator manufacturer.



# ...Equipment.

## AMPEX ATR-700

Now every studio can afford legendary Ampex performance and reliability. Fully professional specification including balanced inputs/outputs, Cannon connectors, variable tape speed, sel sync. The price will fit this year's budget, not next year's! Sole distribution by ITA.



## ORBAN from USA

Dual channel multispring reverb unit. Each channel features four springs — far smoother than single spring systems. "Twang" and "boing" are virtually eliminated by incorporating a floating threshold limiter. Bass, mid-range EQ and bandwidth controls. The best compact reverb unit available.



1-7 Harewood Avenue, Marylebone Road, London, NW1  
Tel. 01-724 2497. Telex: 21879

# New Bear Systems



WE SPECIALISE IN:-

## APPLE II

FROM £810.00

- ★ PURCHASE LEDGER . . . . . £295.00
- ★ SALES LEDGER . . . . . £295.00
- ★ WORD PROCESSING . . . . . £ 50.00

LEDGER MANUALS AVAILABLE SEPARATELY @ £10.00 EACH

## NORTH STAR HORIZON

- HRZ-2-32 32K + DUAL DISK DRIVE . . . . . £1415
- HRZ-1-16 16K + SINGLE DISK DRIVE . . . . . £1085
- CP/M FOR HORIZON . . . . . £ 75
- PASCAL FOR HORIZON . . . . . £ 75

## DPS-1 THE ITHACA INTERSYSTEMS S100 MICROCOMPUTER

For education, industry, research and all professional uses, including hardware and software development, low cost OEM Systems, teaching applications etc.

- ★ Mainframe with front panel
- ★ 30 Amp 8v power supply
- ★ 20 slot motherboard with active termination and shielding between bus lines
- ★ Guaranteed operation at 4MHz

Price with 4MHz Z80 CPU Board . . . £ 695

Please send for details of the full range of Ithaca Intersystem S100 products.

+ FULL RANGE OF VDU'S AND PRINTERS

### HEAD OFFICE & MAILORDER:

40 Bartholomew Street, Newbury, Berks.  
Tel: 0635 - 30505 Telex: 848507 NCS

### NORTHERN SHOWROOM:

220-222 Stockport Road, Cheadle Heath, Stockport.  
Tel: 061-491 2290

### TERMS

Official Orders Welcome.  
Please add 15% VAT on all prices.  
Barclaycard and Access Welcome.  
Send or Phone (0635 - 30505) for Catalogue and Booklist.

WW - 059 FOR FURTHER DETAILS

Ceramic Capacitors **£3.50** per 100  
Cable Sleeves and Markers from **£1.00** per 1,000  
Compression Terminals from **£7.29** per 1,000  
Pcb self-fixing Guides from **£4.86** per 100  
Elma Knobs and Accessories

Phone, write or call for catalogue

Carbon Film Resistors from **£4.00** per 1,000  
Polystyrene Capacitors from **£1.50** per 100

Send for lists of values available

**PBRA LTD.** Hopfield (073274) 345

Golden Green, Tonbridge, Kent, TN11 0LH

WW - 028 FOR FURTHER DETAILS

## RECHARGEABLE BATTERIES

### TRADE ENQUIRIES WELCOME

Full range available to replace 1.5 volt dry cells and 9 volt PP type batteries, SAE for lists and prices. £1.25 for booklet. "Nickel Cadmium Power," plus catalogue.

Write or call at:

**SANDWELL PLANT LTD.**  
2 Union Drive, Boldmere  
Sutton Coldfield, West Midlands 021-354 9764

See full range at TLC, 32 Craven street, Charing Cross, London WC2.

WW - 040 FOR FURTHER DETAILS

## FREQUENCY COUNTERS - OSCILLOSCOPES - OFF-AIR RECEIVERS

20 MODELS AVAILABLE INCLUDING LED VERSIONS

250MHz  
801B  
£250  
Crystal oven  
3 parts 10<sup>9</sup>



- 401A 50MHz 6 Digit **£150**
- 801B/M 250MHz 8 Digit **£250**
- 901M 520MHz 8 Digit **£325**
- 1001M 1-2GHz 8 Digit **£550**

MAINS  
12V. BATTERY  
PORTABLE  
OSCILLOSCOPE



MODEL  
S1500  
15MHz  
Dual Trace  
£280

A professional standard model dual trace DC to 15MHz. Usable to 25MHz with alternate, chop and single-channel A or B amplifier selection, 5mv/cm, accuracy 3%. Excellent triggering wide range time base.



**R. C. S. ELECTRONICS, WOLSLEY ROAD, ASHFORD, MIDDX. ASHFORD 53661**

SUPPLIERS TO: Ministry of Defence, G.P.O., B.B.C., N.P.L. Government Depts., Crystal Manufacturers and Electronic Laboratories world-wide

WW - 041 FOR FURTHER DETAILS

### CMOS SALE

Compare our make, quality and prices. All items subject to prior sale.

Make	Stock level	Price
CD4011BE	SGS 3K	18p
CD4017BE	RCA 3K	50p
CD4019BE	RCA 4K	30p
CD4028BE	RCA 4K	48p
CD4029BE	RCA 1K	50p
CD4049BE	RCA 8K	28p
CD4514BE	RCA 2K	108p
CD4515BE	RCA 1K	195p
CD4518BE	RCA 6K	50p
CD4527BE	RCA 3K	90p
CD4567BE	RCA 400 pcs	495p
CD4585Bcp	MOT 800 pcs	75p

### NOW THE CHIPS ARE DOWN

Due to bulk purchase, we are able to offer unbeatable prices on INTERSIL chips. Compare our prices and see how much you save.

	1-24	25+	100+
ICL7106CPL	6.50	6.25	5.95
ICL7107CPL	6.25	5.95	5.75
ICL8038CCPD			
ICM7216AIJ	3.00	2.75	2.15
ICM7216BPI	18.75	17.75	14.75
	16.75	14.75	12.25

### LINEAR ICs

LM324N Quad OP Amp	40p
NE555N-8 Timer	18p
LM556N-14 Dual Timer	50p
LM723CN Voltage Regulator	33p
LM747CN-14 Dual Op Amp	40p

### VOLTAGE REGS

SG780 5CP/SG7812CP	55p
SG7905CP/SG7912CP	70p

### POWER CONVERTER FC-5

Now you can operate 120 Volts. American equipment from 240 Volts! Only **£9.95** complete with British type plug.

### LED BAR GRAPH AND ANALOG METER DRIVER

New from National LM3914. Drives 10 LED directly for making bar graphs, audio power meters, analog meters, LED Oscilloscopes, etc. Units can be stacked for more LEDs. A super versatile and truly remarkable IC. Just out!  
Special price: Only **£1.99** inc. 12 page spec. sheet.

### FAIRCHILD RED LED LAMPS

\*FLV5057 Medium Size Clear Case RED EMITTING. These are not retested off-spec. units as sold by some of our competitors. These are factory prime, first quality, new units.

**VERY LIMITED STOCK!**  
8p EACH 100 077  
6p EACH 1,000 077  
5p EACH 2,000 077

### Texas Instruments Low Profile Sockets



Contacts	Price
8 PIN	.08
14 PIN	.12
16 PIN	.14
18 PIN	.18
20 PIN	.20
22 PIN	.22
24 PIN	.24
28 PIN	.28
40 PIN	.40

### "THE COLOSSUS" FAIRCHILD SUPER JUMBO LED READOUT

A full .80 inch character. The biggest readout we have ever sold/ Super efficient.

YOUR CHOICE  
FND 847 Common Anode **£2 each**  
FND 850 Common Cathode **£1.50 each. 100 off**

### THE MOST VERSATILE LIQUID CRYSTAL DISPLAY

1.24 25+ 100+  
LCD106 6.45 5.50 5.25

.5" Field effect LCD display featuring 3½ digits, colon, plus/minus sign, 3 decimal points and "LO BAT" indicator. Ideal for DMMs, DPMs, digital thermometers, AM/FM radio readouts. Just look at the features. Ultra low power consumption, high contrast ratio-wide viewing angle-rapid response-proven sealing techniques-superior MTBF-reflective aluminium foil. Over 300,000 already sold! Compare our price at below distributors!

### MICROPROCESSOR MADNESS

Compare our prices before you buy elsewhere.

CPUs	MEMORIES
8080A	4.95
6800	7.00
Z-80	8.50
Z-80A	10.50
2102	1.00
2114 low power	
300 NS	4.75
5101	4.95

EPROMS	UARTS
1702A	4.00
2708	7.00
2516	24.50
AY-5-1013A	3.50
AY-3-1015	4.00

### CHARACTER GENERATOR

RO-3-2513 **5.50**

### ELECTRONIC YAP BOX—3 DISCREET SOUNDS

- Laser Gun
- Siren
- Ray Gun

Plus many others. Use on car PA system, bicycle horn, or protection against would-be attackers. Invent your own sound effects, make believe you are the police or firemen. Must for DJs, pop groups and recording studios. Only **£9.95** inc.

We apologise to our customers for the delay in completing orders during July/August as a result of our move. We are now back to normal.

**Ordering information:** For orders under £50 add 50p p.&p. Add 15% VAT to total. All items are subject to prior sale and therefore subject to availability. Prices are subject to change without notice.

All orders to:



### NOTE OUR NEW ADDRESS

4 Meeting Street  
Appledore, Nr. Bideford  
North Devon EX39 1RY  
Telex 8953084 Maclin G  
All enquiries to our London office,  
01-837 1165.

NEW LOW PRICES


ALL EX-STOCK

## REAL-STATE-OF-THE-ART

### TWO NEW AC/DC/BATTERY PORTABLE FREQUENCY COUNTERS FROM OPTOELECTRONICS USA

Model 8000.1A  
**8 DIGITS 10Hz to 600MHz**  
ONLY **£299.00 inc.**  
(£256+£4 p&p+VAT £39.00)  
(was £351)

Complete with built-in NiCads & charging circuits.



The OPTO 8000.1A is a no-compromise professional quality counter. Thanks to new CMOS LSI technology, size, power & cost have shrunk while performance improved. The OPTO 8000.1A combines this new technology with careful circuit design and unique packaging for a state-of-the-art counter that sets the pace.

\* Selectable step attenuation X1, X10, X100 (avoids false counting)  
\* 50 ohm (AC coupled) & 1 Megohm (DC coupled) inputs shunted by 20 pf & diode protected against overload  
\* Precision TCXO time base 1 PPM (0.00001%)  
\* Aging less than 1 PPM first 3 years less than 0.5 PPM thereafter  
\* Super sensitivity with preamps in both HI-Z & 50 ohm inputs 2-10mV RMS below 150 MHz 10-50mV RMS to 600 MHz  
\* Auto decimal point \* Deluxe rugged aluminium case \* Lead zero blanking control & LED gate period indicator

Model OPTO 7000  
**7 DIGITS 10Hz to 600MHz**  
ONLY **£141.45 inc.**  
(£120+£3 p&p+VAT £18.45)  
(was £168)



Complete with built-in NiCads, charging circuits & rear panel switch for 1Hz resolution.

size: only 3 1/4" H x 4 1/2" W x 5 1/2" D.  
The miniature go-anywhere counter that gives you more range, visibility, accuracy and versatility than any comparable unit at anywhere near its low, low price.

\* TCXO time base 0.08PPM/°C - 1PPM (0.0001% accuracy) less than 2PPM per year aging \* Deluxe gold & black anodised aluminium case \* HI-Z & 50 ohm inputs \* 1 sec & 1/10 sec. gate times \* Built-in prescaler & preamps standard \* Auto decimal \* BNC connectors \* No direct connect required for RF pick up \* State-of-the-art LSI circuitry \* Sensitivity - 10mV to 60MHz 25mV to 150 MHz 50 mV to 450 MHz (less than 75mV guaranteed) \* Power requirement 7.5 V AC/DC @ less than 250 mA.

## ELENCO PRECISION DMM 1200B

ONLY **£66.70 inc.**  
(£55 + £3 p&p + VAT £8.70) (for a limited period only)

The most versatile DMM we have ever offered at lowest ever price!




\* 3 1/2 digit jumbo LED (0.56") display \* 0.05% basic accuracy \* Measures AC/DC voltages from 100 microvolts to 1000 volts, AC/DC current from 1 microamp to 2 Amp & Resistance from 0.01 ohm to 20 Megohm \* Fully overload protected to 1000 volts!  
\* High input impedance to 10 Megohm \* Mains (with adaptors not supplied) or battery (both disposable & NiCads) operation \* Uses 1% precision resistors not unstable trim pots \* Hi Lo power ohms-Hi for diodes Lo for resistors in circuit (on how many DMMs costing less than £100 do you find this feature?)

### ELENCO VARIABLE VOLTAGE POWER SUPPLIES

The XP-700 and XP-600 are variable voltage supplies which feature fail safe automatic overload protection. Maximum output current is externally adjustable from 50 ma to 3 amps. Special circuits protect equipment, user and itself. Current limiting adjustment is easy, simply short output and adjust limit control to read desired maximum current. The output voltage is continuously variable and precisely held to your setting. Ideal for use in labs, service shops, schools, home and industry.

**MODEL XP-700**  
0-40V @ 1.5 Amps  
0-20V @ 3 Amps  
Regulated, 3 1/2 Digits  
Meter 1/2 % Accuracy

Model XP700 **£97.78 (inc.)**  
Model XP600 **£86.25 (inc.)**



Also available Model XP-600 - same as XP-700 but with dual analog meters

Specifications	XP-700	XP-600	Specifications	XP-700	XP-600
Input Voltage	120/240	120/240	Current Protection	.05-3A lim	.05/3A lim
Output Voltage	0-40 VDC	0-40 VDC	Short Protection	.05-3A lim	.05/3A lim
Output Current	1.5/3A	1.5/3A	Crowbar Protection	none	none
Load Regulation	.1 volts	.1 volts	Output Impedance	.025 ohms	.025 ohms
Line Regulation	.1 volts	.1 volts	Meter	Digital 1/2 %	50V, 5A 5%
Ripple Max. RMS	.005V	.005V			

Also available from retailers:  
Audio Electronics  
301 Edgware Road, W.2

Z & I Aero Services  
85 Tottenham Court Road, S.W.1

We are the sole UK distributors for OPTO

Electronics Inc. and **ELENCO PRECISION**  
**ME** Maclin-Zand Electronics Ltd.  
38 Mount Pleasant, London WC1XOAP  
Tel. 01-837 1165  
Telex: 8953084 MACLIN G

WW - 104 FOR FURTHER DETAILS

WW - 105 FOR FURTHER DETAILS

# Simply ahead . .

## ILP'S NEW GENERATION OF HIGH



I.L.P. modular units comprise five power amplifiers, pre-amp which is compatible with the whole range, and the necessary power supply units. The amplifiers are housed and sealed within heatsinks all of which will stand up to prolonged working under maximum operating conditions.

With I.L.P. performance standards and quality already so well established, any advances in I.L.P. design are bound to be of outstanding importance — and this is exactly what we have achieved in our new generation of modular units. I.L.P. professional design principles remain — the completely adequate heatsinks, protected sealed circuitry, rugged construction and excellent performance. These have stood the test of time far longer than normally expected from ordinary commercial modules. So we have concentrated on improvements whereby our products will meet even more stringent demands such, for example, as those revealed by vastly improved pick-ups, tuners, loudspeakers, etc., all of which can prove merciless to an indifferent amplifier system. I.L.P. modules are for laboratory and other specialised applications too.

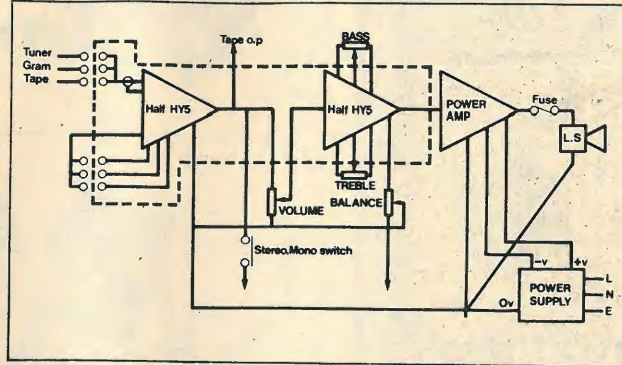

**PRODUCTS OF THE WORLD'S FOREMOST SPECIALISTS  
IN ELECTRONIC MODULAR DESIGN**



# and staying there

## PERFORMANCE MODULAR UNITS

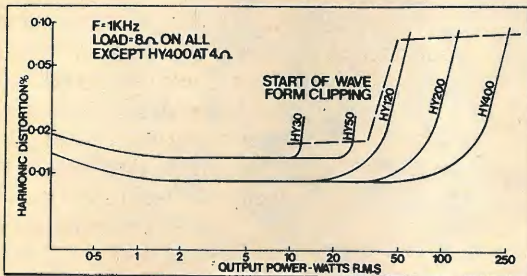
### HY5 PRE-AMPLIFIER



The HY5 pre-amp is compatible with all I.L.P. amplifiers and P.S.U.'s. It is contained within a single pack 50 x 40 x 15 mm. and provides multi-function equalisation for Magnetic/Ceramic/Tuner/Mic and Aux (Tape) inputs, all with high overload margins. Active tone control circuits; 500 mV out. Distortion at 1KHz-0.01%. Special strips are provided for connecting external pots and switching systems as required. Two HY5's connect easily in stereo. With easy to follow instructions.

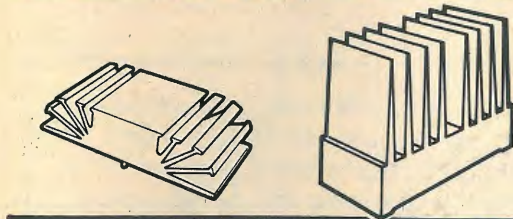
**£4.64 + 70p VAT**

### THE POWER AMPLIFIERS




Model	Output Power R.M.S.	Distortion Typical at 1KHz	Minimum Signal/Noise Ratio	Power Supply Voltage	Size in mm	Weight in gms	Price + V.A.T.
HY30	15 W into 8 Ω	0.02%	80dB	-20 -0- +20	105x50x25	155	<b>£6.34</b> + 95p
HY50	30 W into 8 Ω	0.02%	90dB	-25 -0- +25	105x50x25	155	<b>£7.24</b> + £1.09
HY120	60 W into 8 Ω	0.01%	100dB	-35 -0- +35	114x50x85	575	<b>£15.20</b> + £2.28
HY200	120 W into 8 Ω	0.01%	100dB	-45 -0- +45	114x50x85	575	<b>£18.44</b> + £2.77
HY400	240 W into 4 Ω	0.01%	100dB	-45 -0- +45	114x100x85	1,15Kg	<b>£27.68</b> + £4.15

Load impedance - all models 4 - 16 Ω  
 Input sensitivity - all models 500 mV  
 Input impedance - all models 100 K Ω  
 Frequency response - all models 10Hz - 45KHz - 3dB



### THE POWER SUPPLY UNITS



I.L.P. Power Supply Units are designed specifically for use with our power amplifiers and are in two basic forms - one with circuit panel mounted on conventionally styled transformer the other using toroidal transformer to halve weight and height.

PSU 36	for 1 or 2 HY30's	<b>£8.10</b> + £1.22 VAT
PSU 50	for 1 or 2 HY50's	<b>£8.10</b> + £1.22 VAT
PSU 70	with toroidal transformer for 1 or 2 HY120's	<b>£13.61</b> + £2.04 VAT
PSU 90	with toroidal transformer for 1 HY200	<b>£13.61</b> + £2.04 VAT
PSU180	with toroidal transformer for 1 HY400 or 2 x HY200	<b>£23.02</b> + £3.45 VAT
PSU 30	± 15V at 100ma to drive up to five HY5 pre-amps	<b>£4.50</b> + 68p VAT

**NO QUIBBLE  
 5 YEAR GUARANTEE  
 7-DAY DESPATCH ON ALL ORDERS  
 BUILT-IN PROTECTIVE CIRCUITRY  
 BRITISH DESIGN AND MANUFACTURE  
 FREEPOST SERVICE**  
 - see below

**ALL U.K. ORDERS DESPATCHED POST PAID**

#### HOW TO ORDER, USING FREEPOST SYSTEM

Simply fill in order coupon with payment or credit card instructions. Post to address as below but do not stamp envelope - we pay postage on all letters sent to us by readers of this journal.

Please supply . . . . . Total purchase price £ . . . . .

I enclose Cheque  Postal Orders  International Money Order

Please debit my Account/Barclaycard Account No. . . . .

NAME . . . . .

ADDRESS . . . . .

Signature . . . . .

**OLEP**  
**ELECTRONICS LTD.**  
 FREEPOST, 5 Graham Bell House, Roper Close  
 Canterbury, Kent CT2 7EP  
 Telephone (0227) 54778 Telex 905780

**Testing...  
Testing...  
Testing...**



**anywhere!**

### The FM/AM 1000s with Spectrum Analyser

A portable communications service monitor from IFR, light enough to carry anywhere and good enough for most two-way radio system tests. The FM/AM 1000s can do the work of a spectrum analyser, oscilloscope, tone generator, deviation meter, modulation meter, signal generator, wattmeter, voltmeter, frequency error meter—and up to five service engineers who could be doing something else!

For further information contact  
Mike Taylor



**FieldTech**

FieldTech Ltd.  
Heathrow Airport—  
London Hounslow  
TW6 3AF  
Tel: 01-759 2811  
Telex: 23734  
FLDTEC G

**IFR precision simulators**

WW — 051 FOR FURTHER DETAILS

**there are  
transformers  
and...**

**Drake  
Transformers**



OEM — let Drake Transformers advise you on a component specification and design to solve that special problem. Pre-production prototypes and development undertaken as necessary.

Well known over a quarter century for personal service and high-quality products, Drake specialise in the design and manufacture of transformers and other wound components for large and small quantity production.


Expertise and service put DRAKE TRANSFORMERS in a class of their own.

### DRAKE TRANSFORMERS LIMITED

South Green Works Kennel Lane  
Billericay Essex CM11 2SP  
Telephone: Billericay (02774) 51155  
Telex: 99426 (prefix Drake)

WW — 052 FOR FURTHER DETAILS

# Why Scopex?



4D-10B.

4S6

4D-25.

## There's a range of answers.

There's something every one of our scopes has in common. Great accuracy, tremendous reliability and keener pricing, plus free delivery on UK mainland.

Take the new 4D-10B. The fully stabilised power supply gives 3% accuracy. There's a XY facility using CMOS ICs for extra reliability, Z modulation for brightening or dimming the trace, 10MHz scan at full bandwidth over the full screen area, trace locate and TV field trigger. At £210.00\* it's astonishing value.

Or the 4D-25. A dual trace model with DC-25MHz bandwidth and 10mV/cm sensitivity. Signal delay allows you to trigger from and see the leading edge of any signal. Trigger level and slope are selected on one dual function control. 3% accuracy and still only £360.00\*.

Plus the 4S6 single beam 6MHz bandwidth model with easy to use controls. 10mV sensitivity and timebase range of 1 us to 100ms/cm. Lightweight, compact and a very good price. £144.00\*.

Return the coupon for full details of the range that gives you a lot more scope.

\*UK list price excluding VAT.



Scopex Sales,  
Pixmore Avenue, Letchworth, Herts SG6 1JJ.  
Tel: (04626) 72771.

Please send me full details of the Scopex range.

Name \_\_\_\_\_

Company \_\_\_\_\_

Address \_\_\_\_\_

\_\_\_\_\_

Tel: \_\_\_\_\_

WW 11/79

# SOUTHEAST ENGLAND'S ELECTRONICS CENTRE

## HIGH POWER TRANSFORMER TOROIDAL SPECIAL

Originally made for a massive 250 watt audio power AMP, this superb Toroidal Transformer features excellent regulation, low hum field, very conservative current rating and small physical size. A standard input of 240V A.C. and four separate secondary windings of 2 x 30V @ 4 amps each and 2 x 18 volts @ 1 amp each make it ideal for a host of applications including, high power amplifiers, servo drivers, power supplies, etc. etc. original cost over £15.00 each!

Dimensions: 4 1/2" x 2 1/2" **£9.50**  
Single bolt fixing + p.p.p. £1.60  
Note. Voltages measured off load.

## DATA STORAGE MEDIUMS

RACAL C10 "Supergrade" cassettes complete with library cases. 66p each 10 for £5.45  
VERBATIM 5 1/4" soft sectored mini disks £3.45 each 10 for £31.63

In stock now test equipment, microprocessors, teletypes, transformers, power supplies, scopes, sig. gen's, motors, peripheral equipment, I.C.'s, tools, components, variacs, keyboards, transistors, microswitches, V.D.U.'s sub-assemblies + thousands of other stock lines. Just a mere fraction of our vast range, is displayed below: 100's of bargains for callers.

## OPTO SMASH!

TIL 302/MAN 7 7 segment LED readout common anode direct drive (via resistors) from 7447 £1.10 each  
TIL 119/OC72 Darlington opto isolator 3 for £1.00  
TIL305 0.3" 7 x 5 matrix LED alphanumeric readouts £3.75 each.  
PHOTO TRANSISTOR Fairchild FPT-100 NPN silicon 30v 25ma. 4 for £1.00

## 4k x 12 RAM static Memory card

Complete 4K x 12 bit memory system on one PCB. This ex computer memory card contains all relevant decoding, read write and control logic for coupling to your M.P.U. or mini computer system. TTL in and out make interfacing a "cinch". We understand that by reading the outputs correctly, the memory can be organised as a 6K x 8! Features include fast 250ns max. access time. Standard +12v, -12v+5v power rails compact construction, non-volatile memory, data remains even when power switched off!  
Original cost over £800 each, supplied complete with full data and circuit manual, at an unbelievable price of **£39.95** P.P. £1.75  
Note: Memories are removed from working equipment but supplied untested, unguaranteed.

## HOW TO GET HERE

Victoria, London Bridge or Holborn Viaduct to Thornton Heath. 1 minute from Thornton Heath Station.

## MPU EXPERIMENTORS POWER SUPPLY

Once again we are very pleased to offer this superb Power Supply Unit, and hope to satisfy most of our previous customers who were disappointed when we sold out due to demand, last time they were advertised! These units may just have well been made for your lab., they consist of a semi-enclosed chassis measuring 160mm x 120mm x 35mm containing all silicon electronics to give the following fully regulated and short circuit proof outputs of:  
+5v @ 2amps D.C. +12v @ 800ma D.C.  
-12v @ 800ma D.C. +24v @ 350ma D.C.  
and if that's not enough a fully floating 5v output @ 50ma D.C. which may be seriesed to give a host of other voltages. All outputs are brought out to the front panel via miniature jack sockets and are also duplicated at the rear on short flying leads. Units accept standard 240v AC mains input. They are ex-GPO and may have minor scratches on the front panels, they are sold untested but in good internal condition. Our original price of £16.50 and the recent VAT increase makes these an absolute snip at only **£15.50** each + £2.25 P & P. Complete with circuit and component list.  
**HURRY WHILE STOCKS LAST!!**

**HY GRADE SMOOTHING CAPS**  
MULLARD - PLESSEY - MALLORY - SPRAGUE  
1500mf 100v 60p\* 13300mf 40v 50p  
3300mf 63v 70p\* 1mf 600v MYLAR 28p  
10,000mf 15v £1+ 22,000mf 16v £1.10+  
100mf 250v 45p 2100mf 20v £2.50+  
\*Ex equipment tested P.P. 40p

## SEMICONDUCTOR 'GRAB BAGS'

Amazing value mixed semiconductors, include transistors, digital, linear I.C.'s, triacs, diodes, bridge recs. etc. etc. All devices guaranteed brand new, full spec. with manufacturers markings, fully guaranteed.  
50 + BAG £2.95 100 + BAGS £5.15

## MUFFIN FANS

ideal equipment cooling etc. tested, ex-equipment.  
240v 50-60 HZ £6.15 + p.p. 45p  
110v 50-60 HZ £5.05 + p.p. 45p

## ELECTRONIC COMPONENTS & EQUIPMENT 66% DISCOUNT

Due to our massive bulk purchasing programme which enables us to bring you the best possible bargains, we have thousands of I.C.'s Transistors, Relays, Cap's, P.C.B.'s, Sub-assemblies, Switches, etc. etc. surplus to our requirements. Because we don't have sufficient stocks of any one item to include in our ads., we are packing all these items into the "BARGAIN PARCEL OF A LIFETIME". Thousands of components at giveaway prices! Guaranteed to be worth at least 3 times what you pay plus we always include something from our ads. for unbeatable value!! Sold by weight

71b £ 5.25 141b £ 7.95  
281b £13.75 561b £22.00  
PLEASE ADD P + P £1.25

## ISOLATED 240v 4 AMP & 10 AMP SOLID STATE RELAYS

Interface your MPU etc., with the outside world made by the famous "Astralux" Co. They consist of a miniature plastic module with mounting holes containing a reed relay for isolation, choke and triac. 12-20 volts D.C. at a few milliamperes enable on/off control of A.C. loads up to 10 amp! The 10 amp version should be mounted on a heatsink. 100's of uses including power control, lighting, etc. etc.  
Dimensions: 4 amp, 1 1/2" x 1" x 1 1/2" 10 amp, 1 1/2" x 1 1/2" x 1".  
4 amp £1.45 10 amp £2.10 complete with circuit

## DISPLAY I.C. AND TRANSISTOR BARGAINS NEVER CHEAPER

All I.C.'s and Transistors by well known manufacturers and fully guaranteed. No fall outs. Comprehensive data on I.C.'s 15p per type.  
2N4351 N channel MOS FET.  
2N4352 P channel MOS FET.  
60p each £1.00 per pair.  
HIGH VOLTAGE NPN POWER SWITCHING transistors BVcbo 600v BVceo 500v BVbeo 15v 1c 5 amp Pc 125 watts HFE 60 tp ft 2.5 mhz ideal invertors, etc. TO3 £1.60 each 4 for £5.40.  
BF258 NPN 250v @ 200ma 45p each 3 for £1.08.  
I.R. BSB01 2.5 amp 100v bridge rec. P.C. mount long leads 35p each 4 for £1.08.  
IN4998 4 amp 100v P.C. mount diodes long leads 14p each 10 for £1.10.  
LM309K +5v 1.2 amp regulator £1.10 each 6 for £5.35.  
2N1671B unijunction 450mw 30v 48p each 3 for £1.00.  
IN4004 SD4 1 amp 400v diodes 7p each 18 for £1.00.  
I.R. 12 amp BRIDGE RECS. 400 volt £1.25 each.

**POWER DARLINGTON SCOOP!**  
MJ1000 NPN 60v 90w 8 amps TO3 35p each  
2N6385 PNP 80v 100w 10 amps TO3 £1.25 each  
MJ4030 NPN 60v 150w 16 amps TO3 £2.25 each

**PLESSEY EDGE STACKABLE DECADE THUMBWHEEL SWITCHES.** Gold plated contacts dimensions 2" x 2" x 3/8" 85p each 8 for £5.35.  
**AMPHENOL 50Ω BNC** chassis socket single hole fixing 50p each.  
**AMPHENOL 50Ω BNC** plug 50p. 50Ω BNC plug right angled 60p.  
**C90 Audio Cassettes** screw type construction 45p each 3 for £1.00.  
**Bulbs 24v 14 watt** white frosted S.B.C. 8 for £1.00.  
**Bulbs 12v 100 watt** clear, base similar S.B.C. 45p each.

**S.B.C. Bulb Holders** All steel cad. plated panel mount easily fixed via nut and round hole, ideal disco displays, scoreboards, etc. 4 for £1.10.  
**Xtal filters** S.E.1 QC1121/B miniature low insertion loss P.C. mount. C.F. 10.7mhz with B.W. of 7.5khz 2000Ω imp in-out. Brand new @ £7.99.  
**Heavy Duty Flat Insulated Earth Braid** 100-200 amp braided tinned copper in heavy clear PVC sheath 50p per metre. £6 for 15 metres + PP £1 per 15 metres.  
**BULGIN** miniature 6 way male chassis mount socket and matching free plug 60p each, 2 for £1.10.  
**Red L.E.D.'s** full spec. 0.2" 14p each. 10 for £1.25.  
**Dynamic Stick Mics** 600Ω with built in on/off switch complete with lead and min. jack plug £1.15 each. 10 for £11.00.  
**TO5 HEATSINKS** "Thermaloy" black anodised press on aluminium finned type 18p each. 8 for £1.00.

**HARDWARE PACK** Don't be stuck for the right nut and bolt for the job. Pack contains B.A. Metric, Unified, Self Tap, etc. Nuts, Bolts, Screws, Washers, etc. in Brass Bronze and Steel. All steel items plated. Average contents 400-600 pieces.  
Sold by weight, **£2.65**  
2lb bag.

**MANY HUNDREDS OF TRANSFORMERS IN STOCK - SEND SAE FOR LIST**

**FEW ONLY**  
8 1/2" Floppy Disc Drives  
Excellent condition £195.00 + VAT  
Phone for more details.

**BARGAINS GALORE!**  
In our walk round Warehouse  
**NOW** open Monday to Saturday 9.30-5.30

**CRYSTALS**

FREQUENCY	CASE	PRICE
19.20 KHZ	B7G	£2.50
1.00 MHZ	HCB/U	£2.75
2.00 MHZ	HCB/U	£2.35
2.50 MHZ	B7G	£2.25
5.00 MHZ	HC18/U	£2.25
8.00 MHZ	HC18/U	£2.25
10.25 MHZ	HC18/U	£2.25
11.20 MHZ	HC18/U	£2.50
20.00 MHZ	HC18/U	£1.75
33.339 MHZ	HC18/U	£2.80

UAF1 Xtal 38.40 KHZ\*  
SAE for latest XTAL stock list.

## SCOOP OF THE YEAR HAZELTINE H1200 V.D.U. TERMINAL

Due to a fantastic bulk purchase, we are now able to offer this superb terminal at a price almost below the cost of manufacture! Features include: 12" screen, 55 key TTY keyboard, full ASCII, RS232 interface, adjustable baud rate 75 to 9600, 12 lines x 80 characters (upgradable to 24 x 80), cursor control, lower case option, plus many other features.

Brand new at only **£250** CARR. + VAT.  
FULL Technical Manual available

## POWER SUPPLY UNITS

**5 VOLT 2.5 AMP T.T.L. P.S.U.**  
Made for T.T.L. this compact ex computer systems unit features a 10 amp transformer with D.C. outputs of 5 volts @ 2.5 amps and 7.5 volts @ 5 amps. The 5 volt output is fully regulated and smoothed and has electronic current limiting. May be easily modded for 5 volts @ 7.8 amps, believed working but untested. 240v A.C. input  
Complete with circuit **£8.25** P.P. £1.60

## KEYBOARD



A special bulk purchase enables us to offer the above keyboard at a lowest ever price. 49 coded keys encoded into a direct TTL compatible 7 bit output. Features such as delayed strobe, 5 volt D.C. single rail operation and rollover protection make this an absolute must for the MPU constructor! Supplied complete with connection diagram and edge connector, at a secondhand **£20.00** + P.P. £1.60  
"no time to test" price of only

**SUPER CASED VERSION** Same as above spec. but housed in attractive two tone moulded, free standing case. Unit also includes an all TTL parallel to serial converter (no details) etc.  
**£27.50** + P.P. £1.85

## UNIVERSAL TOROID TRANSFORMER

Just what you have been waiting for, made for a major electronics co. this miniature toroidal transformer accepts 240v AC input and gives AC outputs of 0-10v @ 1.8 amps and 2 x 0-20v @ 750ma. Intended for an MPU supply of +5 and -12v, its small physical size of only 2 1/2" x 1 1/2" and negligible hum field make it a snip at only **£4.25** + pp 60p.

## HIGH EFFICIENCY SMITHS RADIAL BLOWERS

Are your hot parts sweltering? Then keep them cool with our high efficiency radial snail type blowers. Made by Smiths, designed for continuous use in expensive electronic equipment very powerful and quiet, gives massive air flow to prolong component life and reliability. Easily mounted, air aperture 2 1/2" x 3". Ideal liners etc.  
Please state 240v or 110v operation. 50hz only.  
**£4.55** P.P. £1.10

**ELECTRONICS**


Dept. W.W., 64-66 Melfort Rd., Thornton Heath, Surrey. Telephone: 01-689 7702

MAIL ORDER INFORMATION


Unless otherwise stated all prices inclusive of VAT. Cash with order. Minimum order value £2.00. Prices and Postage quoted for UK only. Where post and packing not indicated please add 30p per order. Bona Fide account orders minimum £10.00. Export and trade enquiries welcome. Orders despatched same day where possible. Access and Barclaycard Visa welcome.

## J. L. Linsley-Hood High Quality Cassette Recorders

### LINSLEY-HOOD CASSETTE RECORDER 1



We are the Designer Approved suppliers of kits for this excellent design. The Author's reputation tells all you need to know about the circuitry and Hart expertise and experience guarantees the engineering design of the kit. Advanced features include: High quality separate VU meters with excellent ballistics. Controls, switches and sockets mounted on PCB to eliminate difficult wiring. Proper moulded escutcheon for cassette aperture improves appearance and removes the need for the cassette transport to be set back behind a narrow finger trapping slot. Easy to use, robust Lenco mechanism. Switched bias and equalisation for different tape formulations. All wiring is terminated with plugs and sockets for easy assembly and test. Sophisticated modular PCB system gives a spacious, easily built and tested layout. All these features added to the high quality metalwork make this a most satisfying kit to build. Also included at no extra cost is our new HS15 Sendust Alloy record/play head, available separately at £7.60 plus VAT, but included FREE as part of the complete kit at £81.60 plus VAT. REPRINTS of the 3 articles describing this design 45p No VAT. REPRINT of Postscript article 30p No VAT.



VFL 910. Vertical front loading Super Hi-fi deck, as used in our new Linsley-Hood Cassette Recorder 2. £31.99 + VAT. Set of knobs £1.46 + VAT.

### LENCO CASSETTE MECHANISMS

We hold stocks of a range of Lenco tape transports for all uses, we can also supply spare parts. For example: CRV Motors complete £4.00 plus VAT. CRV Drive Belts 90p plus VAT.

### CASSETTE HEADS

A large range of cassette heads for domestic, industrial and audio visual purposes is available from us. The very best stereo head that we can find is our HS15 Sendust Alloy Super Head. This has an even better high frequency response than our HS14 which it replaces. Unlike cheaper and ferrite types this excellent high frequency performance is combined with a high output, thus maintaining the best possible signal to noise ratio. Price £7.60 plus VAT.

4-TRACK Record/play head. Scans all 4 tracks on cassette tape. Suitable for auto-reverse mechanisms, film sync, quadrophonics and many other purposes. Standard impedance £7.40 plus VAT.

Full details of these and other heads are in our lists.

ALL UK ORDERS ARE POST FREE

Please send 9x4 SAE for lists giving fuller details and price breakdowns.

# HART ELECTRONICS

Instant easy ordering, telephone your requirements and credit card number to us on Oswestry (0691) 2894

### LINSLEY HOOD CASSETTE RECORDER 2

Our new improved performance model of the Linsley Hood Cassette Recorder incorporates our VFL 910 vertical front mechanism and circuit modifications to increase dynamic range. Board layouts have been altered and improved but retain the outstandingly successful mother and daughter arrangement used on our Linsley Hood Cassette Recorder 1.

This latest version has the following extra features: Ultra low wow-and-flutter of .09% — easily meets DIN Hi-fi spec. Deck controls latch in rewind modes and do not have to be held. Full Auto stop on all modes. Tape counter with memory rewind. Oil damped cassette door. Latching record button for level setting. Dual concentric input level controls. Phone output. Microphone input facility if required. Record interlock prevents re-recording on valued cassettes. Frequency generating feedback servo drive motor with built-in speed control for thermal stability. All these desirable and useful features added to the excellent design of the Linsley-Hood circuits and the quality of the components used makes this new kit comparable with built-up units of much higher cost than the modest £94.90 + VAT we ask for the complete kit.

## SUPER BARGAIN OFFER LENCO FFR CASSETTE DECK

For those who missed our recent bargain CT4s we now are delighted to be able to offer Brand New Lenco FFR Decks complete with motor speed and auto-stop control board fitted and tested. These will operate with any supply between 9 and 16 volts. This deck can be used for both record and playback applications and is fitted with an erase head. A mono record/play head is fitted and we can supply an extra stereo head, if ordered with the deck at the very special price of £2 plus VAT. We also supply, with each deck and completely FREE, one of our specially moulded escutcheons. This deck would normally cost about £25 but we are able to offer them, while they last, at only £9.99 plus VAT.



### CASSETTES

Our laboratory tests on recorders made us realise how important the choice of cassette is. Wow and flutter is obviously affected by the quality of the housing but the performance differences caused by the tape are enormous. It is possible to record a signal at the same level on two different cassettes one of which will replay at a VU level 10db higher than the other. Poor tape can also lose all signals above 8kHz! These tests enable us to offer what we think is the best value available. The tape is a Super Ferric High Energy Low noise formulation.


C90 85p  
C60 65p

Complete with library case and index card.

C1035 Complete in library case. Suitable for Micro Programming.

### BAILEY 30 WATT AMPLIFIER

We have now completed our redesign of this popular amplifier to make it as easy to build as our latest kits. The power amplifiers are complete modules plugging into a power supply master board, all possible wiring has been eliminated but faith has been maintained with the existing metal work to enable owners to update if they wish. Send for full details in our list.



## Penylan Mill, Oswestry, Salop

Personal callers are always welcome but please note we are closed all day Saturday

## STEREO DISC AMPLIFIER 3

A reference amplifier for disc monitoring and transfer when replay signals of the highest quality are required.



Please ring or write for six page specification leaflet.

**Dominus** P.O. Box 1.  
Cranleigh, Surrey GU6 7JF. Tel. 04866 6477

# At last...

## A REALLY RELIABLE IN-CIRCUIT TRANSISTOR TESTER THAT WORKS!

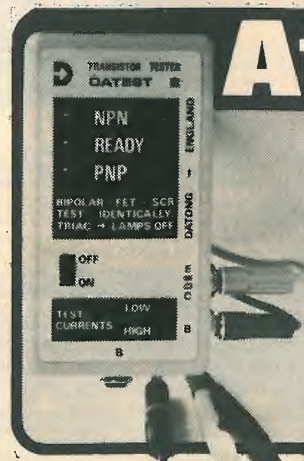
Previous Testers have been too easily fooled by low ohm impedances resulting in false alarms on perfectly sound transistors. Designed for fast IN-CIRCUIT testing the new DATONG DATEST 2 tests transistors, FETs, SCRs and Triacs even when shunted by resistors as low as 20 ohms!

Automatic NPN/PNP indication, foolproof three-LED display, and unique test probes allow a very high rate of testing even by unskilled users. Very competitive price includes probes and the DATEST 2 is available from stock. Full data sheet free on request.

ONLY £45 COMPLETE + 15% VAT

**DATONG ELECTRONICS LIMITED**  
Spence Mills, Mill Lane, Bramley  
Leeds LS13 3HE  
Telephone: Pudsey (0532) 552481

WW — 047 FOR FURTHER DETAILS



# ELECTRONIC KITS OF DISTINCTION FROM

# POWERTRAN

## DE LUXE EASY TO BUILD LINSLEY-HOOD 75W STEREO AMPLIFIER £99.30 + VAT




This easy to build version of our world-wide acclaimed 75W amplifier kit based upon circuit boards interconnected with gold plated contacts resulting in minimal wiring and construction delightfully straightforward. The design was published in Hi-Fi News and Record Review and features include rumble filter, variable scratch filter, versatile tone controls and tape monitoring whilst distortion is less than 0.01%.

## WIRELESS WORLD FM TUNER £70.20 + VAT

A pre-aligned front-end module makes this Wireless World published design very simple to construct and adjust without special instruments. Features include an excellent a.m. rejection push-button station selection as well as infinitely variable tuning and a phase locked loop stereo decoder, incorporating active filters for "birdy" suppression.


## LINSLEY-HOOD CASSETTE DECK £79.60 + VAT

This design, published in Wireless World, although straightforward and relatively low cost provides a very high standard of performance. There are separate record and replay amplifiers and switchable equalisation together with a choice of bias levels are also provided. The mechanism is the Goldring-Lenco CRV with electronic speed control.



# TRANSCENDENT 2000 SINGLE BOARD SYNTHESIZER

As featured in *Electronics Today International*



Cabinet size 24.6"x15.7"x4.8" (rear) 3.4" (front)

The kit includes fully finished metalwork, fully assembled solid teak cabinet, filter sweep pedal, professional quality components (all resistors either 2% metal oxide or 1/2% metal film!) and it really is complete — right down to the last nut and bolt and last piece of wire! There is even a 13A plug in the kit — you need buy absolutely no more parts before plugging in and making great music! Virtually all the components are on the one professional quality fibre glass PCB printed with component locations. All the controls mount directly on the main board, all connections to the board are made with connector plugs and construction is so simple it can be built easily in a few evenings by almost anyone capable of neat soldering! When finished you will possess a synthesizer comparable in performance and quality with ready built units selling for between £500 and £700!

**COMPLETE KIT ONLY**  
**£172.00 + VAT!**

Comprehensive handbook supplied with all complete kits! This fully describes construction and tells you how to set up your synthesizer with nothing more than a multi-meter and a pair of ears!

## CHROMATHEQUE 5000 5-CHANNEL LIGHTING EFFECTS SYSTEM

This versatile system featured as a constructional article in *ELECTRONICS TODAY INTERNATIONAL* has 5 frequency channels with individual level controls on each channel. Control of the lights is comprehensive to say the least. You can run the unit as a straightforward sound-to-light or have it strobe all the lights at a speed dependent upon music level or front panel control setting or use the internal digital circuitry which produces some superb random and sequencing effects. Each channel handles up to 500W and as the kit is a single board design wiring is minimal and construction very straightforward.

Kit includes fully finished metalwork, fibreglass PCB, controls, wire, etc. — Complete right down to the last nut and bolt!

**COMPLETE KIT ONLY**  
**£49.50 + VAT**



Panel size 19.0"x3.5". Depth 7.3"

## MPA200 100W MIXER/AMPLIFIER

Featured as a constructional article in *Electronics Today International* the MPA 200 is an exceptionally low-priced but professionally finished general purpose, rugged, high-power amplifier which has an adaptable range of inputs such as disc, microphone, guitar, etc. There are 3 wide range tone controls and a master volume control. Mechanically the design is simplicity in the extreme with minimal wiring making construction very straightforward. Kit includes fully finished metalwork, fibreglass PCB's, controls, wire, etc. — Complete right down to the last nut and bolt!



Panel size 19.0"x3.5". Depth 7.3"


**COMPLETE KIT ONLY**  
**£49.90 + VAT**

All kits also available as separate packs (e.g. P.C.B. component sets, hardware sets, etc.). Prices in **FREE CATALOGUE**.


ASCENSION ISLAND YUGOSLAVIA UNITED STATES OF AMERICA JORDAN GREECE INDIA GUYANA PORTUGAL FALKLAND ISLANDS UNITED ARAB EMIRATES JAMAICA HOLLAND KENYA

IRE SAUDI ARABIA NEW ZEALAND NORWAY SINGAPORE ICELAND SWEDEN MALAYA INDONESIA BRAZIL SWITZERLAND ZAMBIA GIBRALTAR CHILE SPAIN

# T20 + 20 AND T30 + 30 20W, 30W AMPLIFIERS



## WWII TUNER



**SPECIAL PRICE FOR COMPLETE KIT £47.70 + VAT**

AVAILABLE AS SEPARATE PACKS — PRICES IN OUR FREE CATALOGUE

Following the success of our **Wireless World FM Tuner Kit** this cost reduced model was designed to complement the **T20+20** and **T30+30** amplifiers and the cabinet size, front panel format and electrical characteristics make this tuner compatible with either.

Designed by Texas engineers and described in *Practical Wireless*, the Texan was an immediate success. Now developed further in our laboratories to include a Toroidal transformer and additional improvements, the slimline **T20+20** delivers 20W rms per channel of true Hi-Fi at exceptionally low cost. The **easy to build** design is based on a single F/Glass PCB and features all the normal facilities found on quality amplifiers including scratch and rumble filters, adaptable input selector and headphones socket. In a follow-up article in *Practical Wireless* further modifications were suggested and these have been incorporated into the **T30+30**. These include RF interference filters and a tape monitor facility. Power output of this model is 30W rms per channel.

### SPECIAL PRICES FOR COMPLETE KITS

**T20+20 KIT PRICE £33.10 + VAT**

**T30+30 KIT PRICE £38.40 + VAT**

AVAILABLE AS SEPARATE PACKS — PRICES IN OUR FREE CATALOGUE

### POWERTRAN SFMT TUNER



**PRICE FOR COMPLETE KIT £35.90 + VAT**

AVAILABLE AS COMPLETE KIT ONLY

This is a simple, low cost design which can be constructed easily without special alignment equipment but which still gives a first-class output suitable for feeding any of our very popular amplifiers or any other high quality audio equipment. A phase-locked-loop is used for stereo decoding and controls include switchable afc, switchable muting and push-button channel selection (adjustable by controls on the front panel). This unit matches well with the **T20+20** and **T30+30** amplifiers.

# NEW!


Another superb design by synthesizer expert Tim Orr!

# TRANSCENDENT DPX

As featured in *Electronics Today International* August, September, October, 1979 issues

## DIGITALLY CONTROLLED, TOUCH SENSITIVE, POLYPHONIC, MULTI-VOICE SYNTHESIZER

The Transcendent DPX is a really versatile new 5 octave keyboard instrument. There are two audio outputs which can be used simultaneously. On the first there is a beautiful harpsichord or reed sound — fully polyphonic i.e. you can play chords with as many notes as you like. On the second output there is a wide range of different voices, still fully polyphonic. It can be a straightforward piano or a honky tonk piano or even a mixture of the two! Alternatively you can play strings over the whole range of the keyboard or brass over the whole range of the keyboard or should you prefer — strings on the top of the keyboard and brass at the lower end (the keyboard is electronically split after the first two octaves) or vice versa or even a combination of strings and brass sounds simultaneously. And on all voices you can switch in circuitry to make the keyboard touch sensitive? The harder you press down a key the louder it sounds — just like an acoustic piano. The digitally controlled multiplexed system makes practical sensitivity with the complex dynamics law necessary for a high degree of realism. There is a master volume and tone control, a separate control for the brass sounds and also a vibrato circuit with variable depth control together with a variable delay control so that the vibrato comes in only after waiting a short time after the note is struck for even more realistic string sounds.



Cabinet size 36.3"x15.0"x5.0" (rear) 3.3" (front)  
Also available as separate packs — prices in free catalogue

**COMPLETE KIT ONLY £365.00 + VAT!**

To add interest to the sounds and make them more natural there is a chorus/ensemble unit which is a complex phasing system using CCD (charge coupled device) analogue delay lines. The overall effect of this is similar to that of several acoustic instruments playing the same piece of music. The ensemble circuitry can be switched in with either strong or mild effects. As the system is based on digital circuitry data can be easily taken to and from a computer (for storing and playing back accompaniment with or without pitch or key change, computer composing etc., etc.) and an interface socket (25 way D type) is provided for this purpose.

Although the DPX is an advanced design using a very large amount of circuitry, much of it very sophisticated, the kit is mechanically extremely simple with excellent access to all the circuit boards which interconnect with multiway connectors, just four of which are removed to separate the keyboard circuitry and the panel circuitry from the main circuitry in the cabinet.

The kit includes fully finished metalwork, solid teak cabinet, professional quality components (all resistors 2% metal oxide), nuts, bolts, etc., even a 13A plug — you need buy absolutely no more parts before plugging in and making great music! When finished you will possess an instrument comparable in performance and quality with ready-built units selling for over £1200!

## EXPORT A SPECIALITY!

Our Export Department can readily despatch orders of any size to any country in the world. Some of the countries to which we sent kits last year are shown in this advertisement. To assist in estimating postal costs our catalogue gives the weights of all packs and kits. This will be sent free on request, by airmail, together with our "Export Postal Guide" which gives current postage prices. There is no minimum order charge. Prices the same as for U.K. customers but no Value Added Tax charged. Postage charged at actual cost plus 50p documentation and handling. Please send payment with order by Bank Draft, Postal Order, International Money Order or cheque drawn on an account in the U.K. Alternatively for orders over £500 we will accept Irrevocable Letter of Credit payable at sight in London.

**Value Added Tax not included in prices  
UK Carriage FREE**

**PRICE STABILITY.** Order with confidence! Irrespective of any price changes we will honour all prices in this advertisement until December 31st, 1979, if this month's advertisement is mentioned with your order. Errors and VAT rate changes excluded.

**U.K. ORDERS.** Subject to 15% surcharge for VAT. No charge is made for carriage. \* Or current rate if charged.

**SECURICOR DELIVERY:** For this optional service (U.K. mainland only) add £2.50 (VAT inclusive) per kit.

**SALES COUNTER:** If you prefer to collect your kit from the factory, call at Sales Counter. Open 9 a.m.-4.30 p.m. Monday-Thursday.

**QUALITY:** All components are brand new first grade full specification guaranteed devices. All resistors (except where stated as metal oxide) are low noise carbon film types. All printed circuit boards are fibreglass, drilled roller tinned.

**FOR FURTHER INFORMATION PLEASE WRITE OR TELEPHONE FOR OUR FREE CATALOGUE**

# POWERTRAN ELECTRONICS

PORTWAY INDUSTRIAL ESTATE  
ANDOVER HANTS SP10 3NN

ANDOVER  
(0264) 64455

MUSCAT & OMAN  
FRANCE  
DENMARK  
GAMBIA  
AUSTRALIA  
HONG KONG  
NAURU  
GERMANY  
TUNISIA  
LUXEMBOURG  
NIGERIA  
FINLAND  
AFRICA  
SOUTH AFRICA  
CZECHOSLOVAKIA  
AUSTRIA

NEW GUINEA  
ISRAEL  
GUERNSEY  
CYPRUS  
BELGIUM  
UGANDA  
BRUNEI  
TRINIDAD  
SOUTH WEST AFRICA  
ITALY  
JAVA  
SIERRA LEONE  
WINWARD ISLANDS  
CANADA  
MALTA

Largest range of quality components in the U.K. - over 8,000 types stocked



Head Office and Mail Order to Dept. P.W. A. Marshall (London) Ltd., Kingsgate House, Kingsgate Place, London NW6 4TA. Tel: 01-624 0805. Telex: 21492.

Retail Sales: London; 40 Cricklewood Broadway, NW2 3ET. Tel: 01-452 0161/2 ALSO 325 Edgware Road, W2. Tel: 01-723 4242. Glasgow: 85 West Regent Street, G2 2QD. Tel: 041-332 4133 AND Bristol: 108A Stoke's Croft, Bristol. Tel: 0272 426801/2.

Table with columns for TRANSISTORS, TRIACS, THYRISTORS, DIODES, and various component types with their respective part numbers and prices.

NEW 1979 CATALOGUE: 48 page catalogue, largest range, quality components from franchised suppliers available in UK. All VAT inclusive prices. Over 8,500 item items plus lots more. 50p post paid or 40p to callers at any of our branches.

Microcomputer Mail Order advertisement for Microdigital Limited, featuring a circular logo with 'LIVERPOOL 11 5AM 28 AUG 1979' and 'GREAT BRITAIN'.

Advertisement for ELMAC 4810 4" CRT 5MHz SCOPE and RADAT 3106C 5" CRT 10MHz SCOPE, including technical specifications and contact information for Kramer & Co.





# READ THE NEW NEWS BEFORE IT BECOMES OLD NEWS.

Company news changes fast in the electronics industry - but it can't outpace Electronics Weekly. Mergers, new projects, major policy changes, the battles for markets... the whole electronics business scene is covered week by week; and interviews with leading industrialists provide insights into the way the top companies are developing their business.

You couldn't have a more valuable briefing on the company situation - but its value obviously depreciates if you receive Electronics Weekly late, and are the last to know about developments that may vitally affect your business and your customers.

For only 10p a week you could see Electronics Weekly ahead of everyone. Fill in and post this coupon... and news about your industry will always be new!

To: Subscription Department, IPC Business Press Ltd.,  
 Oakfield House, Perrymount Road, Haywards Heath, Sussex.  
 Please send me Electronics Weekly for a year. I enclose cheque/p.o.  
 for UK £6 (inclusive of p. & p.) Overseas \$15.60, payable to  
 IPC Business Press Ltd.

Name \_\_\_\_\_

Address \_\_\_\_\_

\_\_\_\_\_

\_\_\_\_\_

WW

## Electronics Weekly

# ELECTRO-TECH COMPONENTS LTD.

## 364 EDGWARE ROAD, LONDON, W.2. TEL: 01-723 5667

### TE20D R.F. SIGNAL GENERATOR



Accurately covers 120 KCS. To 500 MCS in 6 bands. Directly calibrated. Variable R.F. Attenuator 240V AC. Dimensions: 140 x 215 x 170mm.

**£52.95**  
P.&P. £1.25



**Y7206 EN**  
**20,000 OPV**  
AC Volts: 0-10, 50, 250, 500, 1000.  
DC Volts: 0-0.5, 5, 25, 125, 250, 500, 1000.  
DC Current: 0-0.05, 5, 250 mA.  
Resistance: 0-3k ohms, 300k ohms, 3 meg ohms.  
Decibels: -20 - +63 db.  
Dims: 127 x 90 x 32 mm.  
**£10.95** P.&P. 75p



**IT 1/2 20,000 OPV**  
AC Volts: 0 to 10, 50, 100, 500, 1000.  
DC Volts: 0 to 5, 25, 50, 250, 500, 2500.  
DC current 0 to 50 uA.  
25 mA, 250 mA.  
Resistance: 0 to 6k ohms, 6 meg ohms.  
Decibels: -20 to +22 db.  
Capacitance: 10 pf, 0.01 uf, 0.1 uf.  
Size: 4 1/2 x 3 1/4 x 1 inch.  
**£10.95**  
P.&P. 75p



**TMK500**  
**30,000 OPV**  
A sturdy and reliable instrument. Has internal buzzer. AC Volts: 0 to 2.5, 10, 25, 100, 250, 500, 1000.  
DC Volts: 0 to 0.25, 1, 2.5, 10, 25, 100, 250, 1000. DC current: 0 to 50 uA, 5 mA, 50 mA, 12 amp.  
Resistance: 0 to 6k, 60k, 6 meg, 60 meg.  
Decibels: -20 to +56 db.  
Short test: Internal buzzer.  
Size: 160 x 110 x 55 mm.  
**£20.50**. P.&P. 75p



**TX17**  
**TR18 GRID DIP METER**  
"TRADIPER". Covers 440 KCS to 280 MCS in 6 ranges. 6 coils supplied. Chief applications:  
(a) Measuring tuning frequencies.  
(b) Oscillating frequency circuit measured without oscillation.  
(c) Earphone monitoring - Heterodyne frequency meter.  
(d) Frequency meter.  
(e) Substitution as a test oscillator.  
(f) Relative field strength meter.  
Dims: 150 x 80 x 45 mm.

**SPECIAL OFFER OF NICKEL CADMIUM BATTERIES**  
These batteries are virtually indestructible. Can be recharged, short-circuited, or left uncharged for long periods without deterioration. Each cell is in a polystyrene container and in an outer wooden casing with lid for laboratory or industrial use.  
Each cell is 1.2V E.M.F.  
Approx. average size of single cell in wood case is 10mm high x 5mm x 3 1/4mm.  
The batteries are new and unused, and offered at approx. 40% of current list prices.  
Items 1, 2 and 3 are with solid electrolyte. Items 4, 5, 6, 7 and 8 are with liquid electrolyte (will not spill in transit).

**LIMITED QUANTITY ONLY**

Type	1 Cell 10 AH	... £9.75 P&P £1.00	5 Cell 23 AH	... £42.50 P&P £3.50
	2 Cell 10 AH	... £33.00 P&P £2.50	6 Cell 32 AH	... £22.50 P&P £2.50
	3 Cell 18 AH	... £10.50 P&P £1.00	7 Cell 23 AH	... £11.50 P&P £1.50
	4 Cell 32 AH	... £13.50 P&P £1.50	8 Cell 23 AH	... £19.50 P&P £2.50

Please add 15% VAT to all orders  
Callers welcome  
We are open 9 a.m. - 6 p.m. Mon-Sat.  
We carry a very large selection of electronic components and electro-mechanical items.  
Special quotations on quantities.

**ROTARY STUD SWITCH**  
PLESSEY 30-way, 2 bank.  
Single pole. Contacts 1 amp 240V, AC/DC. 0.05Ω res.  
Make before break. Stop infinitely adjustable allowing for any desired arc of travel. Ideal for instrument and model switching. Size 2 1/2" dia. overall x 2 1/4" deep plus 1 1/4" x 1/4" dia. spindle.  
**£3.25** P.&P. 50p

**BENDIX MAGNETIC CLUTCH**  
Superb example of electro-mechanics. Main body in two sections, coil section fixed with 1/2" sleeve, drive section rotating on outer perimeter. Uniting plate has 1/4" ID bearing concentric with main section and 18-tooth cog wheel. Extremely powerful transmission. 24V D.C. 240 m/a.  
Dozens of uses in Home, Farm, Workshops & Lab.  
**£4.75** P.&P. 75p

**HERE IT IS! THE BRAND NEW 8022A HAND-HELD DMM**  
Consider the following features:  
6 resistance ranges from 200 ohm - 20 mohm.  
8 current ranges from 2mA-2A AC/DC.  
10 voltage ranges from 200 mv - 1000v DC, 200 mc - 750V AC.  
Pocket size—weighing only 370 gms.  
Full overload protection—will withstand 6kv spikes.  
Rugged construction—virtually indestructible.  
Meets tough military specs—drop proof.  
In line push-button operation for single-handed use.  
Incorporates low power CMOS chip for low power consumption.  
All this plus a 2-year full guarantee.  
**For only £89.00**  
Carriage and insurance £3.00

Even more sophisticated the Fluke 8020A. Identical in most respects to the 8022A but in addition incorporates a conductance range from 2mS-200nS.  
**£112.00**  
Carriage and Insurance £3.00  
A handsome soft carrying case is available for the 8020A and 8022A at £7.00

**OFF THE SHELF DELIVERY ON THESE**  
**FLUKE**  
**DIGITAL MULTIMETERS**  
The following accessories are in stock now

Y8008 Touch and Hold Probe	£18.00
80K-40 High Voltage Probe	£48.00
811F HF Probe to 100 MHz	£32.00
80T-150C Temperature Probe (C)	£55.00
801-600 Clamp-on AC Current Probe	£50.00

**8010A AND 8012A BENCH MODEL D.M.M.s**  
The 8010A is a general purpose, bench/portable digital multimeter with more functions and features than ever offered for such a low price. Its companion, the 8012A, has identical characteristics except that it has two additional low resistance ranges, 2Ω and 20Ω to replace the 8010A's 10 ampere current range.  
The 8010A and 8012A feature:  
10 voltage ranges from 200mv - 1000v dc, 200mv - 75v ac.  
3 conductance ranges from 2mS - 200 nS.  
6 resistance ranges from 200Ω - 20MΩ - the 8012A has two additional resistance ranges 2Ω and 20Ω.  
10 current ranges from 200μA - 2A AC/DC - the 8010A has two additional current ranges 10A AC and 10A DC.  
**8010A £159.00 8012A £179.00**  
Carriage and Insurance £3.00  
8010A is also available with two rechargeable Nicad size C batteries installed in option -01 at £178.00.

**Samson's (ELECTRONICS) LTD.**  
**9 & 10 CHAPEL ST., LONDON, N.W.1**  
**01-723 7851 01-262 5125**  
**ADJACENT TO EDGWARE ROAD MET. LINE STATION**

**PLEASE ADD 15% TO ALL ORDERS INC. CARR.**

**CURRENT RANGE OF NEW L.T. TRANSFORMERS OPEN TYPE TAG CONNECTIONS ALL PRIMARIES 220-240V**

Type	Sec Taps	Amps	Price	Carr
1	24-30-40-48-60V	12	£31.48	£2.00
2	24-30-40-48-60V	10	£27.58	£2.00
3	24-30-40-48-60V	8	£23.48	£1.75
4	24-30-40-48-60V	5	£19.75	£1.75
5	24-30-40-48-60V	2	£7.30	£1.00
6	24-30-40-48-60V	2	£7.30	£1.00

6-8-10-12-16-18-20-24-36-40-48-60V  
CAN BE OBTAINED FROM THE ABOVE RANGE

7	19-25-33-40-50V	10	£27.58	£2.00
8	19-25-33-40-50V	6	£18.75	£1.50
9	19-25-33-40-50V	3	£10.35	£1.25
10	19-25-33-40-50V	2	£7.35	£1.00

5-7-9-10-13-15-17-20-25-30-40-50V  
OR 25-0-25V OR 20-0-20V CAN BE OBTAINED FROM THE ABOVE RANGE

11	12-15-20-25-30V	10	£16.45	£1.75
12	12-15-20-25-30V	5	£9.45	£1.25
13	12-15-20-25-30V	2	£5.35	£1.00

3-4-5-6-8-9-10-12-15-18-20-24-30V  
OR 12-0-12V OR 15-0-15V CAN BE OBTAINED FROM THE ABOVE RANGE

14	12-24V	12V 60A, 24V 30A	£32.50	£3.00
15	12-24V	12V 30A, 24V 15A	£16.85	£2.00
16	12-24V	12V 20A, 24V 10A	£13.35	£2.00
17	12-24V	12V 10A, 24V 5A	£7.95	£1.00
18	12-24V	12V 4A, 24V 2A	£3.95	£1.00

**HEAVY DUTY OF TRANSFORMERS**  
Type OT28EL 100 watts, 3.75V, 7.5V, 15V, 1.75k CT, 4 EL34, 3x250 m/a dc max, **£13.85**, pp £1.25. Type OT29EL 50 watts, 3.75V, 7.5V, 15V, 3.5k CT, rated 2x 125m/a dc max, **£8.75**, pp £1.

**LOW POWER L.T. TRANSFORMERS CLAMPED OPEN FRAME. TAG CONNECTIONS. ALL PRIMARIES 240V**

Type	Sec Taps	Amps	Price	Postage
1	15v twice	200 m/a ea.	£2.00	75p
2	6V twice	500m/a ea.	£2.00	75p
3	6V twice	4 amps ea.	£3.95	£1
4	3-9V twice	1 amp ea.	£2.75	75p
5	6V twice	1 1/2 amp ea.	£2.75	75p
6	12-0-12V	12VA	£2.00	75p
7	15-24-30V	2 amps	£4.75	£1
8	28V twice	1.3 amps ea.	£4.75	£1
9	15-0-15V	60VA	£3.75	£1
10	12V	4 amps	£4.75	£1
11	12V	1 1/2 amps	£2.00	75p

**AUTO STEPDOWN TRANSFORMERS FOR AMERICAN EQUIPMENT 240-110V 80-2250 WATTS**  
Fully shrouded, fitted with American two or three pin outlet and three core 240V mains lead. Send see for latest price list. American plugs, sockets, adaptors also available. Open frame types. Tag connections by famous makers, fraction of list price, tapped 240-220-200-120-110-100V, 750 watts, £12.00 carr £2. 500 watts £8.25 carr £2. 90 watts 240-110V, wire ended £3.95 pp £1.

**HEAVY DUTY ISOLATION TRANSFORMERS 240-240V OR 240-110V UP TO 15 AMPS**  
Large selection available, all by famous makers, fraction of list price. Please telephone us for further details.

**E.M.T. TRANSFORMERS**  
CUMBERNAULD Pri. tapped 240-260-285-300-315-330-350-387V Sec. 2500V 0.1 1A. Open frame terminal board connections, fraction of maker's price £15 carr £3. PARMEKO potted type Pri. 220-240V Sec. 1875V 60 m/a and 500V 31 m/a. **£5.95** carr £2. GRESHAM open type terminal board connections Pri. 240V Sec. 2300V 10 m/a and 6.3V 1.5A **£4.50** carr £1.50.

**SPECIAL PURCHASE BY FAMOUS MAKERS**  
**L.T. TRANSFORMERS IDEAL FOR UP-TO-DATE POWER SUPPLY CIRCUITS**  
No 1 GRESHAM Pri. 240V Sec. 43v 3 amps. Fully tropicalised. Open type wire connections **£3.95** pp 75p. No 2 HINGHLEY Pri. 240V Sec. 33v 5 amps and 18-0-18v 1A. Tropicalised open frame. Wire connections. Two in series will give 33-0-33v 5A and 18-0-18v 2A **£3.95** each, pp 75p. No 3 PARMEKO Pri. 240V Sec. 30v 5A and 12v 2.2 amps. Table top connections **£4.95** pp £1. No 4 AEG open type tag board connections Pri. 220-240V. Sec. 10v 13.8A and 22.8v 10.5A **£8.50** carr £2. No 5 'C' core tag board connections Pri. 220-240V Sec. 27v, 9v, 3v, 1v separate windings. 10 amps each £8 carr £1.50. No 6 Pri. 120-240V Sec. 60-0-60v 10A open type cable lead connections, size 6x8x5in **£19.50** carr £3. No 7 Pri. 220-240V Sec 36v 6A. Open type, tag board connections **£7.50** carr **£1.50**, two will give 36-0-36v 6 amps **Special offer for two £15** inc carriage.

**L.T. TRANSFORMERS NEW SURPLUS FAMOUS MAKERS. FRACTION OF MAKER'S PRICE**  
Limited number £4 No 3 Pri. 115-220-240V. Sec. 9v 2A and 9v 1A open type terminal block connections **£2.50** pp £1. No 4 Pri. 230V Sec. 80v 1A open type tag board connections **£3.00** pp £1. No 5 Pri. 120-240V Sec. 13v 3A and 15v 1A open type terminal block connections **£3.00** pp £1. No 6 Pri. 240V Sec. 30v 5.5A and 12v 2.2A open type table top connections **£5.75** carr £1.50. No 7 Pri. 230V sec tapped 24-30-32v 2A potted type **£3.00** pp £1. No 8 Pri. 220-240V. Sec. 6v 1A twice shrouded GPO type **£2.00**.

**AEI 20 AMP CONTACTORS BRAND NEW BOXED FRACTION OF MAKER'S PRICE**

Type	Coil voltage	Contacts	Price
0652	415VAC	3M 1B	£1.50
0655	415VAC	4M 1B	£1.50
0648	110VAC	4M 4B	£1.50
0650	110VAC	6M 2B	£1.50
0653	110VAC	4M	£1.25
0654	110VAC	2M 2B	£1.25
0651	110VAC	3M 1B	£1.25
0649	42VAC	6M 2B	£1.50
0647	42VAC	4M 4B	£1.50

P&P 25p each

**AC WKG BLOCK CAPACITORS BY FAMOUS MANUFACTURERS**

MFD	Volts	Price
075	440VAC	50p
	470VAC	60p
1.25	360VAC	65p
2.4	400VAC	75p
2.5	360VAC	75p
2.7+0.1	700VAC	£1.25
3	440VAC	£1.00
3.5	250VAC	£1.00
4	250VAC	£1.00
5	360VAC	£1.25
6	440VAC	£1.50
7.2	440VAC	£1.50
8.4	250VAC	£1.00
15	250VAC	£1.75

PP up to 2.5 MFD 25p, 2.7 to 15 MFD 50p +8% on total.

**OIL FILLED PAPER BLOCK CAPACITORS BY FAMOUS MANUFACTURERS. UNUSED**

MFD	DC volts	Price
8	WKG 300V	£1
8	400V	75p
8	350V	65p
8	200V	50p
4	600V	50p
4	500V	50p
2	800V	85p
2	600V	50p
1	1500V	75p
1	1000V	60p
1	600V	50p
1	350V	35p
0.5	1000V	50p
0.1	3000V	50p
	300VAC	£1

Post 0.1 to 2 MFD 25p, 4 MFD to 8 MFD 50p.

**STANDARD OPEN TYPE RELAYS SINGLE HOLE FIXING 7 AMP CONTACTS BY FAMOUS MAKERS**

Coil voltage	Contact	Price
240VAC	3 CO	85p
240VAC	2 CO	75p
240VAC	1 CO	65p
110VAC	2 CO	65p
48VDC	3 CO	50p
24VDC	2 CO	75p

P&P 10p per relay. Please add VAT 15% on total.

**L.T. SMOOTHING CHOKES**  
By famous makers. 'C' core types 10 M/H 25 amps **£3.75** carr £2.50. 14 M/H 6 amps **£3.95** pp £1.25. 4 M/H 12 amps **£3.95** carr £1.50. Swinging 'C' core type, 10 M/H 4A - 100 M/H 1/2 A **£4.50** carr £2. Potted type, 100 M/H 2A **£3.95** carr £1.50. 13 M/H 1A **£1.95** pp 75p. Open types 4.8 M/H 10 amps **£3.95** pp £1.50. 'C' core types, 20 M/H 10A **£4.50** carr £1.50. 50 M/H 2 1/2 amps **£3.75** pp £1. 15 M/H 3 1/2 amps **£3.75** pp £1. Heavy Duty open type 24 M/H 46 amps **£25** carr £4.

**H.T. SMOOTHING CHOKES**  
Potted types, 15H 75M/A **£1.50** pp 75p. 50H 25M/A **£1.50** pp 75p. 10H 75M/A **£1.50** pp 75p. 1H 750A **£5.00** pp 75p. 4.5H 280M/A **£3** pp £1. 'C' core 10H 350M/A **£4.50** pp £1.50. 40H 40M/A **£2.25** pp £1.

**CRESSALL RHEOSTATS**  
Built-in ventilated 6 inch metal surround with control knob. 10100Ω, 0.15A, 980Ω, 0.48A, 3250Ω, 0.24A **£3.95** pp £1.25. 3 inch size 9000Ω, 0.1A **£2** pp 75p. ZENITH heavy duty fixed wire resistors, enclosed, size 18x5x3 1/2 in, 136Ω 1.7A **£3** carr £1.50.

**HEAVY DUTY 'C' CORE L.T. TRANSFORMERS BY FAMOUS MAKERS. FRACTION OF LIST PRICE ALL PRIMARIES 220-240V**  
No 1 12 volts 40 amps cont. **£19.50** carr **£3**. No 2 14+3+1 1/2V 40 amps cont. **£22.50** carr **£3**. 1 1/2V 3V 4 1/2V 14V 15 1/2V 17V 18 1/2V 40A can be obtained.

**HEAVY DUTY L.T. TRANSFORMERS BRAND NEW. FRACTION OF LIST PRICE ALL PRIMARIES 220-240V**  
Open frame type, Sec. 17+2+1 1/2+1 separate windings, all at 20 amps **£9.50** carr £2. No 2 as above, 10 amp rating **£8.50** carr £1. No 3 65V 2.2A and 30-0-30V 100 m/a **£3.95** pp £1. 'C' core types 12V 10A and 30-0-30V 1/2A **£3.95** pp £1. 12V 5A and 30-0-30V 250 m/a **£3.75** pp £1. Sec. 18-22-27V 250 m/a twice **£2.75** pp 75p. Sec. 24V 480 m/a twice **£2.75** pp 75p. Sec. tapped 3-9-12-27-30-36V 1.8A **£3.75** pp £1.

**H.T. TRANSFORMERS BY FAMOUS MAKERS. ALL PRIMARIES 240V**  
Type MT33 300-0-300V 150M/A 6.3v ct 4A 5-6-3V 2A **£4.50** pp £1. MT12 Sec. 300-0-300V 120M/A 6.3v ct 4A 5-6-3V 2A **£4.00** pp £1. MT11 Sec. 300-0-300V 100M/A 6.3v 3.5A 5v 2A or 6.3v 1A **£3.75** pp £1. MT7 Sec. 350-0-350V 100M/A 6.3v 3.5A 5v 2A or 6.3v 1A **£4.00** pp £1.

**WOODEN POTTED TRANSFORMERS**  
Pri. 230v sec. tapped 40-41-42-48-49-50v, very conservatively rated at 10 amps and 60v 100M/A. Size 9x7x6in **£15** carr £3.

Hundreds of bargains for callers. Huge stocks of high capacity electrolytics. Heat sinks. Ex computer bits.

U.K. RETURN OF POST MAIL ORDER SERVICE, ALSO WORLDWIDE EXPORT SERVICE

BSR DE LUXE AUTOCHANGER
Plays 12", 10" or 7" records, Auto or Manual. A high quality unit backed by BSR reliability. Stereo Ceramic Cartridge. AC 200/250V. Size 13 1/2 x 11 1/4 in. 3 speeds. Above motor board 3 3/4 in. Below motor board 2 1/2 in. with Ceramic Stereo cartridge. £20 Post £1.60

HEAVY METAL PLINTHS ONLY
Cut out for most BSR or Garrard decks. Silver grey finish. Model 'A' Size 14 1/2 x 12 1/2 x 3 in. £3.50
Model 'B' Size 16 x 13 1/4 x 3 in. £4.50
TINTED PLASTIC COVERS ONLY
Sizes: 14 1/2 x 12 1/2 x 4 1/4 in. £3.50 each.
14 1/2 x 12 1/2 x 3 in. £3.50 each.
15 1/4 x 13 1/2 x 4 in. £4.18 x 13 1/4 x 4 in. £6.
17 1/4 x 9 1/2 x 3 1/2 in. £3.18 x 12 1/2 x 3 in. £6.
14 1/2 x 14 1/4 x 2 1/2 in. Rosewood sides £4. Post £1.60

BSR SINGLE PLAYER
Ideal replacement or disco deck with cueing device and stereo ceramic cartridge. 3 speeds. Large turntable, modern design £21 Post £1.60
TWO-SPEED BUDGET MODEL E15.
BSR P182 3 speeds flared aluminium turntable 'S' shape arm, cueing device, ceramic cartridge £24. Post £1.60
BSR MP60/P128 Stereo Ceramic, balanced arm, cueing device. Bias compensator £26. Magnetic £5 extra.

GARRARD HI-FI AUTO CHANGER
Model 2025 £16.50
3-speed stereo cartridge. Post £1.60
Cueing devices

B.S.R. P163 BELT DRIVE QUALITY DECK
Manual or automatic play. Two speeds. Precision balanced arm. Slide in head, cueing device. Bargain price
£30 Post £1.60
Suitable magnetic cartridge £6.50.

ELAC HI-FI SPEAKER 8in. TWIN CONE
Large ceramic magnet. 50-16,000 c/s. Bass resonance 40 c/s. 8 ohm impedance. 10 watts. RMS. £5.95 Post 75p
20 watt woofer bass unit only £7.95 Post 75p

LOW VOLTAGE POWER PACK for MODELS
Ready made. Famous make. Will supply 10 volts D.C. at 400mA. With terminals and mains lead. £2.75 Post 50p

POTENTIOMETERS
5kΩ to 2MΩ. LOG or LIN. L/S 35p. DP 60p. Stereo L/S 85p. DP £1 45p
Edge Pot 5K. SP

80 Ohm Coax
FRINGE LOW LOSS 15p yd.
PLUGS 10p. SOCKETS 10p.
LINE SOCKETS 25p
OUTLET BOXES 80p
300 ohm FEEDER 5p yd.

EMI 13 1/2 x 8in. LOUDSPEAKERS
With tweeter and crossover. 10 watt. 3 or 8 ohm. Bass woofer only 8 ohm. 15 watt.
£9.95 Post 75p £10.95 Post 75p

Suitable Bookshelf Cabinet
Teak finish. For EMI 13 x 8 speakers. Size 16 x 11 x 8 inches approximately. £9.50 Post £1.60

THE "INSTANT" BULK TAPE ERASER
Suitable for cassettes, and all sizes of tape reels. A.C. mains 200/250V. Leaflet S.A.E. Will also demagnetise small tools £6
Head Demagnetiser only £5.00 Post 50p

RELAYS. 12V DC 95p. 6V DC 85p. 240V AC 95p.
BLANK ALUMINIUM CHASSIS. 6 x 4 - 95p; 8 x 6 - £1.40; 10 x 7 - £1.55; 12 x 8 - £1.70; 14 x 9 - £1.90; 16 x 6 - £1.85; 16 x 10 - £2.20. ANGLE ALI. 6 x 1/2 x 1/4 in - 20p. ALUMINIUM PANELS. 6 x 4 - 24p; 6 x 6 x 3/4 in - 38p; 14 x 3 - 40p; 10 x 7 - 54p; 12 x 8 - 70p; 12 x 6 - 44p; 16 x 6 - 70p; 14 x 9 - 84p; 12 x 12 - £1.16; 16 x 10 - £1.16.
PLASTIC AND ALI BOXES IN STOCK. MANY SIZES
VARICAP FM TUNER HEAD with circuit & connections. Some technical knowledge required £4.95.
TAG STRIP 28-way 12p.
TAPE OSCILLATOR COIL. Valve type. 35p.
BRIDGE RECTIFIER 200V PIV 1/2 amp 50p. 8 amp £2.50.
TOGGLE SWITCHES SP 30p. DPST 40p. DPDT 50p.
MANY OTHER TOGGLES IN STOCK. Please enquire.
PICK-UP CARTRIDGES ACOS, GP91 £2.00. GP94 £2.50. SONOTONE 9TAHC Diamond £3.75. V100 Magnetic £6.50. WIRE-WOUND RESISTORS 5 watt, 10 watt, 15 watt 15p. CASSETTE MOTOR. 6 volt £1.00. CASSETTE MECHANISM. Mono heads, no motor £3.00.

MAINS OPERATED SOLID STATE AM/FM STEREO TUNER
200/240V AC Mains. F.M./A.M. Stereo Tuner. Covering M.W., A.M. 540-1605KHz. V.H.F., F.M. 88-108MHz. Ferrite rod aerial for M.W. Full AFC and AGC on A.M. and F.M. Stereo Beacon Indicator. Built-in Pre-amps with variable output adjustable by pre-set control. Max. o/p Voltage 600mV R.M.S. into 20K. Simulated Teak finish cabinet. Will match almost any amplifier. Size 8 1/4 in wide, 4 in. high x 9 1/2 in. deep approx. £28 Post £1.60

RCS SOUND TO LIGHT KIT Mk. 2 £18
Kit of parts to build a 3 channel sound to light unit 1,000 watts per channel. Suitable for home or disco. Easy to build. Full instructions supplied. Cabinet £4.50 extra. Will operate from 200MV to 100 watt signal. Post 50p

RCS "MINOR" 10 watt AMPLIFIER KIT
This kit is suitable for record players, guitars, tape playback, electronic instruments or small PA systems. Two versions available: Mono, £12.50; Stereo, £20. Post 45p. Specification 10W per channel; input 100mV; size 9 1/2 x 3 x 2 in. approx. SAE details. Full instructions supplied. AC mains powered. Input can be modified to suit guitar.

R.C.S. STEREO PRE-AMP KIT. All parts to build this pre-amp. Inputs for high, medium or low imp per channel. With volume control and P.C. Board £2.95 Post 35p
Can be ganged to make multi-way stereo mixers

Table with columns for transformer specifications (Mains, Heater, General Purpose Low Voltage, Auto Transformers, Full Wave Bridge Charger Rectifiers, Charger Transformers) and prices. Includes details like 250-0-250V 70mA, 8.5V 2A, 250-0-250V 80mA, 6.3V 3.5A, 6.3V 1A, etc.

COMPACT SPEAKERS
Teak 4 or 8 ohm
White 4 ohm only
13 x 10 x 6 in. approx.
50 to 14,000 cps.
10 watts.
£16 pair Post £1.60

EXTENSION SPEAKERS £3.95 ea.
Globe shaped cases in high gloss mouldings of red or green, are finished with chrome frontal trim. In addition, 2'2 metres of twin lead already fitted with phono plug is supplied.
Full Range Quality
Frequency Response
Impedance: 8 ohms
Power Peak: 5 watts

LOW VOLTAGE ELECTROLYTICS
1, 2, 4, 5, 8, 16, 25, 30, 50, 100, 200mF 15V 10p.
500mF 12V 15p; 25V 20p; 50V 30p; 420mF/500V £1.30.
1000mF 12V 17p; 25V 35p; 50V 47p; 100V 70p.
2000mF 6V 25p; 25V 42p; 40V 60p; 1200mF 76V 80p.
2500mF 50V 82p; 3000mF 25V 47p; 50V 65p.
4500mF 64V £2; 4700mF 63V £1.20. 2700mF/76V £1.
500mF 35V 85p. 5600mF/76V £1.75.

HIGH VOLTAGE ELECTROLYTICS
8/350V 22p 8+8/450V 50p 50+50/300V 50p
16/350V 30p 8+16/450V 50p 32+32/450V 75p
32/500V 75p 16+16/450V 50p 100+100/275V 65p
50/500V £1.20 32+32/350V 50p 150+200/275V 70p

MANY OTHER ELECTROLYTICS IN STOCK
SHORT WAVE 100pF air spaced gangable tuner, 95p.
TRIMMERS 10pF, 30pF, 50pF, 5p, 10pF, 150pF, 15p.
CERAMIC, 1p to 0.01mF, 5p, Silver Mica 2 to 5000pF, 5p.
PAPER 350V-0.1 7p; 0.5 13p; 1mF 150V 20p; 2mF 150V 20p; 500V-0.001 to 0.05 12p; 0.1 15p; 0.25 25p; 0.47 35p.
MICRO SWITCH SINGLE POLE CHANGE OVER 20p.
SUB-MIN MICRO SWITCH, 25p. Single pole change over.
TWIN GANG, 385 + 385pF 80p; 500pF slow motion 75p.
365 + 365 + 25 + 25pF, Slow motion drive 85p. 120pF 50p.
TRANSISTOR TWIN GANG, 50p.
NEON PANEL INDICATORS 25p. Amber or red 30p.
ILLUMINATED ROCKER SWITCH, single pole. Red 65p.
RESISTORS. 100 to 10M, 1/4W, 1/2W, 1W, 20% 2p; 2W, 10p.
HIGH stability. 1/2W 2% 10 ohms to 1 meg., 12p.
Ditto 50%. Preferred values 10 ohms to 10 meg., 5p.

ELECTRO MAGNETIC PENDULUM MECHANISM 95p Post 30p.
1.5V DC operation over 300 hours continuous on SP2 battery, fully adjustable swing and speed. Ideal displays, teaching electro magnetism or metronome, strobe, etc.

BAKER SUPERB £24
12in 25 watt Post £1.60
Quality loudspeaker, low cone resonance ensures clear reproduction of the deepest bass. Special copper drive and concentric tweeter cone. Full range reproduction with remarkable efficiency in the upper register.
Bass resonance 25 c/s
Useful response 20-17,000 c/s
8 or 16 ohms models

BAKER "BIG-SOUND" SPEAKERS. Post £1.60
'Group 100' 12 inch 100 watt £29
'Disco 100' 12 inch 100 watt £29
'Group 50/15' 15 inch 75 watt £35
8 or 16 ohm 8 or 16 ohm

BAKER LOUDSPEAKER, 12 INCH. 60 WATT. GROUP 50/12, 4 OR 8 OR 16 OHM HIGH POWER. FULL RANGE PROFESSIONAL QUALITY. RESPONSE 30-16,000 CPS MASSIVE CERAMIC MAGNET WITH ALUMINIUM PRESENCE CENTRE DOME. Post £1.60
TEAK VENEERED HI-FI SPEAKER CABINETS
For 13x8in. or 8in. speaker £9.50 Post £1.00
For 6 1/2 in. speaker and tweeter £8.50 Post 75p
Many other cabinets in stock. Phone your requirements.
SPEAKER COVERING MATERIALS. Samples Large S.A.E.
LOUDSPEAKER CABINET WADDING 18 in wide 20p ft.

R.C.S. 100 watt VALVE AMPLIFIER CHASSIS
Four inputs. Four way mixing, master volume, treble and bass controls. Suits all speakers. This professional quality amplifier chassis is suitable for all groups, disco, PA, where high quality power is required. 5 speaker outputs. AC mains operated. Slave output socket. Produced by demand for a quality valve amplifier. 100V line output to order £10 extra. Send for leaflet. Suitable carrying cab £21 Price £105 carr. £6.00

GOODMANS TWIN AXIOM 8 inch dual cone loudspeaker. 8 ohm, 15 watt hi-fi unit. £10.50.
CROSSOVERS. TWO-WAY 3000 c/s 3 or 8 or 15 ohms £1.90. 3-way 950 cps/3000 cps, £2.20.
LOUDSPEAKERS PM 3 OHM 7x4in. £1.50; 6 1/2 in., £1.95; 8x5in., £1.80; 8in., £2.50.
SPECIAL OFFER: 80 ohm, 2 1/4 in., 2 1/4 in., 35 ohm, 3 in., 25 ohm, 3 in., 3 in., 5x3in., 7x4in., 8 ohm, 2 1/2 in., 3 in., 3 1/2 in., 5 in., 15 ohm, 3 1/2 in. dia, 6x4in., 7x4in., 5x3in., 3 ohm, 2 1/2 in., 2 1/2 in., 3 1/2 in., 5 in. dia. £1.50 each.
PHILIPS LOUDSPEAKER, 8in., 4 ohms, 4 watts, £2.50.
RICHARD ALLAN TWIN CONE LOUDSPEAKERS
8in. diameter 4W £2.50, 10in. diameter 5W £3.50; 12in. diameter 6W £4.50, 3/8/15 ohms, please state. £6.50
HANDLES UP TO 100 WATTS. NO CROSSOVER REQUIRED.
BLACK PLASTIC CONSTRUCTION BOX with brushed aluminium fascia. Sturdy job. Size 6 1/4 x 4 3/4 x 2 in. £1.50

BAKER 150 WATT PROFESSIONAL MIXER AMPLIFIER
All purpose transistorised. Ideal for Groups, Disco and P.A. 4 inputs speech and music. 4 way mixing. Output 4 8/16 ohms. A.C. Mains. Separate treble and bass controls. Master volume control. 100 volt line model £99 £85 £1.60 carr.

BAKER 50 WATT AMPLIFIER
£65 Post £1.60
Superior quality ideal for Halls/PA systems, Disco's and Groups. Two inputs with Mixer Volume Controls. Master Bass, Treble and Gain Controls. 50 watts RMS. Three loudspeaker outlets 4, 8, 16 ohm. AC 240V (120V available). Blue wording on black cabinet.

GOODMANS RUBBER SURROUND BASS WOOFER
Standard 12in. diameter fixing with cut sides 12" x 10" 14,000 Gauss magnet. 20 watts R.M.S. 4 ohm imp. Bass resonance = 30 c.p.s. Frequency response 30-8000 c.p.s. £9.95 each Post £1.60

ALUMINIUM HEAT SINKS. FINNED TYPE. Sizes 5" x 4" x 1" 95p. 6 1/2" x 2" x 2 1/4" 45p
JACK PLUGS Mono Plastic 25p; Metal 30p.
JACK SOCKETS Stereo Plastic 30p; Metal 35p.
JACK SOCKETS Mono Open 20p; Closed 25p.
JACK SOCKETS Stereo Open 25p; Closed 30p.
FREE SOCKETS - Cable end 30p.
2.5mm and 3.5mm JACK SOCKETS 15p.
2.5mm and 3.5mm JACK PLUGS 15p.
DIN TYPE CONNECTORS
Sockets 3-pin, 5-pin 10p. Free Sockets 3-pin, 5-pin 25p.
Plugs 3-pin 20p; 5-pin 25p.
PHONO PLUGS and SOCKETS ea. 10p.
Free Socket for cable end ea. 15p.
Screened Phono Plugs ea. 15p.
TV CONVERGENCE POTS 15p each. Values = 5, 7, 10, 20, 50, 100, 200, 250, 470, 2000 ohms.

MONO PRE-AMPLIFIER. Mains operated solid state pre-amplifier unit designed to complement amplifiers without low level phono and tape input stages. This free-standing cabinet incorporates circuitry for automatic R.I.A.A. equalisation on magnetic phono input and N.A.B. equalisation for tape heads. Phono sockets for input and output. £5 Post 50p

### ROHDE & SCHWARZ

TV Demodulator. AMF. 55-90MHz  
 Selective UHF V/Meter. Bands 4 & 5. USVF  
 Selectomat Voltmeter USWV. **£450.**  
 UHF Sig. Gen type SDR 0.3-1GHz. **£780.**  
 UHF Signal Generator SCH. **£175.**  
 Polyskop SWOB I. **£450.**  
 Videoskop SWOF with sideband adapter.  
 Modulator / Demodulator BN17950/2.  
 Video Test Signal Generator type SPF.  
 UHF Sig. Gen. type SCR. 1-1.9GHz.

---

### MARCONI

TF2360R TV Transmitter Sideband Analyser.  
 TM6936R UHF Converter for above.  
 TF1101 RC oscillators **£85.**  
 TF1099 20MHz sweep generator.  
 TF1041B Valve Voltmeter **£85.**  
 TF1152A/1. Power meter. 25W. 500MHz. **£75.**  
 TF1020A Power Meter. 100W. 250MHz. **£85.**  
 TF890A/1 RF Test Set. **£395**  
 TF1400 Pulse Generator **£65.**  
 TF675F Pulse Generator.  
 TF1066 AM/FM Signal Generator. **£550.**  
 TF 801B/3S Signal Generator **£175.**

---

### BECKMAN TURNS COUNTER DIALS

Miniature type (22mm diam.). Counting up to  
 15 turn "Helipots." Brand new with mounting  
 instructions. Only **£2.50 each.**  
**Wandel & Gottman Equipment**  
 Level Meter 0.2-1600KHz  
 Level Oscillator 0.2-1600KHz  
 Level Transmitter 0.3-1350KHz  
 Carrier Frequency Level Meter

---

### ADVANCE CONSTANT VOLTAGE TRANSFORMERS

Input 190-260V AC. Output constant  
 220 Volts. 250W. **£25.** (£2 carriage)

---

### PYE RESISTANCE BOXES

5 decade resistance boxes measuring from  
 11.111 ohm to 0.001 ohm ..... **£20.**


---

### LABORATORY OVENS.

Gallenkamp, 3 cu. ft. **£145.** Also Morgan Grundy 1 cu. ft. **£55.**  
**20-WAY JACK SOCKET STRIPS.** 3 pole  
 type with two normally closed contacts. **£2.50**  
**each** (+25p pp). Type 316 three pole plugs for  
 above — **20p ea.** (pp free).

### P. F. RALFE ELECTRONICS

10 CHAPEL STREET, LONDON, NW1  
 TEL: 01-723 8753



AIRMEC Display oscilloscope. 4 beam.  
 AIRMEC 314A Voltmeter. 300mV(FSD)-300V.  
 BRANDENBURG EHT Generator. 50KV. 1mA.  
 DERRITRON 1KW Power Amplifier with control equipment for  
 vibration testing etc.  
 GAUMONT KALEE Flutter Meter  
 GERTSCH Frequency Meter and Dev Meter. 20-1000MHz.  
**£350.**  
 HEWLETT PACKARD 302A Wave Analyser  
 HEWLETT PACKARD 695A Sweep Oscillator **£350.**  
 BOONTON 202H AM/FM Signal Generator  
 BOONTON Model 80 Sig. Gen. 2-400MHz **£95.**  
 RACAL type 801R. 100MHz Digital Frequency Counter  
 TELETYPE KSR. One remaining.  
 SOLARTRON LM1420.2. DVM. 6 ranges to 1KV.  
 MUIRHEAD type K-134-A Wave Analyser. Portable.  
 RADIOMETER AFM/1. Dev/Mod Meter. 3.5-320MHz. **£185.**  
 TAYLOR Model 62A AM/FM Signal Generators. **£85.**  
 WEINSHIEL Power supply Modulator type MO3.  
 BRUEL & KJOER type 1504 Deviation Bridge  
 BRUEL & KJOER Vibration equipment 1018.  
 BRUEL & KJOER Frequency analyser 2105  
 BRUEL & KJOER Microphone amplifier 2603 **£195.**  
 BRUEL & KJOER Type 3301 Automatic frequency response  
 recorder 200Hz. **£750.**  
 MUIRHEAD-PAMETRADA D489EM Wave Analyser  
 TEKTRONIX 555 scope with plug-ins types CA (2 off), 21, 22  
 TEKTRONIX 515A Oscilloscope  
 TEKTRONIX 545 main frames. **£210.** Choice of plug-in units  
 extra  
 TEKTRONIX 585A oscilloscope with '82' P.I. DC-80MHz  
**NOTICE.** All the pre-owned equipment shown has been  
 carefully tested in our workshop and reconditioned where  
 necessary. It is sold in first-class operational condition and most  
 items carry our three months' guarantee. Calibration and  
 certificates can be arranged at cost. Overseas enquiries  
 welcome. PLEASE ADD 15% VAT TO ALL PRICES.

### DC POWER SUPPLIES

\*APT 10459/8 12-14V. 5 Amps. **£25.** (+£1 pp).  
 \*APT 10459/8. 24V. 5 Amps. **£25.** (+£1 pp).  
 \*APT Your voltage requirements from 6V to 36V. @ 5 Amps. **£25.** (+£1 pp).  
 \*Mullard Dual supplies. Brand new with hand-book. Pos & Neg 12V at 1A and 0.4A resp. Dims 9x4x5in. **£10.** (+£1 pp).  
 \*LAMBDA Brand new with book. 5V. 4A. (110 AC Input through, so) **ONLY £10.** (+£1 pp).  
 \*FARNELL. Current limited. Dimensions 7x5x4in. Following range available.  
 \*APT @ 3 Amps. 13-17 Volts @ 2 Amps. 30 Volts @ 1 Amp. **Price only £15.** (+£1 pp).  
 All the above power supply units are 230V. AC input (except Lambda type) and are stabilised and regulated and fused. All are fully tested before despatch and guaranteed in first class order throughout. As with all our equipment, there is a money back guarantee.

---

### MODULATION METERS

AIRMEC 210 3-300MHz. AM/FM.  
 RADIOMETER AFM/1 3.5-320MHz. AM/FM.  
 RACAL 409 3-600MHz. AM/FM.

---

### 'CENTAUR' INSTRUMENT COOLING FANS

Made by Rotron Holland. These are very high quality, quiet running fans, specially designed for the cooling of all types of electronic equipment. Measures 4.5x4.5x1.5in. 115VAC. 11 Watts. The list price of these is over £10 each. Also 230V. AC available. 15V. **£4.50.** (postage 25p). 230V **£5.**

**Finger guards for above — 50p each.** Also small type Papst fans as above measuring 8x8x3.8cms. 26 cu. ft/min. 110V only **£4.00** (PP 25p). RS price for all these fans are now around £12.50 each!!!

## Z & I AERO SERVICES LTD.

Head Office: 44a WESTBOURNE GROVE, LONDON W2 5SF  
 Tel. 727 5641 Telex 261306

RETAIL SHOP  
 85 TOTTENHAM COURT ROAD, W.1  
 Tel. 580-8403

---

### SPECIAL OFFER OF BRAND NEW USSR MADE MULTIMETERS

TYPE	U4313	U4315	U4324
Sensitivity D.C.	20,000 o.p.v.	20,000 o.p.v.	20,000 o.p.v.
Sensitivity A.C.	2,000 o.p.v.	2,000 o.p.v.	2,000 o.p.v.
D.C. Current	60µA-1.5A	50µA-2.5A	0.06-0.6-6-60-600mA-3A
A.C. Current	0.6mA-1.5A	0.5mA-2.5A	0.3-3-30-300mA-3A
D.C. Volts	75mV-600V	75mV-1000V	0.6-1.2-3-12-30-60-120-600-1200V
A.C. Volts	15V-600V	1V-1000V	3-6-15-60-150-300-600-900V
Resistance	1K-1M	300Ω-500KΩ	500Ω-5-50-500KΩ
Capacity	0.5µF	0.5µF	D.C. 2.5% A.C. 4% (of F.S.D.)
Accuracy	1.5% D.C. 2.5% A.C.	2.5% D.C. 4% A.C.	

**Price complete with pressed steel carrying case and test leads**  
 Packing and postage

**U4313: £10.50**  
**U4315: £10.50**  
**U4324: £9.50**

Packing and postage £1.20

---

### TYPE U4323 COMBINED WITH SPOT FREQUENCY OSCILLATOR



Sensitivity: 20,000Ω/V  
 Voltage ranges: 2.5-1000V A.C./D.C.  
 Current ranges: 0.05-500mA D.C. only  
 Resistance: 5Ω-1MΩ  
 Accuracy: 5% F.S.D.  
 Oscillator output: 1kHz 50/50 squarewave  
 465KHz sinewave modulated by 1KHz squarewave

**PRICE, in carrying case, complete with leads and manual**  
**£8.00**  
 Packing and postage £1.00

### TYPE U4341 COMBINED MULTIMETER AND TRANSISTOR TESTER



Sensitivity: 16,700Ω/V D.C., 3,300Ω/V A.C.  
 Current: 0.06-0.6-6-60-600mA D.C., 0.3-3-30-300mA A.C.  
 Voltage: 0.3-1.5-6-30-60-150-300-900V D.C.  
 1.5-7.5-30-150-300-750V A.C.  
 Resistance: 2-20-200KΩ-2MΩ  
 Transistors: Collector cut-off current 60µA max  
 D.C. current gain 10.350 in two ranges

**PRICE, complete with steel carrying case, test lead, battery and instruction manual**  
**£9.50**  
 Packing and Postage £1.50

---

THIS OFFER IS VALID ONLY FOR ORDERS ACCOMPANIED BY REMITTANCE WHICH SHOULD INCLUDE DELIVERY CHARGES AS INDICATED AND 15% V.A.T. ON THE TOTAL

OUR 1978 CATALOGUE/PRICE LIST OF VALVES, SEMICONDUCTORS, PASSIVE COMPONENTS AND TEST EQUIPMENT IS AVAILABLE. PLEASE SEND P.O. for £0.30 FOR YOUR COPY

**8K ON BOARD MEMORY!**

5K RAM, 3K ROM or 4K RAM, 4K ROM (link selectable). Kit supplied with 3K RAM, 3K ROM. System expandable for up to 32K memory.

**2 KEYBOARDS!**

56 Key alphanumeric keyboard for entering high level language plus 16 key Hex pad for easy entry of machine code.

**GRAPHICS!**

64 character graphics option — includes transistor symbols! Only £18.20 extra!

**MEMORY MAPPED**

High resolution VDU circuitry using discrete TTL for extra flexibility. Has its own 2K memory to give 32 lines for 64 characters.

**KANSAS CITY**

low error rate tape interface.

**2 MICROPROCESSORS**

Z80 the powerful CPU with 158 instruction, including all 78 of the 8080, controls the MM57109 number cruncher. Functions include +, -, /, squares, roots, logs exponentials, trig functions, inverses, etc.

Range 10<sup>-99</sup> to 9 x 19<sup>-99</sup> to 8 figures plus 2 exponent digits.

**EFFICIENT OPERATION**

Why waste valuable memory on sub routines for numeric processing? The number cruncher handles everything internally!

**RESIDENT BASIC**

With extended mathematical capability. Only 2K memory used but more powerful than most 8K Basics!

**1K MONITOR**

Resident in EPROM

**SINGLE BOARD DESIGN**

Even keyboards and power supply circuitry on the superb quality double-sided plated through-hole PCB.



**COMPLETE KIT**

Only  
**£275.00**  
+ VAT

Cabinet Size 19.0" x 15.7" x 3.3"

Television by courtesy of Rumbelows Ltd., price £58.62

# POWERTRAN

**PSI Comp 80 Z80.** Based powerful scientific computer. Design as published in Wireless World, April-September, 1979.

The kit for this outstandingly practical design by John Adams being published in a series of articles in Wireless World really is complete!

Included in the PSI COMP 80 scientific computer kit is a professionally finished cabinet, fibre-glass double sided, plated-through-hole printed circuit board, 2 keyboards PCB mounted for ease of construction, IC sockets, high reliability metal oxide resistors, power supply using custom designed toroidal transformer, 2K Basic and 1K monitor in EPROMS and, of course, wire, nuts, bolts, etc.


## PSI COMP 80 Memory Expansion System

Expansion up to 32K all inside the computer's own cabinet!

By carefully thought-out engineering a mother board with buffers and its own power supply (powered by the computer's transformer) enables up to 3 8K RAM or 8K ROM boards to be fitted neatly inside the computer cabinet. Connections to the mother board from the main board expansion socket is made via a ribbon cable.

- Mother Board:** Fibre glass double sided plated through hole P.C.B. 8.7" x 3.0" set of all components including all brackets, fixing parts and ribbon cable with socket to connect to expansion plug ..... **£39.90**
- 8K Static RAM board** Fibre glass double sided plated through hole P.C.B. 5.6" x 4.8" ..... **£12.50**  
Set of components including IC sockets, plug and socket but excluding RAMs ..... **£11.20**  
2114L RAM (16 required) ..... **£5.00**  
Complete set of board, components, 16 RAMS ..... **£89.50**
- 8K ROM board** Fibre glass double sided plated through hole P.C.B. 5.6" x 4.8" ..... **£12.40**  
Set of components including IC sockets, plug and socket but excluding ROMs ..... **£10.70**  
2708 ROM (8 required) ..... **£8.00**  
Complete set of board, components, 8 ROMs ..... **£78.50**

Floppy Disk, PROM programmer and printer interface coming shortly!



PCB size 16.0" x 12.5"

**Value Added Tax not included in prices**

**PRICE STABILITY:** Order with confidence! Irrespective of any price changes we will honour all prices in this advertisement until December 31st, 1979, if this month's advertisement is mentioned with your order. Errors and VAT rate changes excluded.

**EXPORT ORDERS:** No VAT. Postage charged at actual cost plus 50p handling and documentation.

**U.K. ORDERS.** Subject to 15% surcharge for VAT. NO charge is made for carriage. \*Or current rate if changed.

**SECURICOR DELIVERY:** For this optional service (U.K. mainland only) add £2.50 (VAT inclusive) per kit.

**UK Carriage FREE**

# POWERTRAN COMPUTERS

(a division of POWERTRAN ELECTRONICS)

PORTWAY INDUSTRIAL ESTATE  
ANDOVER HANTS SP10 3NN

ANDOVER  
(0264) 64455



# NRDC-AMBISONIC UHJ



## SURROUND SOUND DECODER

The **first ever** kit specially produced by Integrex for this British NRDC backed surround sound system which is the result of 7 years' research by the Ambisonic team. W.W. July, Aug., '77.

The unit is designed to decode not only UHJ but virtually all other 'quadrophonic' systems (Not CD4), including the new BBC HJ 10 input selections

The decoder is linear throughout and does not rely on listener fatiguing logic enhancement techniques. Both 2 or 3 input signals and 4 or 6 output signals are provided in this most versatile unit. Complete with mains power supply, wooden cabinet, panel, knobs, etc.

Complete kit, including licence fee **£49.50 + VAT**  
or ready built and tested **£67.50 + VAT**

## NEW S5050A STEREO AMP

50 watts rms-channel. 0.015% THD. S/N 90 dB, Mags/n 80 dB.

Output device rating 360w per channel

Tone cancel switch. 2 tape monitor switches.

Metal case—comprehensive heatsinks

Complete kit only **£63.90 + VAT.**



## INTRUDER 1 Mk. 2 RADAR ALARM

With Home Office Type approval

The original 'Wireless World' published Intruder 1 has been re-designed by Integrex to incorporate several new features, along with improved performance. The kit is even easier to build. The internal audible alarm turns off after approximately 40 seconds and the unit re-arms. 240V ac mains or 12V battery operated. Disguised as a hard-backed book. Detection range up to 45 feet.

Complete kit £49.50 plus VAT.

## Wireless World Dolby noise reducer

Trademark of Dolby Laboratories Inc.



Featuring:

- switching for both encoding (low-level h.f. compression) and decoding
- a switchable f.m. stereo multiplex and bias filter.
- provision for decoding Dolby f.m. radio transmissions (as in USA).
- no equipment needed for alignment.
- suitability for both open-reel and cassette tape machines.
- check tape switch for encoded monitoring in three-head machines.

### Typical performance

Noise reduction better than 9dB weighted.  
Clipping level 16.5dB above Dolby level (measured at 1% third harmonic content)

Harmonic distortion 0.1% at Dolby level typically 0.05% over most of band, rising to a maximum of 0.12%

Signal-to-noise ratio: 75dB (20Hz to 20kHz, signal at Dolby level) at Monitor output

Dynamic Range >90dB

30mV sensitivity.

Complete Kit **PRICE: £43.90 + VAT**

Also available ready built and tested . . . . . **Price £59.40 + VAT**

Calibration tapes are available for open-reel use and for cassette (specify which) . . . . . **Price £2.40 VAT**

Single channel plug-in Dolby <sup>TM</sup> PROCESSOR BOARDS (92 x 87mm) with gold plated contacts and all components  
Price **£9.00 + VAT**

Please add VAT @ 15%

"We guarantee full after-sales technical and servicing facilities on all our kits, have you checked that these services are available from other suppliers?"



All kits are carriage free

# INTEGREX LTD.

\*Please send SAE for complete lists and specifications

Portwood Industrial Estate, Church Gresley,  
Burton-on-Trent, Staffs DE11 9PT


Burton-on-Trent (0283) 215432 Telex 377106

# INTEGREX

## S-2020TA STEREO TUNER / AMPLIFIER KIT

**SOLID MAHOGANY CABINET**

**A high-quality push-button FM Varicap Stereo Tuner combined with a 24W r.m.s. per channel Stereo Amplifier.**




**Brief Spec.** Amplifier Low field Toroidal transformer, Mag. input, Tape In/Out facility (for noise reduction unit, etc.), THD less than 0.1% at 20W into 8 ohms. Power on/off FET transient protection. All sockets, fuses, etc., are PC mounted for ease of assembly. Tuner-section uses 3302 FET module requiring no RF alignment, ceramic IF, INTERSTATION MUTE, and phase-locked IC stereo decoder. LED tuning and stereo indicators. Tuning range 88—104MHz. 30dB mono S/N @ 1.2µV. THD 0.3%. Pre-decoder 'birdy' filter. **PRICE: £59.95 + VAT**

**NELSON-JONES MK.2 STEREO FM TUNER KIT** Price: £69.95 + VAT.  
Improved performance with linear phase IF and second generation IC decoder.

## NELSON-JONES MK. I STEREO FM TUNER KIT


**A very high performance tuner with dual gate MOSFET RF and Mixer front end, triple gang varicap tuning, and dual ceramic filter/dual IC IF amp.**



**Brief Spec.** Tuning range 88—104MHz. 20dB mono quieting @ 0.75µV. Image rejection — 70dB. IF rejection — 85dB. THD typically 0.4%. IC stabilized PSU and LED tuning indicators. Push-button tuning and AFC unit. Choice of either mono or stereo with a choice of stereo decoders.

Compare this spec. with tuners costing twice the price.

**Mono £36.40 + VAT**  
**With ICPL Decoder £40.67 + VAT**  
**With Portus-Haywood Decoder**  
**£44.20 + VAT**



Sens. 30dB S/N mono @ 1.2µV  
THD typically 0.3%  
Tuning range 88—104MHz  
LED sig. strength and stereo indicator

## STEREO MODULE TUNER KIT

**A low-cost Stereo Tuner based on the 3302 FET RF module requiring no alignment. The IF comprises a ceramic filter and high-performance IC Variable INTERSTATION MUTE. PLL stereo decoder IC. Pre-decoder 'birdy' filter Push-button tuning**

**PRICE: Stereo £33.95 + VAT**

## S-2020A AMPLIFIER KIT

**Developed in our laboratories from the highly successful "TEXAN" design. PC mounting potentiometers, switches, sockets and fuses are used for ease of assembly and to minimize wiring. Power 'on/off' FET transient protection.**




**Typ Spec.** 24+24W r.m.s. into 8-ohm load at less than 0.1% THD. Mag. PU input S/N 60dB. Radio input S/N /2dB. Headphone output. Tape In/Out facility (for noise reduction unit, etc.). Toroidal mains transformer.

**PRICE: £35.95 + VAT**

<b>BASIC NELSON-JONES TUNER KIT</b>	<b>£15.70 + VAT</b>	<b>PHASE-LOCKED IC DECODER KIT</b>	<b>£4.47 + VAT</b>
<b>BASIC MODULE TUNER KIT (stereo)</b>	<b>£18.50 + VAT</b>	<b>PUSH-BUTTON UNIT</b>	<b>£6.00 + VAT</b>
<b>PORTUS-HAYWOOD PHASE-LOCKED STEREO DECODER KIT</b>			<b>£8.80 + VAT</b>

# West Hyde have the greatest range of instrument cases

**WH SWIFT**



**Swiftcase wins industrial design award at Hanover**

A case for good looks, strength and efficiency. Particularly suitable for applications needing power dissipation.

	L	B	H	
SWF 212	432	268	88.9	£23.85
SWF 222	219	268	88.9	£18.35
SWF 312	432	268	133.4	£28.25
SWF 322	219	268	133.4	£22.50

**WH CUTTING TOOLS**



Bradrad drills and deburrs, thin or thick, plastic or steel. £23.25 6-36mm or ¼"-1½"

Adel ribbing tool cuts virtually any shaped hole. £9.95

Concure power reamer £12.25

**WH PANAVICE**




The Panavice has a 180° tilt action and turns a full circle locking in any position. Has a unique system

Low Profile Base PAN 305 £10.85  
Bench Clamp PAN 311 £8.78  
PCB Holder PAN 315 £15.20  
Vacuum Base PAN 380 £15.51

Jaws from £2.10 to £2.65  
Wide Opening Head PAN 366 £8.98

**WH MOD-3**




	L	B	H	
301	156	68	133	£8.10
302	156	106	133	£8.70
303	156	145	133	£10.50
304	257	68	133	£9.80
305	257	106	133	£10.90
306	257	145	133	£12.25

Attractive gloss blue PVC/Steel cases of wrap-round construction. Removable front and back panels give full access. Grey PVC/Steel panels accept Letraset. Supplied with W.H. self-adhesive feet. Black cases also available, slight extra cost.

See us at **BREAD BOARD 1979**  
4th - 8th December  
Royal Horticultural Halls, London

**WH PRINCESS**



**Moulded in two parts in ABS; in four sizes**

- The largest for keyboards displays etc.
- Prestige display of data inputs, large calculators.
- Still ample room for keyboard and visual display or meters.
- Elegant hand-held keyboards take a Eurocard.

Colour: black case base and either a black or tan top.

PR1	£16.50	PR2	£12.90
PR3	£7.95	PR4	£4.95

**WH CLASSIC II**

Low cost but expensive appearance **45 sizes**

Elegant cases in natural anodised aluminium with gloss black top and bottom panels. Slots provided for PCBs, chassis etc. See catalogue for dimensions and prices.



**WH CONTILELF**




Tough, smart little cases that add very little to the cost of the job

Dough moulded in grey glass polyester with protected aluminium front panel in four sizes with feet and aluminium chassis included. The cases and chassis taper 10 mm from front to back.

	L	B	H	
Elf Long	153	101	101	£5.50
Elf Giant	228	76	101	£7.15
Elf Jumbo	203	127	138	£8.95
Elf	273	130	134	£4.95

**WH MINOS**



Very smart miniatures moulded in gloss black or white ABS with high impact strength.

Front panels in aluminium, white PVC/steel or moulded. Guides for P.C.B.s, diodes or screens, also

	L	B	H		
internal pillars for	MIN 020	100	65	50	£2
'P' clips. Recess	MIN 025	115	85	50	£4
on the back for	MIN 030	130	100	50	£1.81
decals etc.	MIN 040	200	130	65	£2.24

**NOTE NEW ADDRESS** All West Hyde cases are available with substantial discounts for quantities. Most cases have discounts at 5, 10 and 25 off with discounts up to 25% at 100 off. Prices include P&P but not VAT, and are less 10% if collected on first two price breaks on cases only. Send for catalogue. Prices correct at press date.


**WEST HYDE DEVELOPMENTS LIMITED, Unit 9, Park Street Industrial Estate, AYLESBURY, BUCKS. HP20 1ET. Phone: Aylesbury (0296) 20441. Telex: 83570**

WW - 087 FOR FURTHER DETAILS

**TMEC 19 Rose Lane, Biggleswade, Beds.**

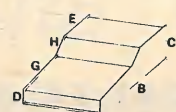
Mail Order and correspondence only. Trade enquiries welcome. CALLERS STRICTLY BY APPOINTMENT

**NEW CASES RACK MOUNTING or FREE STANDING**

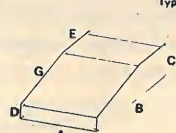


**NEW CONSOLES for KEYBOARDS or SLIDER CONTROLS**

Type DS=Double Slope.



Type SS=Single Slope.



Cover & Base: Steel/Black PVC Embossed Laminate: 22g(0.7mm).  
Front Panel: Aluminium: REF 17U 16g(1.5mm); REF 19U 12g(2.5mm).  
Back Panel: Aluminium: 18g(1.5mm).  
Internal Chassis Plate: Steel: 18g(1.2mm).  
Internal End Brackets: Steel: 20g(1.0mm).

Front & Rear apertures: Dimm. A less 1.5" (38mm)  
Dimm. C less 0.63" (16mm)  
Dimm. B less 0.75" (19mm)

Internal Depth:

TYPE	inch			mm		
	A	B	C	A	B	C
19R2	19.25	9.75	3.75	489	247	98
19R3	18.25	9.75	5.50	489	247	140
19R4	18.25	9.75	7.25	489	247	184
19R5	18.25	9.75	9.00	489	247	227
17U2	17.50	9.75	3.38	444	247	86
17U3	17.50	9.75	5.13	444	247	130
17U4	17.50	9.75	6.88	444	247	175
17U5	17.50	9.75	8.63	444	247	219

17UXP = 17U Box with 19R Front Panel for rack mounting.

NOMINAL OUTSIDE DIMENSIONS	inch							mm						
	DS 6	DS 12	DS 15	SS 8	SS 13	SS 17		156	330	394	153	305	394	
A	6	13	15.5	6	12	15.5		156	330	394	153	305	394	
B	8	13	17	8	13	17		203	330	432	203	330	432	
C	3	4	4.25	3	4	4.25		76	102	108	76	102	108	
D	1	1	1.75	2	2.5	2.5		25	25	44	51	63	63	
E	2	4	10	3.25	6	9		51	102	254	82	153	229	
G	5	7.5	5.63	5	7.5	8.5		127	190	143	127	190	216	
H	1.5	2	2					38	51	51				

Self-colour, untreated.  
4 screw fixing, underneath into threaded base.  
Larger sizes will accept TRITON and NAFSCOM and will take a 4" high, power-supply, transformer.  
Ventilation slots in base and rear panel.

CARRIAGE U.K. INCLUDED. TERMS C.W.O. S.A.E. for Details. EUROPEAN AGENTS REQUIRED.

WW - 090 FOR FURTHER DETAILS

**Codespeed Electronics**

PO BOX 23, 34 SEAFIELD ROAD, COPNOR, PORTSMOUTH PO3 5BJ  
ELECTRONIC MAIL ORDER SPECIALISTS

New, Full Spec. Devices

**LED WRISTWATCH I.C.** Super value I.C. in 24-pin "legless flatpack" style package for maximum space saving. With data. A snap at only 99p. Cat. No. 208.

**0.1" LED WRISTWATCH DISPLAY.** Also in a "legless flatpack" style package, this display matches the wristwatch I.C. shown above. With data. Only 99p. Cat. No. 209.

\*\*\*CASH SAVER\*\*\* Purchase one each of catalogue numbers 208 AND 209 for only £1.50.

**POLARIZING FILTER MATERIAL.** 0.006" thick plastic film. Any size cut - even 1 sq. inch. Max. width 19", any length. Only 2p per sq. inch. Cat. No. 701.

**BRIGHT ORANGE DISPLAY** 9 digit, 7 segment gas discharge display. 0.25" high digits. With data 75p. Cat. No. 310.

**DMM CHIP.** MM5330 dvm chip. Builds into high accuracy dvm or panel meter. Requires additional circuitry. Supplied with data and circuit. Only £3.95. Cat. No. 404.

**MINI 6 DIGIT LED DISPLAY.** 6 digit 7 segment display from Texas. Common cathode, multiplexed, with 0.1" digits. £1.00. Cat. No. 306.

**MM5314 CLOCK CHIP.** A super value digital clock chip for only £1.99. With data. Cat. No. 207.

**4 DIGIT LCD.** A high contrast, easy to solder display with four 0.5" high non-multiplexed digits. £6.95 each with data. Cat. No. 206.

**DIGITAL ALARM CLOCK MODULE.** Complete with giant 0.84" LED display. Add transformer, switches for complete clock. With date only £6.50. Cat. No. 205.

**GIANT LED DISPLAY.** Common cathode, non-multiplexed super 4 digit LED clock display. Lots of other uses too. Only £3.95 each. Cat. No. 204.

**WRISTWATCH LCDs.** A high contrast 3½ digit wristwatch LCD with centre colon. Supplied with polarizers and data. Only £1.00. Cat. No. 202.

**MEMORIES MM2102** static 1024 bit memories. A snap at 99p each. With data sheet. Cat. No. 102.

**20 KEY KEYBOARDS.** Calculator keyboards, excellent key action. 20 keys per board. 2 keyboards for £1.00. Cat. No. 101.

**PROGRAMMABLE UNIJUNCTIONS.** Four MEU21 PUTs (similar to 2N6027). Makes long delay timers, oscillators, etc. With data and applications sheet. 4 for 50p. Cat. No. 402.

**10 HYBRID CIRCUITS.** 8 resistors and 8 capacitors built into each hybrid circuit. Ideal values for semiconductor circuits. Excellent for minimizing PCB component space. 10 Hybrids for 50p. Cat. No. B01.

**25 germanium diodes 50p.** 10 switching diodes 35p. Mini slider switches (2 pole change-over) 16p each. Momentary switches (spring loaded) with 1 n.o. contact 15p each. Mono jack sockets 23p each. Stereo jack sockets 25p each. Slide control knobs (state colour) 12p each. Rotary control knobs (push-on). Black with coloured cap (state colour) 20p each.

**Untested Items**

**REJECT CALCULATORS.** Production line rejects. Yields lots of goodies when stripped down (not much wrong with some we tested). Only £2.50 ea. Cat. No. 104.

**LED DISPLAYS (Untested - no guarantees),** 10 seven segment LED displays. 0.127" digits common cathode. 10 for £1.00. Cat. No. 311.

**Postage and Packing please add 35p (Overseas orders add 90p). Satisfaction guaranteed or return for replacement or refund. Send medium sized S.A.E. for your free copy of our new Autumn Catalogue (Issue No. 6).**

**CODESPEED DESIGN, DEVELOPMENT AND MANUFACTURING TEAMS ARE ALSO AT YOUR SERVICE FOR QUALITY/BATCH PRODUCTION**



# LANGREX SUPPLIES LTD

## Climax House, Fallsbrook Rd., Streatham, London SW16 6ED

### RST

### Tel: 01-677 2424 Telex: 946708

### RST

#### SEMICONDUCTORS

AA119	0.12	AS215	1.44	BC172	0.12	BD131	0.40	BF257	0.28	CR53/60	1.04	OA2201	1.15	OC203	2.82	ZTX502	0.18	2N1309	0.63	2N3771	2.82
AA330	0.21	AS218	1.44	BC173	0.14	BD132	0.44	BF258	0.30	GEX36	0.73	OA2206	1.15	OC204	2.88	ZTX503	0.20	2N1613	0.29	2N3772	2.30
AA332	0.21	AS219	1.44	BC174	0.14	BD133	0.39	BF259	0.37	GS41	2.02	OA2207	1.15	OC205	2.88	ZTX504	0.23	2N1671	1.73	2N3773	3.45
AA333	0.28	AS220	1.72	BC175	0.17	BD134	0.40	BF336	0.35	GJ3M	0.88	OC16	2.80	OC206	2.88	ZTX531	0.23	2N1893	0.29	2N3819	0.41
AA334	0.28	AS221	1.72	BC176	0.17	BD135	0.40	BF337	0.35	GM0378A	2.02	OC20	2.88	OC207	2.82	ZTX550	0.18	2N2147	2.02	2N3820	0.52
AA335	0.31	AS222	1.90	BC177	0.18	BD136	0.46	BF338	0.38	KS100A	0.52	OC22	2.88	OC208	2.82	TN914	0.08	2N2148	1.89	2N3823	0.63
AA336	0.31	AS223	1.90	BC178	0.18	BD137	0.49	BF339	0.38	MJE340	0.92	OC23	3.18	ORP12	1.15	IN916	0.08	2N2218	0.28	2N3866	0.83
AA337	0.31	AS224	1.90	BC179	0.18	BD138	0.46	BF340	0.38	MJE370	1.55	OC24	3.45	R200B	2.50	IN4001	0.07	2N2219	0.28	2N3894	0.15
AA338	0.31	AS225	1.90	BC180	0.18	BD139	0.49	BF341	0.38	MJE371	0.71	OC25	3.04	R200C	1.15	IN4002	0.07	2N2220	0.21	2N3905	0.15
AA339	0.31	AS226	1.90	BC181	0.18	BD140	0.51	BF342	0.38	MJE372	0.60	OC26	2.84	R2010B	2.82	IN4003	0.08	2N2221	0.21	2N3906	0.15
AA340	0.31	AS227	1.90	BC182	0.18	BD141	0.50	BF343	0.38	MJE373	0.63	OC27	2.84	TIC44	0.35	IN4004	0.08	2N2222	0.21	2N4058	0.16
AA341	0.31	AS228	1.90	BC183	0.18	BD142	0.50	BF344	0.38	MJE374	0.66	OC28	2.84	TIC226D	1.38	IN4005	0.09	2N2223	0.16	2N4059	0.12
AA342	0.31	AS229	1.90	BC184	0.18	BD143	0.50	BF345	0.38	MJE375	0.66	OC29	2.84	TIL209	0.23	IN4006	0.09	2N2224	0.16	2N4060	0.14
AA343	0.31	AS230	1.90	BC185	0.18	BD144	0.50	BF346	0.38	MJE376	0.66	OC30	2.84	TIP209A	0.47	IN4007	0.10	2N2225	0.16	2N4061	0.14
AA344	0.31	AS231	1.90	BC186	0.18	BD145	0.50	BF347	0.38	MJE377	0.66	OC31	2.84	TIP30A	0.48	IN4008	0.07	2N2226	0.16	2N4062	0.15
AA345	0.31	AS232	1.90	BC187	0.18	BD146	0.50	BF348	0.38	MJE378	0.66	OC32	2.84	TIP31A	0.51	IN4148	0.07	2N2227	0.16	2N4124	0.17
AA346	0.31	AS233	1.90	BC188	0.18	BD147	0.50	BF349	0.38	MJE379	0.66	OC33	2.84	TIP32A	0.55	IN5400	0.15	2N2904	0.28	2N4126	0.17
AA347	0.31	AS234	1.90	BC189	0.18	BD148	0.50	BF350	0.38	MJE380	0.66	OC34	2.84	TIP33A	0.79	IN5401	0.15	2N2905	0.29	2N4286	0.23
AA348	0.31	AS235	1.90	BC190	0.18	BD149	0.50	BF351	0.38	MJE381	0.66	OC35	2.84	TIP41A	0.54	IS44	0.05	2N2906	0.24	2N4288	0.23
AA349	0.31	AS236	1.90	BC191	0.18	BD150	0.50	BF352	0.38	MJE382	0.66	OC36	2.84	TIP42A	0.61	IS821	0.08	2N2907	0.24	2N4289	0.23
AA350	0.31	AS237	1.90	BC192	0.18	BD151	0.50	BF353	0.38	MJE383	0.66	OC37	2.84	TIP42A	0.61	IS821	0.08	2N2908	0.24	2N4290	0.23
AA351	0.31	AS238	1.90	BC193	0.18	BD152	0.50	BF354	0.38	MJE384	0.66	OC38	2.84	TIP2955	0.77	2G301	1.15	2N2909	0.25	2N4547	0.40
AA352	0.31	AS239	1.90	BC194	0.18	BD153	0.50	BF355	0.38	MJE385	0.66	OC39	2.84	TIP3055	0.84	2G302	1.15	2N2925	0.25	2N4548	0.40
AA353	0.31	AS240	1.90	BC195	0.18	BD154	0.50	BF356	0.38	MJE386	0.66	OC40	2.84	TIP3055	0.84	2G302	1.15	2N2926	0.16	2N4549	0.40
AA354	0.31	AS241	1.90	BC196	0.18	BD155	0.50	BF357	0.38	MJE387	0.66	OC41	2.84	TIP3055	0.84	2G302	1.15	2N2927	0.16	2N4550	0.40
AA355	0.31	AS242	1.90	BC197	0.18	BD156	0.50	BF358	0.38	MJE388	0.66	OC42	2.84	TIP3055	0.84	2G302	1.15	2N2928	0.16	2N4551	0.40
AA356	0.31	AS243	1.90	BC198	0.18	BD157	0.50	BF359	0.38	MJE389	0.66	OC43	2.84	TIP3055	0.84	2G302	1.15	2N2929	0.16	2N4552	0.40
AA357	0.31	AS244	1.90	BC199	0.18	BD158	0.50	BF360	0.38	MJE390	0.66	OC44	2.84	TIP3055	0.84	2G302	1.15	2N2930	0.16	2N4553	0.40
AA358	0.31	AS245	1.90	BC200	0.18	BD159	0.50	BF361	0.38	MJE391	0.66	OC45	2.84	TIP3055	0.84	2G302	1.15	2N2931	0.16	2N4554	0.40
AA359	0.31	AS246	1.90	BC201	0.18	BD160	0.50	BF362	0.38	MJE392	0.66	OC46	2.84	TIP3055	0.84	2G302	1.15	2N2932	0.16	2N4555	0.40
AA360	0.31	AS247	1.90	BC202	0.18	BD161	0.50	BF363	0.38	MJE393	0.66	OC47	2.84	TIP3055	0.84	2G302	1.15	2N2933	0.16	2N4556	0.40
AA361	0.31	AS248	1.90	BC203	0.18	BD162	0.50	BF364	0.38	MJE394	0.66	OC48	2.84	TIP3055	0.84	2G302	1.15	2N2934	0.16	2N4557	0.40
AA362	0.31	AS249	1.90	BC204	0.18	BD163	0.50	BF365	0.38	MJE395	0.66	OC49	2.84	TIP3055	0.84	2G302	1.15	2N2935	0.16	2N4558	0.40
AA363	0.31	AS250	1.90	BC205	0.18	BD164	0.50	BF366	0.38	MJE396	0.66	OC50	2.84	TIP3055	0.84	2G302	1.15	2N2936	0.16	2N4559	0.40
AA364	0.31	AS251	1.90	BC206	0.18	BD165	0.50	BF367	0.38	MJE397	0.66	OC51	2.84	TIP3055	0.84	2G302	1.15	2N2937	0.16	2N4560	0.40
AA365	0.31	AS252	1.90	BC207	0.18	BD166	0.50	BF368	0.38	MJE398	0.66	OC52	2.84	TIP3055	0.84	2G302	1.15	2N2938	0.16	2N4561	0.40
AA366	0.31	AS253	1.90	BC208	0.18	BD167	0.50	BF369	0.38	MJE399	0.66	OC53	2.84	TIP3055	0.84	2G302	1.15	2N2939	0.16	2N4562	0.40
AA367	0.31	AS254	1.90	BC209	0.18	BD168	0.50	BF370	0.38	MJE400	0.66	OC54	2.84	TIP3055	0.84	2G302	1.15	2N2940	0.16	2N4563	0.40
AA368	0.31	AS255	1.90	BC210	0.18	BD169	0.50	BF371	0.38	MJE401	0.66	OC55	2.84	TIP3055	0.84	2G302	1.15	2N2941	0.16	2N4564	0.40
AA369	0.31	AS256	1.90	BC211	0.18	BD170	0.50	BF372	0.38	MJE402	0.66	OC56	2.84	TIP3055	0.84	2G302	1.15	2N2942	0.16	2N4565	0.40
AA370	0.31	AS257	1.90	BC212	0.18	BD171	0.50	BF373	0.38	MJE403	0.66	OC57	2.84	TIP3055	0.84	2G302	1.15	2N2943	0.16	2N4566	0.40
AA371	0.31	AS258	1.90	BC213	0.18	BD172	0.50	BF374	0.38	MJE404	0.66	OC58	2.84	TIP3055	0.84	2G302	1.15	2N2944	0.16	2N4567	0.40
AA372	0.31	AS259	1.90	BC214	0.18	BD173	0.50	BF375	0.38	MJE405	0.66	OC59	2.84	TIP3055	0.84	2G302	1.15	2N2945	0.16	2N4568	0.40
AA373	0.31	AS260	1.90	BC215	0.18	BD174	0.50	BF376	0.38	MJE406	0.66	OC60	2.84	TIP3055	0.84	2G302	1.15	2N2946	0.16	2N4569	0.40
AA374	0.31	AS261	1.90	BC216	0.18	BD175	0.50	BF377	0.38	MJE407	0.66	OC61	2.84	TIP3055	0.84	2G302	1.15	2N2947	0.16	2N4570	0.40
AA375	0.31	AS262	1.90	BC217	0.18	BD176	0.50	BF378	0.38	MJE408	0.66	OC62	2.84	TIP3055	0.84	2G302	1.15	2N2948	0.16	2N4571	0.40
AA376	0.31	AS263	1.90	BC218	0.18	BD177	0.50	BF379	0.38	MJE409	0.66	OC63	2.84	TIP3055	0.84	2G302	1.15	2N2949	0.16	2N4572	0.40
AA377	0.31	AS264	1.90	BC219	0.18	BD178	0.50	BF380	0.38	MJE410	0.66	OC64	2.84	TIP3055	0.84	2G302	1.15	2N2950	0.16	2N4573	0.40
AA378	0.31	AS265	1.90	BC220	0.18	BD179	0.50	BF381	0.38	MJE411	0.66	OC65	2.84	TIP3055	0.84	2G302	1.15	2N2951	0.16	2N4574	0.40
AA379	0.31	AS266	1.90	BC221	0.18	BD180	0.50	BF382	0.38	MJE412	0.66	OC66	2.84	TIP3055	0.84	2G302	1.15	2N2952	0.16	2N4575	0.40
AA380	0.31	AS267	1.90	BC222	0.18	BD181	0.50	BF383	0.38	MJE413	0.66	OC67	2.84	TIP3055	0.84	2G302	1.15	2N2953	0.16	2N4576	0.40
AA381	0.31	AS268	1.90	BC223	0.18	BD182	0.50	BF384	0.38	MJE414	0.66	OC68	2.84	TIP3055	0.84	2G302	1.15	2N2954	0.16	2N4577	0.40
AA382	0.31	AS269	1.90	BC224	0.18	BD183	0.50	BF385	0.38	MJE415	0.66	OC69	2.84	TIP3055	0.84	2G302	1.15	2N2955	0.16	2N4578	0.40
AA383	0.31	AS270	1.90	BC225	0.18	BD184	0.50	BF386	0.38	MJE416	0.66	OC70	2.84	TIP3055	0.84	2G302	1.15	2N2956	0.16	2N4579	0.40
AA384	0.31	AS271	1.90	BC226	0.18	BD185	0.50	BF387	0.38	MJE417	0.66	OC71	2.84	TIP3055	0.84	2G302	1.15	2N2957	0.16	2N4580	0.40
AA385	0.31	AS272	1.90	BC227	0.18	BD186	0.50	BF388	0.38	MJE418	0.66	OC72	2.84	TIP3055	0.84	2G302	1.15	2N2958	0.16	2N4581	0.40
AA386	0.31	AS273	1.90	BC228	0.18	BD187	0.50	BF389	0.38	MJE419	0.66	OC73	2.84	TIP3055	0.84	2G302	1.15	2N2959	0.16	2N4582	0.40
AA387	0.31	AS274	1.90	BC229	0.18	BD188	0.50	BF390	0.38	MJE420	0.66	OC74	2.84	TIP3055	0.84	2G302	1.15				



# Electronic Brokers

49/53 Pancras Road London NW1 2QB Tel: 01-837 7781. Telex 298694

## ONLY SMALL SELECTION OF OUR VAST STOCKS SHOWN HERE — SEND FOR LATEST CATALOGUE

Electronic Brokers unique catalogue contains 62 pages plus update of second user Test Equipment, and Mini Computers and Peripherals. Vast lists of Signal Sources, Oscilloscopes, DVMs, Counters, Recorders, DEC Computers, VDUs, Teletypes, etc. Largest stocks — most cost effective.


**LATEST EDITION JUST OUT. SENT FREE IN UK.**  
Airmail to overseas addresses £2.00



### MARCONI INSTRS.

TF 2162 M.F. Attenuator  
0-111dB. Steps of 0.1dB  
DC-1MHz. 600Ω

**£135.00**



### SOLARTRON

7055 Microprocessor Controlled D.M.M.  
Without processor option  
With processor option


**£975.00**  
**£1300.00**



### HEWLETT PACKARD

1703A Storage Oscilloscope  
35MHz Delayed Sweep.  
Storage. Dual Channel


**£1850.00**



### MARCONI INSTRS.

TF2012 U.H.F.F.M. Signal  
Generator 400-520MHz Very low  
noise & freq. drift


**£900.00**



### WAYNE KERR

B642 Autobalance Univ. Bridge  
Typically 0.1% accuracy L.C.R. & G  
measurements

**£695.00**



### MARCONI INSTRUMENTS

TF 2300B. FM/AM Modulation Meter  
Carrier Freq. 4 to 1200MHz. Deviation  
range up to 500KHz.  
Measures AM depth up to 95% at  
carrier freqs. up to 400MHz.

**£950.00**

Unless otherwise stated all equipment offered in the Electronic Brokers 4-page advertisement is refurbished and in the case of Test Equipment also calibrated. Test equipment is guaranteed for 12 months; computer peripherals for 3 months.


Add 15% VAT to ALL PRICES

Carriage and Packing charge extra on all items unless otherwise stated.

Hours of Business:  
9 a.m.-5 p.m., Mon.-Fri.  
Closed lunch 1-2 p.m.

A copy of our trading conditions is available on request.

WW — 107 FOR FURTHER DETAILS




### HEWLETT PACKARD

5½ DIGIT D.M.M. 3490A  
AC-DC volts  
and resistance  
Self check facility

**only £550.00**

Current new price  
**£1,678.00**



### WESTON

4449 3½ Digit DMM  
AC-DC Voltage and current and resistance.  
**SUPERB VALUE AT ONLY**  
**QUANTITIES AVAILABLE UNUSED**

**£49.50**

# No.1 in Second User Test Equipment

COMPREHENSIVE STOCKS OF GOOD QUALITY

## SIGNAL SOURCES

AT INCREDIBLE  
LOW PRICES

### HEWLETT PACKARD

203A Variable Phase Sine & Square Wave Generator  
0.005Hz-60kHz. Up to 5V into 600Ω. Phase range 0.360° between  
reference O/P and variable O/P, sine and square simultaneous  
**£495.00**

851B Oscillator.  
10Hz-10MHz. 0.1mV-316V into 50 or 600Ω Sine Wave only. Metered O/P  
**£415.00**

808D VHF Signal Generator.  
10-420MHz. 0.1μV-0.5V into 50Ω AM: 0-95%.  
**£420.00**

808E VHF Signal Generator.  
10-480MHz. 0.1μV-1V into 50Ω AM 0-95% @ 400Hz or 1kHz  
**£450.00**

808F VHF Generator.  
10-455MHz. 0.1μV into 50Ω AM 0-95% @ 400Hz and 1kHz.  
External pulse modulation  
**£450.00**

812A UHF Signal Generator.  
540-1230MHz. 0.1μV-0.5V into 50Ω AM: 0.90% Ext. pulse mod  
**£850.00**

4204A Decade Oscillator.  
10Hz-1MHz. Max O/P 10V into 600Ω. Attenuator range 80dB in 10dB steps  
with variable in between ranges. Metered O/P. Sine wave only  
**£750.00**

8640A AM-FM Signal Generator.  
500kHz-512MHz. 0.013μV-2V into 50Ω AM 0-100% FM 0-4120kHz  
but dependent on CW frequency range. Mod. frequency 400Hz and 1kHz  
**£1800.00**

### MARCONI INSTRUMENTS

TF 144H/4 AM Signal Generator  
10kHz-72MHz. 2μV-2V O/P into 50 ohms. AM 0-80% @ 400Hz and 1kHz  
**£750.00**

TF144H/4S AM Signal Generator.  
Same spec as 144H/4 but hermetically sealed meters  
**£550.00**

TF144H/S AM Signal Generator.  
Similar spec to TF144H/4S.  
**£350.00**

TF801D/1 AM Signal Generator.  
10kHz-470MHz. 0.1μV-1V into 50Ω. AM 0-90% @ 1kHz  
**£400.00**

TF801D/8S AM Signal Generator.  
Similar spec to TF801D/1  
**£600.00**

TF801D/5M1 AM Signal Generator.  
10-400MHz 0.1μV-1V into 50Ω. AM 0-90% @ 1kHz. Demodulator  
output, 75MHz Crystal  
**£450.00**

TF995B/2 AM/FM Signal Generator.  
200kHz-220MHz 1μV-200mV into 75Ω. AM 0-50% @ 1.5kHz-1kHz and 400Hz.  
FM 0±25kHz and 0±75kHz @ 1.5kHz. 1kHz and 400Hz rate. Supplied  
with 50Ω matching pad  
**£675.00**

TF1066B/6 AM Signal Generator.  
10-470MHz. 0.2μV-200mV into 50Ω. AM 0-40% @ 1 or 5kHz. FM 0-400kHz  
@ 1 or 5kHz rate  
**£675.00**

TF1101 R-C Oscillator.  
20Hz-200kHz. 1mV-20V into 600Ω. Metered O/P  
**£100.00**

TF1370A R-C Oscillator.  
Later version of TF1370 Main difference is four switched low O/P impedances  
of 75, 100, 130 and 600Ω  
**£275.00**

TF2000 AF Oscillator.  
20Hz-20kHz. O/P up to 4.36V via 0-111dB attenuator. O/P Z 75, 150 or 600Ω.  
Metered O/P. Attenuator can be used separately dc-550kHz @ 600Ω  
**£325.00**

TF2012 UHF Signal Generator.  
400-520MHz. 0.03μV-200mV O/P. O/P Z 50 ohms. FM deviation  
± 10.30-100kHz. Modulation frequency 300Hz to 3kHz  
**£900.00**

TF2005R Two Tone AF Signal Source.  
2 identical oscillators 20Hz-20kHz. + 10dBm. O/P 0-111dB attenuator  
with metered O/P. O/P Z 600Ω-150Ω-75Ω  
**£299.00**

TF2101 MF Oscillator.  
30Hz-550kHz. O/P continuously variable up to 1.1V into 600Ω  
**£115.00**

TF2102M/1 AF Oscillator.  
3Hz-30kHz. 10V into 600Ω  
**£195.00**

TF2909 Grey Scale Generator.  
Suitable for Monochrome & colour systems.  
**£600.00**

TF2950/5 Mobile Radio Test Set.  
65-108MHz. 138-180MHz. 420-470MHz. AM/FM Generator, 1kHz audio oscillator,  
RF power meter, AF mV/meter, AM/FM modulation meter.  
Mains/battery operation.  
**£1250.00**

### RACAL

9081 Synthesized Signal Generator.  
Frequency Range 5-520MHz. AM, FM, Phase & Pulse modulation.  
**£1900.00**

### SINGER

FM-10 Decade Switched FM Signal  
Generator.  
Up to 500MHz.  
**£1200.00**

### PHILIPS

PM5167 Function Generator.  
1MHz-10MHz. Sine, square, ± pulse, ramp, triangle, single shot with variable phase.  
O/P 40V Pk-Pk into 50Ω Reduced frequency range on triangle and ± pulse.  
Variable DC offset, ext sweep.  
**£675.00**

PM5326 AM/FM Signal Generator with digital readout of frequency.  
100kHz-125MHz. Up to 50mV into 75Ω AM @ 30% @ 1kHz.  
FM. @ ± 22.kHz @ 1kHz. Ext counter 0-999.99kHz.  
**£695.00**

PM5326X AM/FM Signal Generator.  
Same spec as PM5326 but ext. counter up to 99.999MHz.  
**£735.00**

PM5127 Function Generator.  
Sine/square/triangle/pulse signals. External sweep. Variable DC offset.  
Variable width. Frequency range 100mHz-1MHz.  
**£395.00**

PM5108 Function Generator.  
Sine, square, triangle signals. Variable DC offset. TTL output.  
Stepped and continuous attenuation. Frequency range 1Hz-1MHz  
**£250.00**

### TELONIC

SM2000 Sweeper Main Frame with E-3M RF Plug-In Unit.  
530MHz-3.1. 12GHz. 0.4V max O/P into 50Ω. Sweep speed 0.015-100S.  
Sweep width up to 8% of range  
**£475.00**

2003 Sweeper Main Frame c/w 3302, 3331, 3341, 3351, 3360 and 3370  
modules. Frequency range 0-300MHz. sweep width 0-100% of the range  
0-62dB o/p attenuator in 1dB steps. O/P Z 75 Sweep time 0.01-50S. Internal  
5 & 10MHz markers. Internal AM/FM modulation. Internal detector  
**£1150.00**

### TEXSCAN

VS40 Sweep Generator.  
Frequency range 1MHz-300MHz.  
**£650.00**

### WAVETEK


135 Lin/Log Sweep Function Generator. 0.2Hz-2MHz. 10V into 50Ω  
Sine square, triangle, Sweep time 10μS-10000S.  
**£275.00**

144 Sweep Function Generator. 0.005Hz-10MHz. 15V into 50Ω.  
Output attenuator 0-60dB in 10dB steps. Sine, square, triangle, pos and  
neg pulse. Sweep time 10μS-1000S.  
**£325.00**

1801A RF Sweep Generator.  
1-950MHz in 2 ranges. 0.7V max O/P into 75Ω. O/P attenuator 70dB in  
1dB increments. Sweep width 200kHz-5000MHz. Sweep time 10mS-100S.  
**£435.00**

# Electronic Brokers

49/53 Pancras Road London NW1 2QB Tel: 01-837 7781. Telex 298694



## HEWLETT PACKARD

Spectrum Analyser System  
141T Display  
8552A IF Section  
8554L RF Section  
500KHz-1250MHz

**TOTAL PRICE £5,250**

## BRIDGES

### GENERAL RADIO

Immittance Bridge 1607A **£750**  
1608A LCR Bridge. Accuracy typically .05% **£1,450**

### MARCONI INSTR.

Univ. Bridge TF1313A (0.1%) **£790**  
In Situ Univ. Bridge TF2701 **£395**  
Univ. Bridge TF1313 **£395**

### WAYNE KERR

Univ. Bridge B221 (0.1%) **£275**  
Univ. Bridge B521 (1%) **£120**  
Low Impedance Adaptor Q221 **£75**

## CALIBRATION EQUIPMENT

### NEWLETT PACKARD

DC Voltage Source & Differential Voltmeter 740B **£850**  
DC Voltage Source & AC/DC Diff. Voltmeter 741B **£975**

### FLUKE

833AB AC/DC Differential Voltmeter **£975**

### TEKTRONIX

Time Mark Generator 184 **£275**  
Time Mark Generator 2901 **£450**  
5nS Pulse Generator 2101 **£525**  
Pulse Generator 109 **£320**

## SOUND LEVEL METERS

### BRUEL & KJAER

Sound Level Meter 2203 **£500**

### GENERAL RADIO

Portable Sound Level Meter 1983 **£190**  
1933 & 1935 Portable Sound Level Meter with data cassette recorder **£2,600**  
Portable Sound Level Meter 1981 **£575**

## DIGITAL COUNTERS

### GOULD ADVANCE

500MHz Counter TC15+15P1 **£495**  
80MHz Counter TC17 or TC17A **£195**

### FLUKE

125MHz Multi-Function Counter 1910A-01 **£285**  
125MHz Multi-Function Counter 1910A **£199**  
520MHz Communications Counter 1920A-06 **£490**  
125MHz Multi-Function Counter 1925A **£405**  
125MHz Univ. Timer Counter. 1953A-15-16 **£850**

### PHILIPS

80MHz Timer Counter PM6612 **£405**  
1GHz Timer Counter PM6615 **£795**  
80MHz Freq. Counter PM6661 **£185**  
512MHz Freq. Counter PM6645 **£710**  
520MHz Automatic Freq. Counters PM6664 **£305**  
520MHz Counter PM6614 **£450**  
80MHz 9 digit Univ. Counter PM6611/02 **£350**  
50MHz 6 digit Timer Counter **£150**

### RACAL

520MHz Counter 9915 **£395**

### SYSTRON DONNER

50MHz Counter Timer 6250 **£175**  
LF Freq. Counter 6220 **£160**

## DIGITAL VOLTMETERS & MULTIMETERS

### ADVANCE

True R.M.S. Voltmeter DRM6 **£150**

### DATRON

5½ digit D.M.M. 1051 **£995**

### FLUKE

4½ digit D.M.M. 8040A-01 **£220**  
4½ digit D.M.M. 8600A **£290**  
4½ digit D.M.M. 8600A-01 **£335**  
8300A D.M.M. **£199**  
8800A D.M.M. 5½ digit **£599**

### HEWLETT PACKARD

5½ digit D.M.M. 34702A + 34740A **£295**

### PHILIPS

4 digit D.M.M. PM2424 **£300**  
4½ digit DC. D.V.M. PM2443 **£430**  
3½ digit D.M.M. PM2513 **£90**  
3½ digit D.M.M. PM2513A **£95**  
Autoranging D.M.M. PM2514 **£125**  
Autoranging D.M.M. PM2527 **£400**

D.M.M. PM2517E **£120**  
D.M.M. PM2522A **£200**

### SCHLUMBERGER-SOLARTRON

5½ digit Digital Multimeter A243 **£675**  
4½ digit D.M.M. 7050 **£350**  
D.M.M. (Microprocessor Controlled) 7065 **£1,150**  
—with processor option **£1,450**

## OSCILLOSCOPE PROBES

### ELECTRONIC BROKERS (NEW)

X1 Probe Kit EB90 **£9**  
X10 Probe Kit EB91 **£11**  
X1X10 Probe Kit EB95 **£15**

## MISCELLANEOUS

### AVO

Electronic Multimeter EA113 **£85**  
Multimeter Model 8 Mk V **£65**

### BIOMATION

16 Channel Logic Analyser 1650 **£4,100**

### BOONTON

True R.M.S. Voltmeter 93A **£375**

### BRADLEY

DC Voltage Calibrator 126B **£275**

### DATA LABS

Power Line Disturbance Monitor **£300**

### DYMAR

LF Wave Analyser 1771 **£375**  
AM/FM Mod. Meter 1785 **£300**

LF Distortion Meter 1765 **£250**

### GERTSCH

Complex Ratio Bridge CR1B **£600**

### GENERAL RADIO

Vibration Analyser 1911A **£2,100**

### HEWLETT PACKARD

Power Meter 432A+478 **£450**  
Camera 195A **£295**  
Camera 198A **£200**  
True R.M.S. Voltmeter 3400A **£505**

Microwave Freq. Converter 2590B **£595**

16 Channel Logic Analyser 1600A **£2,050**

### MARCONI INSTRUMENTS

AF Transmission Test Set TF2332 **£425**  
MF Transmission Test Set TF2333 **£600**  
Quantization Distortion Tester TF2343 **£400**  
Deviation Meter TF791D **£195**  
Electronic Voltmeters TF2604 **£250**  
Q meter system TF1245/46/47 **£875**

Divider TF2422 **£75**

Sine Sq. Pulse & Bar Generator TF2905 **£450**

Grey Scale Generator TF2909 **£600**

AM/FM Mod. Meter TF2300A **£550**

Mobile Radio Test Set TF2950/5 **£1,250**

RF Millivoltmeter TF2603 **£525**  
Diff Voltmeter TF2606 **£200**  
D.F.M. TF2331 **£475**  
Wave Analyser TF2330A **£725**

### PHILIPS

Pulse Generator PM5715 **£575**  
AC Millivoltmeter PM2454B **£299**  
Pulse Generator PM5776 **£700**  
Pattern Generator PM5501 **£180**  
Wow & Flutter PM6307 **£275**

## OSCILLOSCOPES

### ADVANCE

Storage Scope OS2200 **£745**

### COSSOR

35MHz Dual Trace CDU 150 **£450**  
50MHz Dual Trace 4000 **£525**  
75MHz Dual Trace 4100 **£695**

### HEWLETT PACKARD

500KHz High Sensitivity 130C **£345**

75MHz Dual Trace 1707B **£925**  
T.D.R. System 140A + 1415A **£1,200**

T.D.R. System 140B + 1415A **£1,500**

**PHILIPS**

5MHz Battery Miniscope PM3010 **£325**

15MHz Portable Dual Trace PM3211 **£450**

25MHz Portable Dual Trace PM3212 **£625**

25MHz Portable Dual Trace PM3214 **£700**

120MHz Portable Dual Trace PM3260 **£1,095**

100MHz Portable Dual Trace PM3262 **£1,300**

50MHz Storage Scope PM3243 **£2,000**

### TEKTRONIX

10MHz Dual Trace Battery Miniscope 326 **£900**

24MHz Dual Trace 545B + CA **£299**

50MHz Dual Trace 547 + 1A1 **£775**

100MHz Dual Trace 465 **£1,250**

150MHz Dual Trace 454 **£1,250**

500MHz Dual Trace 7904, 7A26, 7A19, 7A21, 7B92 **£6,350**

25MHz Split Screen Storage Scope 434 **£1,600**

Large stocks of Plug Ins for 500 series mainframes at new low prices. Details on request.

### TELEQUIPMENT

10MHz Single Trace P7CRT S54AR (Mint) **£175**

50MHz Dual Trace D75 **£675**

Curve Tracer CT71 **£400**

## RECORDERS

### AMPEX

FM/DR Tape Recorder PR2200 **£6,500**

### BRUSH

Multipoint 8 Channel Chart Recorder 816 **£695**

**HEWLETT PACKARD**  
XYT Plotter 7035 **£650**

**PHILIPS**  
Single Channel Chart Recorder PM8110 **£225**

**RACAL**  
Store 4FM Tape Recorder **£2,600**

**RECORD**  
3in. Chart Recorder 500uA 1 & 6in/hour **£75**

**SHANDON SOUTHERN**  
6 Channel Recorder 10-650 **£725**

**WATANABE**  
6 Channel Chart Recorder MC641 **£2,250**

**YOKOGAWA**  
2 Channel Chart Recorder 3047 **£530**

# No.1 in Second User Minis & Peripherals



**EDITING VDU**

Superb specification including full edit capability, direct cursor addressing, 5 switch-selectable baud rates (110-9600) detachable keyboard, printer port, standard RS232 (V.24) interface.

**HAZELTIME H-2000A** NOW ONLY **£395**



**BRAND NEW SURPLUS**


**DEC PDP11/04 — SPECIAL PURCHASE**

PDP11/04-MD 9-slot 5 1/4" Processor with 28kW core and DL11W interface **£4,500.**  
 PDP11/04-BD 9-slot 5 1/4" Processor with 8kW MOS and DL11W interface **£3,250.**




**TEXAS 733ASR**

Automatic Send/Receive Terminal utilising high-performance twin cassette drive for fast time-saving transmission and off-line storage **£1,450.**




**GE TERMINET 1200**

**TYPEWRITER QUALITY** impact printer with switch-selectable print speeds of 10, 30 and 120cps. 80 print positions with adjustable pin-feed paper tractor, full upper and lower case ASCII character set, current loop (20mA) interface **£695.**



**BALL MIRATEL MONITOR**

9" diagonal P4 phosphor tube Bandwidth 12MHz (1-3dB) Input voltage 220V 50/60Hz 24W Output voltage +15V DC (short circuit protected) +12kV DC 12 6V rms Separate horizontal and vertical sync Supplied complete with high and low voltage power supplies amplifier and attractive moulded plastic housing including space for keyboard Full technical manual provided **£95** (total including carriage and VAT £123)



**NEW ASCII KEYBOARDS**

KB756 ROM-encoded 56-station keyboards with full 128 ASCII character set. Standard TTL logic. Power requirements +5 — 12V. Supplied with full technical data and circuitry (see next column for prices).

**DEC EQUIPMENT**

BA11-ES Expander Box **£750**  
 KW11P Programmable Clock **£345**  
 M9301-YB Bootstrap Module **£250**  
 MM11-LP 8k Add-on Core with backplane (11-05, 11-35) **£750**  
 PDP8E — Series — Large stocks of add-on core and option modules.  
 PDP11-05 Processor, 5 1/4" chassis, 8kW core **PRICE £1,850**  
 (additional core available in 8k increments)  
 PR11 High-speed paper tape reader and control **£1,450**  
 RK05J Add-on disk drive **£1,750**  
 RK05K-11 Disk packs **£35**  
 TC11 TU56 DEC tape drive and control **£1,395**

**COMPUTER PERIPHERALS**

**CENTRONICS 101 Matrix printer**  
 64 ASCII uppercase character set. 165 characters per second. 132 print columns. 5x7 dot matrix. Parallel input. **PRICE: £750**

**SCOPE DATA SERIES 200 PRINTER**  
 200 cps 80 column receive-only matrix printer. Full upper and lower case ASCII character set. Standard RS232 interface Electro-sensitive printing ensuring quiet operation. **BRAND NEW SURPLUS.** New low price **£495.**

**SEAELECTRO PATCH BOARDS**  
 Programme boards for switching and interconnecting input/output circuits. 11x20 XY matrix. Interconnection is by means of shorting. Skip and component holding pins (not included). Dimensions 7 1/2" x 5 3/4" x 1". **PRICE £12.50** (mail order total £14.58).

**CALCOMP 565 DIGITAL DRUM PLOTTER** Y-Axis 11", X-Axis 120". Maximum speed 300 increments 4.2" per second. Input positive or negative polarity pulses, amplitude greater than 10V, rise time less than 10 microsec., minimum pulse with 4 microsec. Source impedance less than 500 ohms. **PRICE £1,250.**

**NEW SHUGART FLOPPY DISC DRIVES**  
 SA400 Minifloppy — 110KB capacity, 35 tracks, transfer rate 125-bit/sec. AV access time 550 msec. Power requirements +5V DC +12V DC. **PRICE £195.**  
 SA800 Floppy — 400KB capacity, 77 tracks, transfer rate 250k-bit/sec AV access time 280msec. Power requirements +24V DC +5V DC. **PRICE £395**

**TEXAS SILENT 700 TERMINAL**  
 Model 725 Portable with integral acoustic coupler and carrying case **£695.**  
 Model 742 Programmable. From: **£1,750**

**HAZELTIME "Glass Teletype" VDUs**  
 12" screen, choice of 2 switch-selectable baud rates (from range 110/9600) standard RS232 (V.24) interface  
 Model H-1000 (12 lines of 80 characters) **£350**  
 Model H-1200 (24 lines of 80 characters) **£375**

**ICL TERMIPRINTER 7075**  
**TYPEWRITER-QUALITY** Keyboard Send/Receive Impact Printer providing full upper and lower case character set, switch-selectable print speeds of 10, 15 and 30cps, 118-column print line with pin-feed platen suitable for paper rolls or continuous stationery (paper width 12.85") Standard V.24 (RS232) interface. **PRICE: £575**

**DIGITRONICS PAPER PUNCH TAPE**

Solenoid-actuated unit capable of punching 5 to 8 channel tapes asynchronously. Basic punch contains 8 data, 1 sprocket and 2 transport solenoids plus end-of-tape switch. Pulse amplitude 27V DC. Very compact unit measuring only 6 1/2" x 8" x 5 1/2", weight 9 1/2 lbs. Model P120 (20cps) **£75.** Model P135 (35cps) **£95**

**NEW ASCII II**

KB756 56 key-stations mounted on PCB	<b>£49.50</b>	<b>£58.65</b>
KB756MF, as above, fitted with metal mounting frame for extra rigidity	<b>£55.00</b>	<b>£64.98</b>
Optional Extras		
KB15P Edge Connector	<b>£3.25</b>	<b>£4.31</b>
KB701 Plastic Enclosure	<b>£12.50</b>	<b>£15.24</b>
KB702 Steel Enclosure	<b>£25.00</b>	<b>£30.48</b>
KB710 Numeric Pad	<b>£8.00</b>	<b>£9.78</b>
KB2376 Spare ROM Encoder	<b>£12.50</b>	<b>£14.95</b>
DC512 AC-DC Converter	<b>£7.50</b>	<b>£9.20</b>

**LATEST ADDITION TO THE RANGE**

KB771 71 Station keyboard incorporating separate numeric/cursor control pad and installed in custom-built steel enclosure with textured enamel finish. Case dimensions: 17 1/4" x 7 1/2" x 3 3/4". Total weight: 4kg. **PRICE £95** (mail order total **£115**)  
 D255 Connector for KB771 **£4.25** **£5.46**  
 Quantity Discounts available  
**NEW KEYPAD/KEYSWITCH KITS — ASCII CHARACTER SET. BRAND NEW SURPLUS**  
 Pack of 58 keytops and keyswitches comprising 49 "Qwerty" set, TTY format + 9 Edit/Function keys. **PRICE £15** (mail order total **£18.98**).

# Electronic Brokers

WW-120 FOR FURTHER DETAILS

Table with columns for TTLs by TEXAS (7400-74221), LINEAR ICs (AV1-0212, AV1-1313, etc.), and BREADBOARDS (EXP350 3.6" x 2.1", etc.).

Table with columns for VEROBOARDS (2.5 x 3.75", 3.75 x 3.75", etc.), TRANSISTORS (AC126, AC127, AC176, etc.), MEMORIES (2102ZL, 2107B, 2111-2, etc.), ROM/PROMs (71301, 745188, etc.), EPROMs (1702A, 2516, etc.), SUPPORT DEVICES (3245, 4002, etc.), and IC TEST CLIPS (14 pin, 16 pin).

Table with columns for TRANSISTORS (BF259, BFR39, BFR40, etc.), MEMORIES (2102ZL, 2107B, 2111-2, etc.), ROM/PROMs (71301, 745188, etc.), EPROMs (1702A, 2516, etc.), SUPPORT DEVICES (3245, 4002, etc.), and IC TEST CLIPS (14 pin, 16 pin).

Table with columns for DIODES (DH05, DH06, etc.), TRIACS PLASTIC (3A 400V, 6A 500V, etc.), THYRISTORS (1A 50V, 1A 400V, etc.), HEAT SINKS (For TO220 Volt, etc.), BRIDGE RECTIFIERS (1A 50V, 1A 100V, etc.), LOW PROFILE DIL SOCKETS BY TEXAS (8 pin, 14 pin, 16 pin), WIRE WRAP SOCKETS BY TEXAS (8 pin, 14 pin, 16 pin), SUBMINIATURE SWITCHES (Toggle, SPST, DPDT, etc.), ANTEX SOLDERING IRONS (C-15W, CX-17W, etc.), SPARE BITS (C/CX/CCN, X25), SPARE ELEMENTS (C/CX/X25, CCN), ADCOLA IRONS (K1000, K2000), VEROBOARDS (DIP Breadboard, 4.15 x 6.15), CRYSTALS (100KHz, 1.0MHz, etc.), RESISTORS High (5% 5k E12, 5% 10k E12), CONNCTOR PLUGS (31 way Plug, 31 way Socket), EDGEBOARD CONNECTORS 0.156" PITCH (2 x 10 way, 2 x 15 way), COUNTERS (ICM7216B, ICM7217A, etc.), TTL & ECL (74C02, MC1404, etc.), and COMPUTER KITS (MEMORY MAPPED VDU INTERFACE KIT, SERIAL I/P VDU INTERFACE KIT, etc.).

VAT RATE: Please add VAT at 15% on total order value. Access and Barclaycard accepted. Please send SAE for list.

Please add 30p p&p & VAT. Government, Colleges, etc.: Orders accepted. CALLERS WELCOME. Mon-Fri 9.30-5.30, Saturday 10.30-4.30.

TECHNOMATIC LTD. 17 Burnley Road, London NW10 (2 minutes Dollis Hill tube station) (ampie street parking). Tel: 01-452 1500. Telex: 922800. We carry a large stock of 74 and 74LS TTLs, CMOS, Linear, Memories, etc. and can normally offer ex-stock deliveries. We welcome inquiries for volume quantities both from local and overseas buyers.

**25 WATT SPEAKERS.** Comprising 8" woofer and 3" tweeter with crossover and terminal connection panel, all mounted in good quality non resonant cabinet. These are extremely good quality units comparable with those selling at twice the price. Cabinet size approx. 20" high, 10 1/2" wide and 8 1/2" deep, heavy cabinet made of thick blackboard. Price £22.00 + £3.75 the pair, well worth your coming to collect but if you cannot collect they are still worth this £5.00 extra for carriage.

**TWIN PADDED FLEX.** 5 amp ideal for some electric irons and appliances that require very flexible lead, 10 metre lengths. Price £1.00 + 15p. Post 40p.

**ROD THERMOSTAT.** Suitable for high temperatures up to 550°F. This is adjustable either at the head or remotely by a length of flexible drive. Price £2.50 + 38p.

**DRY FILM LUBRICANT.** In aerosol can for easy application and for putting lubricant into places where the normal oil-cannet cannot reach. Offered at half the original list price. 50p + 7p per can (8 oz) or 12 cans for £4.60p post £1.05. The lubricant is Fluon L169.

**ASSORTED MICROSWITCHES.** 10 different small, medium and large sizes to suit most projects and repair jobs. Price £1.50 + 22p. If this pack does not contain the one you want give us a ring we may have it.

**PUSH SWITCHES.** That really stand out, its large dish knob also makes this extra easy to operate, spring to return to normal when pressure is removed. 10 amp 250 volt changeover contacts. Type 1, 1 c/o 40p + 60p. Type 2, 2 c/o 60p + 9p. Type 3, 3 c/o 80p + 12p.

**NEW KIT.** Light Tracer and Strobe for disco's or parties. 2 running light patterns and the strobe. Was described with full constructional details in September Everyday Electronics. Our price for complete kit including case £14 + £2.10.

**SPRING LOADED ROCKER SWITCH.** Made originally for car dash. This is a simple on/off for up to 10 amps. Price 25p + 4p.

**RF PANEL SWITCH.** Arco made. This is a handsome switch, it has a long flat-panel toggle, black and chrome finish. Rated 2 amps at 250 volts and double-pole on/off. Price 10p + 6p.

**5 PUSH BUTTON SWITCH** Suitable mains audio or RF. Each switch rated at 250 volts 15 amps. 1st (black push button) closes 2 circuits; 2nd (white push button) operates one changeover; 3rd (white push button) operates one changeover; 4th (white push button) opens one circuit. Note: All depressed buttons remain shut until cleared by the 5th (red button). Further note: It is a relatively easy job to alter the position of the tags, thus making the switches suit your circuit. Fitted with 3 white, 1 red and 1 black button. Price 75p + 11p.

**COMBINATION SWITCH.** This comprises 12 miniature changeover micro switches joined in banks of 3 and mounted on frame with four digital numbered thumb wheels and a removable lever for locking the thumb wheel, the thumb wheel operates 3 banks. Over 4,000 combinations are possible, by re-wiring the switch connections underneath thousands more variations are possible. If you are making equipment which should not be switched on accidentally or without authority, then this is a switch to consider. It can be used as a coding switch for many other operations. Very neat and compact, measuring approx. 4 1/4" x 1 1/4" and 1 1/2" deep. Price £1.75 + 26p.

**BALANCED ARMATURE INSERTS.** 600 ohm impedance, use as either speaker or mike. Price 50p + 75p.

**PHOTO TRANSISTOR.** First class maker, will respond to light or infra-red. 5 for £1 + 15p, 100 for £15 + £2.20, 1,000 for £125 + £18.75.

**CONTACT STAT.** This is a skeleton thermostat with control knob calibrated 90°F - 190°F. Put it into a box and you have calibrated wall stat or fix its flat base in close contact with the item to be controlled, for instance, bolt it to the casing of an electric motor, heat sink of semi-conductor or other device which must not be allowed to overheat or strap it to a water tank etc. etc. The switch will make and break 15 amps at normal mains voltage. Price £1.50 + 22p.

**MEDIUM WAVE PERMISSIBILITY (2 Stage).** Made for car radios, could be the basis of a simple radio on medium waves. Basically the tuner comprises an aerial coil and an oscillator coil tuned by moving slugs in and out of the coils: a simple radio the tuning could be done by thumb on the geared drive wheel which protrudes through the side of the tuner. A TRF circuit tuning the medium wave band should be possible with the minimum of components. Price 75p + 11p.

**POWERFUL REVERSIBLE MOTOR WITH GEARBOX.** Final speed 56 rpm. Has a pull of 50lb to the inch, which makes it suitable for opening doors, ventilators etc. Made by France, for vks operation and supplied complete with capacitor. Price £15 + £2.25, carriage £2.

**LIMIT SWITCHES.** Neat hard polished plastic lever suitable for 230 volts at 10 amps, changeover contacts. Price 50p + 75p.

**PROJECT BOXES.** Neat hard polished plastic boxes with lids now available in four sizes:

- 1. 76x58x35 mm. Price 75p + 11p.
- 2. 96x72x35 mm. Price 85p + 13p.
- 3. 115x95x40 mm. Price £1 + 15p.
- 4. 210x122x75 mm. Price £2.30 + 30p.

Note: The lid is held by four screws which thread into brass insets. Altogether these are very well made.

**7" TAPE SPOOLS.** For reel machines using 1/4" tape. Price 5 for £1 + 15p + 50p post.

**24 HR TIME SWITCH.** With 2 on/off 13 amp contacts in neat wall mounting plastic case, the movement is made by Smith's Industries, almost identical to that used in the Smith's Autostat. Setting up is very easy and completely visible behind a clear plastic cover. Ideal for controlling up to 13 amps of water or other heating, or lighting if you wish, carries on switching on and off until re-programmed. Price £1 + 15p.

**HAVE YOU AN UGLY FIREPLACE?** Even if it is not ugly it will look much nicer with our log effect piece. A big purchase enables us to offer these very realistically painted fibre glass mouldings for only £1 + 15p, but unfortunately these require special packing so we must charge £1 for this, but it would only be £1 regardless of the quantity you order up to ten when they would be post free.

**EXPERIMENTERS PRINTERS CIRCUIT KIT.** Build 50 interesting projects with components from your junk box. Contents of the kit include, 4 small boards to suit the suggested designs, etching powder, resistant paint, solvent, degreaser and etching instructions. Also 50 circuit diagrams, chassis plans and layouts for simple radio receivers, transmitters, intercoms, amplifiers, instruments, gadgets, etc. You can build at negligible cost with surplus or reclaimed parts and transistors you may already have. Price is £1.70 + 30p.

**LOW PROFILE RELAYS.** Polarised for printed circuits with medium-duty changeover contact. Like all "Flatform" (low profile) relays it features a height of less than 11mm, plastic cover for dust protection and pins for direct PC soldering conforming to the international spacing. Provided with 2 coils with 1 common tap, and relay picks up on 10 msec to 10 msec to one coil and drops out only when another brief impulse is applied to the second coil. It remains in either end position even if supply is cut off. Both coils are operated at the same voltage and can be directly controlled from solid-state circuit. It is ideally suited for logics in industrial controls, like machine tools, etc, no loss of information in case of power failure as with semi-conductor storage elements. Excellent overload capability, full galvanic separation are some of the outstanding qualities of this inexpensive storage element. The operation of this relay is based on remanence magnetism and the core made of special material which is carefully selected. Thus, power failures or brief stray impulses do not effect it while at the same time it is nearly vibration and shock-proof. Ref. AZ630-10-3, with 12 volt operating coils, AZ630-05-1, with 6 volt coil. Price £1 + 15p each.

**CAR BATTERY POWER UNIT.** Made for Rank Radio. This unit has been designed to operate 6 volt battery powered equipment from a 12V car battery, it provides a reliable source of stabilized voltage and gives protection to your equipment in case of accidental reversal of connection also against excessive car battery voltage should this occur. The unit is very robust and virtually everlasting if used sensibly. It uses a negative earth circuit but it will operate in a positive earth car providing the instrument being played is not connected to the car chassis. A real bargain at £2.50 + 37p.


**DELAY SWITCH**  
Mains operated - delay can be accurately set with pointer knob for periods of up to 2 1/2 hrs. 2 contacts suitable to switch 10 amps - second contact opens few minutes after 1st contact. £1.25.

**SOUND TO LIGHT KIT.** Based on the Everyday Electronics circuit this is a very efficient unit and when made up is in every way equal to professional models costing many times the price. This unit is not tuned up any particular frequency, it is simply dependent upon volume. This is no disadvantage, in fact the effect is very pleasing. It will control up to 750w of lighting and it works well with amplifiers with outputs of 250 watts. The kit complete with leads and plastic case is £4.25.


**MULLARD UNILEX**  
Mains operated 4-4 stereo system. Rated one of the finest performers in the stereo field this would make a wonderful gift for almost anyone in easy-to-assemble modular form and complete with a pair of speakers this should sell at about £30 - but due to a special bulk-buy and as an incentive for you to buy this month we offer the system complete at only £15 including VAT and postage.




**INDUCTION MOTORS**  
One illustrated is our reference MM11 made for ITT 3/4 stack 1 1/2 spindle £2.26, 1/2 stack model £1.75, 1 stack £2.75, 1 1/2 stack £3.25.



**MAINS BLOWER**  
The Tarrin - quiet but powerful outlet size 2 1/2" x 1 1/4" for cooling equipment, etc. will extract if outlet is blowing outwards price £5.50.  
Other models from £2.00.



**HUMIDITY SWITCH**  
American made by Honeywell. The action of this device depends upon the dampness causing a membrane to stretch and trigger a sensitive micro-switch, quite sensitive - breathing on it for instance will switch it on. Micro 3 amp, at 250V a.c. £1.15.



**25A ELECTRIC PROGRAMMER**  
Learn in your sleep. Have radio playing and kettle boiling as you wake - switch on lights to ward off intruders - have a warm house to come home to. All these and many other things you can do if you invest in an electrical programmer. Clock by famous maker with 15 amp on/off switch. Switch-on time can be set anywhere to stay on up to 6 hours independent 60 minute memory jogger. A beautiful unit. £4.50.



**This Month's Snip**

**V3 MICROSWITCHES**  
Very popular and widely used, we have 30,000 in stock in five types (1) 10A 250V change over contacts 25p each £15 per 100, £140 per 1,000. (2) 15A-250V change over contacts 30p each, £20 per 100 or £180 per 1,000. All prices plus V.A.T.



**CONTROL DRILL SPEEDS**  
**DRILL CONTROLLER**  
Electronically changes speed from approximately 10 revs to maximum. Full power at all speeds by finger-tip control. Kit includes all parts, case, everything and full instructions. £3.45  
We can supply this ready to use £2 extra.



**VOLTMETER/SENSITIVITY RELAY**  
Consists of a large, extremely readable, 4 1/2" square dial through panel volt meter, 0/0-1 fad. Built into the front of the meter are two screw adjusters which move two separate pointers, one red and one green, up and down the scale, the purpose being to set a minimum and maximum level so that when needle falls below or rises above the greatest levels a unique 'under' and 'over' circuit inside the meter operates one of two relay contacts to bring an 'under' or 'over' circuit into action. The scale plate is detachable via two screws to be calibrated to your own individual requirements. The 10 transistor 'under' and 'over' circuit is completely separate from the meter movement so does not have to be calibrated to the meter. Many uses including lever controls, light controls, auto battery charger, alarm units, etc. etc. Manufacturers list price of our £120 each. An unbeatable snip at £7.75 + 62p p&p 80p. (Less than value of the meter alone). Circuit diagram included.



**TANGENTIAL HEATER UNIT**  
A most efficient and quiet running blower heater by Solatron - same type as is fitted to many famous name heaters - Comprises mains induction motor - long turbo fan - split 2kw heating element and thermostatic safety trip - simply connect to the mains for immediate heat - mount in a simple wooden or metal case or mount direct onto base of say kitchen unit - price £5.98 post £1.50, control switch to give 2kw, 1kw cold blower or off available 60p extra.



**MOTORISED DISCO SWITCH**  
with 10 amp changeover switches, multi adjustable. Switches are rated at 10 amps each so a total of 200w can be controlled and this would provide a magnificent display. The motors are 50V but they are of such low wattage only 2 watts that they can be driven by a resistor or condenser, voltage dropper, 8 switch model £5.25, 10 switch model £5.75, 12 switch model £6.75.



TERMS: Send post as stated plus orders under £6.00 please add 50p to offset packing etc. Bulk enquiries please phone for generous discount 01-688 1833

Access and Barclaycard welcomed  
**J. BULL (ELECTRICAL) LTD.**  
(Dept. WW)  
**103 TAMWORTH ROAD**  
**WEST CROYDON, SURREY**  
Tel: 01-688 1833

**IT'S FREE!**  
Our monthly Advance Advertising Bargains List gives details of bargains arriving or just arrived - often bargains which sell out before our advertisement can appear - It's an interesting list and it's free - just send S.A.E. Below are a few of the Bargains still available from Sept. List.

**SPECIAL NOTES:** The "+" sign after the amount shows the amount of V.A.T. The postage is based upon the amount the article costs to send if the same article forms part of a larger parcel. Would your order be less than £6 however, you must send an additional 50p to offset packing and other expenses.

**IMPORTANT NOTES.**  
2. In some advertisements the Delta siren/blower was specified as suitable for AC only, it will, however, work from 6-12 volts DC or 12-24 volts AC.

**12V SUBMERSIBLE PUMP.** Just join it to your car battery, drop it into the liquid to be moved and up it comes, no messing about, no priming etc. Suitable for water, paraffin and any non explosive, non corrosive liquid. One use if you are a camper, make yourself a shower. Price £8+90p. A free gift, first 100 purchasers will get tap built in switch and length of plastic tubing.

**PRECISION RESISTORS.** A fortunate purchase enables us to offer almost a complete range of Mullard metal film precision resistors, 1% tolerance. Values start at 5r and go right through to 976k. Most values are available in 1/2 watt and 1/4 watt rating. Price 25p + 31p each in small quantities, or 20p + 3p each where supplied not less than 10 of a value, 15p + 2 1/2p each not less than 100 of a value.

**THIS MONTH'S ELECTRICAL SNIP.** Parcel of M.E.M. White flush 13 amp sockets, switches etc. Total retail value over £56 + VAT for only £28 + £4.20. You get 10 double 13 amp sockets and 6 single 13 amp S. sockets with neons, 14 power (20 amp dpt sockets and spurs some with neons), 20 single ganged one way, two way and intermediate switches, and super free gift (worth £3). If not collecting please add £2.

**M.E.M. SOCKETS ETC.** We have picked out the popular items for the snip parcel described above but a list of other parts available is as follows (makers lists no) 220, 224, 240, 242, 244, 711, 712, 813, 1000, 1005, 1010, 1011, 1020, 1021, 1022, 1024, 1025, 1033, 1400, 1400WH, 1401WH, 1402, 1402WH, 1403, 1403WH, 1404, 1404WH, 1405, 1405WH, 1407, 2025, 7092. Electricians and Contractors using these accessories should send for our M.E.M. Electrical List where prices and quantity discounts will be quoted.

**VARI-CAP TV PUSH BUTTON TUNER.** W. German make but fitted to several popular colour TVs, makers ref no 2357 0076. This has 6 push buttons, each of which in effect a multi turn pot. Total resistance is 15k. The buttons are black with chrome metal tops. Price £1 + 15p, post 25p.

**GOOD QUALITY AVAILABILITY AT USUAL DISCOUNT RATES**  
**MULTI TURN POT WITH KNOB.** 100k 1in, 20 turn used in many TV receivers, makers ref. 7802 412-00051. Suitable for fine control of resistance in general circuitry. Price 40p + 6p.

**TV DIPLEXER.** On plastic moulding size 2 1/4" x 1 1/4". We are able to offer these at such a low price that they can be used as TV aerial sockets only. Price 10 for £1 + 15p.

**TRANSDUCERS.** As used remote control TV receivers. Price £1.50 + 22p.

**BURGLAR ALARM.** Mains operated new circuit available, this is simple to install and trouble free. Price list and diagram free on request.

**ARMY 48 SETS.** As made for and used in the Second World War, we have a few of these in mint condition, complete with carrying satchels, headphones, throat mics and instruction cards. In unopened boxes. Price £30 + £4.50, post £2.

**MUSIC CENTRE COVER.** Size 20" x 13 3/4" x 4". Clear plastic £3.50 + 52p, carriage and special packing £2.

**25 AMP DC METERS.** Flush panel mounting, wide angle, extra long, 300° scale made for PPO. Really beautiful instrument, brand new in original cartons. Limited quantity only so no discounts. Price £8 + £1.20. (Less than half maker's price).

**BLOWER.** Driven by 1/10 HP mains motor but compact and quiet running. This is ideal for air conditioning, fume extraction, pressurizing and many other applications. Overall size 10 1/2" x 10 1/2" dia. outlet size 10 1/2" x 4 1/4". Price £15 + £2.25, carriage £3. Note this is the largest of our 'Snail' shaped blowers, we have smaller ones right down to 10 watt motors with outlets as small as 2" x 2" in fact we can cover almost any application and welcome your enquiries. Prices are from £3 complete with motor.

**DOLLS HOUSE SWITCH.** Time is fast approaching when you may be thinking of making toys. Small surface mounting switches are often a problem and this is why we are now offering this plastic bodied rotary switch suitable for low voltage applications. Price 10 for £1.50 + 22p.

**CASSETTE STORAGE CASE.** With dust cover, holds 5 cassettes and comes complete with clip for joining to another, so you can make up in lengths to suit yourself. Price 50p + 75p + 50p, post or ten for £4 + 60p post £1.

**TELEPHONE ANSWERING MACHINES.** Grade 2 machines are in stock ready for immediate despatch or collection, (if coming specially to collect please telephone first). For the benefit of new readers we supply these machines on the understanding they are broken up or at least not used for their original purpose. The machines are secondhand but so far as we can see they are complete and in good working order. We do not test them but guarantee to replace any part of the machine should it be missing or faulty, providing we are notified within 7 days of receipt. Prices for the machines are as follows: Grade 2, that is in very good condition, £15.50 + £2.25, and Grade 1 which are top grade machines and are our very best almost perfect £20 + £3 each, but there is likely to be one more available. To these prices must be added £2.50 to cover carriage.

**MAINS POWER PLUG IN PLASTIC CASE.** For telephone answering machines. Price £4.50 + 63p. Post 50p.

**POT CORES.** We now have good stocks of Ferrite pot cores. These are ex unused equipment and contain the bobbin and have been opened ready to use.

**COMPONENT BOARD 421.** Again from unused equipment, major items on these are two power silicon transistors, Motor Rola ref. SJ 5433 mounted on a heat sink with mica insulators, also behind the panel are two power rectifiers ST NS 100B. Price 90p + 6p.

**HEAVY DUTY 3 CORE APPLIANCE LEAD.** 15 amp wire 6ft. long, converted to complete and ready to go and in good working order. Prepared ends, this flex normally sells at 30p per metre. 10 leads for £2.50 + 40p. Post £1.50.

**LOUDSPEAKER GRILL.** Good quality rigid plastic, ideal for use in car or home extension speakers. Two sizes available 12" x 12", price 75p + 13p, 18" x 18", £1.50 + 23p.

**6 DIGIT COUNTER - RESETTABLE.** Coil voltage 48 DC or 115V AC, current 100mA approx. Price £1.95 + 30p.

**10 DIGIT SWITCH PAD.** Made we believe for GPO push button telephones, each button operates 2 pole switch which returns automatically, panel size 2 1/2" x 3 1/2" x 1 1/2". push buttons with clear plastic protected digits 0-9, price £1.95 + 30p.

**MAINS BLOWER.** Real bargain this month is a blower made by Smiths, the mains motor is let right into the turbulator and takes up the minimum of space. Overall size of the blower is 7" dia. x 2 1/4" and the air outlet 1 3/4" x 2 3/4". Price only £2.50 + 33p + p&p 50p.

**DIAL INDICATOR.** As used in tool making and other precision measuring operations, the famous John Bull accurately shows differences of 0.01mm. A beautifully made precision instrument, price in most tool shops would be £12-£15. Price £8.00 + £1.20.

**WATERPROOF SWITCH.** Ideal for greenhouse or outdoor, plastic body. Price 60p + 9p.

**CAR SPEAKER.** Elliptical size 7 1/2" x 5", 4 ohm. Price £1.50 + 12p, post 20p + 2p.

**7 SEGMENT DIGITAL DISPLAY.** TL 302, led, com. anode - character size 4' approx. Price £1.15 + 16p.

**USEFUL BREAKDOWN UNIT.** We do not normally offer second hand equipment for breaking down but this particular item contains so many useful pieces that we have decided to break our rule. The unit is in fact a 'bleeper' in a most useful case, size about 2 1/4" wide by 3 1/4" thick by 5 1/4" deep, ideal size to fit into the top jacket pocket. Case comes apart by undoing two screws, inside is printed circuit board upon which are mounted a miniature loud speaker, three rechargeable nicads disc type 150 - 4 ferrite pot cores, three of which are tunable, 4' ferrite rod, Mercury tilt switch, 8 transistors all with usable length leads, 4 polystyrene capacitors, 2 and approximately 30 various capacitors and resistors, most of the resistors being 1/2 watt type, truly a very useful unit although secondhand, still in reasonable condition. Price £1.50 + 22p.

**TEK** scope 545A with H plug-in ..... **£125 ea.**  
**TEK** scope 545A with CA plug-in ..... **£175 ea.**  
**H.P.** scope 175A 50MHZ Dual trace ..... **£175 ea.**  
 Single Trace ..... **£125 ea.**  
**WAYNE KERR** Universal Bridge CT375 ..... **£75 ea.**  
**MARCONI** Wave Analyser TF2330 ..... **£500 ea.**  
**MARCONI** Audio Oscillator TF1101 20HZ-200KHZ ..... **£45 ea.**  
**MARCONI** Valve Voltmeter TF1041C ..... **£30 ea.**  
**NOISE GENERATOR CT410** — covers audio to VHF ..... **£8 ea.**  
**NAGARD** Pulse Generator 5002C ..... **£50 ea.**  
**MARCONI** Wave Analyser type TF455E ..... **£50 ea.**  
**SOLARTRON** DVM LM1420 with AC unit LM1477 ..... **£40 ea.**  
**HONEYWELL** 1920 character Upper Case ASCII VDU with edit and block mode transmission. Limited quantity. With data ..... **£260 ea.**  
**CALCOMP** Drum Plotter type 564 ..... **£1,500**  
**MARCONI** Bridge TF868B ..... **£120**  
**RANK** Flutter Meters ..... **£50 ea.**  
**HEWLETT PACKARD** Signal Gen. 608D ..... **£240**  
**AVO** Signal Generator HF135 ..... **£120 ea.**  
**MARCONI** Magnification Meter TF1245 with TF1246 ..... **£175**  
**MARCONI** Magnification Meter TF1245 with TF1247 ..... **£175**  
**VARIACS** — Ex-Equipment. Good condition. 8 Amps ..... **£25 ea.**  
 20 Amps ..... **£35 ea.**  
 Some 3-phase available. Please enquire.

**10-Way Multi-Colour Ribbon Cable.** New. 40p per metre. P&P 50p.  
**SPEAKERS** 2 1/2in. 50 ohm 0.2W. New 40p each. P&P 50p.  
**STEPPING MOTORS** 6/12 position with additional where the rotor is coils. Device can be used as a tacho. Diagram supplied. Will actually work on 5 volts. 12/24 recommended. **£1.50 each.** P&P 75p. Reduction for quantity.  
**RAPID DISCHARGE** capacitors 8mf 4kV. **£5 each.** P&P £1.50.  
**GEC UHF** 4 button tuner. **£2.50 each.** P&P 85p.  
**BIG INCH** Motor 110V AC 3rpm 50 cycle — very small. **50p each.** P&P 50p.  
**CENTAUR** 115V FANS. Brand New 4.5x4.5x1.5in. **£4.50 each.** P&P 75p.  
**Ex-Used Equipment** — tested 60p each. P&P 75p.  
**POTTER & BRUMFIELD** TIMER RELAY 115V AC Heavy duty 2 pole c/o with 2 second delay. Change R & C for different timing. **50p each.** P&P 85p.  
**CONTACTORS** Heavy Duty 24V DC 5 make. **£1 each.** P&P 85p.  
**GEC UHF/VHF** 6 button tuner. **£4.50 each.** P&P £1.  
**DIGITAL 24 HOUR CLOCK** with built-in alarm as used in BRAUN Digital clocks. Silent running. Large illuminated numerals. AC mains. Size 6 1/2x2 1/2x2 1/2. **ONLY £3.75 each.** P&P 50p.  
**S31A PHOTOMULTIPLIER** in stainless steel container with window and built in resistor network. **£2 each.** P&P £1.  
**SLIDER CONTROL 500K** Log Single track. Complete with knob. Length 3 1/2in. **25p each.** P&P 25p.  
**RANCO 250V 16A THERMOSTATS** with Control knobs calibrated 50-200 degree F. **£2.50 each.** P&P £1.  
**SOLID STATE UHF TUNERS** 38 mcs. **£1 each.** P&P 75p.  
**BRAND REX** blue wire wrap. 30 metres for **£1.** P&P 25p.  
**5in. SOLID RUBBER RINGS** (1in. dia. rubber). Keep the kids (or dog) happy. 4 for **£1.** P&P £1.25.  
**TRANSFORMERS**  
**AUTO 240V** input 115V, 1 Amp output. **£1.25 each.** P&P £1.25.  
**240V** input Sec 6V 1.66A. Size 2 1/2x2x2in. Good quality. **£1.50 each.** P&P £1.  
**240V** input Sec 12V 0.92A. Size 2 1/2x2x2in. Good quality. **£1.50 each.** P&P £1.  
**240V** input Sec 12V 100MA. Size 60x40x42mm. **50p each.** P&P 75p.  
**240V** input Sec 12-0-12V 50MA. Size 53x45x40mm. **£1 each.** P&P 75p.  
**115V** input Sec. 5V 250MA. Size 1 11/16x1 5/8x1 1/2in. 2 for **50p.** P&P 75p.

**SEMICONDUCTORS**

At 2p each.  
 1N3063; 1S44.  
 At 5p each.  
 BC147; BC148B; BC157; BC158; BC237; BF197; OA90; OA91; BA154; BA243.  
 At 25p each.  
 TIP31; TIP41A; 2N5296; AF139; ZTX341.  
 BY127 10p; BF181 20p; BD239 40p; BD241 40p; MJE340AT 40p; BD222 50p.  
 BD233 & BD234 Comp pair 25W — **80p per pair** or **50p each.**  
 Regulator TBA625 8 to 20V In — 5V out 100MA. **T05 Can. 50p each.**  
 BF256C — 20p.  
 FND10 7 segment display 0.15in. **40p each.**  
 TV AMPLIFIER TBA120 20p each.

**Integrated Circuits**

7453	5p	74H74	12p	74154	70p
7451	5p	74S04	12p	75325	£1
7401	5p	74H51	7p	SN15862	4p
7402	12p	74S38	10p	MC4028	60p
7476	20p	74S02	12p	7417	14p
7495	35p	74S00	12p	7441	40p
709	15p				

**MOTOROLA DUAL** in Line 6 pin Opto Coupler **30p each.** Gold plate faster version **50p each.**

**AMS140-4K RAMS** STATIC 5 Volt ceramic. **£4 each.**

**TELEPHONES.** 706 style Black or Grey **£5.50 each.** 746 style Black or Grey **£7.50 each.** Older style Black **£2.50 each.** Postage **£1 each.**

**HONEYWELL** Humidity Controllers **50p each.** P&P 40p.

**THYRISTOR TIMERS.** Solid State. 15 secs adjustable (preset) in plastic relay case. Standard 7 pin base. Series delay **50p each.** P&P 85p.

**MINIATURE PC MOUNT SLIDE SWITCH.** Single pole 3-way **10p each.**

**DIGITAL to ANALOGUE CONVERTOR.** 8-bit will fit standard TTI socket. With data **£2.50 each.** P&P 25p.

**VARIACS.** 2 Amp. Standard 240 Volts **£10 each.** P&P £1.50.  
**ELECTROSTATIC VOLTMETERS.** 7.5KV **£8 each.** P&P £1.  
 Other ranges available — please enquire.

**TRIMMERS.** Sub min. 0.25 to 1.25pf; 1 to 4.5pf; 7 to 45pf. All at **6p each.**

Carriage all units **£4 ea.**

Minimum order **£3** value of goods. P&P or Carriage and VAT at 15% on total must be added to all orders.  
**CALLERS VERY WELCOME STRICTLY BETWEEN 9am-1pm and 2-5pm Monday to Saturday incl.**  
**BARCLAYCARD (VISA) and ACCESS taken. Official orders welcome.**

# CHILTM EAD LTD

**NORWOOD ROAD, READING TELEPHONE NO. READING 669656**

(2nd turning left past Reading Technical College in King's Road then first right — look on right for door with "Spoked Wheel")

## BREAD BOARD


1979

Royal Horticultural Halls Elverton Street  
 Westminster London SW1

December 4-8th 1979

(10.00a.m. to 6.00p.m.)

Admission **£1** (Students 70p)



### Breadboard '79

Breadboard is more than just bits and pieces. True there are components there in their thousands (and at bargain prices, too, in many cases). But there are computers (minis, micros, Apple II, North Star, PET, Horizon, Cromenco) demonstrations of 6-level chess, printers, v.d.u's, monitors and applications software. There are kits, games, test equipment. Radio Station S22 is broadcasting throughout, an electronic organ is being built from scratch. You can get weather details direct from Tiros M and examine your own voice waveform.

All this and more you can see, buy and build at your leisure — months of enjoyment.

**Breadboard's a challenge to the true professional.**



# BETA-PAK

## SEMICONDUCTORS SEND YOUR ORDERS TO

DEPT. WW11, PO BOX 6, WARE, HERTS.  
VISIT OUR SHOP AT: 3 BALDOCK ST, WARE, HERTS.  
TEL: 0920 3182. TELEX: 817861

### TRANSISTORS

AC126	£0.21	BC147	£0.08	BC549	£0.12	BU105	£1.84	ZTX109	£0.11
AC127	£0.21	DC149	£0.08	BC550	£0.16	BU105/02	£2.24	ZTX300	£0.13
AC128	£0.18	BC157	£0.12	BC556	£0.16	BU204	£1.61	ZTX500	£0.14
AC128K	£0.30	BC158	£0.12	BC557	£0.15	BU205	£1.61	2N1613	£0.23
AC132	£0.23	BC159	£0.12	BC558	£0.14	BU208/02	£2.58	2N1711	£0.23
AC134	£0.23	BC167	£0.14	BC559	£0.16	MJE2955	£1.04	2N1893	£0.51
AC137	£0.23	BC168	£0.12	BD115	£0.58	MJE3055	£0.69	2N1890	£0.51
AC141	£0.25	BC169	£0.10	BD116	£0.92	MJE3440	£0.60	2N1893	£0.35
AC141K	£0.35	BC169C	£0.12	BD121	£0.75	MPF102	£2.32	2N2147	£0.86
AC142	£0.23	BC170	£0.10	BD124	£0.81	MPF104	£0.40	2N2148	£0.81
AC176	£0.21	BC171	£0.10	BD131	£0.40	MPF105	£0.40	2N2160	£0.15
AC176K	£0.30	BC172	£0.10	BD132	£0.40	MPSA05	£0.23	2N2192	£0.44
AC178	£0.28	BC173	£0.10	BD133	£0.46	MPSA08	£0.23	2N2193	£0.44
AC179	£0.29	BC177	£0.18	BD135	£0.44	MPSA55	£0.23	2N2194	£0.44
AC180	£0.23	BC178	£0.18	BD136	£0.40	MPSA56	£0.23	2N2217	£0.25
AC180K	£0.32	BC179	£0.18	BD137	£0.40	OC22	£1.73	2N2218	£0.25
AC181	£0.23	BC180	£0.29	BD138	£0.41	OC23	£1.73	2N2218A	£0.23
AC181K	£0.32	BC181	£0.10	BD139	£0.41	OC24	£1.55	2N2219	£0.23
AC187	£0.21	BC182L	£0.10	BD140	£0.41	OC25	£1.15	2N2219A	£0.25
AC187K	£0.32	BC183	£0.10	BD155	£0.92	OC26	£1.15	2N2904	£0.23
AC188	£0.21	BC183L	£0.10	BD175	£0.69	OC28	£0.92	2N2904A	£0.24
AC188K	£0.32	BC184	£0.10	BD176	£0.69	OC29	£1.09	2N2905	£0.23
AD140	£0.69	BC207	£0.13	BD177	£0.78	OC35	£1.03	2N2905A	£0.20
AD142	£0.98	BC208	£0.10	BD178	£0.78	OC36	£1.03	2N2906	£0.18
AD143	£0.86	BC209	£0.14	BD179	£0.86	OC70	£0.27	2N2906A	£0.18
AD149	£0.69	BC212	£0.10	BD203	£0.92	OC71	£0.17	2N2907	£0.23
AD161	£0.40	BC212L	£0.10	BD204	£0.92	TIC44	£0.33	2N2907A	£0.25
AD162	£0.40	BC213	£0.10	BD205	£0.92	TIC45	£0.40	2N2926G	£0.10
AD161	£0.40	BC213L	£0.10	BF457	£0.43	TIP29A	£0.46	2N2926Y	£0.09
162MP	£0.81	BC251A	£0.18	BF458	£0.43	TIP29B	£0.46	2N2926Z	£0.09
AF124	£0.35	BC214L	£0.10	BF459	£0.44	TIP29C	£0.46	IS922 150v	£0.08
AF125	£0.35	BC227	£0.18	BF594	£0.35	TIP30A	£0.46	IS922 200v	£0.10
AF126	£0.35	BC238	£0.18	BF596	£0.32	TIP30B	£0.46	IS924 300v	£0.11
AF127	£0.37	BC251	£0.17	BRF39	£0.28	TIP30C	£0.50	IN4001 50v	£0.05
AF139	£0.40	BC251A	£0.18	BRF40	£0.29	TIP31A	£0.46	IN4002 100v	£0.05
AF186	£0.58	BC301	£0.32	BRF79	£0.32	TIP31B	£0.46	IN4003 200v	£0.07
AF239	£0.47	BC302	£0.33	BRF80	£0.32	TIP31C	£0.46	IN4004 400v	£0.08
AL102	£1.38	BC303	£0.32	BFX29	£0.25	TIP32A	£0.46	IN4005 800v	£0.09
AL103	£1.36	BC304	£0.44	BFX30	£0.35	TIP32B	£0.46	IN4006 800v	£0.10
AL104	£1.61	BC327	£0.18	BFX84	£0.25	TIP32C	£0.50	IN4007 1000v	£0.11
AL110	£1.61	BC328	£0.17	BFX85	£0.28	TIP41A	£0.50	1.5 Amp	
AL113	£1.61	BC337	£0.17	BFX86	£0.28	TIP41B	£0.52	IS015 50v	£0.10
BC107A	£0.09	BC338	£0.17	BFX87	£0.25	TIP41C	£0.52	IS020 100v	£0.11
BC107B	£0.10	BC440	£0.35	BFX88	£0.25	TIP42A	£0.50	IS021 200v	£0.12
BC107C	£0.12	BC441	£0.35	BFY50	£0.18	TIP42B	£0.52	IS023 400v	£0.14
BC108A	£0.09	BC460	£0.44	BFY51	£0.18	TIP295	£0.69	IS025 600v	£0.16
BC108B	£0.11	BC461	£0.44	BFY52	£0.18	TIS43	£0.25	IS027 800v	£0.18
BC108C	£0.12	BC477	£0.23	BP19	£0.44	TS90	£0.20	IS029 1000v	£0.23
BC109A	£0.09	BC478	£0.23	BP20	£0.44	UT46	£0.23	IS031 1200v	£0.28
BC109B	£0.10	BC479	£0.23	BP19/P	£0.44	ZTX107	£0.11	IN5400 50v	£0.16
BC109C	£0.12	BC547	£0.12	20MP	£0.92	ZTX108	£0.11	IN5401 100v	£0.17
BC147	£0.08	BC548	£0.12	BRY39	£0.51			IN5402 200v	£0.18

### THYRISTORS

Volts No.	Price	Volts No.	Price
50 THY1A/50	£0.29	50 THY7A/50	£0.55
100 THY1A/100	£0.32	100 THY7A/100	£0.58
200 THY1A/200	£0.36	200 THY7A/200	£0.65
400 THY1A/400	£0.43	400 THY7A/400	£0.71
600 THY1A/600	£0.51	600 THY7A/600	£0.89
800 THY1A/800	£0.68	800 THY7A/800	£1.05

### LEDs

O/no.	Size	Colour	Price
1501	125	RED	£0.11
1502	125	GREEN	£0.21
1503	125	YELLOW	£0.21
1504	2	RED	£0.11
1505	2	GREEN	£0.21
1506	2	YELLOW	£0.21
1509	2	CLEAR (Ill., Red)	£0.12

**SUPER 'Hi-Brite' Type**

1521	125	RED	£0.11
1522	2	RED	£0.11
1514	ORP12	Light dependent resistor	£0.63
1520	OCF71	Photo transistor	£0.40

### CLIPS

1508 / 125	pack of 5	125 clips	£0.17
1508 / 2	pack of 5	2 clips	£0.20

### DISPLAYS

DL703	7 segment D.P. left (30" height) common anode, single digit	O/NO. 1523	£0.80
DL707	RED 7 segment D.P. left (0.3" height) common anode, single digit	O/NO. 151Q	£0.82
DL527	RED 7 segment D.P. left (50" height) common anode. Two-digit reflector	O/NO. 1524	£1.85
DL727	RED 7 segment D.P. right (510" height) common anode. Two-digit light pipe	O/NO. 1521	£2.53
DL747	RED 7 segment D.P. left (630" height) common anode. Single-digit light pipe	O/NO. 1511	£1.72

### OPTO-ISOLATORS

Isolation Breakdown — Voltage 1500 — continuous load current 100mA

CIL74 Single-channel 6 pin DIP standard type — optically coupled pair with infra-red LED emitter and NPN silicon photo transistor O/NO. 1497 £0.57

CILD74 Multi-channel 8 pin DIP two isolated channels O/NO. 1498 £1.16

CILQ74 Multi-channel 16 pin DIP four isolated channels O/NO. 1499 £2.53

O/NO. 1507 £1.72

### SECOND GRADE LED PAK

A pack of 10 standard sizes and colours which fail to perform to their very rigid specification, but which are ideal for amateurs who do not require the full spec. O/NO. 1507 £1.72

### 74 SERIES TTL

Type	Price	Type	Price	Type	Price	Type	Price	Type	Price
7400	£0.10	7427	£0.27	7472	£0.23	74105	£0.43	74163	£0.71
7401	£0.12	7428	£0.29	7473	£0.28	74107	£0.27	74164	£0.78
7402	£0.12	7430	£0.12	7474	£0.28	74110	£0.41	74165	£0.78
7403	£0.12	7432	£0.25	7475	£0.33	74111	£0.86	74166	£0.89
7404	£0.12	7434	£0.34	7476	£0.28	74118	£0.92	74174	£0.74
7405	£0.12	7437	£0.25	7477	£0.50	74119	£1.35	74175	£0.71
7406	£0.25	7438	£0.24	7481	£0.97	74121	£0.27	74178	£0.66
7407	£0.25	7440	£0.13	7482	£0.78	74122	£0.44	74177	£0.66
7408	£0.14	7441	£0.57	7483	£0.66	74123	£0.46	74180	£1.72
7409	£0.14	7442	£0.46	7484	£1.01	74136	£0.59	74181	£0.86
7410	£0.12	7443	£0.80	7485	£0.78	74141	£0.63	74182	£0.80
7411	£0.19	7444	£0.80	7486	£0.44	74145	£0.63	74184	£0.80
7412	£0.17	7445	£0.74	7489	£1.96	74150	£0.78	74187	£0.8
7413	£0.27	7446	£0.69	7490	£0.36	74151	£0.55	74191	£0.71
7414	£0.57	7447	£0.55	7491	£0.73	74153	£0.55	74192	£0.69
7416	£0.26	7448	£0.64	7492	£0.40	74154	£0.94	74193	£0.66
7417	£0.26	7450	£0.12	7493	£0.34	74155	£0.57	74194	£0.71
7420	£0.12	7451	£0.12	7494	£0.66	74156	£0.57	74195	£0.69
7421	£0.23	7453	£0.12	7495	£0.57	74157	£0.57	74196	£1.22
7422	£0.18	7454	£0.12	7496	£0.57	74160	£0.66	74197	£1.20
7423	£0.24	7460	£0.12	74100	£0.97	74161	£0.71	74198	£2.12
7425	£0.21	7470	£0.28	74104	£0.44	74162	£0.71	74199	£2.12

### CMOS ICs

Type	Price	Type	Price	Type	Price	Type	Price	Type	Price
CD4000	£0.16	CD4015	£0.87	CD4026	£1.38	CD4043	£1.01	CD4070	£0.19
CD4001	£0.17	CD4016	£0.48	CD4027	£0.57	CD4044	£0.94	CD4071	£0.19
CD4002	£0.18	CD4017	£0.86	CD4028	£0.78	CD4045	£1.61	CD4072	£0.19
CD4006	£1.05	CD4018	£0.97	CD4029	£0.97	CD4046	£1.49	CD4081	£0.19
CD4007	£0.19	CD4019	£0.48	CD4030	£0.55	CD4047	£1.00	CD4082	£0.20
CD4008	£1.05	CD4020	£1.03	CD4031	£2.30	CD4048	£0.48	CD4510	£1.13
CD4009	£0.51	CD4021	£0.94	CD4035	£1.15	CD4050	£0.48	CD4511	£1.06
CD4010	£0.55	CD4022	£0.94	CD4037	£1.09	CD4054	£1.26	CD4516	£1.15
CD4011	£0.17	CD4023	£0.17	CD4040	£1.01	CD4055	£1.15	CD4518	£1.15
CD4012	£0.18	CD4024	£0.74	CD4041	£0.87	CD4056	£1.55	CD4520	£1.15
CD4013	£0.46	CD4025	£0.17	CD4042	£0.82	CD4059	£0.19	CD4014	£0.92

### LINEAR

Type	Price	Type	Price	Type	Price	Type	Price
CA3011	£0.92	CA3130	£1.06	MC1350	£1.36	UA710C	£0.46
CA3014	£1.55	CA3140	£0.80	MC1352	£1.61	72710	£0.34
CA3018	£0.74	LM301	£0.33	MC1469	£3.59	UA711C	£0.36
CA3020	£1.95	LM304	£1.84	MC1496	£1.03	72711	£0.36
CA3028	£0.28	LM308	£1.15	NE536	£0.86	UA723C	£0.52
CA3035	£0.61	LM309	£1.72	NE550	£1.09	UA724C	£0.52
CA3036	£1.15	LM320-5V	£1.72	NE555	£0.27	UA741C	£0.69
CA3042	£1.72	LM320-12V	£1.72	NE560	£0.69	72741	£0.27
CA3043	£2.12	LM320-15V	£1.72	NE565	£1.38	741P	£0.23
CA3046	£0.80	LM320-24V	£1.72	NE566	£1.95	UA747C	£0.69
CA3052	£1.84	LM390	£1.87	NE567	£0.87		

VALVES			Minimum Order £1.00	VALVES VAT IS INCLUDED							
A1065	1.40	EL82	0.70	PY81/800	0.70	5R4GY	1.30	6L8GT	1.75	25L6GT	0.95
A2293	8.50	EL84	0.90	PY82	0.80	5U4G	1.10	6L7G	0.75	25Z4G	0.85
AZ900	8.00	EL86	1.05	PY83	0.80	5V4G	0.80	6L18	0.70	30C15	1.15
AR8	8.70	EL90	1.50	PY88	0.80	5Y3GT	0.80	6LD20	0.80	30C17	1.35
ARP3	0.70	EL91	3.25	PY500	1.55	5Z3	1.15	6Q7G	0.95	30C18	2.10
ATP4	0.60	EL95	0.80	PY809	6.45	5Z4G	0.85	6SA7	0.65	(See PCF805)	
B12H	3.35	EL504	1.85	PY801	0.70	5Z4GT	0.90	6SG7	0.90	30F5	1.15
CY31	1.20	EL82	0.70	QV03/10	2.85	6AB7	0.70	6S17	0.80	30F12	1.70
DAF96	0.70	EL822	7.50	QV03/12	2.85	6AC7	0.70	6S17GT	0.90	30FL12	1.45
DET22	21.95	EM31	0.85	QV03/12	2.85	6AH6	1.15	6SK7	1.05	30FL14	2.05
DF96	0.70	EM80	0.70	QV06/40A	2.85	AK5	0.65	6SL7GT	0.85	30L15	1.15
DK96	1.05	EM81	0.70	QV06/40A	2.85	GA8.8	0.60	6SN7GT	0.85	30L17	1.15
DH76	1.00	EM84	0.50		16.10	AL5	0.50	6SQ7	0.85	30P12	1.15
DL92	0.60	EM87	1.15	QV03-12	2.80	6AL5W	0.80	6V8GT	0.95	30PL1	1.15
DY86/87	0.65	EY51	0.55	SCL/400	4.50	6AM5	1.85	6X4	0.70	30PL13	1.25
DY802	0.65	EY81	0.55	SCL/600	4.50	6AM6	0.75	6X5GT	0.65	30PL14	1.25
E55L	13.80	EY86/87	0.65	SP61	0.95	6AN8	3.80	6Y6G	1.10	35L6GT	1.15
EB8CC/01	1.80	EY88	0.65	TT21	11.80	6AQ5	0.90	6Z4	0.75	35W4	0.80
E180CC	1.60	EZ80	0.55	U25	1.15	6AQ5W	1.45	6-30L2	2.05	35Z4GT	0.85
E180F	3.80	EZ81	0.60	U26	1.00	6B7	0.85	7B7	0.90	50C5	1.35
E182CC	3.95	EY501	1.05	U27	1.15	6AT8	0.85	7V4	0.90	50CD6G	1.45
EA76	2.25	GZ32	0.75	U191	0.85	6AU6	0.65	9D2	0.70	75	1.25
EAB8C0	0.60	GZ33	3.95	U281	0.65	6AV6	0.60	9D6	0.65	75C1	1.05
EB91	0.65	GZ34	2.30	U301	0.65	6AX4GT	0.95	10C2	0.70	76	0.95
EB91	0.65	GZ37	2.80	U800	11.50	6AX5GT	1.15	10F18	0.70	78	0.95
EBF80	0.60	KT66	0.80	U801	0.80	6B7	0.85	10P13	0.70	80	0.90
EBF83	0.60	KT88	7.20	UABC80	0.80	6BA6	0.50	11E2	12.40	85A2	2.55
EBF89	0.80	MH4	1.15	UAF42	0.85	6BE6	0.60	12A6	0.70	723A/B	12.80
EC52	0.50	ML6	1.15	UBF80	0.70	6BG6G	1.15	12AT7	0.55	803	6.95
ECC81	0.65	N78	10.45	UBF99	0.60	6BJ6	1.25	12AT7	0.65	805	20.70
ECC82	0.65	OA2	0.85	UBL1	1.15	6BQ7A	0.70	12AU7	0.80	807	1.15
ECC83	0.85	OB2	0.70	UBL21	2.50	6B7	2.70	12AV6	0.90	813	13.90
ECC84	0.65	PABC80	0.60	UCC84	0.75	6BW6	3.20	12AX7	0.65	829B	16.00
ECC85	0.60	PC85	0.60	UCC85	0.80	6BW7	1.15	12BA6	0.60	832A	5.20
ECC86	1.40	PC86	0.95	UCF90	0.80	6C4	0.70	12BE6	1.25	866A	3.20
ECC88	0.75	PC88	0.85	UCH81	0.70	6C6	0.70	12BH7	1.10	931A	6.90
ECC189	0.85	PC900	1.45	UCL82	0.85	6CH6	7.50	12C8	0.85	954	0.80
ECH42	0.65	PCF84	0.80	UM84	0.70	6F12	0.90	12SH7	0.85	6783	4.40
ECH81	0.60	PCF86	0.80	UM84	0.70	6F12	0.90	12SH7	0.85	6783	4.40
ECH84	1.20	PCF200	1.05	UY82	0.65	6F14	0.90	12S17	0.85	5842	7.50
ECL80	0.70	PCF201	1.05	UY85	0.60	6F15	1.30	12SQ7	0.85	5933	3.50
ECL82	0.65	PCF801	1.05	VR105/30	2.15	6F17	1.15	12Y4	0.55	6057	1.05
ECL83	1.40	PCF802	0.75	VR150/30	1.45	6F24	4.75	13D6	0.70	6060	1.05
ECL85	0.75	PCF805	2.10	X86	1.05	6F33	4.75	14S7	1.15	6064	1.05
ECL86	0.75	PCF86	0.85	X61M	0.85	6H6	1.90	19AQ5	0.85	6065	1.40
EF37A	1.70	PCF808	2.05	Z800U	3.45	6J4	1.60	19G3	11.50	6067	1.15
EF39	3.30	PCH200	0.95	Z801U	4.00	6J4WA	2.00	19G6	6.90	6080	4.90
EF40	0.80	PCL81	0.70	Z900T	2.55	6J5GT	1.35	19H5	19.55	6146	4.95
EF41	0.85	PCL82	0.75	1A3	0.70	6J6	0.85	20D1	0.75	6148B	5.20
EF80	0.50	PCL84	0.80	11A	0.50	6J7	0.90	20F2	0.75	6360	2.30
EF83	1.70	PCL86	0.80	1R5	0.65	6J7G	0.60	20E1	1.30		
EF85	0.55	PCL805/85	1.54	0.45	0.45	6K7	0.80	20P1	0.85		
EF86	1.40		0.85	155	0.45	6K7G	0.50	20P3	0.80		
EF91	1.30	PD500	4.35	174	0.45	6K8GT	0.65	20P4	1.30		
EF92	0.85	PFL200	2.80	1U4	0.80	6L6M	2.15	20P5	1.30		
EF95	0.95	PL36	0.95	1X28	1.30						
EF183	0.85	PL81	0.85	2E21	0.80						
EF184	1.85	PL82	0.60	2K25	12.40						
EF804	2.30	PL83	0.60	2X2	0.60						
EFL200	0.95	PL84	0.75	3A4	0.70						
EH90	0.80	PL504	1.60	3D6	0.50						
EL32	1.10	PL508	1.50	3D21	23.00						
EL34	1.75	PL509	3.65	3E29	6.60						
EL37	3.45	PL802	3.15	354	0.60						
EL38	4.60	PL80	3.45	5B/254M	8.80						
EL41	0.95	PY33	0.70	5B/255M	8.80						
EL81	1.20	PY80	0.70	5B/258M	8.80						

**WE CAN ACT AS YOUR CONSULTANTS for MICRO COMPUTERS & TEST EQUIPMENT**

TELEUMETER MRA3 DISTANCE MEASURERS  
LOW RESISTANCE HEADPHONES TYPE CLB £1.50  
40p postage. VAT 15%  
CONTINUANCE TELEPHONE DRUM YC00433

**SPECIAL VALVES**

4CX 1000A	YL 1420
4CX 5000A	YL 1430
BW 25L	YL 1440
BW 15L	GXU 6
DM 25LB	CV 1597

36" AERIAL MASTS consisting of 6 sections 6" B" X 2 1/4" dia. Complete with all accessories to erect and install.  
**FOR EXPORT ONLY**  
Mullard C11. High power installation, 1000W. Technical details and prices available on request.

**VIDEON TUBE TYPE P863B English Electric — £20**

**VALVES AND TRANSISTORS**

Telephone enquiries for valves, transistors, etc.: retail 749 3934; trade and export 743 0899.

**PRICES MAY VARY**

POSTAGE: £1-£2 20p; £2-£3 30p; £3-£5 40p; £5-£10 60p; over £10 free.

**HIGH VACUUM VARIABLE CAPACITORS** — ceramic envelopes — UC 100K/20, 150VMMH/1000 6000 pF, 20kV-150A RF max = 27MHz.  
**TEST SET FT2** for testing Transceivers A40, A41, A42 and CPRC26.  
**UNIVERSAL WIRELESS TRAINING SET No 1 Mk 2 YA 8316** to train 32 operators simultaneously on key and phone. Complete installation consists of 3 kits packed in 3 special transit cases.  
**HARNESS "A" & "B" CONTROL UNITS "A" "R" "J1" "J2"** Microphones No 5, 6, 7 connectors, frames, carrier sets etc.  
**THRATONS GLASS ENVELOPE** MIL 5948/1754. Us 25KV. TA 1.25A. P 12.5M.  
**IGNITION BK 484/5552A**. Max. 1200 KVA. Anode Current 140A.  
**AERIAL MATCHING UNITS** up to 5 amps

**COLOMOR (ELECTRONICS LTD.)**

170 Goldhawk Rd., London W.12  
Tel. 01-743 0899  
Open Monday to Friday  
9-12.30, 1.30-5.30 p.m.

**You've heard about it**  
**Read about it — HERE IT IS**

**AVAILABLE EX-STOCK COMPLETE KIT AS PER MANUFACTURER'S SPECIFICATION**

With provision for 8K on board expansion. Excludes 4118 x8\*

**INCLUDES FREE 16K EXPANSION**  
VALUE £140 includes ALL parts with every kit

**NASCOM-2 ON DEMONSTRATION NOW**

**£295** +15% WITH VAT FREE  
16K EXPANSION WORTH £140

**AVAILABLE ONLY FROM US ON THE COUPON BELOW**

**OPTIONAL EXTRAS 3 AMP POWER SUPPLY** VAT 15%  
**£29.50** Post £1.50  
For NASCOM-2

**8 OFF 4118\*** For NASCOM-2 PUR Chasers  
**£80** Early Delivery

**RS232 COMPATIBLE 80 COLUMN PRINTER** brand new  
List price £550. If sent by carrier £5 extra

**OUR PRICE £325 + VAT 15%**

**FULL MANUFACTURER'S WARRANTY — DON'T DELAY, ORDER TODAY**

Please send me my **NASCOM-2 KIT** with the **FREE 16K EXPANSION** for **£295 + VAT**.

I enclose remittance \_\_\_\_\_ to cover \_\_\_\_\_

Name & Address \_\_\_\_\_  
\_\_\_\_\_

Also in stock NASCOM-1 • ELF • TRS80 as previously advertised

**Henry's** Computer Kit Division  
404 Edgware Road, London, W2, England  
01-402 6822

**OHIO SCIENTIFIC** Superboard II assembled 8K basic 4K ram £217 + VAT.  
**SINCLAIR PRODUCTS** New 10MHz scope pos. p1m200 £52.89, case £3.40, adaptor £3.40, connector kit £11.27, Microvision TV £91, adaptor £6.88, pdm35 £29.75, adaptor £3.40, case £3.40, dm350 £71.82, dm450 £102.17, dm235 £52.88, rechargeable batts £7.99, adaptor £3.94, case £9, enterprise prog calculator + accessories £23.27.  
**COMPUTER GAMES** chess challenger 7 £91. Chess challenger 10 £152.50. Voice challenger £239. Checker challenger 2 £46. Atari video computer £147. Cartridges £14.32.  
**COMPONENTS** 1N4148 1.4p. 1N4002 3.1p. 741 16p. bc182, bc184, bc212, bc214, bc548 5p. Resistors 1/4W 5% E12 10R to 10M 1p, 0.8p for 50+ of one value, 16V electrolytics 5, 1, 2, 5, 10, 22mf 5p, 100mf 6p, 1000mf 10p, 1 lb FeCl £1.30. diode pen 84p. 40 sq in pcb 60p. Polystyrene capacitors E12 63V 10 to 1000pf 3p, 1n2 to 10n 4p. Ceramic capacitors 50V E6 22pf to 47n 2p. Zeners 400mW E24 2v7 to 33v 7p. Preset pots submin 0.1W 100 to 4M7 7p.  
**TV GAMES** AY-3-8500 + kit £9.53. Rifle kit £5.27. AY-3-8600 + kit £12.98. Stunt cycle chip + kit £16.72. AY-3-8603 chip £13.63.  
**TRANSFORMERS** 0-0-6V 100ma 76p, 1 1/2 £2.60, 9-0-9V 75ma 76p, 1a £2.22, 2a £2.89, 12-0-12V 100ma 92p, 1a £2.75.

**IC AUDIO AMPS** with pcb. Jc12 6W £2.08. Jc20 10W £3.14.  
**BATTERY ELIMINATORS** 3-way type 6/7 1/2/9v 300ma £3.14. 100ma radio type with pres-studs 9v £3.57, 9+9v £4.79. Car converter 12v input, output 4 1/2/6/7 1/2/9v 800ma £2.66.  
**BATTERY ELIMINATOR KITS** 100ma radio types with pres-studs 4 1/2v £1.49, 6v £1.49, 9v £1.49, 4 1/2+4 1/2v £1.92, 6+6v £1.92, 9+9v £1.92. Stabilized 8-way types 3/4 1/2/6/7 1/2/9/12/15/18v 100ma £2.50, 1/4mp £5.10. Stabilized power kits 2.18v 100ma £2.95, 1.30v 1A £5.95, 1.30v 2A £11.24, 12v car converter 6/7 1/2/9v 1A £1.35.  
**T-DEC AND CSC READBOARDS** s-dec £3.79, t-dec £4.59, u-dec £4.89, u-dec £7.16, 16 dii adaptor £2.31, exp4b £2.64, exp300 £6.61, exp350 £3.62, exp325 £1.84.  
**BI-PAK AUDIO MODULES** s450 £24.03, AL60 £4.97, pat100 £17.33, spm80 £4.57, bmt80 £6.08, Stereo 30 £20.57, AL30 £4.04, pat12 £7.77, ps12 £1.42, ma60 £36.23.

**SWANLEY ELECTRONICS**  
Dept. WW, 32 Goldsel Rd., Swanley, Kent.  
Post 30p extra, prices include VAT unless stated.  
Official and overseas orders welcome. Lists 24p post free.

**STEREO DISC AMPLIFIER 2**  
THE MOST THOROUGHLY RESEARCHED DISC AMPLIFIER THERE IS

Magnetic cartridge to balanced lines with superlative quality. Total harmonic, static intermodulation and dynamic intermodulation distortions all exceptionally low: July, page 82. Distortion performance and frequency response unaffected by resistive or inductive source impedances. Remarkably low noise levels for short circuit and high inductance sources. Used by broadcasters in the U.K. and by national networks in other countries.

1kHz at 5mV set for 0dBV, 7 output, loaded 600Ω.

Noise	20Hz-20kHz average reading meter	CCIR468-2 weighting and peak meter
Short circuit input	-71dBV.7	-64dBV.7
Cartridge source, 1H + 1kΩ	-68dBV.7	-56dBV.7

(subtract further 11dB from CCIR468-2 figures for domestic CCIR/ARM method)

Radio frequency breakthrough. Output level in a carrier field strength of +100dBμV/m, 84MHz, 100% amplitude modulated with 1kHz sine wave.

Less than -70dBV.7  
1kHz -76dB; 30Hz -60dB.  
Non-linear crosstalk  
Below noise, all conditions below clipping  
Safety  
Meets IEC65-2, BS415.

10 Outlet Distribution Amplifier 2 \* Stabilizer \* Frequency Shift Circuit Boards \* Peak Programme Meter Drive Turners Movements \* Chart Recorders \* Peak Deviation Meters.

**SURREY ELECTRONICS**  
The Forge, Luckes Green, Cranleigh, Surrey GU6 7BG. Tel. (04866) 5997

**KELSEY K102M TRANSFORMERLESS BALANCED LINE MICROPHONE AMPLIFIERS**

Specifications

Direct P.C.B. mounting	
Supply Voltage	±15V
Maximum Gain	43dB
Gain Control Range	38dB
Gain Reduction in Unbalanced Mode (Input to Terminal +)	10dB
Maximum Input Level (Unbalanced Mode, Input to Terminal +)	+15dBV
Input Impedance (Each Input Terminal to Ground)	5Kohm
Optimum Source Impedance	200ohm
Maximum Output	+20dBV
Frequency Response	+ 0.5dB Ref. 10Hz to 50KHz
Slew Rate	Better than 10V/microsec
Harmonic Distortion	Better than 0.03% Ref 1KHz
	Typically 0.02%
Common Mode Rejection Ratio	Better than 80dB
Equivalent Input Noise (Unweighted)	Better than -125dBV (Din, Audio band weighted)
Recommended Output Loading	10Kohm
Dimensions	40mm x 40mm x 20mm
Weight	48 grams

**KELSEY ACOUSTICS LTD 28 POWIS TERRACE, LONDON W11. TEL: 01-727 1046**

WW — 044 FOR FURTHER DETAILS



# FOTOLAK

## POSITIVE LIGHT SENSITIVE AEROSOL LACQUER

Enables YOU to produce perfect printed circuits in minutes!  
 Method: Spray cleaned board with lacquer. When dry, place positive master of required circuit on now sensitized surface. Expose to daylight, develop and etch. Any number of exact copies can of course be made from one master. Widely used in industry for prototype work.

FOTOLAK	£2.00	Pre-coated 1/16" Fibre-glass board:	
Developer	30p	204mm x 114mm	£1.50
Ferric Chloride	50p	204mm x 228mm	£3.00
		408mm x 228mm	£6.00
		467mm x 305mm	£9.00

Plain Copper-clad Fibre-glass.		Single-sided	Double-sided
Approx. 3.18mm thick sq. ft.			£1.50
Approx. 2.00mm thick sq. ft.	£2.00		
Approx. 1.00mm thick sq. ft.	£1.50		£1.75
Clear Acetate Sheet for making master, 260mm x 260mm			12p

Postage and packing 65p per order. VAT 15% on total

**G. F. MILWARD ELECTRONIC COMPONENTS LIMITED**


369 Alum Rock Road, Birmingham B8 3DR. Telephone: 021-327 2339

# K.A.C. A150 MIXER AMPLIFIER

150 WATTS SINE WAVE POWER

£149.50

inc. VAT



Mono, all purpose, reliable, strongly made (1/2" Ali frame).  
 Double anodised fascia. Full electronic short circuit protection.  
 Six independent inputs: Dual Phono, RIAA, change-over fader for Discos.  
 Twin Jack output sockets: 8Ω 150W; 4Ω 100W; 16Ω 80W. (R.M.S.)

**K.A.C. Electronic Inv. Ltd., 20 Priory St., Tonbridge, Kent**  
 CALL FOR DEM or PHONE (0732) 358109 FOR LEAFLET

WW — 048 FOR FURTHER DETAILS

## ORGAN and PIANO KEYBOARDS

	Price inc. VAT	P & P
4-Octave C-C	£32.20	£2.75
5-Octave C-C	£34.50	£2.75
5-Octave F-F	£34.50	£2.75
6-Octave C-C	£36.80	£3.00

**DALSTON ELECTRONICS**  
 40a Dalston Lane, Dalston Junction  
 London, E8 2AZ Tel: 01-249 5624

## COME TO GRIPS WITH AN OLD PROBLEM



The "Bench Hand Clamp" is designed to hold by spring tension, Electronic and Electrical Parts of all shapes during the process of Soldering and Light Assembly. This little device is an invaluable aid towards increased productivity, better soldered joints, and light assembled work. Jaws open to 40mm, Jaw width 180mm, Height 110mm, Depth closed 125mm. Price with VAT £18.10. Postage and Packing 75p. Delivery up to 21 days. Patent Applied for. Made in England.

**ABBINGTON ENGINEERING**

Merchantile House, 99/101 St. Leonards Road, WINDSOR, Berkshire

WW — 084 FOR FURTHER DETAILS

## A new book from Newnes - Butterworths

### Audio Equipment Tests

Gordon J. King

- \* Describes more than 100 proven tests on domestic hi-fi and audio equipment
- \* Separate chapters on the testing of each primary unit including f.m. tuner, amplifier, tape deck, record deck and loudspeaker. Additional chapters on tape and listening tests
- \* Gives a valuable insight into the meaning of specifications and test results quoted in books and magazines

1979 168 pages £6.50 US \$14.75

Already published

### The Audio Handbook

Gordon J. King

Reprinted 1978 294 pages £6.90 US \$15.75



## Newnes - Butterworths

Borough Green, Sevenoaks, Kent TN15 8PH  
 Tel: (0732) 884567

Butterworths have companies in Australia, Canada, New Zealand, South Africa and the USA, where local prices apply.

# COMPUTER THE LATEST


"State of the Art" addition to **WERSI**

range of kits or send £1 for our 104-page full colour catalogue and supporting literature. Visit our showroom to see the fabulous



**AURA SOUNDS**  
 14-15 Royal Oak Centre  
 Brighton Road, Purley, Surrey  
 Tel. 01-688 9733

and  
 17 Upper Charter Arcade  
 Barnsley, Yorks.  
 Tel. 0226 5248



**STRUMECH ENGINEERING ELECTRONICS DEVELOPMENTS**

**★★★ BUSINESS ★★★ EDUCATION ★★★**  
**★★★ RESEARCH ★★★**

**32K-56K RAM - DUAL MINI DISKS | 56K RAM-DUAL 8" DISKS-10MgDISK**



**seed system one**  
**prices from £1500-£2500**  
**NEW-FORTRAN £80**



**seed system 12**  
**prices from £4500-£12000**

Suppliers of equipment to: Leading Universities, H.M. Government, Hospitals, Schools, Colleges and Small Business

**SEED - STRUMECH - PORTLAND HSE. - COPPICE SIDE - BROWNHILLS - WALSALL**

WW-110 FOR FURTHER DETAILS

**video amplifiers music centres electronic organs**

Read all about home entertainment ideas for the nineteen-eighties in the new Hi Fi Yearbook and Home Entertainment. Still the leading reference book on Hi Fi it's now bigger and better than ever, with over 550 pages and new sections covering other types of home entertainment equipment: radios, electronic organs, colour TVs, video recorders and electronic TV games. There are specifications, prices and illustrations for the equipment covered, as well as informative articles written by experts.... Plus directories of manufacturers, suppliers and dealers.

**Hi Fi Year Book and Home Entertainment available at leading newsagents and bookshops from November 1st. Price £3.75.**

If in difficulty order direct from the publishers @ £4.25 inclusive.

**HIFI YEAR BOOK**  
**& 1980**  
**HOME ENTERTAINMENT**  
**HI-FI • RADIO • TV • ORGANS**  
**GAMES • VIDEO • RECORDS**

To: General Sales Manager, Room CP34,  
 IPC Business Press Ltd., Dorset House,  
 Stamford Street, London SE1 9LU

**ORDER FORM**

Please send me.....copy/copies of Hi Fi Year Book and Home Entertainment 1980 @ £4.25 a copy inclusive, remittance enclosed. Cheque/p.o. should be made payable to IPC Business Press Ltd.

Name.....  
 (please print)  
 Address.....

Registered in England No. 677128  
 Registered Office: Dorset House, Stamford Street, London SE1 9LU **ww**

# Appointments

Advertisements accepted up to 12 noon Friday, October 26th for December issue, subject to space being available.

**DISPLAYED APPOINTMENTS VACANT:** £10.00 per single col. centimetre (min. 3cm).  
**LINE advertisements (run on):** £1.50 per line, minimum three lines.  
**BOX NUMBERS:** 70p extra. (Replies should be addressed to the Box Number in the advertisement, c/o Wireless World, Dorset House, Stamford Street, London SE1 9LU.)  
**PHONE:** Neil McDonnell on 01-261 8508  
*Classified Advertisement Rates are currently zero rated for the purpose of V.A.T.*

# Electronics.

The Chelmer Institute of Higher Education (Chelmsford), in conjunction with the Manpower Services Commission, Training Opportunities Scheme (TOPS) are running a 48 week full-time course starting in January 1980, leading to the Higher National Certificate in Electrical and Electronic Engineering.

What do you learn? The course is based on an electronic systems approach with particular emphasis on electronic data and signal generation, transmission, processing and display.

It is intended to cover the knowledge and practical

abilities for employment as an electronic technical engineer in a wide variety of functions such as development, diagnostic testing, commissioning or installation of electronic equipment and systems.

Would it suit you? The course is open to men and women aged 25 or over, who have been away from full-time education for a total of two years, have not taken a TOPS Course in the last three years and are between jobs or prepared to leave their present one to take up training.

Applicants should have had experience in electrical or electronic engineering in industry

or the Services, and have at least an appropriate ONC, OND, or City and Guilds technical certificate.

Earn as you learn. Tuition is free. TOPS tax-free weekly allowances are payable during training. Travelling and/or lodging allowances may also be payable in approved circumstances.

Further information: send the coupon to: Mr. John Powell, Manpower Services Commission, Training Services Division, District Office, 93 Southchurch Road, Southend-on-Sea. Tel: Southend 613134.

Name \_\_\_\_\_

Address \_\_\_\_\_

Telephone \_\_\_\_\_

06/C/65  
(9749)

**TOPS**  
TRAINING OPPORTUNITIES SCHEME

**MSC** Manpower Services Commission

## VIDEO ENGINEER

A Video Engineer is required for our Television Division. The work will include the maintenance of CCTV equipment and the installation of new video systems. Experience of CCTV equipment is essential.

Write in confidence to:  
 R.G. Gold (Television Division),  
 Samuelson Film Service Ltd.,  
 303/315 Cricklewood Broadway,  
 London NW2 6PQ.



(9743)

## Viewdata / Prestel Field Co-ordinator (Engineer) (London Based)

We are the largest U.K. suppliers of Amusement Machines and part of a world-wide group of companies.

Our existing national organisation is being expanded to include a chain of Prestel Public Access terminals and we need an experienced and ambitious engineer to be responsible for the field activities.

This exploitation of the new Post Office initiative will create opportunities for a person with management potential and the ability to motivate people and get results.

You will probably be a competent television or electronics engineer with a H.N.C. or a good C. & G. certificate with a keen interest in micro-processors and digital techniques.

Starting salary negotiable not less than £5,500 with Cortina 1600 Estate and the benefits of joining a progressive international group.

Applications to:

**R. Conway  
Bell-Fruit (U.K.) Limited  
Leen Gate, Lenton  
Nottingham NG7 2ND**

Interviews held London/Nottingham



(9786) A Member of the Cope Allman Group

## Electronics Engineers on the move

**INVEST  
5 MINUTES  
IN YOUR  
FUTURE**

**DESIGN, TEST, Q.A., FIELD SERVICE, MANAGEMENT, SALES, ETC.**

Take advantage of the best opportunities being offered in the Electronics Industry from amongst over 3,000 U.K. Companies with whom we deal. We are seeking all categories of Electronics Engineers for equipment ranging from computers to communications.

By returning the application form below, your job requirements will be matched against our clients' numerous vacancies, many of which are not advertised. Your application will be treated in strict confidence and no approaches will be made to existing employers or to any other companies you care to specify. Please remember, our service is completely FREE to applicants.

So don't delay — act now to give yourself the best chance of finding the perfect job.

If you wish to discuss any aspect of the Electronics job market, you are welcome to phone any time. Please ask for Brian Cornwell.

**Capital Appointments Ltd. 29/30, Windmill St. London, W.1. ☎ 01-637 5551**

PLEASE WRITE IN BLACK INK.

NAME: \_\_\_\_\_ ADDRESS: \_\_\_\_\_

Tel: (Home): \_\_\_\_\_ (Office): \_\_\_\_\_

Date of Birth: \_\_\_\_\_ Place of Birth: \_\_\_\_\_ Nationality now: \_\_\_\_\_ If not British, is a Work Permit req'd? \_\_\_\_\_

Marital Status: \_\_\_\_\_ Car Driver: \_\_\_\_\_ Car Owner: \_\_\_\_\_

Type of Position required: \_\_\_\_\_ Approx. Salary level: \_\_\_\_\_

Please indicate areas in which you are prepared to work:				Are you a houseowner?		Are you willing to relocate?	
Cent. London	S. Coast	E. Midlands		Are you prepared to travel — In U.K?		Overseas?	
S.E. London	West Country	W. Midlands		State of health:			
S.W. London	N.E. England	E. Anglia		Notice Period required:		Availability for Interview:	
N.E. London	N.W. England	Wales					
N.W. London	Scotland	Overseas					
Home Counties: N.W.		N.E.	S.W.	S.E.			

**EDUCATION:**

Secondary School Qualifications:  
College or University Qualifications:  
Any Professional Membership:

INDUSTRIAL EXPERIENCE:		Products	Job Title	Responsibilities	Reason for leaving	Final Salary
Period of Employment	Company & Location					
1. Current or last employment						
From:						
To:						
2. Previous employment						
From:						
To:						
3. Previous employment						
From:						
To:						

**ELECTRONICS PROFILE:** Indicate extent of experience— A—Extensive; B—Moderate; C—Limited; If Nil experience, leave blank.

<input type="checkbox"/> Telephone Eqpt.	<input type="checkbox"/> Data Comms.	<input type="checkbox"/> Radio/Hi-Fi/T.V.	<input type="checkbox"/> Broadcast Eqpt.
<input type="checkbox"/> Digital/Logic	<input type="checkbox"/> Analogue Eqpt.	<input type="checkbox"/> Software/Programming	<input type="checkbox"/> Minis/Microprocessors
<input type="checkbox"/> Computers/Peripherals	<input type="checkbox"/> Test Gear/ATE.	<input type="checkbox"/> Process Control	<input type="checkbox"/> Power Supplies
<input type="checkbox"/> UHF/VHF. Comms.	<input type="checkbox"/> Microwave	<input type="checkbox"/> Radar/Nav aids.	<input type="checkbox"/> Medical Electronics
<input type="checkbox"/> Signalling Systems	<input type="checkbox"/> Security Eqpt.	<input type="checkbox"/> Avionics	<input type="checkbox"/> Simulators
<input type="checkbox"/> Weapons	<input type="checkbox"/> Scientific Eqpt.	<input type="checkbox"/> Data Recorders	<input type="checkbox"/> Photocopiers
<input type="checkbox"/> Phototypesetting	<input type="checkbox"/> Servo-mechs.	<input type="checkbox"/> Components-Active	<input type="checkbox"/> Components—Passive
<input type="checkbox"/> Production Eng.	<input type="checkbox"/> Electrical Eng.		

Others — Please state.

Please indicate any Companies you do not wish us to contact.

If you wish to detail further aspects of your experience or job requirements, please enclose on a separate sheet.

## Design Engineer Miniature Transformers

Marconi Space and Defence Systems in Portsmouth design, develop and manufacture a wide range of electronics systems for use in satellites, and military communications.

To be involved in the design and manufacture of miniature transformers, you should preferably have a relevant degree or a minimum of HNC and at least 3 years' experience in this specialised field of work. Ex-Service personnel who have been involved with transformers would be welcome. Knowledge of DEF Standard requirements would be an advantage.

Please telephone or write, quoting ref: P/122 for an application form to: Jack Burnie, Marconi Space and Defence Systems Ltd., Applied Electronics Laboratories, Browns Lane, The Airport, Portsmouth. Tel: Portsmouth (0705) 699414.

**Marconi  
Space & Defence  
Systems (Portsmouth)**

A GEC-Marconi Electronics Company (9754)

**APPOINTMENTS  
IN  
ELECTRONICS**  
**£5 - £10,000**  
Take your pick of the permanent posts in:

MISSILES — MEDICAL  
COMPUTERS  
RADAR — COMMS  
MICROPROCESSOR  
HARDWARE — SOFTWARE

For free expert advice and immediate action on salary and career improvement, phone or write to, Mike GernatBSc.

**Technomark**  
Engineering and Technical Recruitment  
11 Westbourne Grove  
London W2. 01-229 9239 (9257)

**UNIVERSITY OF YORK**  
**DEPARTMENT OF  
ELECTRONICS**

**TECHNICIAN  
GRADE 4**

Applications are invited for the above post to take responsibility for the new Electronics Teaching Laboratory for undergraduates. This post requires good knowledge of basic electronic instruments and organising ability. Salary scale for Grade 4: £3,432-£3,950 p.a.

Further information may be obtained from Professor G. G. Bloodworth, Department of Electronics, University of York, Heslington, York YO1 5DD (York 59861, ext. 5525), to whom written applications giving the names and addresses of two referees should be sent as soon as possible. (9746)

## AMPEX

Ampex Corporation, a world leader in analogue and digital data recording technology, has been designated the official supplier of video recording and magnetic tape products to the 1980 Moscow Olympics.

Ampex Broadcast Systems Group, whose operation is based in Reading, England, requires a television engineer/technician with a minimum of three years' practical experience in the broadcast television industry to train as a

### SYSTEMS PROPOSAL ENGINEER

This position offers the prospect of expanding commercial sales in an international market with a major broadcasting equipment system supplier. International travel can be expected.

The successful applicant will be a self-motivated engineer capable of applying systems engineering knowledge to the design of television studios and mobile units to customers' requirements.

An excellent salary will be paid and relocation assistance is offered.

Apply for application form to **Joan Feaver, Ampex Great Britain Limited, Acre Road, Reading, Berks. Telephone 85200 or call direct to Bryan Freer on Reading 864211.**

(9733)

**THORN** 

**ELECTRONIC  
ENGINEERS.**

At Thorn Consumer Electronics we are expanding our Engineering Department to cater for the increasingly diverse uses we plan for the television screen.

Applications, male or female, are invited from qualified Electronic Engineers with or without actual experience in the consumer electronics field. The work involves a wide variety of projects and will appeal to engineers who wish to apply their abilities to exciting new projects in the forefront of technology.

Salaries are competitive, coupled with excellent working conditions.

*Please apply in writing to The Personnel Manager (EE / WW)*

**THORN CONSUMER ELECTRONICS LTD.**  
Great Cambridge Road, Enfield, Middlesex EN1 1UL  
(9796)



# More choice... more challenge

The IBA is committed to a demanding programme of work for many years ahead; particularly now with the introduction of Channel Four and the expansion of Independent Local Radio. Planning, Building and Commissioning new Transmitting Stations for Television and Local Radio is a complex and challenging task and a large one too—over 500 new stations to be brought into operational service between now and 1983! And beyond 1983? Many more stations to be built and exciting projects to give you a secure and worthwhile career.

In the following areas there are opportunities for engineers (male or female) qualified to Degree/HND/HNC level with relevant experience or newly qualified graduates with an interest in broadcast engineering.

### Telemetry and Automation

Overall system design, application of microprocessors, mini computers and software techniques, equipment specification, installation and commissioning, participation in contract and project management.

### Aerials

Design and specification, acceptance and commissioning of Aerial Systems, high and low power filters, channel combining and separating equipment for UHF, VHF, and MF services.

### Transmitters—Television and Radio

Transmitter system planning, specification, participation in contract and project management, liaison with manufacturers, equipment acceptance and evaluation, installation and commissioning.

### Power

Planning and design of electrical installations, contract management and negotiations with Public electricity supply Authorities.

### Service Area Planning

Participation in planning studies, evaluation and testing of transmitting station sites; undertaking field strength surveys to establish the extent of service achieved.

### Network Planning

Provision of sound network circuits linking studio and transmitter involving progressing and acceptance testing of Post Office circuits and Planning private microwave links.

### Engineering Information Service

Communicating with professional engineers and the public on all aspects of broadcast engineering.

### Quality Control

Ensuring that technical standards are maintained throughout ITV and ILR by carrying out regular measurements throughout the network. This involves periodic visits to programme company studios.

### Research and Development

Covering a wide range of projects including entirely new and exciting broadcast systems based upon digital techniques; current projects include:

**Digital Video Tape Recording · Advanced R.F. Equipment · Adaptive Aerials · Data Broadcasting · Digital Audio Satellite Broadcasting · Digital Video Transmission.**

All of these posts are based near Winchester although a good deal of travel throughout the UK is involved in a number of them.

Depending on the post, qualifications and experience, the commencing salary, normally between £6,000 and £7,000, could be in excess of this (salary rates are currently under negotiation for 1st July 1979).

Generous re-location expenses will be paid where appropriate.

There's a whole lot more we are wanting to tell you so why not complete the coupon and send without delay (no Stamp Required) for our information package indicating your particular area of interest.

To: The Personnel Officer, Independent Broadcasting Authority, Crawley Court, (FREE POST) Winchester, SO21 2BR

From: Name \_\_\_\_\_

Address: \_\_\_\_\_  
 \_\_\_\_\_  
 \_\_\_\_\_

Areas of Interest: \_\_\_\_\_

BLOCK LETTERS PLEASE

Ref. WW/C4



INDEPENDENT  
BROADCASTING  
AUTHORITY

**IBA**

INDEPENDENT  
BROADCASTING  
AUTHORITY

**datron**  
ELECTRONICS LIMITED

## Customer Service Technician

We require an experienced technician in our Customer Service Department. Prime responsibility will be fault-finding on — and repair of — precision DVMs which we supply worldwide. Some field service work is also envisaged — sometimes abroad.

Excellent working conditions in our new purpose-built premises at Norwich Airport, good long term career prospects and a starting salary range of £3,500 to £5,700.

Experience with modern analogue and digital circuitry essential, preferably in instrumentation, with microprocessor experience an asset. Formal qualifications desirable but secondary to demonstrable ability.

Contact David Marsh on Norwich 404824 extension 38 or write giving details of previous experience to Datron Electronics Ltd., Hurricane Way, Norwich Airport Estate

(9765)

UNIVERSITY OF YORK  
Department of  
Psychology

## GRADE 6 COMPUTER TECHNICIAN

Applications are invited for the above post which will involve work with the Department's minicomputers (mainly of the PDP 11 family), their interfacing to peripheral apparatus including oscilloscopes, printers, plotters and I/O devices to be constructed in the Department's electronic workshop. The applicant should ideally have knowledge of both hardware and software.

Salary: £4,243-£5,068 p.a.

Applications in writing, giving the names and addresses of two referees, should be sent to the Deputy Bursar, University of York, Heslington, York YO1 5DD. Further details are available from the Chief Technician, Mr. Spaven, tel. York 59861, ext. 5965. Closing date for applications is two weeks from insertion of advertisement.

(9738)

**LOGEX ELECTRONICS RECRUITMENT SERVICE.** If you are thinking of a new career. For the 1980's you should be looking now. Electronic engineers with good digital/RF/analogue experience are invited to register with us to take advantage of the wide choice of jobs becoming available. Specialists in field service, installation and commissioning in computers, Comms, PC/NC/CNC, CCTV, etc. Write or phone, 309 High Road, Loughton, Essex. Tel. 01-502 1589 or our 24-hour secretarial service, 01-464 7714, ext. 52. (9790)

We require a

## Television Engineer

We are based in Buckinghamshire and operate a broadcast quality colour mobile unit and studio equipped with Link hand-held and studio cameras, Cintel Mark III telecine, VPR I recorders and a wide range of other facilities.

An experienced television engineer is now required for operational and maintenance work with our small team producing training programmes for the Services at base and on location.

You should have worked on professional colour equipment and some training could be provided, where necessary.

Good starting salary. Assisted travel allowance when applicable. Free canteen. Four weeks' annual leave. Pleasant rural environment.

Pension and Life Assurance Scheme.

For further information telephone or write to:

Personnel Officer,  
The Services Kinema Corporation,  
Chalfont Grove, Narcot Lane,  
Gerrards Cross, Bucks. SL9 8TN.  
Tel: Chalfont St. Giles 4461 Ext. 221.

(9745)

## Lecturer Grade II/ Senior Lecturer

IN ELECTRICAL/  
ELECTRONIC ENGINEERING

(£4470-£7701 (Bar)-£8253)

Candidates should preferably possess teaching and/or industrial experience. Research experience and a continuing interest in research work are essential requirements for the post.

Further details and form of application available from The Assistant Director and Chief Administrative Officer, Trent Polytechnic, Burton Street, Nottingham.

Applications to be returned as soon as possible.

(9748)

**TRENT  
POLYTECHNIC  
NOTTINGHAM**

## ELECTRONIC SERVICE ENGINEERS

LONDON — BRISTOL — MANCHESTER — GLASGOW

Our Company specialises in both sales and servicing of Discotheque Sound and Lighting equipment. We currently have vacancies for engineers who have had previous experience of either HiFi, Studio, PA or similar equipment. Excellent salary plus quarterly bonus and P.P.P.

Please telephone or write to Andree Mead for further details.

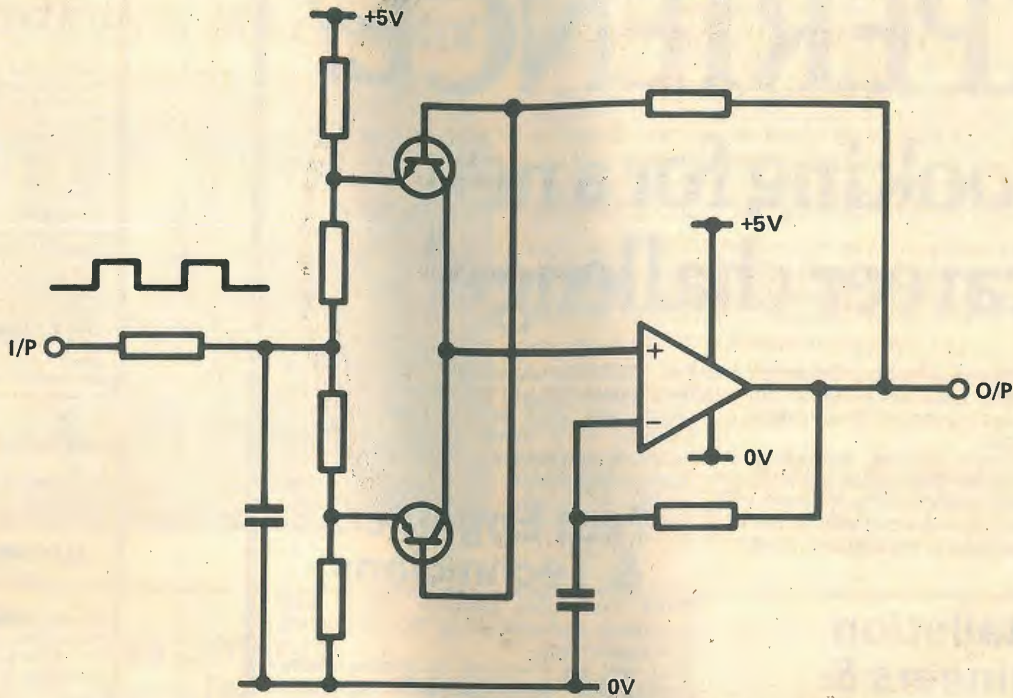
**Roger Squire's**

Barnet Trading Estate,  
Park Road, Barnet,  
Herts. EN5 5SA.  
Telephone: 01-441 1919

(9448)

**S K C**

# Circuit Designers



## any idea what this circuit does?

Either way, if you're interested, we'd like you to contact us. We'll send you by return, a package of information to study at your leisure, which will tell you about us, and how you can develop your career with us.

We have vacancies for:  
 Computer Peripheral Circuit Designers,  
 Switched Mode Power Supply Designers,  
 Analogue Test Gear Designers.

Open to male and female applicants.

Send to:  
 FERRANTI COMPUTER SYSTEMS LIMITED,  
 PERSONNEL DEPARTMENT,  
 WESTERN ROAD, BRACKNELL, RG12 1RA

B/42/WW MAIL OPPORTUNITIES  
 PACKAGE 'C' TO:

.....  
 .....  
 .....

(9751)

**FERRANTI**  
 Computer Systems

# ELECTRONICS EXPERIENCE?

## Looking for a new career challenge?

Join Marconi Communication Systems and you could find yourself working on some of the most advanced electronics equipment around.

We currently require additional Installation and Test Engineers and Technicians, to work on radio communications, sound and TV broadcasting equipment and systems.

### Installation Engineers & Technicians

These positions offer the challenge and variety of work abroad. We have a continuing requirement for Engineers and Technicians to work on a wide variety of projects, but at the moment we specifically want people to work on overseas contracts for TV and sound broadcasting transmitters and broad band microwave systems.



A GEC-Marconi Electronics Company

You could be spending anything from a few weeks to six months abroad, on permanent staff status, working as a member of a team enjoying excellent overseas allowances. A current driving licence is essential.

### Test Engineers & Technicians

Work on highly complex digital and analogue systems, using the very latest test equipment.

You will be involved in testing, fault-finding and rectification at all stages of production through to testing entire systems prior to commissioning. Your work can lead to the ironing out of manufacturing faults and the initiation of design changes.

Applicants for all posts should have several years' experience, in the maintenance and repair of electronic equipment, and be qualified to City & Guilds final, Full Tech. Cert., HND, HNC, a Degree in an Electronics discipline or H.M. Forces equivalent.

To find out more about the work, conditions, salaries and benefits, contact Roy Humphries without delay, either by telephone on Chelmsford (0245) 353221, or by writing to him at Marconi Communication Systems Limited, New Street, Chelmsford, Essex.

(9734)

# Electronic Test Engineers TO £4800 p/a

We manufacture and market audio noise reduction equipment which is used by major recording companies, recording studios and broadcasting authorities throughout the world and have enjoyed successful growth since incorporation in 1968.

The increased demand for our equipment in the recording and cinema industries has necessitated the recruitment of experienced test engineers.

If you have practical knowledge and experience of electronic testing, think you can test, calibrate and troubleshoot our sophisticated equipment and enjoy the challenge of quality and delivery pressures telephone Tony Hill 01-720 1111.



Dolby Laboratories Inc  
346 Clapham Road  
London SW9 9AP  
Telephone 01-720 1111

(9372)

### UNIVERSITY OF SHEFFIELD RESEARCH TECHNICIAN (GRADE 5)

A vacancy exists for a research technician for an initial period of 3 years for duties associated with the activities of the Space Physics Group within the Department of Physics. The work will cover a wide variety of interesting and challenging tasks related to studies of very low frequency radio waves. The group has an interest in the British Antarctic Survey's base at Halley Bay and part of the duties will be concerned with the preparation of equipment for use there and the analysis of data obtained from it in which micro-processors are playing an increasing part. Qualifications or experience should be of H.N.C. or equivalent standard, a current full driving licence is required and duties may include some travel both within the U.K. and Europe for periods of up to several weeks.

Salary on scale £3700-£4320 p.a.  
Please write to the Administrative Officer (Personnel) (Ref. S1372/WW), the University, Sheffield, S10 2TN. (9774).

Applications are invited from experienced

### ELECTRONIC ENGINEERS (graduates or equivalent)

to participate in development and research projects within the Department of Physiotherapy, primarily in measurement of muscle function. Ongoing activities in which he/she would be expected to play a role including development of a chair to measure isokinetic work, and general duties in connection with these projects. A knowledge of torque and velocity transducers would be an advantage.

The salary range for this appointment is on the Technical Officer scale and is dependent on experience.

Applications should be made to Mr G. Smith, Assistant Personnel Officer, Hammersmith Hospital, Du Cane Road, London W12 0HS. (9766)

### UNIVERSITY OF SURREY DEPARTMENT OF MUSIC

### TECHNICIAN GRADE IA

A vacancy exists for a technician to assist in the routine maintenance and alignment of sound recording equipment in the Music Studio and Mobile Recording Vehicle, checking of microphones, loudspeakers, tape machines and record players, building of electronic processing units and helping staff and students with music recordings and demonstrations.

On-the-job and day release training will be given in all relevant subjects, including electronic and acoustic testing, electronic wiring, microphone procedures and subjective evaluation of the quality of recordings.


A basic knowledge of electronic and workshop practices and an interest in music or sound recording is desirable.

Salary on a scale £2,547-£2,723 (under review) according to experience.

Application forms for this post must be submitted to the Staff Officer, Senate House, University of Surrey, Guildford, Surrey GU2 5XH, or telephone Guildford 71281 ext. 452 for further details and application forms.

# Test Systems Engineers

Your prospects will take on a new outlook at Lowestoft



Lowestoft: a pleasant seaside town of some character, with a busy fishing quarter and narrow lanes running down to the beach. Close to the extensive leisure and recreational facilities offered by Oulton Broad, and the Suffolk Wild Life and Country Park, with housing offering really excellent value for money.

So might run the guide book entry, but for skilled test engineers, Lowestoft offers even more than that — it is also the location of the Manufacturing Division of Pye Ltd., a member of the international Philips Video Group.

We're currently looking for additional men and women with a sound knowledge of television systems and measurement techniques to join a team involved in the design and construction of specialist test equipment for use within the production facility. The work is extremely varied, covering monochrome and colour receivers, teletext and viewdata systems, and remote control units for the UK and European markets.

As well as the splendid location, these positions offer attractive salaries and a first-class range of benefits including removal expenses where appropriate.

**If you're qualified to degree level or equivalent and are looking for a new way of life, contact Richard McMullan, Staff Personnel Officer, Pye Ltd., Manufacturing Division, Oulton Broad, Lowestoft. (0502) 62222.**

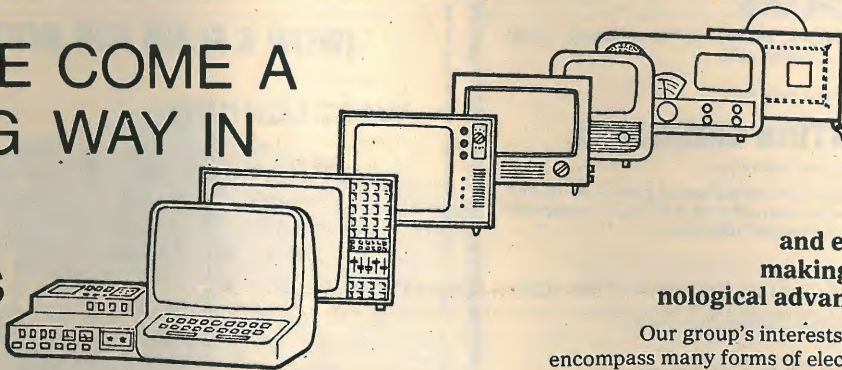
(8923)



**Pye Limited  
Manufacturing Division**



WE'VE COME A  
LONG WAY IN  
**50**  
YEARS



**and expect to continue  
making significant tech-  
nological advances in the next 50**

Our group's interests are wide ranging, and encompass many forms of electronics and communications, including computers, flight simulators, marine radio, satellite navigation and all aspects of television from receiver design and manufacture to cable systems and the supply of complete TV studios and outside broadcast vehicles.

Our Post Design Service on TV receivers offers technical assistance to our factories and rental companies throughout the UK, aimed at securing the best return on the huge investment in over 1 million operational television receivers. We require additional engineers for this important section, who are able to tackle a wide variety of re-design projects working very much autonomously and seeing their projects through to completion.

Formal qualifications in electronic engineering would be an asset, but most importantly we are looking for men and women with sound technical experience in some of the following areas: — colour and monochrome receiver re-design, detailed circuit fault investigation, safety investigations and approvals to BS415, component evaluations and receiver quality assurance and evaluation.

Career opportunities within this large and successful group are excellent, offering you the possibility of eventually designing a new generation of colour TVs or entering an allied field. You can expect an attractive salary, in line with your experience, together with generous benefits and relocation assistance to the Chessington area of Surrey, ideally situated for both London and the South Coast.

For further information please write or telephone:—

**REDIFFUSION**

Mr J. Sinclair,  
Rediffusion Consumer Electronics Limited,  
Fullers Way Sth., Chessington, Surrey KT9 1HJ  
Telephone No. 01-397 5411

(9789)

## Test Development Engineer

Our Test Projects Section has an opening for a Test Development Engineer. In this job he/she will be developing practical production test methods for our broad range of integrated circuits.

The work covers evaluating test methods with the designers and producing test hardware and software, through to the production of efficient test facilities for use on sophisticated computer-controlled test equipment. This requires interfacing with the production, QA and circuit design functions of our business and thus offers a unique opportunity for those who wish to broaden their knowledge of electronics.

Applicants must have a minimum qualification of HNC plus a practical engineering background.

Write or phone for an application form to Shirley Cave, Resourcing Officer, Plessey Semiconductors Limited, Cheney Manor, Swindon, Wilts. SN2 2QW. Tel: Swindon 36251.



### PLESSEY

(9781)

CHelsea COLLEGE  
University of London

ELECTRONICS WORKSHOP

DEPUTY SUPERVISOR  
(Grade 6) and

ELECTRONICS TECHNICIAN  
ENGINEER

(Grade 5) required for interesting work for Electronics and Physics research and teaching. Includes prototype instrument design, development and construction and the servicing and repair of commercial electronic equipment.

Experience and qualifications in Electronics at an appropriate level are essential. Generous holidays. Inclusive salaries (under review):

Grade 6: £4,767 to £5,592 per annum  
Grade 5: £4,224 to £4,844 per annum.

Further details and application forms from:  
Mr. M. E. Cane (EW), Chelsea College,  
Pulton Place, London SW6 5PR.

(9769)

### SAUDI ARABIA

We require a **Qualified Electronic Engineer/Technician**. Some knowledge of colour TV and VCR servicing. Excellent remuneration — preferably single.

Apply to the Manager  
**United Electronic Company**  
PO Box 7520 CR15873  
Riyadh  
Saudi Arabia

(9799)



## ROHDE & SCHWARZ

Independent concern represented in 80 countries

### SENIOR TEST AND CALIBRATION ENGINEERS

With a background in RF and microwaves, experienced in analogue, digital techniques, logic and microprocessor controlled ATE.

also vacancies exist for

### TEST & CALIBRATION ENGINEERS

with knowledge of one or more of the above techniques.

We offer an exceptional salary ★ Performance related bonus scheme ★ Training abroad ★ Prospects of promotion ★ A wide variety of work ★ A happy atmosphere ★ Non-contributory pension scheme ★ Subsidised restaurant.

Please write or phone to:

Mr. Z. Eres (Technical Manager) extension 43.

Electronic Instruments & Communications Equipment

aveley  
electric LTD

Roebuck Road  
Chessington  
Surrey KT9 1LP  
01-397 8771

(9757)

## ELECTRONICS ENGINEER

(WITH A FLAIR FOR INSTRUCTION)

WEST LONDON

c. £6,000

You will be capable of designing and building circuits for training purposes in microelectronics courses. Only people with a keen interest in helping students to learn by designing and constructing their own circuits should apply.

The successful applicant will also have the opportunity to develop his/her own knowledge of microprocessors in conjunction with other members of the team.

Interested?

The please contact: **Box No. WW9747.**

## Electronics & Computer Test To £7,500

Use your C&G/ONC/HNC/Forces Training and good DIGITAL/ANALOGUE/RF experience to advantage. Working with state-of-the-art MINI/MICRO PROCESSOR; LASER; ATE; COMMUNICATIONS; NUCLEONIC; CCTV and similar equipment. Most UK areas; from Technician to Manager.

For free confidential counselling and practical career advice contact GRANT WILSON ref: GW470.

TECHNOMARK, 11 Westbourne Grove, London W2 4UA.  
Tel: 01-229 9239 (01-229 4218 — 24 hrs).  
Engineering Recruitment Consultants.

## The University of Sussex Electronics Technician (Male/Female)

Grade 3, in the Social Psychology Laboratory, starting as soon as possible. The vacancy in a small growing department is for a technician with experience of transistor circuits, capable of developing and constructing simple apparatus and preferably interested in C.C.T.V.

Salary scale: £3122-£3553 per annum (under review, to be increased from 1.4.80 to at least £3313-£3770 per annum).

Further particulars and application form, returnable as soon as possible, are available from the Assistant Secretary (Establishment), Office of Arts & Social Studies, University of Sussex, Falmer, Brighton BN1 9QN (606755, ext. 1050, Miss Pratt).

(9800)

## Radio Officers Sea Sick?

If you've seen quite enough of the sea, and are thinking now of a shore-based job that suits your qualifications, the Post Office Maritime Service can offer you interesting work, job security, good pay, plus the pleasure of enjoying all the comforts of home where you appreciate them most – at home!

Vacancies exist at several coast stations for qualified Radio Officers to carry out a variety of duties that range from Morse and teleprinter operating to traffic circulation and radio telephone operating. And for those with ambition, the prospects of promotion to senior management are excellent.

You must have a United Kingdom Maritime Radio Communication Operator's General Certificate or First Class Certificate of proficiency in Radio-telegraphy or an

equivalent certificate issued by a Commonwealth Administration or the Irish Republic. Preferably you should have some sea-going experience.

The starting pay at 25 or over will be about £4450; after 3 years service this figure rises to around £5750. (If you are between 19 and 24 your pay on entry will vary between approximately £3500 and £4050). Overtime is additional, and there is a good pension scheme, sick-pay benefits and at least 4 weeks' holiday a year.

For further information, please telephone Andree Trionfi on Freefone 2281 or write to her at the following address: ETE Maritime Radio Services Division (WW), ETE17.1.1.2, Room 643, Union House, St. Martins-le-Grand, London EC1A 1AR.



(9741)

## Electronic Engineers

Make The Centre  
your next stop

The Government Communications Centre at Milton Keynes now requires several of the above qualified staff to contribute to the Centre's growing reputation. Our work is often novel, always challenging and requiring a high level of dedication and application to the task. The fields of work are increasingly offering new opportunities for career development and experience in VHF, HF general and digital circuitry, design and development.

Minimum qualification needed is HNC.

Salaries ranging up to £6737 per annum depending on qualifications and experience.

We are situated close to Milton Keynes, a fast growing town with many modern entertainment, shopping and sporting facilities. The area is crossed by several main travelling routes and reasonably priced housing is available.

Please apply for an application form to the Recruitment Officer, HM Government Communications Centre, Hanslope Park, Hanslope, Milton Keynes, MK19 7BH.

The Centre — is vital to your career.

(9724)

## THE WELDING INSTITUTE POWER SUPPLY AND DIGITAL ELECTRONIC DESIGN ENGINEERS

A department of Control Engineering has been set up in The Welding Institute Research Laboratory, the largest such laboratory in the western world, to deal specifically with the overall field of control in welding systems. This will cover both low and high power electrical/electronic engineering, computer control (including dedicated microprocessors) as well as mechanical and hydraulic machine design.

Two vacancies exist for qualified engineers to work in modern well-equipped laboratories in a pleasant rural setting.

One post will involve the design and development of power supplies up to 30 kilowatts in output rating, for which an interest in heavy electronics and experience in the application of thyristors are essential requirements.

The other post will involve the design of digital measuring and control equipment, and of peripheral interfaces within micro-computers. Previous experience with microprocessors would be useful, but not so important as a solid background of digital hardware design.

The Institute operates a 35 hour week, with four weeks' annual leave, negotiable progressive salary, excellent pension and life assurance scheme, subsidised restaurant and sports and social club facilities.

Application forms from: **The Personnel Officer, The Welding Institute, Abington Hall, Abington, Cambridge CB1 6AL.**

(9755)

## Audio + Video VTR ENGINEERS

c. £10,000

We require VTR Engineers, preferably with broadcast experience, to service and maintain RCA and Ampex 2" quad machines. A working knowledge of the Rank Cintel Mark III Telecine equipment would be an advantage.

Our other excellent in-house facilities include Marconi DICE standards converter, TBCs and a multitude of Helican Scan machines, leading to an interesting and varied workload.

*If this sounds like you please ring Mr. C. J. Carroll and have an informal chat about the work, the salary and the holidays etc., on 01-580 7161 or write:*



**AUDIO + VIDEO LTD.  
VIDEO HOUSE  
48 CHARLOTTE STREET  
LONDON W1P 1LX**

(9760)

## ELECTRONICS REPAIR TECHNICIANS Kingsbury c. £5500

What do you know about digital equipment? Enough to repair microprocessor-based systems, disc drives, VDU's, PCB's and PSU's? If so, we have some excellent opportunities for you at Kingsbury.

We're Linotype-Paul, designers and manufacturers of sophisticated electronic hardware and software for the printing and publishing industries.

We're looking for men and women, aged 25+, qualified to HNC/ONC or equivalent, who are seeking first class job opportunities. We're offering a salary negotiable around £5500 and excellent benefits, plus ample overtime, a subsidised canteen, and up to 26 days holiday a year.

For full details, ring or write to The Personnel Department, Linotype-Paul Ltd., Kingsbury Road, London NW9 8UT.

Tel: 01-205 0123.

(9785)

## Linotype-Paul

**THE UNIVERSITY OF LEEDS.** Department of Anaesthesia, Technician Grade 5 (Electronics). The Department of Anaesthesia has a vacancy for a Grade 5 Technician (Electronics). The work involves the design, modification and servicing of biomedical electronic equipment used for patient care, research teaching by the Department within the University and at the two Teaching Hospitals. The post is a senior one and the appointee will work directly with senior academic staff. Previous training and experience in electronics essential. Salary on the scale £3,700-£4,320. Applications in writing (giving full details of age, qualifications and experience, and the names of two referees) to Professor D. G. McDowall, University of Leeds, Department of Anaesthesia, 24 Hyde Terrace, Leeds LS2 9LN. (9744)

**THE UNIVERSITY OF LEEDS.** Department of Anaesthesia, Technician Grade 5. (Electronics). The Department of Anaesthesia has a vacancy for a Grade 5 Technician (Electronics). The work involves the design, modification and servicing of biomedical electronic equipment used for patient care, research teaching by the Department within the University and at the two Teaching Hospitals. The post is a senior one and the appointee will work directly with senior academic staff. Previous training and experience in electronics essential. Salary on the scale £3700-£4320. Applications, in writing (giving full details of age, qualifications and experience, and the names of two referees) to Professor D. G. McDowall, University of Leeds, Department of Anaesthesia, 24 Hyde Terrace, Leeds LS2 9LN. (9783)

**UNIVERSITY OF LEEDS.** Electronics Technician (Grade 3). The person appointed would be required, under the supervision of the Electronics Engineer, to assist in the construction and maintenance of electronic equipment associated with the research and teaching of biological studies. Must be capable of working from circuit diagrams and sketches. Applicants should hold ONC or equivalent qualifications and relevant experience. Salary on the scale £3,122-£3,553 (under review) according to age and qualifications. Applications stating age, qualifications and full experience, together with the names and addresses of two referees, should be addressed to: Mr E. French, Departmental Superintendent, Department of Physiology, The Worsley Medical and Dental Building, University of Leeds, Leeds LS2 9NQ. (9792)

## TOP SALARIES FOR RADIO TELEPHONE ENGINEERS

Field and Bench positions  
VHF and UHF equipment  
Salary £5000 p.a.  
(inclusive of bonus)

Plus — Company cars are supplied for Field Service Engineers. We are London's largest independent radio-telephone company and expanding fast! If you have the necessary knowledge and aptitude we need you now. Call Mike Rawlings or Bill Clarke on 01-328 5344.

London  
Communications

(Equipment) Ltd

30 Boundary Road, London, NW8  
Telephone 01-328 5344

(9797)

## possum

Possum Controls Limited

## Electronic Engineers and Electronic Hobbyists

Possum Controls have vacancies for the electronic engineers and the electronic hobbyists in the research and development departments.

Interesting posts using the latest technology in aids for the disabled.

The company future expansions offer excellent career prospects to the engineer and the chance for a good amateur to join the electronics industry.

Contact Mr. A. Longley — Technical Manager. Telephone Aylesbury 81591. Or write to Possum Controls Ltd., 63 Mandeville Road, Aylesbury, Bucks. (9782)

## TOP JOBS IN ELECTRONICS

Posts in Computers, Medical, Comms, etc. ONC to Ph.D. Free service.

Phone or write: **BUREAUTECH  
AGY, 46 SELVAGE LANE,  
LONDON, NW7. 01-959  
3517.**

(8994)



# Space Technology

## South Coast Engineering Opportunities

Among the international leaders in space technology, we offer a wide range of career prospects for experienced engineers and enthusiastic graduates alike.

The spectrum of design and development provides immediate and rewarding opportunities for men or women in the following disciplines:

Satellite Systems  
Communication Systems  
Microwave Systems  
Control and Propulsion Systems  
Mechanical Design  
Satellite Assembly Integration and Test  
Thermal Design  
EMC

### Quality Assurance Digital Analogue and Circuit Systems

If you wish to know more of the openings, facilities and training we can offer and would be interested in working in this favoured location, please telephone Jack Burnie for an application form, quoting ref. P116, on Portsmouth 699414.

Marconi Space & Defence Systems Limited, Browns Lane, The Airport, Portsmouth.

**Marconi  
Space & Defence  
Systems (Portsmouth)**

A GEC-Marconi Electronics Company

(9770)

## Dixons Technical Ltd

### VIDEO AND CCTV ENGINEERS

Dixons Technical are importers and distributors of a wide range of broadcast, video and CCTV equipment. Due to expansion they are seeking:

#### ASSISTANT SERVICE MANAGER

with general video experience

#### VIDEO ENGINEER

with experience of VCR and basic colour TV equipment based at Croydon or Soho Square.

Attractive salary and the usual large company benefits.

Apply to John Street, General Manager,  
DIXONS TECHNICAL LTD.

68-70 Windmill Road, Croydon, Surrey.

Tel: 01-689 6021

(9753)



## VISION ENGINEER

CTVC require a vision engineer for their broadcast standard TV studios in Bushey. Applicants should have operational and maintenance experience preferably with a broadcast or facilities company. Please phone or write for an application form to **Carol Moxon, CTVC, Hillside, Merry Hill Road, Watford WD2 1DR.** Tel: 01-950 4426.

(9730)

## WE NEED EVEN MORE ELECTRONICS ENGINEERS AND TECHNICIANS CIRCA £7500

Our continued expansion as Britain's largest component supplier means we require engineers in the areas of design, evaluation, test, applications and quality approval.

An unparalleled opportunity to gain experience in these fields and develop your potential with a company committed to exciting new developments.

Interested?

Telephone to write to our **Chief Engineer, Bob Rambridge,**



**R. Rambridge  
Chief Engineer  
RS Components Limited  
Maple House  
PO Box 52  
37/45 City Road  
London EC1P 1HX  
Tel. 01-253 1222**

An Electrocomponents Group Company

(9756)

## OVERSEAS ELECTRONICS TECHNICIANS

We operate and maintain Decca Navigator Low Frequency transmitting stations in S. Africa, Abu Dhabi, Qatar, Iran and Nigeria. The work is varied and encompasses a broad sphere of Engineering and AC power generation, standby power systems, LF transmitters and antenna systems.

Whilst applicants should preferably possess a HNC/ONC/Service Training in Electronics they should also have a good understanding of general engineering principles and be able to work with minimal supervision.

Staff engaged will undergo a period of equipment training on one of our U.K. Stations and at the Decca College in Devon prior to going overseas.

These appointments are superannuated and there are good prospects for promotion. Commencing salaries are competitive and are commensurate with age and experience. Whilst overseas we supply food, accommodation and medical attention free of charge, together with regular paid trips to the U.K. for leave.

Providing you are unmarried, medically fit, in the age group 25-35 and hold a valid U.K. driving licence please send a resumé of your career to the Overseas Operations Department at:

**The Decca Navigator Company Limited  
Wymondley House  
Little Wymondley  
HITCHIN  
Herts  
SG4 7JB.**

(9767)

Kiribati (formerly Gilbert Islands)

## Technical Officer- Telecommunications (Radio)

**Up to £7,816 a year plus allowances**

If you hold a City and Guilds Telecommunications Technician's Certificate or equivalent with radio specialisation, and have experience in the installation and maintenance of MF, HF and VHF equipment, you are invited to apply for this post.

You would be responsible for the installation, maintenance and repair of telecommunications equipment throughout the islands and for the supervision and practical training of local staff.

Salary includes a substantial tax-free allowance paid under Britain's overseas aid programme. Basic salary attracts 25% gratuity.

Benefits include free passages, generous paid leave, children's holiday visit passages and education allowances, outfit allowance, subsidised housing, appointment grant and interest-free car loan.

For full details and application form write quoting MX/320/WD.

**Crown Agents**

The Crown Agents for Oversea Governments and Administrations, Recruitment Division,  
4 Millbank, London SW1P 3JD

(9761)

## EXPERIENCED TEST ENGINEER WISHING TO PROGRESS

Opportunity to join a London based company producing high quality sound mixing consoles for live media, professional recording and broadcast applications.

The individual most suitable for this responsible and interesting situation would be aged 25-35, with an H.N.C. (or similar) qualification and several years post-qualification experience in fault diagnosis with products designed to a high-reliability specification.

Ability to formulate test procedures, to appraise quality standards and to act on own initiative within an informal and enthusiastic team is essential.

In return we offer excellent remuneration, good conditions, and opportunity to gain basic design experience in this field.

Please phone Chas Brooke on 388 7060 or 387 7679 for an application form and company information, or write to him giving resumé of career to date.

**MIDAS**

Audio Systems Ltd.  
54-56 Stanhope St., London NW1 3EX.

(9770)



## Norwich Airport

# Technical Officers

### —RADIO/RADAR

Due to continued Airport expansion there are 2 vacancies for experienced persons as Technical Officers (Electronic Technician - Engineers) at Norwich Airport to assist the Senior Technical Officer in the maintenance and installation of a wide range of navigational, communications and airfield lighting equipment, including ACR 430, PLAN 17-18 ILS, ECKO, VDF, VHF/UHF AM/FM transmitters and receivers. Experience of Plessey ILS maintenance would be a distinct advantage.

National Joint Council Conditions of Employment apply, subject to the Norwich City Council's local variations and agreements. Grade T.5 £5,220 to £5,547 per annum. It is planned to introduce shift working shortly which will attract a shift allowance of 14% of basic salary, plus payments for working at weekends and on Public Holidays. Relocation expenses of up to £650 and temporary housing accommodation available in approved cases.

Norwich, situated amidst the Broads of Norfolk, surrounded by areas of outstanding natural beauty, offers a stimulating mixture of the old and new with a thriving shopping/commercial centre and lively theatre and arts.

For further details and an application form write to the Deputy Airport Manager, Norwich Airport, Fifers Lane, Norwich NR6 6JA. The Senior Technical Officer can be contacted on Norwich 411923 for informal discussion about the nature of the work involved.

(9787)

## HE SMELLS GOOD!!

How often we have repeated these words to a technical director or a chief engineer for a position when it is only our instinct that tells us this is the person for a key job. After nearly twenty years in the business human instinct reaches its peak but human memory begins to fail — so we have employed Einstein — a CompuColor II small business computer — for information retrieval and an ex-lecturer to interpret the information we feed to him.

**Exceptional opportunity:—High flier** for high technology company engaged in designing a new generation of word processing systems which involve the very latest multiprocessor and communication techniques. To £10,000 + car — Surrey/Sussex border.

**Microprocessor hardware software development engineers** for a wide range of communication systems. Good microprocessor experience. Knowledge of Z80 or RCA 1802 an advantage. To £8,500 — Wilts.

**Young design engineer** to work on phase-lock-loop techniques associated with RF oscillators, frequency counters and frequency synthesisers. Good theoretical background related to communications essential. Berks — to £7,500.

**Sales liaison engineers** for communication systems: voice and data scramblers. Background in radio communications and ability to negotiate with UK and foreign Government officials. Opportunity for overseas travel. West country — to £6,500.

**Sales engineers** for progressive young company marketing microprocessors, custom built LSI and development aids. Home Counties, Scotland and Midlands. Basic salary £6,500.


**Young engineers** with experience or wishing to gain experience in microprocessor hardware/software — join a new team engineering — the ultimate? — in test equipment. High level and low level languages employed. London — to £7,000.

## Charles Airey Associates

"PROBABLY THE BEST KNOWN SUPPLIER OF ELECTRONICS ENGINEERS IN THE COUNTRY"  
FINANCIAL TIMES

155 KNIGHTSBRIDGE, LONDON, SW1. TEL: 01-581 0286 (9784)

# Professional Careers in Electronics



### All the others are measured by us...

At Marconi Instruments we ensure that the very best of innovative design is used on our range of communications test instruments and A.T.E. We have a number of interesting opportunities in our Design, Production and Service Departments and we can offer attractive salaries, productivity bonus, pension and sick pay schemes together with help over relocation. If you are interested to hear more, please fill in the following details:-

Name \_\_\_\_\_ Age \_\_\_\_\_

Address \_\_\_\_\_

Telephone Work/Home (if convenient) \_\_\_\_\_

Years of experience    0-1    1-3    3-6    Over 6

Present salary    £2,500-    £3,500-    £4,500-    over

3,500    4,500    5,500    £5,500

Qualifications    None    C & G    HNC    Degree

Present job \_\_\_\_\_

Return this coupon to John Prodger, Marconi Instruments Limited, FREEPOST, St. Albans, Herts, AL4 0BR. Tel: St Albans 59292

**Marconi Instruments**

A GEC MARCONI ELECTRONICS COMPANY

(9200)

## SITUATIONS VACANT

# LABORATORY TECHNICIANS

BBC Engineering Designs Department requires technicians in Central London laboratories to assist engineers with the development, construction and testing of sound and television broadcasting equipment.

Vacancies exist both for people with experience of this type of work and for trainees. Excellent opportunities for promotion.

### LABORATORY TECHNICIANS

Successful candidates will probably be in their 20's and have a keen interest in, and a minimum of two years' practical experience of electronics. They will have at least ONC or City & Guilds Part 2 or equivalent. Salary according to qualifications and experience in the range £4185-£5170 rising to £6295.

### JUNIOR LABORATORY TECHNICIANS

Successful candidates will probably be aged 18-20 and have a keen interest in electronics. They will either be recently qualified to ONC or City & Guilds Part 2 (T4) standard or have started the final year of such a course. Salary according to qualifications in the range £3800-£4100. On the job training given. Flexible hours working. Re-location expenses considered.

Requests for application form to **The Engineering Recruitment Officer, BBC, Broadcasting House, London W1A 1AA.** Quoting Reference Number 79.E.2415/WW and enclosing a self addressed envelope at least 9" x 4", or telephone 01-580 4468 Ext. 2675. Closing date for completed application forms is 14 days after publication.

(9775)

# COMPUTER MAINTENANCE ENGINEERS

### THE COMPANY:

Burroughs is an international computer company with world-wide activities. The high technology of its products designed and manufactured at Cumbernauld demands the extensive use of computers as shown below.

### THE JOB:

Installation and maintenance of a wide range of computer equipment which covers:

- 3 large scale (B 6800) computer systems and peripherals
- 4 medium scale (B 1800) computer systems and peripherals
- 24 small scale (B80) computer systems and peripherals
- over 100 terminals linked to the above.

### QUALIFICATIONS:

Ideally, a degree but emphasis will be on ability.

### SALARY:


Salary will not be a limiting factor in the selection of suitable candidates.

### PERSONAL DEVELOPMENT:

All necessary training on mainframes and peripherals will be part of the successful candidate's personal development.

### FOR FURTHER INFORMATION:

Write or phone: **The Recruitment Manager**  
Burroughs, Cumbernauld G68 0BN  
Telephone: 023-67 35457



The Burroughs B80 Computer System designed and developed at Cumbernauld.

# Burroughs

(9803)

### BRUNEL UNIVERSITY

Department of Computer Science

## ELECTRONICS TECHNICIAN

required; main duties are construction, wiring and assembly of digital electronic equipment in the mini computer and micro processor field. Other duties will include maintenance of several small analogue computers. Experience in printed circuit techniques and an interest in photography would be advantageous.

Applicants should normally be educated to ONC or C & G standards. Salary Scale: Grade 5 £3700-£4320 under review, plus £275 London Weighting (also under review).

21 days' annual leave plus Christmas and Easter weeks. Good luncheon, sports and social facilities.

Write for application form to the Establishment Secretary, Brunel University, Uxbridge, Middlesex, UB8 3PH, or telephone Uxbridge 37188, extension 49.

(9740)

## FIELD SERVICE ENGINEER Birmingham BASE WORKSHOP ENGINEER London

For micro-processor based Access Control Equipment.

Contact: **E. E. Shribbs**  
on 01-953 2021 (9798)

**TECHNICIAN GRADE 6** required for the maintenance and development of a 3 MV Van de Graaf accelerator, all its associated equipment and electronic equipment for research. The duties involved require a good knowledge of electronics, and some familiarity with vacuum techniques and general instrumentation would be advantageous. Ability to liaise with research staff and mechanical technical staff is important. Applicants should hold an HNC or equivalent qualification, in suitable subjects. Salary on the scale £4,243-£5,068 a year (under review). Applications to Dr G. A. Salmon, Cookridge Radiation Research Centre, Cookridge Hospital, Leeds LS16 6QB. (9793)

### THE THOMSON FOUNDATION TELEVISION COLLEGE

VACANCIES AVAILABLE:

- A) **SENIOR ENGINEERING LECTURER**
- B) **ENGINEERING LECTURER**

Applicants must have had professional broadcast television experience of not less than three years for Lecturer, and seven years for Senior Lecturer. Duties include theoretical and practical training of broadcast engineers and technicians from overseas professional television stations.

These posts are based in a Student Residential College which houses a fully operational television station, and is situated in the rural suburb of Newton Mearns, near Glasgow.

Desirable qualifications: Degree, HND or equivalent. Recent practical broadcast experience essential.

Starting salary negotiable — Engineering Lecturer £8,000+, Senior Engineering Lecturer £9,000+.

Applications in writing to The Principal, Thomson Foundation Television College, Kirkhill House, Broom Road East, Newton Mearns, Glasgow, G77 5RH. (9671)

### ARTICLES WANTED

#### WANTED

All your gold washed scrap. Plugs, sockets, edge connectors, P.C. boards, pins, etc.

We collect and pay cash for any amount from 1cwt.

Minimum price £100-£200 per cwt.

**P. Skellern Metals, The Iron Yard (Est. 1935), Cutlers Green, Thaxted, Essex CM19 2PL.** Telephone: Thaxted 830 862.

**TURN YOUR SURPLUS** Capacitors, transistors, etc. into cash. Contact **COLES-HARDING & Co., 103 South Brink, Wisbech, Cambs. 0945-4188.** Immediate settlement. We also welcome the opportunity to quote for complete factory clearance. (9509)

**PRIVATE COMPANY.** Buyer — NOT dealer — urgently requires portable bench top oscilloscope, dual beam DC to 50 MHz. Tektronix 453 or equivalent. Cash paid. Tel. (Oxford) 0865-721938. (9192)

**WANTED, COSSOR GANGING OSCILLATOR** model 343. State condition of instrument and price required. 77 Andover Road, Winchester, Hants. (9732)

**HU-GO** offer prompt settlement for surplus electronics components, TV/ audio spares are of particular interest. Contact Miss Hughes, 9 Westhawe, Bretton, Peterborough. Tel. 265219. (9731)

**SITUATIONS VACANT**

**GREATER GLASGOW  
PASSENGER  
TRANSPORT  
EXECUTIVE**



**BUS AND UNDERGROUND DIVISION**

**Engineering  
Technician**

**(ELECTRICAL)  
GRADE TECHNICAL C/D**

**(Salary Scale £4,080 - £5,220)**

A vacancy has arisen for an Engineering Technician to work in routine maintenance and fault finding on radio telephone mobile and base station equipment, cash safes, burglar alarm installations and supervisory control equipment in electrical distribution sub stations.

The post is within the Technical Group of the Engineering Department and, with advent of new equipment for signals, automatic train control, station surveillance and ticketing equipment under the Underground Railway Modernisation Project, the scope of operations should increase considerably.

Applicants must be able and willing to undergo training and develop expertise in all stated fields, as well as exercise immediate capability in radio fault-finding and repair.

Experience of at least five years in electronic troubleshooting is required. Minimum qualification is City and Guilds Full Technological Certificate in Telecommunications, but equivalent qualifications in another relevant field would be acceptable.

Salary will be according to experience and qualifications.

**Applications stating age, qualifications, etc., should be forwarded to the Personnel Manager, Greater Glasgow Passenger Transport Executive, 46 Bath Street, Glasgow, G2 1HN, within ten days of this advertisement.**

J. COYLE  
Director of Industrial Relations  
(9773)

**RADIO  
OFFICERS**

If your trade or training involves radio operating, you qualify to be considered for a Radio Officer post with the Composite Signals Organisation.

A number of vacancies will be available in 1980/81 for suitably qualified candidates to be appointed as Trainee Radio Officers. Candidates must have had at least 2 years' radio operating experience or hold a PMG, MPT or MRGC certificate, or expect to obtain this shortly.

On successful completion of 40 weeks' specialist training, appointees move to the Radio Office Grade.

Salary Scales:

Trainee Radio Officer	Radio Officer
Age 19 <b>£3271</b>	Age 19 <b>£3961</b>
Age 20 <b>£3382</b>	Age 20 <b>£4107</b>
Age 21 <b>£3485</b>	Age 21 <b>£4243</b>
Age 22 <b>£3611</b>	Age 22 <b>£4359</b>
Age 23 <b>£3685</b>	Age 23 <b>£4571</b>
Age 24 <b>£3767</b>	Age 24 <b>£4854</b>
Age 25+ <b>£3856</b>	Age 25+ <b>£5166</b>

then by 5 annual increments to £6981 inclusive of shift working and Saturday, Sunday elements.

For further details telephone **Cheltenham 21491 Ext. 2269**, or write to the address below.



Recruitment Office

Government Communications Headquarters

Oakley, Priors Road, Cheltenham GL52 5AJ (9493)

**UNIVERSITY OF SURREY  
DEPARTMENT OF LINGUISTIC AND  
INTERNATIONAL STUDIES**

**TECHNICIAN GRADE 5  
£3,474-£4,056**

A vacancy exists in this rapidly expanding department. The successful candidate would take a prominent part in the day-to-day running of the Departments' Language Laboratories.

Technical experience with Audio and Video tape recording apparatus and associated equipment, experience of film, slide or film strip overhead projection, and reprographic equipment are essential skills.

Educational requirements, City and Guilds Radio and TV Technicians certificate.

Application form may be obtained from the Staff Officer, University of Surrey, Guildford, Surrey GU2 5XH, or telephone Guildford 71281 ext 452.

(9758)

**UNIVERSITY OF LIVERPOOL  
DEPARTMENT OF PSYCHOLOGY**

**ELECTRONICS TECHNICIAN  
(GRADE 3)**

The workshop program includes designing and maintaining digital and analogue equipment. Some mechanical workshop experience or an interest in computing an advantage. Applicants should possess C. & G.

Salary within range £3,122-£3,553 p.a. (under review).

Application Forms may be obtained from The Registrar, The University, P.O. Box 147, Liverpool, L69 3BX. Quote ref. RV/793/WW.

(9763)

**ELECTRICAL/ELECTRONIC DESIGN DRAUGHTSPERSONS** required for SW London contract. Applicants should have served a formal apprenticeship in electrical or electronic engineering, possess an ONC and have no less than 3 years' experience working as an electrical or electronic design draughtsperson. — For further details of this and other contracts ring Sharon Taylor, 01-854 2842/3. (9801)

**ARTICLES FOR SALE**

**SPEAKER  
KITS**

Two great new kits from KEF — the Speaker Engineers respected by HiFi enthusiasts all over the world.

One is based on the Model 104aB and the other on the larger, free standing Cantata. We'll give you helpful advice and full instructions.

And you can hear how good the speakers are before you build.

**A. T.  
LABORATORIES**

191 Chase Side  
Enfield, Middx EN2 0QZ  
Tel: 01-363 7981

(9736)

**ARTICLES WANTED**

**SPOT CASH**

paid for all forms of electronics equipment and components.

**F.R.G. General Supplies**  
550 Kingston Road  
London SW20 8DR

Tel: 01-404 5011  
Telex: 24224. Quote Ref. 3165 (8742)

**STORAGE SPACE** is expensive, why store redundant and obsolete equipment? For fast and efficient clearance of all test gear, power supplies, PC boards, components, etc., regardless of condition or quantities. Call 01-771 9413. (8209)

**SPOT CASH** for all types test equipment, receivers, transmitters, valves, components, cable and surplus electronic scrap. M. & B. Radio, 86 Bishopgate Street, Leeds LS1 4BB. 0532 35649. (8789)

## SITUATIONS VACANT

### SULTANATE OF OMAN

## ARMY APPOINTMENTS

Applications are invited from suitably qualified personnel who have recently served in the Royal Signals or in similar Branches in the R.N. or R.A.F. (including those who are due to complete full-time service shortly) to fill the following contract appointments in the Signals Regiment of the Oman Army:

### YEOMAN OF SIGNALS

**(WO1)** Ref. No. 51  
Applicants must have served as such in the British Forces and qualified by a formal course of training.

### TERMINAL EQUIPMENT TECHNICIANS

**(Sgts.)** Ref. No. 51  
Applicants must be qualified and experienced in the maintenance of telephone exchanges, crypto equipment and teleprinters. A knowledge of cross-bar exchange techniques would be an advantage.

### RADIO TECHNICIANS

**(Sgts.)** Ref. No. 51/P  
Applicants must have attended and passed a recognised Radio Technician's course to at least Class II standard and be fully qualified to undertake the installation and repair of vehicle and manpack HF and VHF radio equipment.

### TELECOMMUNICATIONS MECHANICS

**(Sgts.)** Ref. No. 51/0  
Applicants must be experienced and qualified in the installation and maintenance of multicore cables and local line networks associated with exchange and airfield communications, and be prepared to supervise and train local tradesmen.

These are uniformed contract appointments of three years' duration, unaccompanied (although short family visits to Oman are possible). Age limits — 45. Annual emoluments commence at the equivalent of £7250 (WO1) and £6000 (Sgt.) at current exchange rates, plus a terminal gratuity of 20% of total emoluments received, all tax free. Normal air-conditioned Mess accommodation and services are provided free, and 20 days' paid leave is granted three times annually with air passages paid.

For full details, write giving brief details of qualifications and experience and quoting the appropriate reference, to:

Personnel Officer (M.R.)  
**AIRWORK SERVICES LIMITED**  
Bournemouth (Hurn) Airport  
Christchurch, Dorset BH23 6EB

(9802)



**Airwork Services Ltd.**



## ARTICLES FOR SALE

### SPEAKER KITS

Two great new kits from KEF — the Speaker Engineers respected by HiFi enthusiasts all over the world.

One is based on the Model 104aB and the other on the larger, free standing Cantata. We'll give you helpful advice and full instructions.

And you can hear how good the speakers are before you build.

### WILMSLOW AUDIO LTD.

Swan Works, Bank Square  
Wilmslow, Cheshire  
Tel: 0625 529599

(9657)

**LAB CLEARANCE:** Signal Generators; Bridges; Waveform, transistor analysers; calibrators; standards; millivoltmeters; dynamometers; KW meters; oscilloscopes; recorders; Thermal, sweep low distortion true RMS, audio FR, deviation Tel. 040-376236. (8250)

**VALVES RADIO.** — T.V.-Industrial-Transmitting. We dispatch valves to all parts of the world by return of post, air or sea mail, 4,000 types in stock 1930 to 1976. Obsolete types a speciality. List 50p. Quotation S.A.E. Open to callers Monday to Saturday 9.30 to 5.00. Closed Wednesday 1.00. We wish to purchase all types of new and boxed valves. Cox Radio (Sussex) Ltd., Dept WW, The Parade, East Wittering, Sussex PO20 SBN, West Wittering 2023 (STD Code 024386). (9082)

**PODMORE** (Stoke-on-Trent) Bowl feeders as new, size 18inch dia £300. 24 inch dia £500. TEKTRONIX 453 oscilloscope V.G.C. £800. LTE laboratory oven, fan assisted, 0-400C size internal 24 by 18 by 18 inches, £150. Smaller oven same spec £100. Large oven internal size 30 by 30 by 24 inches double door £150. AVO Douglas coil winding machine No 3, £80. Ring Mr "Q", on Yateley 871048. 29 Lawford Crescent, Yately, Camberley, Surrey. VAT included in the above prizes. (9762)

**9 UNIT 7 SEGMENT CALCULATOR DISPLAYS** 45p. Teleprinter 54s £35, and 75s £30. Spares etc. MKS, 27 Upper Stone Street, Maidstone, Kent. (9442)

Gallenkamp, a leading company in the scientific equipment field, and a member of the Fisons Group, require an

## Electronics Development Engineer

Have you ever wished to follow through your design to actual production?

**Salary c. £4K.9 — EC2**

We are looking for a man/woman to work with a small group of Electronic and Design Engineers in our expanding Development Dept., designing new scientific equipment and improving existing products. Applicants should possess the qualifications or experience to design analogue and digital circuits for control and measurement in a wide and expanding range of scientific instruments. At least two years' circuit design experience and an interest in applied electronics is essential.

The job is located in a modern well-equipped laboratory in our head office building near to Moorgate and Liverpool Street stations. Four weeks' holiday, subsidised staff restaurant. Other benefits are as associated with a large Company.

Please phone 247 3211 extn. 285, or write to S. Bramble (Mrs.), Recruitment Officer, A. Gallenkamp and Co. Ltd., P.O. Box 290, Technico House, Christopher Street, London EC2P 2ER.

# Gallenkamp

## ARTICLES FOR SALE

### TO MANUFACTURERS, WHOLESALE & BULK BUYERS ONLY

Large quantities of Radio, T.V. and Electronic Components.  
**RESISTORS CARBON & C/F** 1/8, 1/4, 1/2, 1. 1 Watt from 1 ohm to 10 meg.  
**RESISTORS WIREWOUND.** 1 1/2, 2, 3, 5, 10, 14, 25 Watt.  
**CAPACITORS.** Silver mica, Polystyrene, Polyester, Disc Ceramics, Metalamite, C280, etc.  
Convergence Pots, Slider Pots, Electrolytic condensers, Can Types, Axial, Radial, etc.  
Transformers, chokes, hopts, tuners, speakers, cables, screened wires, connecting wires, screws, nuts, transistors, ICs, Diodes, etc., etc.  
All at Knockout prices. Come and pay us a visit. Telephone 445 2713, 445 0749.

### BROADFIELDS & MAYCO DISPOSALS

21 Lodge Lane, N. Finchley, London, N.12. 5 mins. from Tally Ho Corner (9461)

### TRANSFORMER PROBLEMS?

1VA-1KVA Prototypes in 7-10 days.  
Phone Vince Sellar on 06076-66716.

### TRENT TRANSFORMERS LTD.

26 Derby Road  
Long Eaton, Nottingham (8363)

**ENCAPSULATING,** coils, transformers, components, degassing, silicone rubber, resin, epoxy. Lost wax casting for brass, bronze, silver, etc. Impregnating coils, transformers, components. Vacuum equipment low cost, used and new. Also for CRT regunning met allising. Research & Development. Barratts, Mayo Road, Croydon, CRO 2QP. 01-684 9917. (9678)

**ARTICLES FOR SALE.** Solar cells: 4in diameter 2 amps, .4v, \$6.75 each, 10 for \$65.00 plus shipping. Kenneth Foster, 1742 Dowd, St. Louis, Missouri 63136, U.S.A. (9729)

**WIRELESS WORLDS,** 330 copies, 1950 to 1978. Phone offers to Bishops Waltham (04893) 2403. Buyer collect. (9750)

### ELECTRONIC COMPONENTS IN WEST GLAMORGAN

### BLUEBIRD ELECTRONICS

72 CRYMLYN ROAD  
SKEWEN, NEATH  
TELEPHONE SKEWEN 812103  
Electronic Components available mail order or in the evenings 5 pm to 7 pm and at weekends: Sat., 9 am to 5 pm and Sun., 10 am to 1 pm.  
Send S.a.e. for catalogue or call in and see us. (9618)

### TV TUBE REBUILDING

Top quality professional plant and equipment, and leading consultants. For complete plant or upgrading, and for training and all supplies.

**WESTERN WHYBROW ENGINEERING**  
TEL. (0736) 762265

**ARTICLES FOR SALE**

**SOWTER TRANSFORMERS**

WITH 37 YEARS' EXPERIENCE

we have the expertise to design and manufacture

**ANY TYPE OF AUDIO TRANSFORMER**

**AT THE RIGHT PRICE**

We supply all types of MICROPHONE TRANSFORMERS, BRIDGING TRANSFORMERS, INPUT TRANSFORMERS and LINE OUTPUT TRANSFORMERS for RECORDING, BROADCASTING and PUBLIC ADDRESS application.

We call your attention to our very successful

**MICROPHONE SPLITTER COMBINER TRANSFORMER type 4079**

with a high impedance 200 ohm primary and two 200 ohm secondaries. It will handle up to 2.3 volts rms at 30Hz and has a frequency response of plus/minus 1/2dB from 20Hz to 20kHz. It is contained in a Mumetal Can 33mm diam x 37mm high and WORKING DETAILS OF THE CONSTRUCTION OF A SPLITTER ARE AVAILABLE ON REQUEST.

We have available standard designs of OUTPUT TRANSFORMERS with exceptional performance for ALL TYPES OF VALVE AMPLIFIERS.

**E. A. SOWTER LTD., MANUFACTURERS AND DESIGNERS**  
P.O. BOX 36, IPSWICH (0473) 52794 and 21930

**COLOUR, UHF AND TV SPARES** (miniature size 4 1/2 x 3 1/2 x 2 1/2). New Saw Filter IF Amplifier plus tuner (complete and tested for sound and vision, £28.50, p/p £1.

**TELETEXT, Ceefax and Oracle in Colour, Manor Supplies** "easy to assemble". Teletext kit including Texas Tifax XM11 Decoder. External unit aerial input, no other connections to set. Wide range of facilities in colour include 7-channel selection, Mix, Newsflash and Update. (Price: Texas Tifax XM11 £130, Auxiliary Units £88, Case £14.80, p/p £2.50). Demonstration model at 172 West End Lane, NW6. Also latest Mullard Teletext 610LVM module available. Call, phone or write for further information.

**COMBINED COLOUR BAR AND CROSS HATCH GENERATOR KIT (MK 4)** UHF aerial input type. Eight pal vertical colour bars, R-Y, B-Y, Grey scale etc. Push-button controls £35 p/p £1; Battery Holders £1.50; Alternative Mains Supply Kit £4.80; De Luxe Case £4.80; Aluminium Case £2.60. Built and tested (battery) in De Luxe Case £58, p/p £1.20.

**CROSS HATCH KIT, UHF aerial input type**, also gives peak white and black levels, battery operated £11 p/p 45p. Add-on Grey scale kit £2.90 p/p 35p; De Luxe Case £4.80; Aluminium Case £2 p/p 85p. Built and tested in De Luxe Case £23.80 p/p £1.20.

**UHF SIGNAL STRENGTH METER KIT** £16.80, alum. Case £1.50, De Luxe Case £4.80 p/p £1.

**CRT TEST AND REACTIVATOR KIT** for Colour and Mono £20.80, p/p £1.30; TV 625 IF Unit for Hi-fi amps or tape rec. £6.80, p/p 75p. Surplus Bush IF panels. A816 £2.80, TV312 (single IC) £5. BC5600 (Exp) £5, A823 (Exp) £2.80 p/p 85p. Bush A823 (A807) Decoder panel £7.50 p/p £1. A823 Scan Control panel £3.50, blue lat, 75p. Philips G6 single standard convergence unit £3.75 p/p 90p. GEC 2040 ex rental panels, Decoder £5, Time Base £5 p/p 90p. Thorn 3000 ex rental panels, Video, Decoder, frame, IF £5 p/p 90p. Colour Scan coils, Plessey £6, Yoke £3.50, blue lat, 76p (Mullard also available). Mono Scan coils Philips/Pye £2.80. Thorn £2.80 p/p 85p. Philips G8 Decoder panels, salvaged for spares £3.80 p/p 90p. Varicap UHF tuners Gen Instruments £3.50, ELC 1043 £4.50, ELC1043/05 £5.50; Philips G8 £5.50 p/p 35p. Salvaged UHF Varicap tuners £1.50 p/p 35p.

**UHF/VHF ELC2000S Varicap tuner** £8.50 p/p 65p. Varicap control units, 3 pos. £1.20, 4 pos. £1.50, 5 pos. £1.80, 6 pos. (special offer) £1.80, 7 pos. £3.80 p/p 45p. Touch Tune control unit Bush 6 pos. £5 p/p 75p. UHF transtuners, rotary incl. slow motion drive £2.50, 4 pos. push button £2.50, 6 pos. push button £4.20 p/p £1. (Thorne, GEC, Bush, Decca, etc., special types available, details on request). Delay Lines DL20, DL5 £3.50, DL1 80p p/p 65p. Remote Control Thorn-type Transmitter, receiver £2 pair p/p 45p. Large selection of lopts, triplers, mains droppers, and other spares for popular makes of colour and mono receivers.

**MANOR SUPPLIES, 172 WEST END LANE, WEST HAMPSTEAD, LONDON NW6, SHOP PREMISES, EASILY ACCESSIBLE, WEST HAMPSTEAD-BAKERLOO, JUBILEE TUBE, and BRITISH RAIL N. LONDON (RICHMOND-BROAD ST.) and ST. PANCRAS-BEDFORD. BUSES 28, 159, 2, 13. Callers welcome.** Thousands of additional items available at shop premises not normally advertised. Open daily all week including Saturday (Thursday half-day). MAIL ORDER: 64 GOLDERS MANOR DRIVE, LONDON NW11 9HT. Tel. 01-794 8751. VAT. Please 9HT. Tel. 01-794 8751. All prices subject to 15% VAT.

**PRINTED CIRCUITS.** Make your own simply, cheaply and quickly! Golden Fotolok Light Sensitive Lacquer - now greatly improved and very much faster. Aerosol cans with full instructions. £2.25. Developer 35p. Ferric Chloride 55p. Clear Acetate sheet for master 14p. Copper-clad Fibre-glass Board approx. 1mm thick. £1.70 sq. ft. Post/packing 60p. White House Electronics, P.O. Box 19, Penzance, Cornwall. (9681)

**EXCLUSIVE OFFER**

**RACK MOUNTING CABINETS**

**HIGHEST QUALITY 19"**

Ref	Ht"	width"	Depth"	Price
PE	10	21	13	£10.00
LT10	54	21	18	£20.00
TT	54	21	26	£45.00
SL	71	25	26	£50.00
ST	85	22	24	£70.00
Racal cabinets for RA-17/117				£30.00
Uniframe, single				£30.00
Uniframe, double				£40.00
Uniframe, triple				£50.00

Over 60 types available from 12" to 90" high. Also twins, triples and consoles. Above are only a few types. Please send for full list.

**AUDIO AND INSTRUMENTATION TAPE RECORDER-REPRODUCERS**

- \* Ferrograph 12 track 1/4"
- \* Ampex FR1300 7 track 1/2" UHER 4000 1/4"
- \* Consolidated 2800 7 track 1/2"
- \* Plessey ID33 Digital Units. 7 track 1/2"
- \* Plessey M5500 Digital Unit. 7 tracks 1/2"
- \* Ampex FR-1100 6 speeds, stereo 1/4"
- \* Ampex FR600. 4 speeds, 7 track 1/2"
- \* D.R.I. RC-1. 4 speeds, 4 tracks 1/4"
- \* Minicom CMP-100. 6 speeds 7 tracks 1/4", 1/2", 1"
- \* Ampex 351 2 speed 2 tracks 1/4"
- \* 3M. H. 4 speeds 14 track 1"

Prices of above £70 to £500  
Also Transport Decks only available

We have a large quantity of "bits and pieces" we cannot list - please send us your requirements. We can probably help - all enquiries answered.

**All our aerial equipment is professional MOD quality**

- \* Marconi TF/868 Universal Bridges £110.00
- \* Hewlett Packard 400H VT Metres £95.00
- \* Hewlett Packard 211A Wave Gen. £80.00
- \* Astrodata & Ikor Meteorological Equipment
- \* Ion Pump E.H.T. Power Supplies £60.00
- \* Heynes D.W. 500W Cased Transformers 240/115V £180.00
- \* Racal RA66 Adaptors £130.00
- \* Racal MA 1350 Synthesizers £125.00
- \* D.B. Kalee Flutter Meters, Model 1740A £90.00
- \* Teleguipment C.I. Oscilloscope Calibrators £90.00
- \* Tektronix 551 Scopes £270.00
- \* Tektronix 555 Scopes £300.00
- \* Teleonic VR2M Sweeps £250.00
- \* Hill Schnebers RC-28 £95.00
- \* Lenkurt Data Sets £115.00
- \* Panoramic SB 15A Analysers £125.00
- \* Aerial Multicouplers from £25.00
- \* Flann Microwave Units from £30.00
- \* Marconi TF 1168 Disc Oscillators £120.00
- \* Hughes Memoscopes £170.00
- \* Norms Clarke 1301 VHF Receivers £280.00
- \* Telefunken Surveillance Receiver £175.00
- \* Helix Aerials 11" & 18" and Reflectors £26.00
- \* Tektronix 543A Oscilloscopes CA. Plug-ins £290.00
- \* Tektronix 545A Oscilloscopes D. Plug-ins £190.00
- \* Tektronix 561A Oscilloscopes 80. Plug-ins £285.00
- \* Marconi TF 2200A Oscilloscopes £260.00
- \* Solatron 1016 Oscilloscopes £90.00
- \* Simon Mobile 80 foot Tower Hydraulic 80ft extended, 12' 6" closed. Mounted on 4 wheel drive Bedford Truck, self levelling, raised and lowered in 10 minutes. Used for servicing dish aerials. £250.00
- \* Racal RA-17 P Receivers (new) £95.00
- \* R.C.A. AR-88 Receivers £80.00
- \* Edystone 7700 VHF Receivers £170.00
- \* Collins KWT 6 Transmitter Receivers SSB P.U.R.
- \* Roband RO 50A Oscilloscopes £190.00
- \* Tek K 2407 Electronic Voltmeters £180.00
- \* Winston "B" Band Spectrum Analysers P.U.R.
- \* Airmec 352 Sweep Generators 200 cyc/2000Kcs £130.00
- \* Advance Transistor Testers TT-18 £45.00
- \* Marconi TF 329 Magnification Meters £140.00
- \* Marconi TF 1066B FM Signal Generators £390.00
- \* Marconi TF 801/D.1 A Signal Generators £220.00
- \* Ferranti 7.5kVA Auto Voltage Regulators £150.00
- \* Manson TFM-101 Multipliers £240.00
- \* Servomex 2kw Auto regulators £130.00
- \* 125ft. Lattice Masts, 26" sides £18.00
- \* 30ft. Lattice Masts, 15" sides £15.00
- \* 10ft Light Lattice Sections, 6" sides £11.00
- \* EM1 1/2" Audio Tape 3600ft nab £4.50
- \* D.R.I. Model RC-1 Professional Tape Recorder-Reproducers. 4 tracks 1/4" 4 speeds. 1 1/2", 3 1/4", 7 1/2" & 15". 4 amplifiers Monitor Scope. All rack mounting & Transistorised £250.00
- \* SE4/28 C.R.T.s £18.00
- \* SE5/2A C.R.T.s £19.00
- \* 3AZP/Z (DMN-9) C.R.T.s £19.00
- \* Plessey 3 & 6 KCS S.S.B. filters £14.00
- \* EM CT47A Electronic Multimeters £75.00
- \* EM R301 Tape Recorder-Reproducers £250.00
- \* Stonorlette L Tape Recorders £29.00
- \* Uniselectors, 10 Bank 25-way £3.50
- \* 40ft. Sectional Aluminium Masts, complete £55.00
- \* Multi-purpose Trolleys with Jacks 19 x 17 £16.00
- \* Advance 3KVA CV Transformers £150.00
- \* Metal V.D.U. Tables 30" x 36" x 30" £24.00

**MANUALS**  
We have a quantity of Technical Manuals of Electronic Equipment, not photostats. 1940 to 1980. British and American. No lists. Enquiries invited.

- \* Data Efficiency Resposuers 240v £28.00
- \* Belling Lee 100 Amp Interference Filters £76.00
- \* Oscilloscope Trolleys from £18.00
- \* Racal MA 1978 pre-Selectors £65.00
- \* Rack Mounting Operator Tables £10.00
- \* 75ft. Aluminium Lattice Masts, 20" sides £45.00
- \* Racal MA-175 L.S.B. Modulators (new) £150.00
- \* Tally 1/2" Track Tape Readers Track Spooling £65.00
- \* Racal RA-63 SSB Adaptors, new £70.00
- \* Racal RA 2981 S.B. Transistorised Converters (new) £120.00

We have a varied assortment of industrial and professional Cathode Ray Tubes available. List on request.

**PLEASE ADD CARRIAGE AND V.A.T.**

**P. HARRIS**  
**ORGANFORD, DORSET**  
**BH16 6BR**

(0202) 76501 (8981)

**IC CONVERTER COOKBOOK**

by W. G. Jung Price **£8.90**

**A SIMPLE GUIDE TO HOME COMPUTERS**

by S. Ditlea Price: **£4.00**

**MICROCOMPUTER-BASED DESIGN**

by J. B. Peatman Price **£5.50**

**INTRODUCING MICROPROCESSORS**

by G. L. Simons Price **£7.00**

**OPERATIONAL AMPLIFIERS 2nd ed.**

by G. B. Clayton Price **£10.00**

**RADIO HANDBOOK 21st ed.**

by W. I. Orr Price **£13.50**

**MICROCOMPUTER DEVELOPMENT SYSTEMS & SUBSYSTEMS**

by Motorola Set price **£15.90**

**9900 FAMILY SYSTEMS DESIGN & DATA BOOK**

by Texas Instruments Price **£8.40**

**INTRODUCTION TO DIGITAL TECHNIQUES**

by D. I. Porat Price **£13.85**

**THE DESIGN & DRAFTING OF PRINTED CIRCUITS**

by D. Lindsey Price **£19.50**

★ ALL PRICES INCLUDE POSTAGE ★

**THE MODERN BOOK CO.**

Specialists in Scientific & Technical Books

**19-21 PRAED STREET LONDON W2 1NP**

Phone 723 4185

Closed Sat. 1 p.m. (8974)

**THE SCIENTIFIC WIRE COMPANY**

PO Box 30, London, E.4

**ENAMELLED COPPER WIRE**

SWG	1lb	8oz	4oz	2oz
10 to 19	2.65	1.45	.75	.60
20 to 29	2.85	1.65	.90	.70
30 to 34	3.05	1.75	1.00	.75
30 to 40	3.40	1.95	1.15	.84
41 to 43	4.55	2.55	1.95	1.30
44 to 46	5.05	3.05	2.15	1.70
47	8.00	5.00	3.00	1.80
48	15.00	9.00	6.00	3.30

**SILVER PLATED COPPER WIRE**

14 & 16	4.50	2.25	1.44	.90
20 & 22	5.00	2.85	1.74	1.06
24 & 26	5.70	3.31	2.14	1.22
28 & 30	6.67	3.86	2.45	1.44

Prices include P&P and VAT  
SAE brings list of copper & resistance Wires  
Dealer Enquiries Invited (9063)

**SECONDHAND PDP 11/05**

A number of these slimline OEM mini computers available with 8K 16 core store, serial I/O and integral timer, 110 volt operation. Diagnostic tapes and listings available.

Contact B. Clifton

Telephone:

061-428 3600, Ext. 3638 (9759)

**SPEAKER KITS**

Two great new kits from KEF - the Speaker Engineers respected by HiFi enthusiasts all over the world.

One is based on the Model 104aB and the other on the larger, free standing Cantata. We'll give you helpful advice and full instructions.

And you can hear how good the speakers are before you build.

**BADGER SOUND SERVICES**

46 Wood Street  
Lytham St. Annes  
Lancs FY8 1QG  
Tel: 0253 729147

(9658)

**LINSLEY-HOOD 75 Watt amplifiers** constructed and repaired. Power Amp Modules from £13.75. I. G. Bowman (Dept WW), 59 Fowey Avenue, Torquay, S. Devon. (9776)

**TELEPHONE ANSWERING** machine available for outright purchase. - Telephone Burton-on-Trent (0283) 47427.

**GWM RADIO LTD., 40/42 Portland Road, Worthing, Sussex.** Tel: 0903 34897 for surplus supplies. AVO 8 £43. Model 7 MK II with power, capacity and decibel ranges £32 inclusive p&p. Receivers, atalanta marine for AC, mains £115 plus carriage. B40 ex-Govt. communications receiver for AC, mains, £65 plus carriage. Sound powered telephones type 76 intrinsically safe, as new. 40ft pneumatic masts by Scam Clark £321, in original unopened makers box gross weight 4 cwt. Radio telephones bought & sold. Many one off items in stock. No lists, we are worth a visit. (9773)

**TELETYPE ASR 33 V24 interface** £250. - Paton Teleprinter Services, 79 Queensdown Avenue, Rainham, Kent. Phone Medway 363319. (9778)

**TELEQUIPMENT 061A** scope, c/w manual. £180 plus V.A.T. - Telephone Warrington 572509 (day), 63550 (evening). (9788)

**SCREEN PRINT SYSTEM,** prints labels, circuit boards, dials, front panels. New production at £200. Supplies and operator training available. - J. Waller, Coneg Graphic Systems, Dundstable Street, Amptill, Beds. 0525 402279. (9779)

**TORRIDAL TRANSFORMERS.** Primary 10/0/200/220/240V. Sec 16/0/16V. 2.5A, size 8x4 cms. Excellent regulation. Quantity at £4.45, sample £5.40 inc. p.b. - Kerr, 31 Lionel Ave, Wendover, Bucks HP22 6LL. Tel. (0296) 623506. (9791)

**MILITARY RADIO EQUIPMENT.** Large collection of military radio equipment for sale. Most major types represented. Ideal for museum. Will not separate. Morriss, Pippingford Park, Nutley, Sussex. Tel. 082 571 2205. (9764)

## ARTICLES FOR SALE

### ELECTRONIC TEST EQUIPMENT

SALES PURCHASES AND SERVICE

Tek. 526 Vectroscope	£395
Tek. 105 Generator	£100
Tek. 109 Generator	£100
Tek. 575 Curve Tracer	£100
Tek. 530 and 540 Mainframes from	£75
Feedback TWG 504 Function Gen.	£80
Marconi TF 801 D/1 Generator	£195
TF 2410.120 MHZ Counter	£120
Marconi TF 1020 A Powermeter	£55
Marconi TF 995 A/2 AM/FM Sig. Gen	£150
Marconi TF 1073 A Attenuator	£80
Marconi TF 2091/2902 Noise System	£300
HP 5102 IMHZ synthesizer	£250
HP 250B RX Meter	£200
R & S SLDR High Power Sig. Gen.	£1000
Compariscope	£495
B & K 2005 Hetero Dine Volt Meter	£125
Tequipment D52 10 MHZ Scope	£160
Cosser CDU 150 35 MHZ Scope	£350
Taylor 128 Meter	£20
Avometer Model 8 and 9	£50
Avometer Model 7 and 12. From	£30
Amplex VR 5003 Video-Tape Recorder	£225
Lab. Gear Colour Bar Gen.	£95
Korting Colour TV Servicing Gen.	£150
HP5263A Time Interval Unit	£45
Belix 5v/4A PSU Modules, new	£22.50
Magnetic AB S410A 2/4 GHz AM Sig. Gen.	£150
ASC11 Keyboards	£20
Bradley 126B DC Calibrator	£125
Airmec 858 30 MHZ Oscillator	£25

**DUTCHGATE LTD.**  
Pyle Hill, Winchester Rd.  
Fair Oak, Hampshire  
Fair Oak 5252  
(9486)

### SPEAKER KITS

Two great new kits from KEF — the Speaker Engineers respected by HiFi enthusiasts all over the world.  
One is based on the Model 104aB and the other on the larger, free standing Cantata. We'll give you helpful advice and full instructions.  
And you can hear how good the speakers are before you build.

### HARDMAN RADIO

12-14 St. Mary's Gate  
Market Street  
Manchester M1 1PX  
Tel: 061-832 6087  
(9735)

### INVERTERS

High quality DC-AC. Also "no break" (2ms) static switch, 19" rack. Auto Charger.



COMPUTER POWER SYSTEMS  
Interport Mains-Store Ltd.  
POB 51, London W11 3BZ  
Tel: 01-727 7042 or 0225 310916  
(9101)

### ANTIQUÉ MACHINES + CURIOSITIES

The world's first high quality glossy magazine devoted to mechanical and other collectables and curiosities of all types. Fifty-six page first issue out now price 95p including 16 pages in full colour and the unique collectors card index. Obtainable from your newsagent or direct from AM+C, 3 Heathcock Court, Strand WC2R OPA. Telephone: 01-379 6025.  
(9357)

**Crystal Units**  
ACCURATE RELIABLE

Private enquiries, send 13p in stamps for brochure

**THE QUARTZ CRYSTAL CO. LTD.**  
Q.C.C. WORKS, WELLINGTON CRESCENT  
NEW MALDEN, SURREY. 01-942 0334 & 2985  
8493

### UNRIVALLED LISTENING EXPERIENCE

KLH Model 9 Full range Electro Static speakers. State of the art + or - 3dB. 30 to 18,000 cycles, 6" x 2 1/2", absolutely unique quality and sound performance. Cost new approx. £2,000.  
Marantz Valve Amplifier Model 9 and Marantz Valve Pro-Amp Model 7C. Collector's items. Immaculate condition.  
Amplex AG440 studio reel-to-reel with Teac Dolby Model AN180. Immaculate condition. Returning to Canada, must sell, but serious offers only (will separate). Please ring 01-445 0241 after 6.30 p.m.  
(9795)

## SERVICES

### EURO CIRCUITS

Printed Circuit Boards — Master layouts — Photography — Legend printing — Roller tinning — Gold plating — Flexible films — Conventional fibre glass — No order too large or too small — Fast turnaround on prototypes. All or part service available NOW. (9630)

### EURO CIRCUITS TD.

Highfield House  
West Kingsdown  
Nr. Sevenoaks, Kent. WK2344

**ELECTRONIC DESIGN SERVICES.** Wide engineering experience available for the design of basic circuits to complete systems. Analogue DC to 1GHz and Digital. Write or phone Mr Anderson, Andertronics Ltd, Ridgeway, Hog's Back, Seale (Nr. Farnham), Surrey. Runfold 2639. (9140)

**PRECISION SHEET METAL work,** chassis, panels, etc., steel, stainless or aluminium, long/short runs, good deliveries. EES Ltd., Clifford Road, Monks Road, Exeter 36489. Telex 42401. (8060)

**DUST COVERS.** Specialists in one-offs and batch production of high quality P.V.C. covers for test equipment, scope and electronic devices. Send drawings for immediate quote. Design Covers, 7 Southcote Rise, Ruislip, Middlesex. Telephone Ruislip 30583. (9608)

### TEST EQUIPMENT CALIBRATION AND REPAIR

Quick turn round, attractive rates, ring for details on Fair Oak 5252.

### DUTCHGATE LTD.

Pyle Hill, Winchester Road  
Fair Oak, Hampshire (9485)

**DESIGN SERVICE.** Electronic Design Development and Production Service available in Digital and Analogue Instruments, RF Transmitters and Receivers for control of any function at any range. Telemetry, Video Transmitters and Monitors, Motorised Pan and Tilt Heads etc. Suppliers to the Industry for 16 years. Phone or write Mr. Falkner, R.C.S. Electronics, 6 Wolsey Road, Ashford, Middlesex. Phone Ashford 53861. (8341)

**CIRCUIT DESIGN** and prototype construction. Small batch runs. Andrew Dickinson, MA, Cantab, Pantymaen, Cellan, Lampeter, Dyfed. 0570-422065. (9771)

**SMALL BATCH PCB's** produced from your artwork. Also **DIALS, PANELS, LABELS.** Camera work undertaken. **FAST TURNAROUND.** Details: Winston Promotions, 9 Hatton Place, London EC1N 8RV. Tel. 01-405 4127/0960. (9794)

## CAPACITY AVAILABLE

### COIL WINDING

Large or small  
PRODUCTION RUNS

### AIRTRONICS LTD

GARDNER INDUSTRIAL ESTATE  
KENT HOUSE LANE  
BECKENHAM KENT BR3 1UG  
01-659 1147 8936

**SMALL BATCH** productions wiring assembly to sample or drawings. Specialist in printed circuits assembly. Rock Electronics, 42 Bishopsfield, Harlow, Essex 0279 33018. (9094)

**ELECTRONIC DESIGN SERVICE.** Immediate capacity available for circuit design and development work, PC artwork, etc. Small batch and prototype production welcome. — E.P.D.S. Ltd., 93b King Street, MAIDSTONE, Kent. 0622-677916. (9667)

### I.H.S. SYSTEMS

Due to expansion of our manufacturing facilities we are able to undertake assembly and testing of circuit boards or complete units in addition to contract development.

We can produce, test and calibrate to a high standard digital analogue and RF equipment in batches of tens to thousands.

Telephone to arrange for one of our engineers to call and discuss your requirements, or send full details for a prompt quotation.

**TEL. 01-253 4562**  
or reply to Box No. WW 8237  
(8237)

**PRINTED CIRCUITS BOARDS.** Quick deliveries, competitive prices. Quotations on request, roller thinning, drilling, etc. Speciality small batches. Larger quantities available. Jamieson Automatic Ltd., 1-5 Westgate, Bridlington, North Humberside. For the attention of J. Harrison (0262) 74738 or 77877. (9652)

### DO YOU USE P.O. OR PRIVATE WIRE CIRCUITS?

WE CAN HELP YOU from our large range of accepted narrow or wide band line drive and receive units — also protection barriers.  
**PHONE US NOW!** (STD 03745) 3256 when we shall be pleased to advise you without obligation.

### PARTRIDGE ELECTRONICS

The Mixer Manufacturers  
Dept. DWW, 56 Fleet Road  
Benfleet, Essex (9742)

### TO ALL MANUFACTURERS AND WHOLESALERS IN THE ELECTRONIC RADIO AND TV FIELD

### BROADFIELDS & MAYCO DISPOSALS

will pay you top prices for any large stocks of surplus or redundant components which you may wish to clear. We will call anywhere in the United Kingdom.

21 LODGE LANE  
NORTH FINCHLEY, LONDON N12 8JG  
Telephone Nos. 01-445 0749/445 2713  
After office hours 958 7624  
(9123)

### WIN ... WIN ... WIN

A professional 16/4 Mixer and 4-track Tape Recorder worth over £2,000

For competition entry form send an s.a.e. to Dept. WW10

**EUROPRIZE COMPETITIONS LTD.**

Home Farm, Northall, Dunstable, Beds. (9739)

# FOR CLASSIFIED ADVERTISING RING

# NEIL McDONNELL ON 01-261 8508



# YOU NEED NEVER BUY A COLOUR FILM AGAIN!

**WIRELESS WORLD COLOUR PHOTO SERVICE**



● **SUPER QUALITY HI-DEFINITION SHEEN COLOUR PRINTS**


● **FREE KODACOLOR FILM TO FIT YOUR CAMERA**

● **SEE YOUR PICTURES BEFORE YOU PAY!**



## ROLLEI POCKETLINE 200 COMPACT CAMERA AND ELECTRONIC FLASH-GUN

RSP £31.18 **Our Price £20.45**  
inc. VAT & P&P



From Rollei, one of the most respected names in photography. Precision made with a 3 element optical glass lens, colour corrected for quality colour photography. Supplied in gift box complete with wrist-strap. Fully guaranteed for 12 months. Finger-light push button shutter release • 2 brightness setting controls • Shutter speed 1/125 sec. reducing the possibility of camera shake • Clear view finder — easy to use even with spectacles • Drop-in 110 cartridge loading — simplicity itself • Detachable electronic flash — no complicated wires. 150 flashes from 2 pen-cell batteries (not supplied).

### CAMERA ORDER FORM

To: Camera Offer, Freepost, Teddington TW11 8BR.  
Please send me the Rollei Pocketline 200 Camera and Electronic Flash-gun.

I enclose cheque p.o. for £20.45  
(payable to Wireless World Camera offer)

Name (please print) .....

Address .....

Registered in England No. 495-406. Registered Office: 1 Throley Way, Sutton, Surrey.

You get a special deal when you use our Colour Photo Service. Thousands of magazine readers are delighted with it. Because you save money on Kodak recommended prices — and you only pay for the prints you actually receive! So why not give it a try? You'll be delighted with our luxury borderless colour prints. Without borders you get as large a picture as possible — and our pictures have a hi-definition sheen for greater clarity.

### HERE'S WHAT YOU DO

Send us any make of colour print film inside the envelope enclosed in this issue. Or fill in the coupon below and send it with the film in a strong envelope to: Wireless World Colour Photo Service, FREEPOST, Teddington TW11 8BR. No stamp is required. Send no money at this stage.

### FREE KODACOLOR FILM

We'll send you a Kodacolor film, absolutely free, with your prints, together with an invoice for only the successful shots, eliminating the need for credit notes.

### UNBEATABLE VALUE

You're probably paying around 18p a print plus £1.10 for developing. Well, our price is an amazing 16p per print plus only 90p to cover developing, administration, postage and packing! Our minimum charge is 90p (assuming no prints come out) inc. V.A.T. Offer limited to U.K. and Eire, C.I. and B.F.P.O.

Remember, you only pay for successful prints — no credit vouchers. And you only pay on invoice: a straight forward business transaction with the extra advantages of quality, reliability and convenience. Value for money — and a free Kodacolor film worth about £1.00.

Films accepted on Standard Terms of Business (available on request).


From Wireless World  
**COLOUR PHOTO SERVICE,**  
Freepost, Teddington, TW11 8BR

NAME (please print) .....

ADDRESS .....

Postcode .....

Here's why you should buy an I.C.E. instead of just any multimeter



**I.C.E.**

WW-108 FOR FURTHER DETAILS

- \* Best Value for money.
- \* Used by professional engineers, D.I.Y. enthusiasts, hobbyists, service engineers.
- \* World-wide proven reliability.
- \* Low servicing costs.
- \* 20K/volt sensitivity and high accuracy.
- \* Large mirror scale meter.
- \* Fully protected against overload.
- \* Large range of inexpensive accessories.
- \* 12 month warranty, backed by a full after sales service at E.B. Sole U.K. Distributors.

Prices from £16.60 — £32.00 + VAT  
Send for full colour leaflet and prices on whole range including accessories.

**ELECTRONIC BROKERS LIMITED**

49-53 Pancras Road, London NW1 2QB.  
Tel: 01-837 7781. Telex: 298694.

**INDEX TO ADVERTISERS**

Appointments Vacant Advertisements appear on pages 140-158

	PAGE		PAGE		PAGE
Acoustical Mfg. Co. Ltd.	2	GEC Semiconductors	68	Olson Electronics	24
AEL Crystals	38	G.P. Industrial Elec. Ltd	30	OMB Electronics	29
Airamco	34	Greenwood Electronics	21		
Amtron/Omenex	35	Harris Electronics (London) Ltd	26, 36	PBRA Ltd	108
Ambit International	8, 30	Hart Electronics	115	Petalect Electronic Servicing	97
Anders Electronics Ltd	16	Henry's Radio	136	Philips Audio Cassettes	87
Antex	67	Hi-Fi Y/Book	139	Powertran Electronics	116, 117, 123
Aspen Electronics Ltd	37	H.L. Audio	33	Pye Unicom	7
Aura Sounds	138			Proops Bros.	18
		I.L.P. Electronics Ltd.	110, 111	Quantum Electronics	38
Barkway Electronics Ltd	38	Impex Electrical	37		
Barrie Electronics Ltd	137	Industrial Tape Applications	107	Racal Recorders	23
Beyer Dynamics	42	Integrex Ltd.	124, 125	Radio Components Specialists	121
BIB Hi-Fi	Cover iv	Intel Electronic Comps. Ltd	97	Radio Shack	137
Bi-Pak Semiconductors Ltd	135	Interface Quartz Devices Ltd	22	Ralfe, P.	122
Bulgian Electronics Ltd	14	Interface Comps.	40, 41	R.C.S. Electronics	108
Bull, J.	133	Interport Mains Store		Research Communications	28
British Nat. Radio & Elec.	34	ITF Electronics '79	29	R.S.T. Valves	127
		JPS Associates	43		
Cambridge Learning	10, 11	K.A.C. Electronic Investment.	138	Samsons (Electronics) Ltd	120
Carston Electronics Ltd	12, 13	Keithley Insts.	57	Sabtronics International	6
Catronics	34	Kelsey Acoustics Ltd	136	Sandwell Plant Ltd	108
Chiltmead Ltd	134	K.G.M. Electronics Ltd.	32	Science of Cambridge	77
Circards No. 5	31	Kirkham Amplifier	19	Scopex Instruments Ltd	113
Codespeed Elec.	126	Kramer & Co.	118	Scott, J. (Elec. Eng.) Ltd	10
Colomor (Electronics) Ltd.	136	Langrex	127	Shure Electronics	44
Computer Weekly	119	Lascar Electronics	16	SME Ltd	15
Colutant Electronics Ltd	9	Leevers-Rich Equip. Ltd	16	Southern Electronics	29
Continental Specialities	17	Levell Electronics Ltd.	3	Special Products Ltd	30
Craft Tools & Co	138	Lowe Electronics Ltd	36	Strumech Eng Ltd	139
Crimson Elektrik	26			Strutt Elec. & Mech'l Engrs. Ltd	36
		Maclin-Zand Electronics Ltd.	109	Sugden, J. E. & Co. Ltd	43
Danavox (G.B.) Ltd	4	Maplin Electronic Supplies	Cover iii	Surrey Electronics Ltd	136
Datong	115	Marshall, A. & Sons (London) Ltd	118	Swanley Electronics Ltd	136
Display Electronics	114	Martin Associates	32		
Dominus	115	MCP Electronics Ltd	18	Tandy Corporation	20
Drake Transformers	112	Microcircuits Ltd	109	Technomatic Ltd	132
		Microdigital	37, 118	Tektronix (U.K.) Ltd	Cover ii, 78
Eddystone Radio Ltd	14	Milward, G. F.	138	Teleradio Electronics	137
Electronic Brokers Ltd	128, 129, 130, 131, 160	Millbank Electronics	25	TMEC	126
Electro-Tech Comps. Ltd	120	Minim Audio	43	Toolrange Ltd	22
Elvins/Dalston	138	Monolith Electronics Co.	43	Trident Exhibitions	134
		Multicore Solders Ltd.	Cover iv		
Faircrest Eng.	43	Nascom Microcomputers	27, 88	Valradio Ltd	22
Farnell Instruments Ltd	5	Newbear Comp. Store	28, 108	Vero Electronics Ltd	7
Field Tech	112	Newnes-Butterworth	138	Viewdata Exhn.	39
Fluke International	Bound-in insert	Newtronics	33		
Future Film Developments	21	NRDC Micropro	58	Walden Precision	9
Fylde Electronic Labs Ltd	26			West Hyde Developments Ltd	126
				Wilmslow Audio	98
				Wilmot Breeden	24
				Z. & I. Aero Services Ltd.	38, 122

**OVERSEAS ADVERTISEMENT AGENTS:**

**France & Belgium:** Norbert Hellin, 50 Rue de Chemin Veat, 92100, Boulogne, Paris.

**Hungary:** Mrs Edit Bajusz, Hungexpo Advertising Agency, Budapest XIV, Varosiget, Telephone: 225 008 — Telex: Budapest 22-4525 -INTFOIRE

**Italy:** Sig C. Epis, Etas-Kompass, S.p.a. — Servizio Estero, Via Mantegna 6, 20154 Milan, Telephone: 347051 — Telex: 37342 Kompass.

**Japan:** Mr. Inatsuki, Trade Media — IBPA (Japan), B.212, Azabu Heights, 1-5-10 Roppongi, Minato-ku, Tokyo 106 Telephone: (03) 585 0581.

**United States of America:** Ray Barnes, IPC Business Press, 205 East 42nd Street, New York, NY 10017 — Telephone: (212) 689 5961 — Telex: 421710.

Mr Jack Farley Jnr., The Farley Co., Suite 1584, 35 East Wacker Drive, Chicago, Illinois 60601 — Telephone: (312) 63074.

Mr Victor A. Jauch, Elmatex International, P.O. Box 34607, Los Angeles, Calif. 90034, USA — Telephone (213) 821-8581 — Telex 18-1059.

Mr Jack Mentel, The Farley Co., Suite 650, Ranna Building, Cleveland, Ohio 44115 — Telephone: (216) 621 1919.  
Mr Ray Rickles, Ray Rickles & Co., P.O. Box 2008, Miami Beach, Florida 33140 — Telephone: (305) 532 7301.  
Mr Tim Parks, Ray Rickles & Co., 3116 Maple Drive N.E. Atlanta, Georgia 30305. Telephone: (404) 237 7432.  
Mike Loughlin, IPC Business Press, 15055, Memorial Ste 119, Houston Texas 77079 — Telephone: (713) 783 8673.

**Canada:** Mr Colin H. MacCulloch, International Advertising Consultants Ltd., 915 Carlton Tower, 2 Carlton Street, Toronto 2 — Telephone: (416) 364 2269.  
\* Also subscription agents.

# MAPLIN




This superb organ – build the first working section for just over £100. Full specification in our catalogue.




Touch operated rhythm generator, the 'Drumsette'. Construction details 25p. (Leaflet MES49). Specification in our catalogue.



Multimeters, analogue and digital, frequency counter, oscilloscopes, and lots, lots more at excellent prices. See cat. pages 106 and 183 to 188 for details.



61-note touch-sensitive piano to build yourself. Full specification in our catalogue.



A range of highly attractive knobs is described in our catalogue. Our prices are very attractive too!



The 3800 synthesiser build it yourself at a fraction of the cost of one ready-made with this specification. Full details in our catalogue.



A pulse width train controller for smooth slow running plus inertia braking and acceleration. Full construction details in our catalogue.



Speakers from 1½ inch to 15 inch; megaphone. PA horns, crossovers etc. They're all in our catalogue. Send the coupon now!

Post this coupon now for your copy of our 1979-80 catalogue price 70p.

Please send me a copy of your 280 page catalogue. I enclose 70p (plus 37p p&p). If I am not completely satisfied I may return the catalogue to you and have my money refunded. If you live outside the U.K. send £1.35 or ten International Reply Coupons. I enclose £1.07.


NAME \_\_\_\_\_

ADDRESS \_\_\_\_\_

WW 1179



A wide range of disco accessories at marvellous prices. Our catalogue has all the details.



A very high quality 40W per channel stereo amplifier with a superb specification and lots of extras. Full construction details in our catalogue.



A genuine 150W per channel stereo disco to build yourself. Full specification in our catalogue.



A massive new catalogue from Maplin that's even bigger and better than before. If you ever buy electronic components, this is the one catalogue you must not be without. Over 280 pages – some in full colour – it's a comprehensive guide to electronic components with hundreds of photographs and illustrations and page after page of invaluable data.

Our bi-monthly newsletter contains guaranteed prices, special offers and all the latest news from Maplin.

## MAPLIN

ELECTRONIC SUPPLIES LTD

WW-002 FOR FURTHER DETAILS

All mail to:-  
P.O. Box 3, Rayleigh, Essex SS6 8LR.  
Telephone: Southend (0702) 554155.  
Shop: 284 London Road, Westcliff-on-Sea, Essex.  
(Closed on Monday).  
Telephone: Southend (0702) 554000.



# gets it together...

**Toolbox Reels**  
Three solders that cover all your electrical applications.  
40/60 Tin/Lead size 3  
60/40 Tin/Lead size 10  
Savbit Alloy size 12

**£3.22 each**

**Economy Pack**  
This convenient dispenser contains enough general purpose solder for about 200 average joints. Suitable for all electrical work.

**Size 6 46p**

**Handy Dispensers**

Size 19A All electrical work	83p
Size PC115 For small components	92p
Size SV130 Use with copper bits and wires	£1.27
Size AR140 Metal repairs	92p
Size AL150 Aluminium	92p
Size SS160 Stainless Steel	£1.38

**Savbit Dispenser**  
Contains Ersin Multicore Savbit solder which increases life of copper bits by 10 times.

**Size 5 78p**

**Solder Cream**  
For jointing most metals. Easy to use and ideal where solder wire cannot penetrate.

Electrical/Electronic ('Ersin' Flux) **Size BCR10 £1.38p**  
Metal joining ('Arax' flux) **Size BCA14 £1.38p**  
Stainless Steel & Jewellery ('Arax Flux) **Size BCA16 £2.04**  
(All prices inc. V.A.T.)

# ... Bib keeps it playing

**Cassette Editing Kit**  
Make editing simple with the Bib splicer, tape cutter and splicing tape, with 6.3mm adaptor.

**Ref 56 £2.65 inc. VAT**

USA Pat. No. 4067563 (splicer)  
Brit. Pat. No. 1507583  
Brit Pat. No. 1258280 (method of splicing)

**Groov-Kleen Automatic Record Cleaner**  
For single-play turntables. Removes harmful dust to protect records and styli. Finished in chrome, bright anodised aluminium and shiny black.

**Ref. 42. £2.99 inc. VAT**

**Cassette Fast Hand Tape Winder**

The Bib Cassette Fast Winder enables you to wind tape in one cassette whilst you are listening to another cassette. If you have a battery recorder, always use the Fast Winder to save the high battery consumption when fast winding. It winds a C.90 cassette in 60 seconds - faster than most recorders.

**Ref. 78 £1.59 inc. VAT**

**Groov-Guard XL-2**  
Anti-static liquid and record preservative. Following years of research, Bib laboratories have developed Groov-Guard XL-2, Anti-static Record Preservative. When applied to the record, eliminates static charge for the expected life of the record. Another advancement with Groov-Guard XL-2 is that it reduces the frictional wear of the record surface thus giving extended life. Safe pump action dispenser. Non-flammable Non-toxic.

**Ref. 27 £2.48 inc. VAT**

**Record Valet**  
Soft bristles on leading edge remove dust and humid velvet pad collects particles. This advanced cleaner is engineered in a fine shiny black finish and is supplied with dust cover and a 22ml. bottle of anti-static cleaner.

**Ref. 47 £3.29 inc. VAT**

**Tape Head Maintenance Kit**  
Everything necessary for cleaning heads, capstan and pinch wheel on all types of recorders. Cleaning and polishing pads, cleaning liquid and brush inspection mirror included.

**Ref 25 £2.35 inc. VAT**  
Brit. Pat. No. 1485069

All prices shown are recommended retail, inc. VAT.

In difficulty send direct, plus 20p P & P. **Send S.A.E. for free copy of colour catalogue detailing complete range.**  
**Bib Hi-Fi Accessories Limited,**  
**Kelsey House, Wood Lane End,**  
**Hemel Hempstead, Herts., HP2 4RQ.**