

wireless world

JULY 1979 40p

Loop aerials revived
Distortion meter

Australia SA1.25
Canada \$2.25
Denmark Kr. 11.00
Germany Dm. 4.00
Greece Dr. 47.00
Holland Dfl. 4.50
Italy L. 1100
New Zealand SNZ 1.50
Norway Kr. 11.00 incl. mon.
Singapore M \$3.25
Spain Ptas. 80.00
U.S.A. \$1.65

Telequipment gives you more'scope

From a simple single trace, battery/mains operated instrument small enough to be carried in a brief case to a sophisticated 50MHz dual trace dual sweep oscilloscope suitable for advanced computer applications Telequipment bring you oscilloscopes for a wide range of applications together with a selection of plug-in units, accessories and a semi-conductor curve tracer.

To find out more contact your Telequipment area sales engineer, phone or write, we'll be pleased to help.

TELEQUIPMENT

Tektronix UK Limited, P.O. Box 69, Coldharbour Lane,
Harpenden, Herts. Tel: 05827 63141 Telex: 25559





Front cover shows transformer windings used in displacement transducers made by Sangamo Transducers Ltd. Photographer: Paul Brierley

IN OUR NEXT ISSUE

From Russia — with no t.i.m. Simple pre-amplifier with passive RIAA equalization caters for moving-coil pickups.

Displacement current in radio waves. An aid to understanding Maxwell's equations as discussed in recent articles and correspondence.

Interference remover, an automatic device for removing interference spikes from f.m. recorded data over bandwidths needed for electromechanical transducers.

Current issue price 40p, back issue (if available) £1.00, at Retail and Trade Counter, Paris Garden, London SE1. Available on microfilm: please contact editor.

By post, current issue 55p, back issues (if available) £1.00, order and payments to Room CP34, Dorset House, London SE1 9LU.

Editorial & Advertising offices: Dorset House, Stamford Street, London SE1 9LU.

Telephones: Editorial 01-261 8620. Advertising 01-261 8339.

Telegrams/Telex: Wiworld Bispres 25137 BISPRS G. Cables Ethaworld, London SE1.

Subscription rates: 1 year £7.00 UK and \$23.40 overseas (\$24 USA and Canada).

Student rate: 1 year, £3.50 UK and £4.50 overseas (\$11.70 USA and Canada).

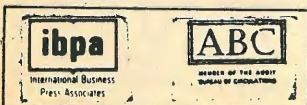
Distribution: 40 Bowling Green Lane, London EC1R 0NE. Telephone 01-837 3636.

Subscriptions: Oakfield House, Perrymount Road, Haywards Heath, Sussex RH16 3DH. Telephone 0444 59188. Please notify a change of address.

USA mailing agents: Expeditors of the Printed Word Ltd, 527 Madison Avenue, Suite 1217, New York, NY 10022. 2nd-class postage paid at New York.

© IPC Business Press Ltd, 1979

ISSN 0043 6062



wireless world

ELECTRONICS/TELEVISION/RADIO/AUDIO

JULY 1979 Vol 85 No 1523

47 Information gap

48 Loop aerials revived

by R. E. Schemel

53 Simple digital filters

by P. A. L. Ham

58 News of the month

System X posed Buying British components
IBA gets fourth tv network

62 Spot-frequency distortion meter

by J. L. Linsley Hood

67 Charge-coupled memories for high-resolution picture insets

by P. Bouvyn

71 World of amateur radio

72 The Heaviside signal

by I. Catt

75 Letters to the editor

Wavelength changes/Displacement current/Unions and electronics

81 A scientific computer — 4

by J. H. Adams

85 Converting between analogue and digital quantities — 3

by G. B. Clayton

91 Circuit ideas

Cascade microphone pre-amplifier/High voltage regulator

93 Meteosat earth station — 2

by M. L. Christieson

98 New products

100 Sidebands

by Mixer

PRIME TTL & CMOS AT LOWEST PRICES

ALL NEW

REAL-STATE OF-THE-ART

NEW LOW PRICES

Two new 10Hz to 600MHz frequency counters from Optoelectronics USA each c/w built-in Nicads + charging circuits.

5400 40p	74126 35p	74LS29 60p	74516 65p
5401 60p	74127 50p	74LS29 100p	74520 70p
5402 60p	74141 55p	74LS290 90p	74522 90p
5403 60p	74145 60p	74LS295 120p	74530 60p
5404 90p	74147 150p	74LS298 120p	74532 70p
5405 90p	74150 75p	74LS305 60p	74540 40p
5406 175p	74151 55p	74LS366 60p	74551 40p
5408 90p	74152 80p	74LS368 60p	74564 70p
5409 90p	74154 90p	74LS386 150p	74574 90p
5410 90p	74155 50p	74LS393 130p	745112 150p
5413 150p	74156 50p	74LS490 160p	745113 125p
5416 120p	74157 50p	74LS570 180p	745114 150p
5417 90p	74158 80p	74C00 24p	745132 150p
5420 90p	74159 80p	74C04 75p	745133 70p
5423 90p	74160 80p	74C10 25p	745135 105p
5425 90p	74161 80p	74C12 24p	745138 175p
5426 90p	74162 80p	74C14 75p	745139 150p
5427 90p	74163 80p	74C18 25p	745140 150p
5430 90p	74164 80p	74C20 25p	745151 195p
5432 90p	74165 75p	74C24 50p	745152 210p
5437 90p	74166 120p	74C20 25p	745157 275p
5440 90p	74167 175p	74C30 24p	745158 150p
5442 150p	74170 125p	74C32 25p	745174 280p
5445 150p	74173 150p	74C32 25p	745175 175p
5446 225p	74174 75p	74C38 95p	745181 175p
5447 400p	74175 75p	74C73 62p	745194 150p
5450 90p	74176 70p	74C74 48p	745200 325p
5451 90p	74177 70p	74C76 65p	745253 180p
5452 90p	74178 70p	74C83 120p	745257 120p
5454 90p	74179 150p	74C85 120p	745258 120p
5460 90p	74180 70p	74C86 40p	745280 225p
5470 120p	74181 140p	74C89 395p	745287 280p
5472 120p	74182 120p	74C90 97p	745300 97p
5473 150p	74184 125p	74C93 92p	745305 190p
5474 150p	74185 125p	74C95 104p	745310 285p
5475 150p	74188 200p	74C107 68p	745312 105p
5477 150p	74190 150p	74C151 178p	745313 150p
5480 150p	74191 85p	74C154 290p	745316 220p
5483 400p	74192 80p	74C157 108p	745341 410p
5485 300p	74193 80p	74C160 178p	745342 120p
5486 300p	74194 80p	74C161 108p	745343 40p
5491 200p	74195 90p	74C162 108p	745348 175p
5493 200p	74196 80p	74C163 108p	745362 215p
5495 400p	74197 70p	74C164 108p	74538 300p
5496 150p	74198 120p	74C165 108p	
54100 400p	74199 120p	74C173 110p	
54107 200p	74201 130p	74C174 108p	
54109 150p	74270 100p	74C175 104p	4000 13p
54117 200p	74271 100p	74C176 104p	4001 13p
54125 200p	74290 125p	74C193 130p	4002 13p
54126 200p	74293 125p	74C195 110p	4006 300p
54132 400p	74298 175p	74C200 150p	4007 16p
54135 300p	74305 110p	74C201 150p	4008 80p
54150 300p	74366 110p	74C901 48p	4010 45p
54151 300p	74367 110p	74C902 48p	4011 16p
54153 300p	74368 110p	74C903 48p	4012 16p
54154 400p		74C904 48p	4013 40p
54155 300p		74C905 60p	4014 50p
54157 200p		74C906 48p	4015 80p
54164 300p	74LS00 13p	74C907 48p	4016 40p
54165 300p	74LS01 14p	74C908 48p	4017 85p
54166 300p	74LS02 14p	74C909 130p	4018 85p
54170 500p	74LS03 14p	74C909 130p	4019 40p
54174 500p	74LS04 14p	74C910 600p	4020 90p
54177 400p	74LS05 20p	74C914 90p	4021 85p
54180 300p	74LS06 20p	74C918 110p	4022 85p
54181 400p	74LS10 18p		4023 16p
54182 300p	74LS11 20p		4024 66p
54185 400p	74LS12 20p		4025 16p
54190 400p	74LS13 20p		4027 150p
54191 400p	74LS14 25p		4028 75p
54193 400p	74LS15 25p		4029 98p
54194 400p	74LS20 16p		4030 50p
54195 400p	74LS21 20p		4031 200p
54197 300p	74LS22 25p		4032 190p
54221 600p	74LS26 30p		4033 100p
54251 600p	74LS27 25p		4034 100p
	74LS30 25p		4035 100p
	74LS32 25p		4040 75p
	74LS33 32p		4041 70p
	74LS38 32p		4042 70p
	74LS38 32p		4043 85p
	74LS42 25p		4044 85p
	74LS42 25p		4046 100p
	74LS42 25p		4047 25p
	74LS47 60p		4048 60p
	74LS48 90p		4049 45p
	74LS51 23p		4050 45p
	74LS54 25p		4051 65p
	74LS55 25p		4052 65p
	74LS57 40p		4053 65p
	74LS74 40p		4060 100p
	74LS74 40p		4066 50p
	74LS78 40p		4068 22p
	74LS83 60p		4069 20p
	74LS89 90p		4070 32p
	74LS89 90p		4071 70p
	74LS90 40p		4073 21p
	74LS92 68p		4075 21p
	74LS93 60p		4076 80p
	74LS95 20p		4077 100p
	74LS107 40p		4078 21p
	74LS109 40p		4081 20p
	74LS112 40p		4085 70p
	74LS113 40p		4086 150p
	74LS114 40p		4089 150p
	74LS123 60p		4093 85p
	74LS125 50p		4099 145p
	74LS126 50p		4104 74p
	74LS132 80p		4503 65p
	74LS133 55p		4507 35p
	74LS136 45p		4510 99p
	74LS138 60p		4511 140p
	74LS139 60p		4512 90p
	74LS151 60p		4516 120p
	74LS152 80p		4518 100p
	74LS153 60p		4520 50p
	74LS154 60p		4527 150p
	74LS155 75p		4528 90p
	74LS156 75p		4532 86p
	74LS157 75p		4539 105p
	74LS158 75p		4555 6p
	74LS160 100p		4556 88p
	74LS161 100p		4584 74p
	74LS162 100p		4702 710p
	74LS163 100p		4703 825p
	74LS164 100p		4704 730p
	74LS165 100p		4705 925p
	74LS166 100p		4706 925p
	74LS167 100p		4707 925p
	74LS168 100p		4708 1435p
	74LS169 100p		4710 640p
	74LS170 100p		4712 825p
	74LS171 100p		4721 3135p
	74LS172 100p		4723 93p
	74LS173 100p		4724 125p
	74LS174 100p		40014 72p
	74LS175 100p		40085 147p
	74LS176 100p		40087 54p
	74LS177 100p		40088 54p
	74LS178 100p		40106 90p
	74LS179 100p		40160 108p
	74LS180 100p		40162 108p
	74LS181 100p		40163 108p
	74LS182 100p		40174 108p

74CxxTTL	74C00 24p	74C04 75p	74C10 25p	74C12 24p	74C14 75p	74C18 25p	74C20 25p	74C24 50p	74C30 24p	74C32 25p	74C38 95p	74C73 62p	74C74 48p	74C76 65p	74C83 120p	74C85 120p	74C86 40p	74C89 395p	74C90 97p	74C93 92p	74C95 104p	74C107 68p	74C151 178p	74C154 290p	74C157 108p	74C160 178p	74C161 108p	74C162 108p	74C163 108p	74C164 108p	74C165 108p	74C173 110p	74C174 108p	74C175 104p	74C193 130p	74C195 110p	74C200 150p	74C901 48p	74C902 48p	74C903 48p	74C904 48p	74C905 60p	74C906 48p	74C907 48p	74C908 48p	74C909 130p	74C910 600p	74C914 90p	74C918 110p
----------	-----------	-----------	-----------	-----------	-----------	-----------	-----------	-----------	-----------	-----------	-----------	-----------	-----------	-----------	------------	------------	-----------	------------	-----------	-----------	------------	------------	-------------	-------------	-------------	-------------	-------------	-------------	-------------	-------------	-------------	-------------	-------------	-------------	-------------	-------------	-------------	------------	------------	------------	------------	------------	------------	------------	------------	-------------	-------------	------------	-------------


74LSxxTTL	74LS00 13p	74LS01 14p	74LS02 14p	74LS03 14p	74LS04 14p	74LS05 20p	74LS06 20p	74LS10 18p	74LS11 20p	74LS12 20p	74LS13 20p	74LS14 25p	74LS15 25p	74LS20 16p	74LS21 20p	74LS22 25p	74LS26 30p	74LS27 25p	74LS30 25p	74LS32 25p	74LS33 32p	74LS38 32p	74LS38 32p	74LS42 25p	74LS42 25p	74LS47 60p	74LS48 90p	74LS51 23p	74LS54 25p	74LS55 25p	74LS57 40p	74LS74 40p	74LS74 40p	74LS78 40p	74LS83 60p	74LS89 90p	74LS89 90p	74LS90 40p	74LS92 68p	74LS93 60p	74LS95 20p	74LS107 40p	74LS109 40p	74LS112 40p	74LS113 40p	74LS114 40p	74LS123 60p	74LS125 50p	74LS126 50p	74LS132 80p	74LS133 55p	74LS136 45p	74LS138 60p	74LS139 60p	74LS151 60p	74LS152 80p	74LS153 60p	74LS154 60p	74LS155 75p	74LS156 75p	74LS157 75p	74LS158 75p	74LS160 100p	74LS161 100p	74LS162 100p	74LS163 100p	74LS164 100p	74LS165 100p	74LS166 100p	74LS167 100p	74LS168 100p	74LS169 100p	74LS170 100p	74LS171 100p	74LS172 100p	74LS173 100p	74LS174 100p	74LS175 100p	74LS176 100p	74LS177 100p	74LS178 100p	74LS179 100p	74LS180 100p	74LS181 100p	74LS182 100p
-----------	------------	------------	------------	------------	------------	------------	------------	------------	------------	------------	------------	------------	------------	------------	------------	------------	------------	------------	------------	------------	------------	------------	------------	------------	------------	------------	------------	------------	------------	------------	------------	------------	------------	------------	------------	------------	------------	------------	------------	------------	------------	-------------	-------------	-------------	-------------	-------------	-------------	-------------	-------------	-------------	-------------	-------------	-------------	-------------	-------------	-------------	-------------	-------------	-------------	-------------	-------------	-------------	--------------	--------------	--------------	--------------	--------------	--------------	--------------	--------------	--------------	--------------	--------------	--------------	--------------	--------------	--------------	--------------	--------------	--------------	--------------	--------------	--------------	--------------	--------------

74LxxTTL	74L00 70p	74L02 50p	74L03 40p	74L04 50p	74L05 40p	74L10 40p	74L20 40p	74L30 70p	74L42 250p	74L51 40p	74L54 40p	74L72 45p	74L73 60p	74L74 60p	74L75 120p	74L78 75p	74L85 150p	74L87 75p	74L89 250p	74L90 150p	74L91 120p	74L93 140p	74L95 140p	74L98 250p	74L123 200p	74L126 500p	74L164 300p	74L165 300p	74L192 325p	74L193 325p	74L388 200p	74L388 (80L98) 200p	74L500 70p	74L501 70p	74L502 70p	74L503 70p	74L504 80p	74L505 80p	74L506 80p	74L507 80p	74L508 80p	74L509 80p	74L510 80p	74L511 70p
----------	-----------	-----------	-----------	-----------	-----------	-----------	-----------	-----------	------------	-----------	-----------	-----------	-----------	-----------	------------	-----------	------------	-----------	------------	------------	------------	------------	------------	------------	-------------	-------------	-------------	-------------	-------------	-------------	-------------	---------------------	------------	------------	------------	------------	------------	------------	------------	------------	------------	------------	------------	------------

74SxxTTL	74S00 70p	74S02 50p	74S03 40p	74S04 50p	74S05 40p	74S10 40p	74S20 40p	74S30 70p	74S42 250p	74S51 40p	74S54 40p	74S72 45p	74S73 60p	74S74 60p	74S75 120p	74S78 75p	74S85 150p	74S87 75p	74S89 250p	74S90 150p	74S91 120p	74S93 140p	74S95 140p	74S98 250p	74S123 200p	74S126 500p	74S164 300p	74S165 300p	74S192 325p	74S193 325p	74S388 200p	74S500 70p	74S501 70p	74S502 70p	74S503 70p	74S504 80p	74S505 80p	74S506 80p	74S507 80p	74S50
----------	-----------	-----------	-----------	-----------	-----------	-----------	-----------	-----------	------------	-----------	-----------	-----------	-----------	-----------	------------	-----------	------------	-----------	------------	------------	------------	------------	------------	------------	-------------	-------------	-------------	-------------	-------------	-------------	-------------	------------	------------	------------	------------	------------	------------	------------	------------	-------




DON'T GAMBLE WITH PERFORMANCE BUY LEVELL OSCILLATORS




FREQUENCY 1Hz to 1MHz in 12 ranges.
0 to 1% fine control on TG200DMP.
ACCURACY $\pm 1.5\% \pm 0.01$ Hz up to 100kHz.
 $\pm 2\%$ up to 1MHz.
SINE OUTPUT 7V r.m.s. down to $< 200\mu\text{V}$ with $R_s = 600\Omega$.
DISTORTION $< 0.05\%$ from 50Hz to 15kHz,
 $< 0.1\%$ from 10Hz to 50kHz, $< 0.2\%$
from 5Hz to 150kHz, $< 1\%$ at 1Hz and
1MHz.
SQUARE OUTPUT TG200D, DM & DMP only, 7V peak
down to $< 200\mu\text{V}$. Rise time
 $< 150\text{nS}$.
SYNC OUTPUT $< 1\text{V}$ r.m.s. sine in phase with output.
SYNC INPUT $\pm 1\%$ freq. lock range per volt r.m.s.
METER SCALES TG200M, DM & DMP only. 0/2V
0/7V & $-14/+6\text{dBm}$.
SIZE & WEIGHT 260 x 130 x 180mm. 4.3kg with
batteries.

TG200 TG200D TG200M TG200DM TG200DMP
£85 £90 £105 £110 £115



FREQUENCY 3Hz to 300kHz in 5 decade ranges.
ACCURACY $\pm 2\% \pm 0.1$ Hz to 100kHz.
Increasing to $\pm 3\%$ at 300kHz.
SINE OUTPUT 2.5V r.m.s. down to $< 200\mu\text{V}$
DISTORTION $< 0.2\%$ from 50Hz to 50kHz,
 $< 1\%$ from 10Hz to 200kHz.
SQUARE OUTPUT 2.5V peak down to $< 200\mu\text{V}$.
SYNC OUTPUT 2.5V r.m.s. sine.
METER SCALES 0/2.5V & $-10/+10\text{dB}$ on
TG152DM.
SIZE & WEIGHT 260 x 130 x 180mm. 3.4kg with
batteries.

TG152D TG152DM
Without meter **£68** With meter **£85**



FREQUENCY 0.2Hz to 1.22MHz on four decade
controls.
ACCURACY $\pm 0.02\text{Hz}$ below 6Hz.
 $\pm 0.3\%$ from 6Hz to 100kHz.
 $\pm 1\%$ from 100kHz to 300kHz.
 $\pm 3\%$ above, 300kHz.
SINE OUTPUT 5V r.m.s. down to $30\mu\text{V}$ with $R_s = 600\Omega$.
DISTORTION $< 0.15\%$ from 15Hz to 15kHz.
 $< 0.5\%$ at 1.5Hz and 150kHz.
METER SCALES 2 Expanded voltage and $-2/+4\text{dBm}$
SIZE & WEIGHT 260 x 180 x 180mm. 5.4kg.

TG66B TG66A
Battery model **£225** Mains & battery model **£240**

Prices are ex works with batteries. Carriage, packing and VAT extra.
Optional extras are leather cases and mains power units.
Send for data covering our range of portable instruments.

SEE US ON STAND A32 AT LEEDS ELECTRONICS EXHIBITION

LEVELL ELECTRONICS LTD.

MOXON STREET, BARNET, HERTS., EN5 5SD.
TEL: 01-449 5028/440 8686

Switch on. Connect Component. Read Answer

The Sullivan AC5555 Automatic component analyser is a mains operated, fourteen range digital capacitance, resistance and inductance measuring system. It is capable of automatically choosing the correct range and function for any two-terminal component and measure the parallel capacitance and conductance or the series inductance and resistance over a wide range at a test frequency of 1kHz.

The Sullivan AC5555 can be used by unskilled operators for quality control of goods inward or during production processes. There are no adjustments required and no special knowledge about the component

capabilities is needed. The instrument does it all for you.

The unit is competitively priced and backed by the unbeatable reputation of Sullivan. Get in touch with us today for the full facts.

Sullivan

HW Sullivan Ltd

Archcliffe Road, Dover, Kent, CT17 9EN.

Tel: (0304) 202620. Telex: 96283.

Thorn Thorn Measurement & Components Division

Sullivan makes component analysing child's play



WW — 013 FOR FURTHER DETAILS

Measure Resistance to 0.01Ω ... At a Price that has no resistance at all

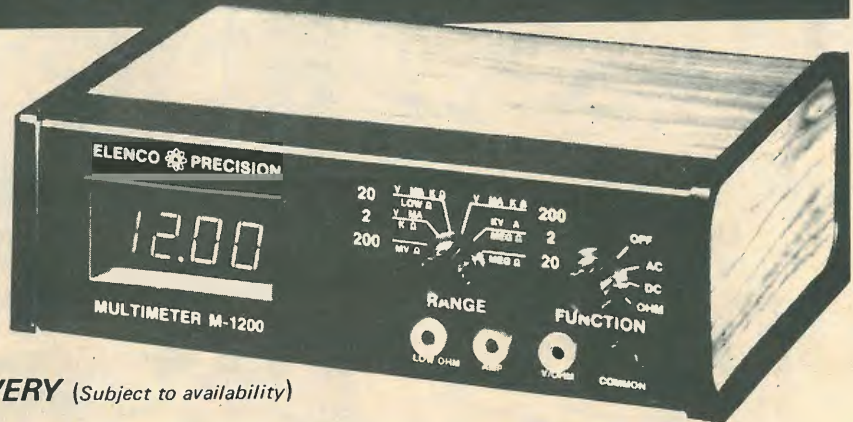
New **ELENCO PRECISION** Digital Multimeter M1200B
USA

ONLY £55 (+£3 p&p + VAT £4.64 = £62.64)

***FULLY GUARANTEED
FOR 2 YEARS**

***METAL CASE**

***EX STOCK DELIVERY** (Subject to availability)



THE ULTIMATE IN PERFORMANCE - MEASURES RESISTANCE TO 0.01 OHMS, VOLTAGE TO 100 MICROVOLTS, CURRENT TO 1 MICROAMPS AT LOWEST EVER PRICE!

FEATURES

- 3½ digits 0.56" high LED for easy reading
- 100μV, 1μA, 0.01Ω resolution
- High input impedance 10 Megohm
- High accuracy achieved with precision resistors, not unstable trimpots
- Input overload protected to 1000V (except 200mV scale to 600V)
- Auto zeroing, autopolarity
- Mains (with adaptors not supplied) or battery operation-built-in charging circuitry for NiCads
- Overrange indication
- Hi Low power ohms, Lo for resistors in circuit, Hi for diodes

SPECIFICATIONS:

DC Volts	• Range 200mV, 2V, 20V, 200V, 1000V Accuracy 1% ± 1 digit, Resolution .1mV Overload protection 1,000 volts max
AC Volts	Range 200mV, 2V, 20V, 200V, 1000V (Response 45Hz to 5KHz) Accuracy 1.5% ± 2 digits, Resolution .1mV Overload protection 1000V max, 200mV scale 600V
DC Current	Range 2mA, 20mA, 200mA, 2amp. Accuracy 1% ± 1 digit, Resolution 1 Microamp Overload protection -- 2 amp fuse and diodes
AC Current	Range 2mA, 20mA, 200mA, 2 amp Accuracy 1.5% ± 2 digits, Resolution 1 Microamp Overload protection -- 2 amp fuse and diodes
Resistance	Range 20, 200, 2K, 200K, 2 Meg, 20 Meg. Accuracy 1% ± 1 digit, Resolution .01 ohms
Environmental	Temp coefficient 0° to 30° C ± .025% °C Operating Temp 0° to 50° C Storage - 20° to 60° C
General	Mains adaptor: 6 - 9 Volts @ 200mA (not supplied) 4C size batteries (not supplied) Size 8¼ x 5¼ x 2¼ Weight 2½ lbs.

At £55, M1200B is the best buy among DMM's currently available. Its 0.01 ohms resolution allows you to detect shorted windings in coils, transformers or motors. It is also useful in checking low contact resistance in switches, relays or connectors. Poor solder connections can also be spotted. The low power ohms function permits accurate measurements of in circuit resistance without forward biasing semiconductor junctions.

You have been waiting a long time for a digital multimeter with all these features at a price like this. Now its yours.

Also available from retail shops:

Audio Electronics, 301 Edgware Rd, London W2
Z & I Aero Services, 85 Tottenham Court Road
London W.1

***AGENTS WANTED**

ELENCO PRECISION Sole UK Distributor

ME

Maclin-Zand Electronics Ltd
38 Mount Pleasant, London WC1X OAP
Tel. 01-837 1165 or Hemel Hempstead
(0442) 832 966
Telex. 8953684 MACLIN G

© N Zand

To: Maclin-Zand Electronics Ltd WW7
1st Floor, Unit 10, East Block
38 Mount Pleasant, London WC1X OAP

Please send me _____ DMM M1200B
@ £62.64 inc. p & p + VAT (overseas £60).

I enclose cheque/P.O./Bank Draft for £ _____

Name _____ (BLOCK
Address _____ LETTERS

PLEASE)

Telegraph testing simplified

TCT10



Lightweight, portable, Telegdata TCT10 makes light work of on-site circuits and machines.

This new Plessey instrument combines signal generator and analyser in a single briefcase-size unit enabling on-site testing of telegraph circuits and machines to be carried out speedily and with a high degree of accuracy.

Powered from the a.c. mains supply, the TCT10 gives a choice of output levels and test signals in CCITT No 2 and No 5 alphabets including the full 96 character 'fox' message, Q9S and any single character on demand.

Accurate readout (to 1%) is given unambiguously on an LED scale registering up to 40% distortion early/mark bias and late/space bias.

Full specification is available in a colour-illustrated brochure. See how your telegraph test operations can be improved — telex or write to: Telegdata Department, Plessey Controls Limited, Sopers Lane, Poole, Dorset, United Kingdom BH17 7ER. Telex: 41272.



**PLESSEY
CONTROLS**

WW — 011 FOR FURTHER DETAILS

600-2-224



BARR & STROUD PRESENT THE A to MHz OF ELECTRONIC FILTERS

At Barr & Stroud we strive constantly to meet all your filtering requirements. To our modular EF3 system we have added two new filter units, the EF3-07 and the EF3-08 to give greater flexibility. To meet a more general filtering requirement we have introduced the self contained EF4 unit.

These new filters, added to the existing six options available in the EF3 system, expand still further their scientific, industrial and medical applications.

EF3-07 This plug-in band pass/band stop unit has a centre frequency variable from 1Hz to 99.9kHz. Six values of Q from 2 to 40 can be switch selected. Pass band gain is switch selected from 0, 20 or 40dB settings. Remotely programmable, either by direct line control or TTL logic level.

EF3-08 A universal filter with low pass, high pass, band pass or band stop facilities, EF3-08 has a centre or cut-off frequency variable from 0.001Hz to 9.99kHz. Remotely programmable like the EF3-07.

EF4 For simple band pass filtering our new EF4 unit is the ideal choice. This self-contained filter with integral power supply features a unique linearising circuit allowing continuously variable frequency control over an evenly graduated tuning dial. The filter characteristic is band pass with a centre frequency range from 1Hz to 100kHz, and five Q values plus 1/3 octave response are switch selectable.

Custom with a difference If our range of 'off the shelf' filters, including our Active Filter Modules, leaves your needs off the map we will gladly study your individual requirements and custom-build the perfect solution.

Twenty years' experience, in-house computer facilities and an extensive program library guarantee you a cost-effective system.

Designs can be either active or passive, with cut-off rates up to several hundred dB per octave in a frequency range up to around 70 MHz.

Contact us for full descriptive literature.

Barr & Stroud adds to your resources

Barr & Stroud Limited, Melrose House, 4-6 Savile Row, London W1X 1AF. Tel: 01-437 9652. Telex: 261877.

A member of the Pilkington Group.

ELECTRONIC FILTERS, OPTICAL FILTERS, FIBRE OPTICS, LASERS, SCIENTIFIC AND MEDICAL INSTRUMENTATION, INFRA-RED MATERIALS.



How...Why...When?

Distress calls are made every day – hundreds each year, and in every case questions are asked. Questions which require accurate, up-to-the-minute answers. Answers that can only come from reliable and immediately accessible communications recordings.

When police, ambulance, fire, local ATC and other services are called upon, either by radio or telephone, they often receive hasty, garbled messages – sometimes several at a time. In such instances a positive need for communications


recording arises – a need for a system with instant message trace and replay – at the touch of a button – and at any speed to assist intelligibility.

All these facilities, and more, are available in the Racal Recorders 'Callstore' cassette recorder/reproducer. Actuated either by incoming audio signals or by local or remote control, Callstore uses four cassette transports, each giving up to four separate channels, including a search control track which is cued at the beginning of each message.

For details write to:

Racal Recorders Limited
Hardley Industrial Estate
Hythe, Southampton,
Hampshire, SO4 6ZH
England.
Telephone: 0703 843265.
Telex: 47600.

RACAL



Callstore, from Racal Recorders, answers all the questions.

WW — 012 FOR FURTHER DETAILS

SME SERIES III

The best pick-up arm in the world



Informed opinion


Few products in the hi-fidelity world have received such favourable comments from knowledgeable experts as the Series III precision pick-up arm.

They are too numerous to quote here, so we have prepared a special presentation of them which we will gladly send on request. Please indicate, whether or not you require details of the arm as well.

**Design Council
Award 1978**

Write to Dept 0651 · SME Limited
Steyning · Sussex · BN4 3GY · England

EDDYSTONE wide frequency-range receivers continuous tuning and high-stability working



VHF 25-500MHz Eddystone 1990R Series

- General purpose receivers providing reception facilities for AM, FM, CW and pulse transmissions
- Choice of 10-channel crystal facility or synchronizer


10D/CA.32198

UHF 440-1000MHz Eddystone 1990S Series

- AM:FM:Pulse. Wide/narrow IF filter
- Tune frequency setting to 1kHz
- Synchronized for high stability working

Both series are of modular construction and are available for rack or table mounting. Panoramic Display Units are available.

Please write for illustrated brochures.



Eddystone Radio Limited

Member of Marconi Communication Systems Limited

Alvechurch Road, Birmingham B31 3PP, England
Telephone: 021-475 2231 Telex: 337081

A GEC-Marconi Electronics Company



WW — 018 FOR FURTHER DETAILS

CAN YOUR BUSINESS
REALLY OPERATE SUCCESSFULLY
without a **MICROPROCESSOR**



STRUTT

Electrical and Mechanical
Engineering Ltd.

3c BARLEY MARKET STREET, TAVISTOCK,
DEVON. PL19 05F.

TELEPHONE: TAVISTOCK 5439

TELEX: 45263

BUSINESS MICROPROCESSOR

The SEMEL 1. Microprocessor can be used for VAT, Wages, Invoices, Stock-Control, School Computer Studies, Wordprocessing, Sales, Purchasing, Addressing Envelopes, Auditing, Estate Agents: (For listing all Properties in groups ie. Size, Cost, Area) For doing all Bookings: Coach Tour Operators; Travel Agents, Hotels, etc.

The SEMEL 1. Can also be used for operating Machines and Equipment.

The SEMEL 1. can be coupled, via suitable interface circuits, to a wide variety of external devices, such as Computers, other Microprocessors, Printers, Cash Registers, Tape Readers & Punches, Cassette Readers/Recorders, any input output Typewriter, and many more.

SEMEL Business System - this system consists of the Microprocessor unit with keyboard and VDU and one Floppy Disc Unit. This system contains a software package of Editor assembler and debug, and full file handling capabilities in Basic Language. Systems requiring high level language including an extended operating system and utilities and 64k of RAM can support Basic, Fortran and Cobol.


SEMEL-1

The **MICROPROCESSOR** is perhaps the most important development the electronics industry has seen for at least the last decade. It was introduced with the ever increasing demand for speed and efficiency required in industry and commerce, and because of its ability to perform a wide variety of different functions, whether in the office, stores, on the factory floor, in warehouses, schools, on ships, in vehicles and many more places of business.


WW — 016 FOR FURTHER DETAILS




A quality range of British made electrical accessories plus a 'How to' book. Do your own home electrical work with complete confidence. See Cat. pages 129 to 134




This superb organ — build the first working section for just over £100. Full specification in our catalogue.



A range of highly attractive knobs is described in our catalogue. Our prices are very attractive too!




Mobile amateur radio, TV and FM aerials plus lots of accessories are described in our catalogue.



A pulse width train controller for smooth slow running plus inertia braking and acceleration. Full construction details in our catalogue.



A wide range of disco accessories at marvellous prices. Our catalogue has all the details.



Add-on bass pedal unit for organs. Has excellent bass guitar stop for guitarists accompaniment. Specification in our catalogue.



The 3800 synthesiser — build it yourself at a fraction of the cost of one ready-made with this specification. Full details in our catalogue.



Touch operated rhythm generator, the 'Drumsette' Construction details 25p. (Leaflet MES49) Specification in our catalogue.

MAPLIN

ELECTRONIC SUPPLIES LTD

All mail to:-
 P.O. Box 3, Rayleigh, Essex SS6 8LR.
 Telephone: Southend (0702) 554000.
 Shop: 284 London Road,
 Westcliff-on-Sea, Essex.
 (Closed on Monday).
 Telephone: Southend (0702) 554155.



A superb technical bookshop in your home! All you need is our catalogue. Post the coupon now!



An attractive mains alarm clock with radio-switching function and battery back-up! Complete kit with case only £13.85 (incl. VAT & P&P). MA1023 module only £3.42 (incl. VAT).



A massive new catalogue from Maplin that's even bigger and better than before. If you ever buy electronic components, this is the one catalogue you must not be without. Over 280 pages — some in full colour — it's a comprehensive guide to electronic components with hundreds of photographs and illustrations and page after page of invaluable data.

Our bi-monthly newsletter contains guaranteed prices, special offers and all the latest news from Maplin.



A 63-key ASCII keyboard with 625-line TV interface. 4-page

Post this coupon now for your copy of our 1979-80 catalogue price 75p.

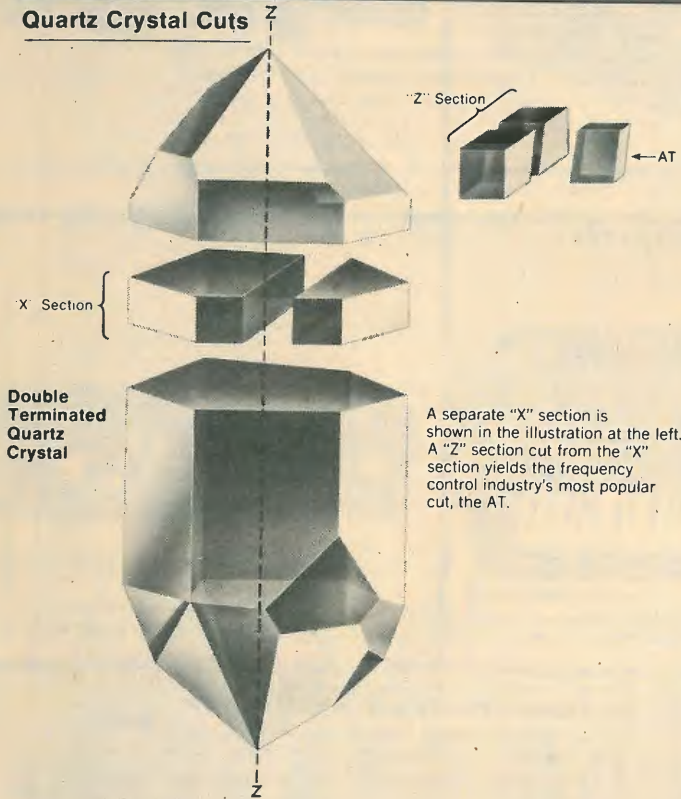
Please send me a copy of your 280 page catalogue. I enclose 75p but understand that if I am not completely satisfied I may return the catalogue to you within 14 days and have my 75p refunded immediately. If you live outside U.K. send £1 or ten International Reply Coupons.

NAME _____

ADDRESS _____

M-tron Quartz Crystals.
 Computer design program
 gets it right.
 Every time.

Quartz Crystal Cuts



M-tron is a major, long established manufacturer of AT cut crystals suitable for fundamental and overtone operations in the 1MHz to 170MHz frequency range.

There's a fast sampling service backed up by volume production capability for the microprocessor, CATV, communications, automotive and TV games markets.

M-tron's big advantage is the sophisticated computer design program that determines the optimum mechanical parameters of a crystal to meet your electrical specifications.

MCP Electronics are the sole UK agent for M-tron products, many commonly used frequencies are available from stock at very competitive prices. For more details and the new catalogue, contact Ron Adams,



MCP Electronics Ltd., Station Wharf, Alperton, Wembley, Middx.
 Tel: 01-902 5941.
 WW — 028 FOR FURTHER DETAILS

**Testing...
 Testing...
 Testing...**



anywhere!

**The FM/AM 1000s with
 Spectrum Analyser**

A portable communications service monitor from IFR, light enough to carry anywhere and good enough for most two-way radio system tests. The FM/AM 1000s can do the work of a spectrum analyser, oscilloscope, tone generator, deviation meter, modulation meter, signal generator, wattmeter, voltmeter, frequency error meter -and up to five service engineers who could be doing something else!

For further information contact
 Mike Taylor



FieldTech

FieldTech Ltd
 Heathrow Airport -
 London Hounslow
 TW6 3AF
 Tel: 01-759 2811
 Telex: 23734
 FLDTEC G

IFR precision simulators

Cambridge Learning Enterprises


SELF-INSTRUCTION COURSES

UNDERSTANDING DIGITAL ELECTRONICS

In the years ahead the products of digital electronics technology will play an important part in your life. Calculators and digital watches are already commonplace. Tomorrow a digital display could show your vehicle speed and fuel consumption; you could be 'phoning people by entering their name into a telephone which would automatically look up their number and dial it for you.

These courses were written by experts in electronics and learning systems so that you could teach yourself the theory and application of digital logic. Learning by self-instruction has the advantages of being faster and more thorough than classroom learning. You work at your own pace and must respond by answering questions on each new piece of information before proceeding.

After completing these courses you will have broadened your career prospects and increased your fundamental understanding of the rapidly changing technological world around you.



Digital Computer Logic and Electronics is designed for the beginner. No mathematical knowledge other than simple arithmetic is assumed, though the student should have an aptitude for logical thought. It consists of four volumes - each A4 size - and serves as an introduction to the subject of digital electronics. Everyone can learn from it - designer, executive, scientist, student, engineer.

Contents include: Binary, octal and decimal number systems; conversion between number systems; AND, OR, NOR and NAND gates and inverters; Boolean algebra and truth tables; De Morgans Laws; design of logic circuits using NOR gates; R-S and J-K flip flops; binary counters, shift registers and half adders.

FLOW CHARTS & ALGORITHMS help you present: safety procedures, government legislation, office procedures, teaching materials and computer programs by means of YES and NO answers to questions.

The Algorithm Writer's Guide

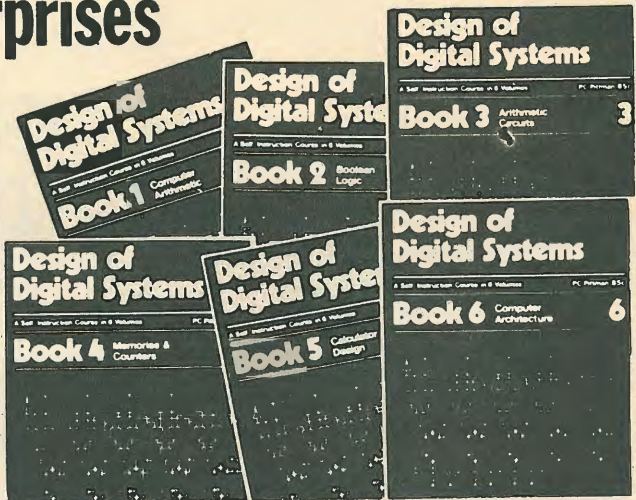
explains how to: define the questions, put them in the best order and draw the flow chart, with numerous examples shown. All that students require is an aptitude for logical thought. Size: A5, 130 pages. This book is a MUST for those with things to say.

NEW from Cambridge Learning Enterprises

O - LEVEL ENGLISH LANGUAGE

More and more jobs require a C-GRADE PASS, and over 250,000 people fail to get this every year. Will one of them be in your family? This new course, written by experts in a style that's serious yet fun to read, shows you how to mark your own work and compare it with the work of other people in their exam year. Set your own pace and assess your results immediately with no postal delays: watch your speed and standards improve. In Book 1 learn how you will be marked on COMPREHENSION, Book 2 covers SUMMARY, PUNCTUATION & SPELLING, and Book 3 coaches you in the principles of COMPOSITION. Size: 3 A4 volumes totalling 250 pages.

CAMBRIDGE LEARNING ENTERPRISES, UNIT 30 RIVERMILL SITE, FREEPOST, ST. IVES, HUNTINGDON, CAMBS. PE17 4BR, ENGLAND
 TELEPHONE: ST. IVES (0480) 67446.
 PROPRIETORS: DAYRIDGE LTD. REG. OFFICE: RIVERMILL LODGE, ST. IVES
 REGD. IN ENGLAND No. 1328762



Design of Digital Systems is written for the engineer seeking to learn more about digital electronics. Its six volumes - each A4 size are packed with information, diagrams and questions designed to lead you step-by-step through number systems and Boolean algebra to memories, counters and simple arithmetic circuits, and finally to a complete understanding of the design and operation of calculators and computers. Contents include:

Book 1 Octal, hexadecimal and binary number systems; conversion between number systems; representation of negative numbers; complementary systems; binary multiplication and division.

Book 2 OR and AND functions; logic gates; NOT, exclusive-OR, NAND, NOR and exclusive-NOR functions; multiple input gates; truth tables; De Morgans Laws; canonical forms; logic conventions; Karnaugh mapping; three-state and wired logic.

Book 3 Half adders and full adders; subtractors; serial and parallel adders; processors and arithmetic logic units (ALUs); multiplication and division systems.

Book 4 Flip flops; shift registers; asynchronous and synchronous counters; ring, Johnson and exclusive-OR feedback counters; random access memories (RAMs) and read only memories (ROMs).

Book 5 Structure of calculators; keyboard encoding; decoding display data; register systems; control unit; program ROM; address decoding; instruction sets; instruction decoding; control programme structure.

Book 6 Central processing unit (CPU); memory organization; character representation; program storage; address modes; input/output systems; program interrupts; interrupt priorities; programming; assemblers; computers; executive programs; operating systems and time sharing.

Four volumes Digital Computer Logic & Electronics at £6.50 inc p
 Six volumes Design of Digital Systems at £10.50 inc p & p
 Three volumes O-Level English Language at £6.50 inc p & p
 The Algorithm Writer's Guide at £3.40 inc p & p
 If your order exceeds £14 deduct £2 from your payment
 Price includes surface mail anywhere in the world, airmail extra
GUARANTEE If you are not entirely satisfied your money will be refunded
 Please allow 21 days for delivery

Cambridge Learning Enterprises, Unit 30 Rivermill Site,
 FREEPOST, St. Ives, Huntingdon, Cambs. PE17 4BR,
 England.

Please send me the following books:
 sets Digital Computer Logic & Electronics at £6.50, p & p
 sets Design of Digital Systems at £10.50, p & p included
 O-Level English Language at £6.50 p & p included
 The Algorithm Writer's guide at £3.40, p & p included

Name

Address

I enclose a *cheque/PO payable to Cambridge Learning Enterprises for £.....

Please charge my *Access/Barclaycard/Visa/Eurocard/Mastercharge/Interbank account number

Signature

Telephone orders from credit card holders accepted on 0480-67446 (Ansafone). Overseas customers should send a bank draft in sterling drawn on a London Bank, or quote credit card number.

THINK OF A SHAPE



S 500D — dual channel
up to 500W/RMS per
channel DC-20 KHZ

Whatever it is, the **HH** 'S' range of power amplifiers will handle it

The **HH** 'S' range is designed to handle heavy industrial usage in the fields of vibrator driving, variable frequency power supplies and servo motor systems.

S 500D

Dual Channel
19" rack mount 3½" high
500w r.m.s. into 2.5 ohms per channel
900w r.m.s. in bridge mode
DC-20 KHZ at full power
0.005% harmonic distortion (typical) at
300w r.m.s. into 4 ohms at 1 KHZ
3KW dissipation from in-built force cooled
dissipators

S 250D

Single Channel
19" rack mount 3½" high
500w r.m.s. into 2.5 ohms
Retro-convertible to dual channel
DC-20 KHZ at full power
Full short and open circuit protection
Drives totally reactive loads with no
adverse effects

A complete range of matching transformers and peripheral equipment for closed loop, constant current and voltage use are available. Alternative input and output termination to order. Rack case for bench use built to specifications. For complete data write or call.



Kirkham Electronics


MILL HALL, MILL LANE, PULHAM MARKET, DISS, NORFOLK IP21 4XL
DIVISION OF K.R.S. LIMITED
TELEPHONE (037 976) 639/594

FRANCHISED COMMERCIAL AND INDUSTRIAL AGENTS FOR **HH** ELECTRONIC

WW — 042 FOR FURTHER DETAILS

FASTER THAN A SCOPE— SAFER THAN A VOLTMETER

LOGIC MONITOR LM-1



ONLY £28.70

plus 8% VAT, plus post and packing
Total £32.34 including box and instruction manual.



Europe, Africa, Mid-East: CSC UK LTD.
Unit 1, Shire Hill Industrial Estate,
Saffron Walden, Essex CB11 3AQ.
Telephone: SAFFRON WALDEN 21682.
Telex: 817477.

Instant - simultaneous monitoring of the logic state of all IC nodes

Just clip it over your IC.

LM-1 Instantly and accurately shows both static and dynamic logic states on a bright 16 LED display.

LM-1 finds its own power.

LM-1 cuts out guesswork, saves time, and eliminates the risk of short circuits.

LM-1 is suitable for all dual-in-line logic ICs.

LED on = logic state 1 (high), LED off = logic state 0 (low), and each LED is clearly numbered 1 to 16 in the conventional IC pattern.

CONTINENTAL SPECIALTIES CORPORATION

CONTINENTAL SPECIALTIES CORPORATION, DEPT. 7S
Unit 1, Shire Hill Industrial Estate, Saffron Walden, Essex.

Name

Address

	QUANTITY REQUIRED	FREE catalogue
LM1. £32.34		Tick box <input type="checkbox"/>
inc. p & p and VAT		I enclose cheque/PO for
		£


Phone your order with Access, Barclaycard or American Express Card No. Expiry date.

WW — 022 FOR FURTHER DETAILS

TOTAL AMPLIFICATION FROM CRIMSON ELEKTRIK

WE NOW OFFER THE WIDEST RANGE OF SOUND PRODUCTS —

STEREO PRE-AMPLIFIER



CPR 1

POWER AMPLIFIER MODULE



CPR 1 — THE ADVANCED PRE-AMPLIFIER. The best pre-amplifier in the U.K. The superiority of the CPR 1 is probably the disc stage. The overload margin is a superb 40dB, this together with the high slewing rate ensures clean top, even with high output cartridges tracking heavily modulated records. Common-mode distortion is eliminated by an unusual design. R.I.A.A. is accurate to 1dB; signal to noise ratio is 70dB relative to 3.5mV; distortion < 0.05% at 30dB overload 20kHz.

Following this stage is the flat gain/balance stage to bring tape, tuner, etc. up to power amp. signal levels. Signal to noise ratio 86dB; slew-rate 3V/μs; T.H.D. 20Hz–20kHz < 0.08% at any level.

F.E.T. muting. No controls are fitted. There is no provision for tone controls. CPR 1 size is 138x80x20mm. Supply to be ± 15 volts.

MC 1 — PRE-AMPLIFIER. Suitable for nearly all moving-coil cartridges. Sensitivity 70/170μV switchable on the p.c.b. This module brings signals from the now popular low output moving-coil cartridges up to 3.5mV (typical signal required by most pre-amp disc inputs). Can be powered from a 9V battery or from our REG 1 regulator board.


XO2:XO3 — ACTIVE CROSSOVERS. XO2 — two way, XO3 — three way. Slope 24dB/octave. Crossover points set to order within 10%.

REG 1 — POWER SUPPLY. The regulator module, REG 1 provides 15.0-15v to power the CPR 1 and MC 1. It can be used with any of our power amp supplies or our small transformer TR 6. The power amp kit will accommodate it.

POWER AMPLIFIERS. It would be pointless to list in so small a space the number of recording studios, educational and government establishments, etc. who have been using CRIMSON amps satisfactorily for quite some time. We have a reputation for the highest quality at the lowest prices. The power amp is available in five types, they all have the same specification. T.H.D. typically 0.1% any power 1kHz 8 ohms. T.I.D. insignificant, slew rate limit 25V/μs; signal to noise ratio 110dB; frequency response 10Hz-35kHz — 3dB; stability unconditional, protection drives any load safely; sensitivity 775mV (250mV or 100mV on request), size 120x80-25mm.

POWER SUPPLIES. We produce suitable power supplied which use our superb TOROIDAL transformers only 50mm high with a 120-240 primary and single bolt fixing (includes capacitors/bridge rectifier).

POWER AMPLIFIER KIT. The kit includes all metalwork, heatsinks and hardware to house any two of our power amp modules plus a power supply. It is contemporarily styled and its quality is consistent with that of our other products. Comprehensive instructions and full back-up services enables a novice to build it with confidence in a few hours.



POWER AMPLIFIER MODULES

CE 608 60W/8 ohms 35-0-35v	£18.33
CPS2 for 2xCE 1004 or 2/4xCE 608	£17.88
CE 1008 100W/8 ohms 45-0-45v	£21.62
Fan, 80mm, state 120 or 240v	£24.38
CE 1704 170W/4 ohms 45-0-45v	£29.12
CE 1708 170W/8 ohms 60-0-60v	£31.90

TOROIDAL POWER SUPPLIES

CPS1 for 2xCE 608 or 1xCE 1004	£15.55
CPS2 for 2xCE 1004 or 2/4xCE 608	£18.54
CPS3 for 1xCE 1008 or 1xCE 1704	£16.08
CPS4 for 1xCE 1008	£22.68
CPS5 for 1xCE 1708	£23.98
CPS6 for 2xCE 1704 or 2xCE 1708	£23.98

HEATSINKS

Light duty, 50mm, 2 C/W	£1.35
Medium power, 100mm, 1-4 C/W	£2.20
Disco/group, 150mm, 1-1 C/W	£2.85
Fan, 80mm, state 120 or 240v	£18.50
Fan mounted on two drilled 100mm heatsinks	
2x4 C/W, 65 max. with two 170W modules	£29.16

THERMAL CUT-OFF, 70° C £1.45

POWER AMP KIT £32.90

PRE-AMPS

These are available in two versions — one uses standard components, and the other (the S), uses MO resistors where necessary and tantalum capacitors.

CPR1	£30.86
MC1	£20.81
CPR1S	£39.98
MC1S	£32.44

ACTIVE CROSSOVERS

XO2	£14.83
XO3	£23.06

POWER SUPPLY

REG1	£8.75	TR6	£1.92
------	-------	-----	-------

PRE AMP KIT £37.24

BRIDGE DRIVER, BD1

Obtain up to 340W using 2x170W amps and this module.

BD1 £5.40

CRIMSON ELEKTRIK

1A STAMFORD STREET, LEICESTER LE1 6NL. Tel. (0533) 553508
U.K. — Please allow up to 21 days for delivery

All prices shown are UK only and include VAT and post. COD 90p extra. £100 limit. Export is no problem, please write for specific quote. Send large SAE for 3 International Reply Coupons for detailed information.
Distributors: Minic Teleprodukt, Box 12035, S-750 12 Uppsala 12, Sweden. Badger Sound Services Ltd., 46 Wood Street, Lytham St. Annes, Lancashire FY8 1QG.

U.K. Two-way Radio Checklist				
	STORNO	MOTOROLA	GEC	PYE
Most EXPERIENCE				✓
Most DEPOTS				✓
Most SITES				✓
Most ENGINEERS				✓
Most SALES				✓

OK

But what does it all add up to?

Big is not always beautiful.

So when we boast more resources than all our competitors put together you might be inclined to think: so what?

We agree.

When *you* are making substantial investments in two-way radio we expect more than facts and figures to be taken into account.

Like the people you are dealing with, starting with the salesman and right up to the top. How good is your relationship with the man up front. Is he thinking long term or looking for a quick sale today?

And who is backing up his promises - a well resourced U.K. based manufacturing and supplying

company wholly dedicated to the future growth and development of two-

way radio or a remote parent company looking for maximum advantage in whichever markets suit it best at the time? (If the latter, ensure he'll be around next time you have a replacement or extension problem).

We are not suggesting that you look to Pye Telecom for perfection. In this business staying the course for 35 years and making all the running for the future will always have its problems. But if ever those problems happen to be yours, you can count on our full commitment now and our resources whenever you need them.



Pye Telecommunications Ltd.,
St. Andrews Road, Cambridge, CB4 1DW.
Telephone: 0223 61222

WW - 006 FOR FURTHER DETAILS

years

of research...

Danavox

INTERNATIONAL

DANAVOX (GT. BRITAIN) LTD.

"BROADLANDS" BAGSHOT ROAD,
SUNNINGHILL, ASCOT, BERKS.

TEL: 0990 23732/6; TELEX: 84584

"on components and accessories for dictating machines, tele-communications, hearing aids and electroacoustic equipment etc."



STETOCLIP JUNIOR 60 HEADSET




STETOCLIP LIGHTWEIGHT HEADSET



SENIOR STETOCLIP HEADSET



STETOMIKE BOOM MICROPHONE HEADSET



STANDARD & SUB-MINOR EARPHONES




PLASTIC EARHANGERS



DANAMIC FIDELITY EARSET



STETOTUBE HEADSET



2,5 mm and 3,5 mm JACK PLUGS & SOCKETS



DANASOUND HEADSET



DANASONIC INDUCTION AUDIO LOOP RECEIVER



SUBMINIATURE SWITCHES

More second user bargains from Carston

Top Quality Test Equipment at the keenest prices

Acoustic

BRUEL & KJAER	
2203 Precision sound level meter	400
2204 Precision sound level meter	475
1613 Octave filter set couples directly to 2203 & 2204	250
1402 Random Noise Generator	375
4216 Artificial Mouth	40
CEL	
112 LEQ meter-digital readout	575
Bridges etc.	
CAMBRIDGE	
43379 Decade resistance bridge	75
* Portable Potentiometer 0-100 mV	45
* 41334 Unipivot Meter with shunts	25
DAWE	
* 2108 Decade Capacitance box 0.1 µF-1 mF 0.1 µF step	20
MUIRHEAD	
D30A Wheatstone bridge test set	175
PYE	
* Decade Resistance box 11 kΩ, 1 Ω step	20
* 7383 Wheatstone Bridge	40
SULLIVAN	
T1098 Decade resistance bridge	190
* T1103 Wheatstone Bridge	40
WAYNE KERR	
B601Z RF bridge to 5 MHz	475
SR268 Source for B601Z	
Cable Test Equipment	
MARCONI	
TF2091 A/TF2092A White noise generator/receiver 300 channel system complete	550
STC	
74226B Telephone cable test set	350
Circuit Magnification	
MARCONI	
TF1245/46/47 'Q' Meter with Oscillators	675
Counter Timers	
HEWLETT PACKARD	
5263A Time interval plug-in	60
MARCONI	
TF2414A DC-40 MHz 7 digits	170
TF2422 Frequency divider to 300 MHz	50
RACAL	
9024 10 Hz-600 MHz 7 + 1 digits	325
9059 DC-560 MHz with battery pack	300
9835 DC-15 MHz 6 digits	175
9837 DC-80 MHz 6 digits	245
Function Generators	
HEWLETT PACKARD	
3300A 0.01 Hz-100 kHz sine, square triangular	150
3301 Auxiliary plug-in	
Insulation Testers	
EDGCUMBE	
Metrohm Hi resistance test set	50
Logic Analysers	
HEWLETT PACKARD	
1601 L Logic state analyser 12 channel display	1050
Mains Monitors	
AMPROBE	
LAV3X Mains voltage recorder	45
GEC	
FB31A Surge monitor records mains spikes + filter	85
RUSTRAK	
288 + CT Clamp-on AC recording ammeter	110

Microwave

HEWLETT PACKARD	
X382A Attenuator 'X' band	220
788C Directional detector	145
Modulation Meters	
RADIOMETERS	
AFM1 AM/FM modulation meter	205
Oscilloscopes	
ADVANCE	
OS1000 DC-15 MHz dual trace	295
DYNAMCO	
7200/02/12 DC-15 MHz dual trace D.T.B.	295
HEWLETT PACKARD	
184A + 1801A + 1822A DC-50 MHz system, T.B. and amplifier included, storage facility (storage de-rated please ask for details)	650
1707B20 DC-75 MHz dual trace D.T.B.	780
PHILIPS	
* PM3210 DC-25 MHz Dual Trace	425
TEKTRONIX	
551 DC-24 MHz True dual beam complete with Qty. 2 CA plug-ins and trolley	525
5103N/D15 + 5A18N + 5B12N Storage system 800 div/ms DC-2 MHz	595
7A13 DC-100 MHz differential comparator	350
7B70 Dual time base with 7B71 delayed sweep (for 7000 series)	275
* 536 Mainframe 11 MHz X-Y	100
* 519 1 GHz Real Time. Matching accessories included	
TELEQUIPMENT	
D54 DC-10 MHz dual trace	275
D75 DC-50 MHz dual trace D.T.B. (Portable)	550
D83 DC-50 MHz dual trace D.T.B. (Bench)	575
* D53/CD/G DC-15 MHz Dual Trace with differential amplifier	225
Oscilloscope Probes - Current	
TEKTRONIX	
P6021 AC current probe to 20 MHz	220
Oscilloscope Probes - Voltage	
HEWLETT PACKARD	
1121A 500 MHz	90
TEKTRONIX	
P6046 Differential probe DC-100 MHz	250
Oscilloscope Cameras	
HEWLETT PACKARD	
195A Pack film polaroid	285
198A Pack film polaroid	145
TEKTRONIX	
C30AR Roll film polaroid	130
Power Meters	
HEWLETT PACKARD	
432A/478A 10 MHz-10 GHz wideband with bolometer	350
Power Supplies	
FARNELL	
L30B DC stab variable 30V 1A	60
HEWLETT PACKARD	
6265B DC stab. variable 40V/3 A	195
6269B DC stab. variable 40V/50 A	350
ROBAND	
* T101 50 V 1 A Variable	30
* T111 50 V 5 A Variable	45

Prices from £

SOLARTRON	
* As 751 50 V 1 A Variable	25
STARTRONIC	
* 117 20 V 0.5 A Variable	25
SYSTRON DONNER	
LNG 16-10 16 V/10 A variable	95
Pressure & Displacement Transducers	
ELECTRO MECHANISMS	
LVDT DC linear variable ± 0.50 inches	25
Pulse Generators	
E. H. RESEARCH	
G710 5 V/50 Ω 30 Hz-50 MHz RT 5 ns	100
132AL 50 V/50 Ω 5 Hz-3 MHz RT 12 ns	175
LYONS INSTRUMENTS	
PG2E 10 V/50 Ω 1 Hz-16 MHz RT 10 ns	130
PG2P 10 V/50 Ω 1 Hz-10 MHz RT 5 ns	135
SYSTRON DONNER	
101 10 V/50 Ω 10 Hz-10 MHz RT 5 ns	95
Recorders & Signal Conditioning Equipment	
BRUNO WOELKE	
ME102B Wow and flutter meter	120
ME102C Wow and flutter meter	150
Recorders & Signal Conditioning Equipment	
BRUEL & KJAER	
2305B Stylus Recorder includes 50 db pot	650
HEWLETT PACKARD	
17502A Plug-in for 7100 series recorder temperature module	75
SE LABS	
3006DLT 12 channels UV 6 inch chart	450
A1000 Galvo 600 Hz 0.34 mA/cm	30
MICROMOVEMENTS	
M400 Galvo 300 Hz 50 µA/cm	25
M1000 Galvo 600 Hz 0.34 mA/cm	25
M1600 Galvo 1000 Hz 0.4 mA/cm	25
M8000 Galvo 5 kHz 15.5 mA/cm	25
SIEMENS	
KOMP III 2 pen potentiometric roll chart	575
Signal Sources & Generators	
ADVANCE	
* H1 15 Hz-50 KHz	40
DAWE	
* 410C 0.1 Hz-10 KHz	40
EH RESEARCH	
* 967 Attenuator 25W, 0-40 db	30
HEWLETT PACKARD	
200CD 5 Hz-600 kHz O/P 10 V RMS	75
8693/100 3.7-8.3 GHz 5 mW, sweeper plug-in	525
MARCONI	
* TF791 FM Deviation Meter 4-1024 MHz	95
* TF801D1 10-470 MHz AM, PM	150
* TF885 0-12 MHz Sine/Square	75
* TF995A/2 1.5-220 MHz AM, FM	350

Prices from £

Voltmeters - Analogue	
AIRMEC	
* 264 Millivoltmeter 3 mV-1 V ranges	45
BOONTON	
93A 20 Hz-20 MHz RMS	285
BRADLEY	
CT471C AC/DC/Ω/current multimeter	350
BRUEL & KJAER	
* 2409 2 Hz-200 KHz 100 mV-1000 V ranges	75
DAWE	
* 614C Millivoltmeter 0.3 mV-300 V ranges	25
HEWLETT PACKARD	
427A AC/DC/Ω multimeter	295
3406A 10 kHz-1.2 GHz	395
KEITHLEY	
6108 Electrometer recorder O/P	330
LINSTEAD	
M2B DC/AC 10 Hz-500 kHz	50
MARCONI	
TF2603 AC voltmeter to 1.5 GHz	375
NORMA	
U-Function Dual channel peak/RMS meter	495
PHILIPS	
PM2454B AC voltmeter to 12 MHz	300
Voltmeters - Digital	
ADVANCE	
DMM3 1999 FSD AC/DC/Ω/current	85
DANA	
5230 119999 FSD AC/DC	175
FLUKE	
8300A 119999 FSD DC only	150
HEWLETT PACKARD	
3474/2 99999 FSD AC/DC/Ω	215
SOLARTRON	
A200 19999 FSD DC only	200
A205 19999 FSD AC/DC/Ω	300
Wave Analysers	
GENERAL RADIO	
* 1232A Tuned amplifier and null detector 20 Hz-20 KHz	75
HEWLETT PACKARD	
302A 20 Hz-50 kHz 75 db range	550
WAYNE KERR	
* A321 20 Hz-20 KHz, Sens. -75 db	125
* Equipment added this month	
Redundant Test Equipment	
Why not turn your under-utilized test equipment into cash? Ring us and we'll make you an offer.	
VAT charged at Standard Rate	

Prices from £
475
150
375
225
1250
450
25
75
350
55
130
215
275
550



Contact David Kennedy or Kathy Goodman
01-267 5311/2
Carston Electronics Limited,
Shirley House, 27 Camden Road,
London NW1 9NR. Telex: 23920

note our new telephone number

BIMENCLOSURES



ALL METAL BIMCASES

Red, Grey or Orange 14swg Aluminium removable top and bottom covers. 18 swg black mild steel chassis with fixing support brackets.

BIM 3000
(250x167.5x68.5mm)
£14.58




MINI DESK BIMCONSOLES

Orange, Blue, Black or Grey ABS body incorporates 1.8mm pcb guides, stand-off bosses in base with 4 BIMFEET supplied. 1mm Grey Aluminium panel sits recessed with fixing screws into integral brass bushes.

BIM 1005 (161 x 96 x 58mm) £2.18
BIM 1006 (215 x 130 x 75mm) £3.05

MULTI PURPOSE BIMBOXES



Orange, Blue, Black or Grey ABS with 1mm Grey Aluminium recessed front cover held by screws into integral brass bushes.

1.8mm pcb guides incorporated and 4 BIMFEET supplied.

BIM 4003 (85x56x28.5mm) £1.18
BIM 4004 (111x71x41.5mm) £1.62
BIM 4005 (161x96x52.5mm) £2.19

ALL METAL BIMCONSOLES



All aluminium, 2 piece desk consoles with either 15° or 30° sloping fronts, sit on 4 self-adhesive non-slip rubber feet. Ventilation slots in base and rear.

15° Sloping Panel

BIM7151 (102x140x51[28] mm) £10.67
BIM7152 (165x140x51[28] mm) £11.44
BIM7153 (165x216x51[28] mm) £12.61
BIM7154 (165x211x76[33] mm) £13.82
BIM7155 (254x211x76[33] mm) £15.36
BIM7156 (254x287x76[33] mm) £16.67
BIM7157 (356x211x76[33] mm) £17.58
BIM7158 (356x287x76[33] mm) £18.55


30° Sloping Panel

BIM7301 (102x140x76[28] mm) £10.67
BIM7302 (165x140x76[28] mm) £11.44
BIM7303 (165x183x102[28] mm) £12.61
BIM7304 (254x140x76[28] mm) £13.82
BIM7305 (254x183x102[28] mm) £15.36
BIM7306 (254x259x102[28] mm) £16.67
BIM7307 (356x183x102[28] mm) £17.58
BIM7308 (356x259x102[28] mm) £18.55

Colour Code	Top Panel	Base
A	Off White	Blue
B	Sand	Green
C	Satin Black	Gold

panel for excellent cooling. See latest catalogue for new styles and sizes


LOW PROFILE BIMCONSOLES



Orange, Blue, Black or Grey ABS body has ventilation slots as well as 1.8mm pcb guides and stand-off bosses in base. Double angle recessed front panel with 4 fixing screws into integral brass bushes. 4 BIMFEET supplied.

BIM 6005 (143 x 105 x 55.5 [31.5] mm) £2.37
BIM 6006 (143 x 170 x 55.5 [31.5] mm) £3.08
BIM 6007 (214 x 170 x 82.0 [31.5] mm) £4.12

ABS & DIECAST BIMBOXES

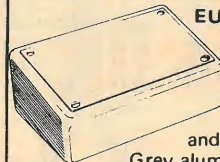


6 sizes in ABS or Diecast Aluminium. ABS moulded in Orange, Blue, Black or Grey. Diecast Aluminium in Grey Hammertone or Natural. All boxes incorporate 1.8mm pcb guides, stand-off supports in base and have close fitting flanged lids held by screws into integral brass bushes (ABS) or tapped holes (Diecast).

	ABS	Diecast	Hammertone	Natural
(50x50x31mm)	N/A	BIM5001/11	TBA	£1.02
(100x50x25mm)	BIM2002/12	£0.96	BIM5002/12	£1.19
(112x62x31mm)	BIM2003/13	£1.13	BIM5003/13	£1.78
(120x65x40mm)	BIM2004/14	£1.35	BIM5004/14	£2.24
(150x80x50mm)	BIM2005/15	£1.52	BIM5005/15	£2.84
(190x110x60mm)	BIM2006/16	£2.37	BIM5006/16	£3.33

Also available in Grey Polystyrene with no slots and self-tapping screws
BIM 2007/17 (112x61x31mm) £1.00

EUROCARD BIMCONSOLES



Orange, Blue, Black or Grey ABS body accepts full or 1/2 size Eurocards, with bosses in the base for direct fixing. 1.8mm wide pcb guides incorporated and 4 BIMFEET supplied. 1mm Grey aluminium lid sits flush with body top and held by 4 screws into integral brass bushes.

BIM 8005 (169x127x70[45] mm) £4.12
BIM 8007 (243x187x103[66] mm) £6.10

BIMTOOLS + BIMACCESSORIES



MAINS BIMDRILLS


Small, powerful 240V hand drill complete with 2 metres of cable and 2 pin DIN plug. Accepts all tools with 1mm, 2mm or .125" dia. shanks. Drills brass, steel, aluminium and pcb's. Under 250g, off load speed 7500 rpm. Orange ABS, high impact, fully insulated body with integral on/off switch £10.53

Mains Accessory Kit 1 includes 1mm, 2mm, .125" twist drills, 5 burrs and 2.4mm collet £2.48

Mains Kit 2 includes Mains BIMDRILL as above, 20 assorted drills, mops, burrs, grinding wheels and mounted points, 1mm, 2mm, 2.4mm and .125" collets. Complete in transparent case measuring 230x130x58mm £22.14

BIMDAPTORS

Allows pcb's to be flat mounted sandwich fashion in BIMBOXES, BIMCONSOLES, and all other enclosures having 1.5mm wide vertical guide slots. One plastic BIMDAPTOR on each corner of pcb(s) enables assembly to be simply slid into place. 54mm long, 10 slots on 5mm spacing and can be simply snapped off to length. £1.08 per pack of 25.



BIMFEET



11mm dia. 3mm high, grey rubber self-adhesive enclosure feet. £0.77 per pack of 24

12 VOLT BIMDRILLS

2 small, powerful drills easily hand held or used with lathe/stand adaptor. Integral on/off switch and 1 metre cable.

Mini BIMDRILL with 3 collets up to 2.4mm dia. £ 8.10
Major BIMDRILL with 4 collets up to 3mm dia. £13.60

Accessory Kits 1 have appropriate drills and collets as above plus 20 assorted tools. Mini Kit 1 - £15.12, Major Kit 1 - £19.44. Accessory Kits 2 have appropriate drills, collets plus 40 tools and mains-12V dc adaptor. Mini Kit 2 - £34.02, Major Kit 2 - £39.42. Accessory Kits 3 as appropriate Kits 2 plus stand/lathe unit. Mini Kit 3 - £45.36, Major Kit 3 - £50.76.


BIMPUMPS



2 all metal desoldering tools provide high suction power and have easily replaceable screw in Teflon tips. Primed and released by thumb operation with in-built safety guard and anti-recoil system.

BIMPUMP Major (180mm long) £7.99
BIMPUMP Minor (150mm long) £6.80

BIMIRONS




Type 30 General Purpose 27 watt iron with long life, rapid change element, screw on tip, stainless steel shaft and clip on hook. Styled handle with neon. £4.05

Type M3 Precision 17 watt iron, quick change tip, long life element, styled handle with clip on hook. £4.43

BIMBOARDS



DIL COMPATIBLE BIMBOARDS



Accept all sizes (4-50 pin) of DIL IC packages as well as resistors, diodes, capacitors and LEDs. Integral Bus Strips up each side for power lines and Component Support Bracket for holding lamps, switches and fuses etc. Available as single or multiple units, the latter mounted on 1.5mm thick black aluminium back plate which stand on non slip rubber feet and have 4 screw terminals for incoming power.

BIMBOARD 1 has 550 sockets, multiple units utilising 2, 3 and 4 BIMBOARDS incorporate 1100, 1650 and 2200 sockets, all on 2.5mm (0.1") matrix.

BIMBOARD 1 £ 8.83
BIMBOARD 2 £21.01
BIMBOARD 3 £29.84
BIMBOARD 4 £38.79

DESIGNER PROTOTYPING SYSTEM

1, 2, or 3 BIMBOARDS mounted on BIM 6007 BIMCONSOLE with Integral Power Supply (± 5 to ± 15 Vdc @ 100mA and fixed +5Vdc @ 1A) All O/P's fully isolated. Short circuit and fast fold back protection. Power rails brought out to cable clamps that accept stripped wire or 4mm plug.

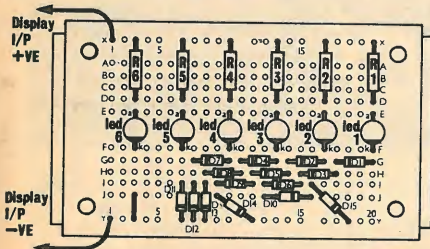
DESIGNER 1 £55.62
DESIGNER 2 £61.02
DESIGNER 3 £66.42

THREE FOR FREE FROM CSC



ELECTRONICS BY NUMBERS LED BAR GRAPH UNIVERSAL INDICATOR

Now using **EXPERIMENTOR BREAD-BOARDS** and following the instructions in "Electronics by numbers" ANYBODY can build electronic projects. Look at the diagram and select R1, this is a resistor with a value between 120 to 270 ohm. Plug it into holes X20 and D20, now take LED 1 and plug it into holes E20 and F20. Do the same with the Diodes e.g. plug D7 into holes G7 and G10.



YOU WILL NEED

- EXP- ANY EXPERIMENTOR BREAD-BOARD
- D1 to D15 - Silicon Diodes (such as 1N914)
- R1 to R6 - From 120-270 ohm resistors. 1/4 watt.
- LED1 to LED6 - Light emitting diodes.

LED BAR GRAPHS are replacing analogue meters as voltage-level indicators in many instances.

This circuit uses the forward voltage drop of diodes to determine how many LEDs light up. Any type of diode can be used but you must use all the same type. For full working details of this circuit fill in the coupon. If you have already built the Two-transistor Radio and the Fish'n'cliks projects you will find that you can reuse the components from these projects to build other projects in the series.

FILL IN THE COUPON AND WE WILL SEND YOU FREE OF CHARGE FULL COPIES OF "ELECTRONICS BY NUMBERS" PROJECTS No 1, No 2 and No 3.

PROTO-CLIP TEST CLIPS.

Brings IC leads up from crowded PC boards. Available plain or with cable with clips at one or both ends.



- PC - 16 pin. £2.75.
- PC - 16 pin with cable. £6.00.
- PC - 16 with cable and 16 pin clips at both ends. £10.25.



Europe, Africa, Mid-East: CSC UK LTD. Unit 1, Shire Hill Industrial Estate, Saffron Walden, Essex CB11 3AQ. Telephone: SAFFRON WALDEN 21682. Telex: 817477.

EXPERIMENTOR BREADBOARDS.


No soldering modular breadboards, simply plug components in and out of letter number identified nickel-silver contact holes. Start small and simply snap-lock boards together to build breadboard of any size.

All EXP Breadboards have two bus-bars as an integral part of the board, if you need more than 2 buses simply snap on 4 more bus-bars with the aid of an EXP.4B.


EXP.325. The ideal breadboard for 1 chip circuits. Accepts 8,14,16 and up to 22 pin IC's. **ONLY £1.60.**




EXP.350. £3.15. 270 contact points with two 20-point bus-bars.



EXP. 300. 550 contacts with two 40-point bus-bars. **£5.75.**



EXP. 650 for Micro-processors. **£3.60.**




EXP 4B. More bus-bars. **£2.30.**




ALL EXP.300 Breadboards mix and match with 600 series.

PROTO-BOARDS.

THE ULTIMATE IN BREADBOARDS FOR THE MINIMUM COST. TWO EASILY ASSEMBLED KITS.



PB.6 Kit, 630 contacts, four 5-way binding posts accepts up to six 14-pin Dips. **PROTO-BOARD 6 KIT. £9.20.**



PB.100 Kit complete with 760 contacts accepts up to ten 14-pin Dips, with two binding posts and sturdy base. Large capacity with Kit economy. **PROTO-BOARD 100 KIT £118.00.**

HOW TO ORDER AND RECEIVE FREE COPY OF TWO-TRANSISTOR RADIO PROJECT, FISH'N'CLIKS AND LED BAR GRAPH.

CSC UK LTD. Unit 1, Shire Hill Industrial Estate, Saffron Walden, Essex CB11 3AQ.

It's easy. Give us your name and full postal address, in block capitals. Enclose cheque, postal order or credit card number and expiry date. OR telephone 0799 21682 and give us your Access, American Express or Barclaycard number and your order will be in the post that night.

EXPERIMENTOR BREADBOARDS.	CONTACT HOLES.	IC CAPACITY 14 PIN.DIP.	UNIT PRICE INCLUDING POSTAGE AND V.A.T.
EXP. 325	130	1	£ 2.53
EXP. 350	270	3	£ 4.21
EXP. 300	550	6	£ 7.29
EXP. 650	270	use with 0.6 pitch Dip's Bus-Bar Strip	£ 4.69
EXP. 4B.	Four 40 Point Bus-Bars		£ 3.29
TEST CLIPS			
PC. 16.			£ 3.78
PC. 16-18.			£ 7.56
PC. 16-18 Dual Clip.			£12.15
PROTO-BOARDS.			
PB. 6.	630	6	£11.01
PB. 100.	760	10	£13.82

NAME

ADDRESS

DEPT. 7T



FILL IN COUPON & RECEIVE FREE COPY OF ELECTRONICS BY NUMBERS PROJECTS Nos 1, 2 AND 3

WW - 021 FOR FURTHER DETAILS

Number 1...

NEW! Cassette copiers from PENTAGON

Simple operation — fully automatic 16 times speed. Choice of one or three copies. C32/34 — outproduces all other makes — 75 C60 per hour. Budget price from **£587 + VAT.**



Model C-1—Mono
Model C-4—Stereo



AURATONE




Model C32S—Mono
Model C23S—Stereo

The amazing 5C Super Sound Cube. Used in virtually every major studio as a secondary monitoring source. Ideal for mobile and portable applications. Only 6" x 6" but it sounds enormous! only **£38** per pair + VAT.

...for Professional...


ITAM 882

New Stereo Mixer, built to a specification not a price! Ultra low noise, +8 direct outputs, 2 outputs with VU meters, 2 limiters. XLR mic inputs (balanced). 3 band EQ + mid sweep. **£395 + VAT**



OTARI DP4050 OCF IN CASSETTE DUPLICATOR

Now with 3¾ + 7½ master capability and Ferrite heads. Duplicates 6 cassettes each run at 8 times speed. Over 80 stereo C60 per hour. Unquestionably the finest in cassette copiers available from the world's largest duplicator manufacturer.



...Equipment.

AMPEX ATR-700

Now every studio can afford legendary Ampex performance and reliability. Fully professional specification including balanced inputs/outputs. Cannon connectors, variable tape speed, sel sync. The price will fit this year's budget, not next year's! Sole distribution by ITA.



ORBAN from USA

Dual channel multispring reverb unit. Each channel features four springs — far smoother than single spring systems. "Twang" and "boing" are virtually eliminated by incorporating a floating threshold limiter. Bass, mid-range EQ and bandwidth controls. The best compact reverb unit available.

ITA

1-7 Harewood Avenue, Marylebone Road, London, NW1
Tel. 01-724 2497. Telex: 21879

SUPER RANGE AUTO/STANDBY INVERTERS

Introducing our new CRA range of automatic standby inverter units. Assembled in aluminium instrument cases with rexine covered top.

Features Include

All silicon transistors — Separate driver and output transformers — Choice of models providing 240v off load or 110v off load AC outputs — Frequency choice of models for 50Hz or 60Hz outputs (both + — 5% typical) — Built-in battery charger model, choice of either 12v, 24v, 48v dc 500ma — Square-Wave Output Standard or optional filtered output available — DC line Fused — Rubber 13-amp type mains output socket panel fused — Switchover from mains to inverter supply automatic and almost instantaneous — Automatic control relays designed to only fail in safe modes — Red panel indicator shows mains on — Green panel indicator shows inverter on — Designed for very cool operation — 2-year guarantee.

OPERATION

Simply connect to front panel 13-amp rubber socket any equipment you require to operate permanently from the normal mains supply or built in inverter supply, connect the polarity coloured leads to a suitable battery source and finally plug in the mains cable with 13-amp plug fitted to your normal mains supply socket — you're never need to be in the dark again.

CRA/1—Cased 10" x 8" x 4" 150 watts	£50.40
CRA/2—Cased 10" x 8" x 4" 200 watts	£62.60
CRA/3—Cased 10" x 8" x 4½" 250 watts	£74.00
CRA/4—Cased 12" x 8" x 4½" 300 watts	£85.00
CRA/5—Cased 12" x 8" x 5" 400 watts	£106.00
CRA/6—Cased 12" x 8" x 5" 500 watts	£138.00
CRA/7—Cased 12" x 8" x 6" 700 watts	£182.20

ORDER DETAILS

State input/output voltage required
State 50Hz or 60Hz inputs/outputs
Filtered output available at 20% extra

TRANSISTORISED DC TO AC INVERTERS

12v-24v-48v dc input models
110v or 240v AC off load
output models
Square-wave output or
optional filtered models
Frequency 50Hz or 60Hz models
(± 5% typical)



All silicon power transistors
Separate driver and output
transformers
Designed for cool continuous
operation
Aluminium ventilated cased units
DC input fused

12v dc inputs / 110v or 240v outputs 50Hz or 60Hz	
N12/A—8"x6"x6" 40 watts	£18.00
N12/B—8"x6"x6" 60 watts	£23.20
N12/C—8"x6"x6" 100 watts	£28.10
N12/D—8"x6"x6" 150 watts	£34.50
N12/E—8"x6"x6" 200 watts	£42.00
N12/F—8"x6"x6" 250 watts	£50.60
N12/G—8"x6"x6" 300 watts	£58.00
N12/H—10"x8"x6" 400 watts	£69.80

Filtered waveform models available at 15% extra.

24v dc inputs / 110v or 240v outputs 50Hz or 60Hz	
N24/A—8"x6"x6" 40 watts	£19.20
N24/B—8"x6"x6" 100 watts	£29.80
N24/C—8"x6"x6" 150 watts	£36.00
N24/D—8"x6"x6" 200 watts	£44.00
N24/E—8"x6"x6" 250 watts	£52.50
N24/F—8"x6"x6" 300 watts	£60.00
N24/G—10"x8"x6" 400 watts	£71.40
N24/H—10"x8"x6" 500 watts	£83.00
N24/I—12"x8"x8" 700 watts	£101.00
N24/J—12"x8"x8" 1000 watts	£150.00

Filtered waveform models available at 15% extra.

48v dc inputs / 110v or 240v outputs 50Hz or 60Hz	
N48/A—8"x6"x6" 50 watts	£20.00
N48/B—8"x6"x6" 100 watts	£31.60
N48/C—8"x6"x6" 150 watts	£37.00
N48/D—8"x6"x6" 200 watts	£45.00
N48/E—8"x6"x6" 250 watts	£54.00
N48/F—8"x6"x6" 300 watts	£62.00
N48/G—10"x8"x6" 400 watts	£73.00
N48/H—10"x8"x8" 500 watts	£86.00
N48/I—12"x10"x8" 700 watts	£112.00
N48/J—12"x10"x8" 1000 watts	£160.00
N48/K—12"x10"x10" 1500 watts	£210.00

Filtered waveform models available at 15% extra.

Please add £5.00 carriage per unit U.K. overseas at cost
Delivery 10 to 21 days subject to availability — Cased sizes subject to variations
Callers strictly by appointment — Telephone enquiries 01-736 0685

ELECTROVANCE

P.O. BOX 191, LONDON SW6 2LS

WW—025 FOR FURTHER DETAILS

...and now No.3!

This third book in Wireless World's popular series will be welcomed by all concerned with designing, using and understanding electronic circuits. It comprises information previously included in the third ten sets of Wireless World's highly successful Circards — regularly published cards giving selected and tested circuits, descriptions of circuit operation, component values and ranges, circuit limitations, modifications, performance data and graphs. The book follows on from Circuit Designs Nos. 1 and 2. It is magazine size in hard cover and contains ten sets of Circards plus additional information and an explanatory introduction. Like its predecessors, it may soon be difficult to obtain, so you are advised to order your copy without delay.

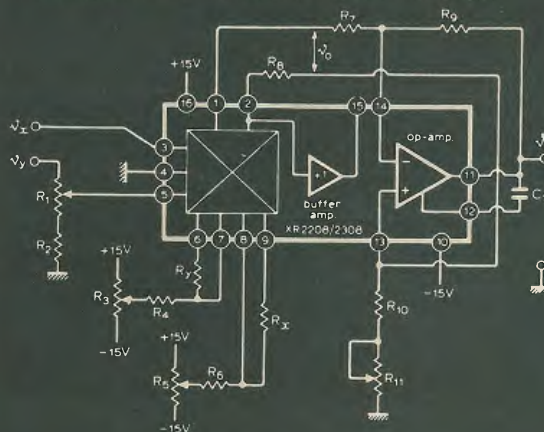
Voltage to frequency converters.
Amplitude modulators.
Reference Circuits.
Voltage regulators.
RC oscillators — part 1.
RC oscillators — part 2.
C.M.O.S. — part 1.
C.M.O.S. — part 2.
Analogue multipliers.
R.m.s./log./power law circuits.

circuit designs

3

Collected Circards

PWilliams/JCarruthers/JHEvans/JKinsler



A WIRELESS WORLD PUBLICATION

A book from

wireless world

General Sales Department, IPC Business Press Ltd.,
 Room CP34, Dorset House, Stamford Street, London SE1 9LU.

ORDER FORM

To: General Sales Department,
 IPC Business Press Limited, Room CP34, Dorset House,
 Stamford Street, London SE1 9LU.


Please send me.....copy s of
 Circuit Designs — Number 3 at £14.50 each
 inclusive. I enclose remittance value £.....
 (cheques payable to IPC Business Press Ltd.)

NAME.....
 (please print)
 ADDRESS.....

Company registered in England and a subsidiary of Reed International Ltd.
 Registered No. 677128. Regd. office: Dorset House, Stamford Street,
 London SE1 9LU.

WW7

Greenwood Electronics offer you six different de-solder tools for all applications



ORYX SR-2
High power de-solder tool with anti-recoil safety spring.

ORYX SR3A/S
Mini-silver de-solder tool. A more powerful version of the SR3A.

ORYX SR3A
Mini-orange. Our most popular model, the industry's standard tool.

The NEW ORYX SR3A/Micro
Identical to the SR3A but has a finer nozzle - only 1.5mm internal diameter.


The Micro-Mini SR6
Only 1/2" diameter. Weighs only 1 oz - the smallest, really effective de-solder tool available.

ORYX 881
Bulb Solder Sucker. Handy, lightweight and easy to use.

Greenwood Electronics

Portman Road, Reading, Berks. RG3 1NE Tel: (0734) 595844 Telex: 848659

WW - 091 FOR FURTHER DETAILS



for all demagnetising problems

LEEVERS - RICH
have the answer

LR70 for tapes
up to 8 1/4 Dia and 1" wide

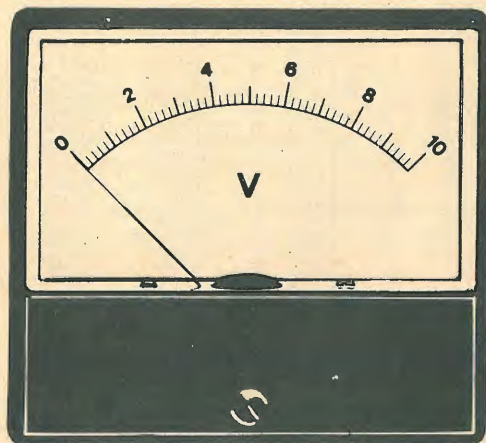
LR71 for tapes
up to 11 1/2 Dia and 1" wide

LR72 Han-d-mag for
demagnetising heads and
tape path components

LEEVERS - RICH EQUIPMENT LTD 319 Trinity Road, Wandsworth, London SW18 3SL Tel: 01-874 9054 Telex: 92355

WW - 058 FOR FURTHER DETAILS

METER PROBLEMS?



137 Standard Ranges in a variety of sizes and stylings available for 10-14 days delivery. Other Ranges and special scales can be made to order.

Full Information from:

HARRIS ELECTRONICS (London)

138 GRAYS INN ROAD, W.C.1 Phone: 01/837/7937


WW - 039 FOR FURTHER DETAILS

Tecknowledgery for sale.

The Mark III FM Tuner

DIY Hi-Fi will never seem the same again. Ambit's Mark III tuner system is electrically & visually superior to all others. Some options available, but the illustrated version with reference series modules: £149.00 + £18.62 VAT

With Hyperfi Series modules £185.00 + £23.12



ALL TUNER KITS £3 carriage

Features of the system:

- * Precision construction & design of all parts
- * Time/frequency display
- * State of the art performance with facilities for updates, using modular plug in systems.
- * Deviation level calibrator for recording
- * All usual tuner features

Digital Dorchester All Band Broadcast Tuner: LW/MW/SW/SW/FM stereo

A multiband superhet tuner, constructed using a single IC for RF/IF processing - but with all features you would expect of designs of far greater complexity. The FM section uses a three section (air gang) tuned FET tunerhead, with ceramic IF filters and interstation mute; AM employs a double balanced mixer input stage, with mechanical IF filters - plus a BFO and MOSFET product detector for CW/SSB reception. Styled in a matching unit to the Mark III FM only tuner, employing the same degree of care in mechanical design to enable easy construction. MW/LW reception via a ferrite rod antenna.

Electronics only (PCB and all components thereon) £33.00 + £4.12 VAT
 Complete with digital frequency readout/clock-timer hardware £99.00 + £12.37 VAT
 Complete with MA1023 clock/timer module with dial scale £66.00 + £8.25 VAT
 Hardware packages are available separately if you wish to house your own designs in a professional case structure. Please deduct the cost of electronics from complete prices.

LW/MW FM LCD Digital Frequency Display - July PW feature

Update your old radio, or build this into a new design. Or use it as a servicing aid - this low power unit with LCD display reads direct frequency in kHz/MHz, or with usual AM/FM IF offsets for received frequency. Low power LCD means no RF! - 15-20mA at 9v even with the divide by 100 prescaler. FM resolution is 100kHz, AM 1kHz. Sensitivities better than 10mV

Complete kit £19.50 +*£1.56 VAT. Built and tested version £24.00 +*£1.92 VAT
 Various other DFM systems described in our catalogue part 2 - including a one chip solution to providing digital display of FRG7 kHz dial, combined with clock/timers etc.



PW SANDBANKS PI METAL LOCATOR

Maintaining our professional approach to home constructor kits, we offer the pulse induction 'Sandbanks'. Now with injection molded casing for greatly improved environmental sealing. £37.00+*£2.96vat.

VHF MONITOR RX WITH PLESSEY IC

4/9 channel version of the PW design - but using standard 3rd OT crystals, and TOYO 8 pole crystal filter with matching transformers. Coil sets from our standard range to cover bands from 40 to 200MHz. Complete module kit £31.25 +£3.90vat.

ETI - REMCON RADIO CONTROL

A tried and tested RC system with a full set of supporting hardware from a well known manufacturer. Please send for details - and watch our ads for further news of developments in RC products.

Radio and Audio Modules : The biggest range/ best specs:

EF5801/3/4 6 stage varicap tunerheads with LO feed and various levels of sophistication. New 5804 include pin AGC loop 'on board'. 5801:£17.45+£2.18vat - 5803:£19.75+£2.47vat - 5804:£24.95+£3.18vat. Frequencies in 40-180MHz on approx.
 EF5402 4 stage varicap with TDA1062, compound FET/Bipolar input stage, low noise, balanced mixer, pin age, osc output. A worthy successor to the 5400. £10.75+£1.34vat
 The 5402 is available centred on a wide range of frequencies from 30MHz to 180MHz. Non standard units £14.75+£1.84 - 3 weeks.
 8319 4 stage varicap tunerhead from Larsholt using MOSFET RF and mixer stages. New temperature compensated oscillator for wide ranges of ambient temperature £13.45+£1.68vat
 7252 Complete Larsholt FM tuner less stereo decoder. £26.50+£3.31vat
 7253 Stereo FM tuner from Larsholt with FET head. (as 7252)
 944378 Hyperfi stereo decoder. The very best. £19.95+£2.19vat
 911223 Pilot cancel stereo decoder, priced to make the MC1310 as obsolete as it now deserves to be. £12.50+£1.56vat
 Inotec 1-A fully DC tuned and switched LW/MW/FM stereo tuner to interface with synthesiser control etc. A first! Details OA.

COMPONENTS for Radio and Audio ICs, HMOS etc.

The list is too long to attempt here, but AMBIT specializes in all types of semiconductor for radio reception, including devices operating from DC to 5GHz. New low cost SBL1 diode ring mixers (equiv case MD108 etc) - first with HMOS fets, now with a PCB for DC amplifier, and offset sense and protection relay for speakers. See catalogue and updates for most info, please send an SAE for information on anything you cannot find in catalogues.

Radio ICs	cost +vat	Stereo ICs	cost +vat	AF power ICs	cost +vat
CA3089E	1.94 24	MC1310P	1.50 19	LM380N	1.00 12
CA3189E	2.45 30	uA758	2.20 27	TBA810AS	1.09 14
HA1137W	2.20 27	CA3090A	2.75 34	TDA2002	1.95 24
SN76660	0.75 9	HA1196	3.95 49	TBA820M	0.75 9
TDA1090	3.35 42	HA11223	4.35 54		
TDA1083	1.95 24	KB4437	4.35 54		
TDA1220	1.40 17	KB2224	2.75 34		
SL6640	2.75 34				
MC3357	3.12 39				
HA1197W	1.40 17				
MC1496	1.25 16				
LM373/4	3.75 49				

From the general list:
 LEDs: all colours and low prices
 2SJ48/2SK134 HMOS 9.90 +£0.80 vat(Pair)
 Signal fets/transistors and TOKO COILS & FILTERS!

OSTS: Remember all OSTs stocks are obtained from BS9000 approved sources - your assurance that all devices are very best first quality commercial types. Some LPSN TTL is presently in great demand, so please check by phone before ordering.

TTL Standard AND LP Schottky

All prices listed in pence *

'N'	'LSN'	'N'	'LSN'	'N'	'LSN'	'N'	'LSN'	'N'	'LSN'
7400	13	20	7455	35	24	74126	57	44	74185
7401	13	20	7460	17	24	74128	74		74188
7402	14	20	7463		124	74132	73	78	74190
7403	14	20	7470	28		74133		29	74191
7404	14	24	7472	28		74136	40	40	74192
7405	18	26	7473	32	38	74138	60	60	74193
7406	38		7474	27	38	74139	60	60	74194
7407	38		7475	38	40	74141	56		74195
7408	17	24	7476	37	38	74142	265		74196
7409	17	24	7478	38	38	74144	312		74197
7410	15	24	7480	48	38	74145	65		74198
7411	20	24	7481	86		74146	97		74199
7412	17		7482	69		74147	175		74200
7413	30		7483A		110	74148	109	191	74201
7414	51		7484	97		74150	99		74202
7415	30	24	7485	104	99	74151	64	84	74203
7416	30		7486		40	74153	64	54	74204
7417	30		7489	205	90	74154	96		74205
7420	16	24	7490	33	90	74155	54	110	74208
7421	29	24	7491	76	110	74156	80	110	74209
7422	24	24	7492	38	78	74157	67	65	74260
7423	27		7493	32	99	74158	67		74261
7425	27		7494	78		74159	210		74266
7426	36	27	7495A	65	99	74160	82	130	74273
7427	27	29	7496	58	120	74161	92	78	74275
7428	35	32	7497	185		74162	92	130	74279
7430	17	24	74100	119		74163	92	78	74283
7432	25	24	74104	63		74164	104	130	74290
7433	40	32	74105	62		74165	105		74293
7437	40	24	74107	32	38	74166			74295
7438	33	24	74109	63	38	74167	20		74298
7440	17	24	74110	54	54	74168			74324
7441	74		74111	68		74169		200	74325
7442	70	99	74112		38	74170	230	200	74326
7443	115		74113		38	74172	625		74327
7444	112		74114		38	74173	170		74352
7445	94		74116	198		74174	87		74353
7446	94		74118	83		74175	97	110	74354
7447	82	89	74119	119		74176	75		74367
7448	56	99	74120	115		74177	78		74368
7449	56	99	74121	25		74180	85		74369
7450	17		74122	46	57	74181	165	350	74368
7451	17	24	74123	48	73	74182	160		74373
7453	17		74124		137	74183		210	74374
7454	17	24	74125	38	44	74184	135		74375

CD4000 CMOS

IMPORTANT: ALL OSTs PRICES EXCLUDE VAT - CURRENTLY 8% - BUT MAY BE CHANGED BY THE TIME YOU READ THIS. PLEASE REMEMBER TO ADD VAT, and 25p POSTAGE !!

4000	17p	4059	563p	4522	149p
4001	17p	4060	115p	4527	157p
4002	17p	4063	109p	4528	102p
4006	109p	4066	53p	4529	141p
4007	18p	4067	400p	4530	90p
4008	80p	4068	25p	4531	141p
4009	58p	4069	20p	4532	125p
4010	58p	4070	20p	4534	614p
4011	17p	4071	20p	4536	380p
4012	17p	4072	20p	4538	150p
4013	59p	4073	20p	4539	110p
4014	95p	4074	20p	4541	110p
4016	52p	4075	20p	4543	174p
4017	80p	4076	90p	4549	399p
4018	80p	4077	20p	4553	440p
4019	60p	4078	20p	4554	153p
4020	93p	4081	20p	4556	77p
4021	82p	4082	20p	4557	386p
4022	90p	4085	82p	4558	117p
4023	17p	4086	82p	4559	398p
4024	75p	4089	150p	4560	218p
4025	17p	4093	50p	4561	65p
4026	180p	4094	190p	4562	530p
4027	55p	4096	105p	4566	159p
4028	72p	4097	372p	4568	281p
4029	100p	4098	110p	4569	303p
4030	58p	4099	122p	4572	25p
4031	250p	4100	161p	4573	60p
4032	100p	4101	90p	4581	319p
4033	145p	4102	90p	4582	164p
4034	200p	4103	90p	4583	84p
4035	120p	4174	104p	4584	63p
4036	250p	4175	95p	4585	100p
4037	100p	4194	95p		
4038	105p	4501	23p		
4039	250p	4502	91p		
4040	80p	4503	69p		
4041	90p	4506	51p		
4042	85p	4507	55p		
4043	85p	4508	248p		
4044	80p	4510	99p		
4045	150p	4511	149p		
4046	130p	4512	98p		
4047	90p	4513	206p		
4048	60p	4514	280p		
4049	55p	4515	300p		
4050	55p	4516	125p		
4051	65p	4517	382p		
4052	65p	4518	103p		
4053	65p	4519	57p		
4054	120p	4520	109p		
4055	135p	4521	236p		

Micromarket

8216	1.95	2114	£10
8224	3.50	2708	£
8228	4.78		
8251	6.25		
8255	5.40		
8255	3.65		
MEMORIES			
2102	£1.70		
2112	£3.40		
2513	£7.54		
4027	£5.78		

Development
 MEK6800 £220
 TK80 £306
 AMI, Signetics
 TI, Intersil
 Harris etc. OA

MISC. LSI/Scalars/DVMs

NE555	30p	NE556	78p	NE558	180p
LM3909	72p	95H90DC	£320MHz	7.80p	
11C90DC	£650MHz	£14.00			
ICM72168PI	8 decade 10MHz DFM/timer with direct LED drive and all counter features	£19.82			
ICM7217AIB1	4 decade programmable cntr.	£4.90			
ICM7207	clock pulse generator IC	£9.55			
ICM7208	7 decade counter/display driver	£14.95			
ICM7106CP	LCD DVM IC (3 1/2 digit)	£9.55			
ICM7106CPK	LCD DVM KIT	£24.80			
ICM7107CP	LCD DVM IC	£9.55			
ICM7107CPK					

IQXO-100 SERIES LOW PROFILE CRYSTAL CLOCK OSCILLATORS



- Hermetically sealed metal package
- DIL compatible
- 20.70L x 13.08W x 5.08H (mm)

The frequency range 600 Hz to 30 MHz is covered by both CMOS (600 Hz - 8 MHz) and TTL (150 KHz - 30 MHz) types having an overall tolerance of $\pm 0.01\%$ from 0 to +70°C. For more stringent requirements, $\pm 0.01\%$ from -55 to +125°C is available.


Many frequencies can be supplied from stock.



INTERFACE QUARTZ DEVICES LTD

29 Market Street, Crewkerne, Somerset TA18 7JU
Crewkerne (0460) 74433 Telex 46283 infac g

WW - 094 FOR FURTHER DETAILS



TYPE 217 DUAL POWER SUPPLY £86.22 + £2.50 car. & ins.

CONSTANT VOLTAGE or CONSTANT CURRENT
+ 0-20V and -0-20V or 0-40V @ 0-750mA

- Digital monitoring of either voltage or current
- Independent setting of positive or negative voltages and currents
- Constant voltage / constant current mode indicators

Other value-for-money products include:

- Filter oscillators, function generators
- Frequency meter, Counter Timers
- Off-air standard, DPMs & Bar-type meters

OMB ELECTRONICS

Riverside, Eynsford, Kent DA4 0AE

Telephone: Farningham (Code 0322) 863567

Prices (which are CWO, ex Vat) are correct at time of going to press and subject to change without notice

WW - 023 FOR FURTHER DETAILS

WHY BUY A MICRO-COMPUTER FROM

PETALECT ELECTRONIC SERVICING LTD.

BECAUSE

- 1) Established company trading since 1971
- 2) Electronic servicing is our speciality
- 3) We have in house programmers / systems analysts
- 4) We have our own service engineers
- 5) We will demonstrate the PET at your premises
- 6) We can customise the PET to your requirements
- 7) We can arrange finance
- 8) We offer, after the three-month warranty, a service contract from £69.50
- 9) You benefit from our experience of having sold over 250 micro-computers to industrial, educational and business, personal users.
- 10) We specialise in programs and interfaces for weighing applications for average weight control and counting, etc.

8K £550.00 + VAT
16K £675.00 + VAT
32K £795.00 + VAT

New Large Keyboard 'PETS' Now in Stock



All 'PETS' sold with a Basic Tutorial Tape
In our showroom we sell Books, Programs, etc.

Also available:

24K Memory Expansion Boards (disk-compatible), only £320 + VAT
PET-compatible dual floppy disk unit with advanced operating system, only £840 + VAT
Large Extension Keyboard for the PET £89.50 + VAT
Telephone for complete system prices : Wide Range of Printers Available

If you require any more information or demonstration regarding the PET 2001/8 or any associated equipment, programs, etc., please contact Mr. P. J. A. Watts or Mr. D. W. Randall at:


PETALECT ELECTRONIC SERVICES LTD
33/35 Portugal Road, Woking, Surrey
Tel. Woking 69032/68497

Shop at:
PETALECT
Chertsey Road, Woking, Surrey
Tel. Woking 20727/23637

Digital accuracy. Analogue price!

The new Fluke 8022A DMM now offers the best
of both worlds at only

£89



CRISP LCD DISPLAY

Automatic polarity indication plus auto-zeroing
BT Low battery indications when 20 hours remain.

6 RESISTANCE RANGES

200 Ω to 20M Ω In-circuit test of semi-conductor junctions available on 3 ranges.

8 CURRENT RANGES

From 2mA to 2A AC or DC.
10A Current SHUNT available.

10 VOLTAGE RANGES

200mV-1000V DC
or 750V AC.

POCKET SIZE

Lightweight unit only
370gms

FULL OVERLOAD PROTECTION

Will withstand 6kV spikes.

RUGGED CASE

Meets tough mil-Specs - virtually
indestructible.

It's true! The 8022A brings you digital precision and ruggedness—at analogue prices, from the world leader in digital multimeters.

Featuring the Fluke in-line pushbutton concept for easy single handed operation this pocket sized lightweight meter has a 0.25% DC accuracy, incorporates a custom designed CMOS chip for low power consumption and offers a full two year warranty.

For only £89.00 you can now hold the world of measurement in the palm of your hand.

FLUKE No.1 in DMM's

Fluke International Corporation, Colonial Way, Watford, Herts. WD2 4TT. Telephone: (0923) 40511. Telex: 934583

Also available from ITT Instruments Services, Harlow, Essex.

Northern Ireland and Eire contact Euro Electronic Instruments, 32 Brews Hill, Mavan, County Meith, Eire.

8022A Checklist

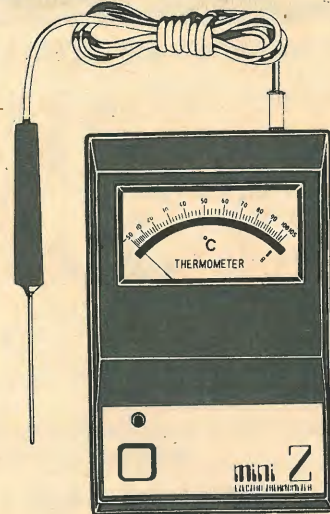
Whether you are buying your first multimeter or moving up to digital from analogue, check these features against your existing meter.

	?	8022A
FULL 2 YEAR WARRANTY.	<input type="checkbox"/>	<input checked="" type="checkbox"/>
1 YEAR GUARANTEED ACCURACY FROM 18°C to 28°C.	<input type="checkbox"/>	<input checked="" type="checkbox"/>
DROP PROOF! Meets tough Mil-Spec tests for shock & vibration.	<input type="checkbox"/>	<input checked="" type="checkbox"/>
10 times better Accuracy than most analogue meters.	<input type="checkbox"/>	<input checked="" type="checkbox"/>
Single handed operation.	<input type="checkbox"/>	<input checked="" type="checkbox"/>
USER PROTECTION! Recessed input jacks and new Fluke designed safe test leads.	<input type="checkbox"/>	<input checked="" type="checkbox"/>
PROTECTED THREE WAYS against accidental over-voltage, over-current and transient to 6kV.	<input type="checkbox"/>	<input checked="" type="checkbox"/>
Easily accessible battery and current fuse.	<input type="checkbox"/>	<input checked="" type="checkbox"/>
200 Hours continuous operation plus "BT" low battery volt indication.	<input type="checkbox"/>	<input checked="" type="checkbox"/>
Handy size. Fits easily into pocket, brief-case or toolbox.	<input type="checkbox"/>	<input checked="" type="checkbox"/>
Large, readily available range of accessories.	<input type="checkbox"/>	<input checked="" type="checkbox"/>
Worldwide parts and servicing facilities.	<input type="checkbox"/>	<input checked="" type="checkbox"/>
Price £89.00 complete with test probes.	<input type="checkbox"/>	<input checked="" type="checkbox"/>

A no compromise Digital Multimeter at an analogue price.



ELECTRONIC INDUSTRIAL THERMOMETER



THE MODERN WAY TO MEASURE TEMPERATURE

A Thermometer designed to operate as an Electronic Test Meter. Will measure temperature of Air, Metals, Liquids, Machinery, etc., etc. Just plug-in the Probe, and read the temperature on the large open scale meter. Supplied with carrying case, Probe and internal 1 1/2 volt standard size battery.

Model "Mini-Z 1" measures from -40° C to + 70° C. Price £30.00
 Model "Mini-Z 2" measures from -5° C to + 105° C. Price £30.00
 Model "Mini-Z Hi" measures from + 100° C to 500° C. Price £33.00
 (VAT 8% EXTRA)

Write for further details to

HARRIS ELECTRONICS (LONDON)
 138 GRAY'S INN ROAD, LONDON, WC1X 8AX
 (Phone 01-837 7937)

WW - 038 FOR FURTHER DETAILS

Keep your tools handy in case...



With JENSEN
 special quality industrial tool kits and cases

Send now for details of the superb Jensen range of tools, meters and accessory equipment, all in the most handy and robust cases - also available separately. Jensen products are specifically designed for industrial use, perfect for all engineers, technicians, electricians, instrument repairmen etc. Choice of more than twenty kits and cases.

Write for free Jensen catalogue to:

SPECIAL PRODUCTS DISTRIBUTORS LTD,

81 Piccadilly, London W1V 0HL. Tel: 01-629 9556. Cables: Speciproduct London W1.

WW - 057 FOR FURTHER DETAILS



NewBear



NORTH STAR HORIZON

A business and industrial computer for under **£2000.00**

FEATURING:

- 2 double density disc drives 360k bytes
- 32k bytes of RAM
- 2 serial ports
- 2 parallel ports
- DOS and BASIC

£1983.00

CP/M text editor and related software available

SOL STAR

- Word processing system **typing without tears**
- Solve your documentation and filing problems
- SOL 32k bytes, single disc drive teletype 43 and software

£3700.00

Head Office: Newbear Computing Store Ltd, 40 Bartholomew Street, Newbury, Berks. 0635 30505
Northern Branch: 2A Gatley Road, Cheadle, Cheshire. 061-491-2290

PERIPHERALS

- Teletype 43 **£857.00**
- Newbear model 700 Introductory offer **£299.00**
(64 characters x 16 lines, scrolling)
- Newbury labs 7002 **£595.00**
- Newbury labs 7009 **£825.00**
- Anadex printer DB800 **£575.00**
(10 to 9600 baud and centronic parallel port)
- Newbear BD80 **£595.00**
(110 to 9600 baud and centronic parallel port)
- Video monitors from **£96.50** plus 8% VAT

EX STOCK

MICROCOMPUTERS

- CROMENCO SYSTEM 3/64 **£4385.00**
available software BASIC, FORTRAN, COBOL
multi user BASIC available
Comprises: Computer System three with chassis
Z-80A Processor Printer Interface
Dual 8 in Persci Drives, 512k bytes
64k 4Mhz Cromenco Memory
- EXIDY SORCEROR from **£650.00**
- Also full range of books and hardware components

WW — 098 FOR FURTHER DETAILS

FYLDE

TRANSDUCER and RECORDER AMPLIFIERS and SYSTEMS



reliable high performance & practical controls. individually powered modules—mains or dc option single cases and up to 17 modules in standard 19" crates small size—low weight—realistic prices.

FYLDE

49/51 Fylde Road Preston
PR1 2XQ
Telephone 0772 57560

Fylde Electronic Laboratories Limited.

WW — 051 FOR FURTHER DETAILS

PRODUCTION TESTING

DEVELOPMENT

SERVICING

POWER UNITS

Now available with **3 OUTPUTS**



Type 250VRU/30/25

- OUTPUT 1: 0-30v, 25A DC
- OUTPUT 2: 0-70v, 10A AC
- OUTPUT 3: 0-250v, 4A AC

ALL Continuously Variable

Valradio

VALRADIO LIMITED, BROWELLS LANE, FELTHAM
MIDDLESEX TW13 7EN
Telephone: 01-890 4242/4837

WW — 047 FOR FURTHER DETAILS

If QUAD amplifiers are so perfect, why does it still sound better in the concert hall?

In real life, the sounds from all the instruments and sometimes parts thereof are independently radiated and so are not 'phase locked' together nor are they subjected to common eigentones.


These mutually incoherent wavefronts are subjected to tiny but important reflections at the pinna and finally end up as just two channels representing the pressure at the two ear drums. It is not possible to achieve this transfer accurately by means of loud-speakers or headphones however good these components may be.

Nevertheless with good amplifiers and loudspeakers (and on those occasions when the people at the recording and transmitting end get it right) a musical experience can be achieved which is extremely satisfying and one of the greatest pleasures of our time.

For further details on the full range of QUAD products write to: The Acoustical Manufacturing Co. Ltd., Huntingdon, Cambs. PE18 7DB.
Tel: (0480) 52561.

QUAD
for the closest approach
to the original sound

QUAD is a registered Trade Mark



The King of Valves



Genuine Gold LionTM valves are something very special. Hand built, utilising advanced pumping techniques and individually tested to a very tight specification indeed.

Qualities that are needed more than ever now that the Hi-Fi enthusiast is demanding better and better sound.

Sound which only valves of Gold Lion's quality can help produce.

Gold Lion KT77's and KT88's covering 30-200 watts, are available now from M-OV along with data and distribution details. (A list of M-OV distributors appears opposite.)

Long live the King. Long live quality-sound.

TMTrade mark of M-OV Audio Valves.



S682

M-OV
A MEMBER OF THE GEC GROUP

S&C

ARGENTINE REPUBLIC

English Electric Marconi Argentina S.R.L.,
Casilla Correo Central No. 4476, Av. Antartida
Argentina 801, 1836 Llavallol, Lomas de Zamora,
Buenos Aires 1000.
Tel: 243 8020-29 Telex: 0122253 B.A.

AUSTRALIA

GEC Automation and Control, Electron Tube Dept.,
373 Horsley Road, Milperra 2214, Sydney.
Tel: 77 0551 Telex: AA20807

BELGIUM

SAIT Electronics, 66 Chaussee de Ruisbroek,
1190 Brussels.
Tel: (02) 376 2030 Telex: 21601

BRAZIL

IGB Ind Gradiente Brasilieras S.A., Staub Agency
Division, Caixa Postal 30-318, 01000 Sao Paulo.
Tel: 61-1131-37 Telex: STELBR 011 23135

CANADA

EEV Canada Ltd., 67 Westmore Drive, Rexdale,
Ontario, M9V 3Y6.
Tel: (416) 745 9494 Telex: 06-989363

CHINA

Cable and Wireless Systems Ltd., GPO Box 4477,
Mercury House, Connaught Road Central,
Hong Kong.
Tel: 5-2831385 Telex: HX 74000

DENMARK

Classen-Smith Import A.S., Virkeholm 3,
2730 Herlev.
Tel: (02) 91 30 66 Telex: 35134 CSI DK

FRANCE

GEC Composants s.a., Departement Tubes
Electroniques, Tour d'Asnieres, 194 Avenue des
Gresillons, 92606 Asnieres.
Tel: 791 44 44 Telex: 610471F INELMEC

WEST GERMANY

Nucletron Vertriebs GmbH, 8 Munich 50,
Postfach 50 01 80.
Tel: (089) 14 60 81-85 Telex: 5215297

GREECE

Telmaco Ltd., 8 Sekeri Street, Athens 138.
Tel: 36 08 443-6 Telex: 21-9185

INDIA

Aimil Sales and Agencies Private Ltd.,
B5 Gillander House, P.O. Box 440, Calcutta 700 001.
Tel: 223304 Telex: 021 7731

ITALY

Marconi Italiana S.p.A., Via Adige 39, 00198 Rome.
Tel: 85 30 41 Telex: 610272 MARCONIR

JAPAN

Cornes and Co. Ltd., C.P.O. Box 158, Tokyo 100-91.
Tel: 272 57771 Telex: J24874

NEW ZEALAND

GEC (New Zealand) Ltd., P.O. Box 50-244, Porirua.
Tel: 75 409 Telex: 3421

SINGAPORE

The General Electric Co. of Singapore Private Ltd.,
Magnet House, P.O. Box 4046, Bukit Timah,
Singapore 21.
Tel: 663011 Telex: RS21508

SOUTH AFRICA

Marconi (South Africa) Ltd., P.O. Box 14289,
Wadeville 1422.
Tel: 34-5903/9 Telex: 8-6003 SA

SPAIN

Eurotronica S.A., D. Ramon de la Cruz 90, Madrid 6.
Tel: 401 5200 Telex: 27284 EUROT E

TAIWAN

Hongkong Trading Co. Ltd., P.O. Box 724, Taipei,
Taiwan.
Tel: 771 9473/771 9704 Telex: 11017 PROTExOL

TRINIDAD AND TOBAGO

CARTEL-Caribbean Telecoms Ltd., Post Bag 732,
Port-of-Spain, Trinidad W.I.
Tel: 62-37727, 62-38122

USA


EEV Inc., 7 Westchester Plaza, Elmsford, N.Y. 10523.
Tel: 914 592 6050 Telex: 710 567 1215

M-OV

A MEMBER OF THE GEC GROUP

WW — 063 FOR FURTHER DETAILS

OUR RANGE OF PRODUCTS ARE NOW INDIVIDUALLY AND ATTRACTIVELY PACKAGED



vero

Our new catalogue lists a card frame system that's ideal for all your module projects — they used it in the ETI System 68 Computer. And we've got circuit boards, accessories, cases and boxes — everything you need to give your equipment the quality you demand. Send 25p to cover post and packing and the catalogue's yours.

VERO ELECTRONICS LTD. RETAIL DEPT.
Industrial Estate, Chandlers Ford, Hants. SO5 3ZR
Telephone Chandlers Ford (04215) 2956

WW — 029 FOR FURTHER DETAILS

FOR POWER SEMICONDUCTORS



INTERNATIONAL RECTIFIER


- Diodes Thyristors**
- Fuses for protecting Semiconductors**
- Power Transistors Potted Bridges**
- Solid State Relays**
- Silicon Stacks Surge Suppressors**

IN A HURRY!
070-681 4931

HARMSWORTH, TOWNLEY & CO. LTD.
HAREHILL TODMORDEN LANCS OL14 5JY

Phone: 070 681 4931
Telex 635 091 Albion G Attn: HARMSWORTH

COUNTERS, BUILT TO A STANDARD...



Universal Frequency Counters — General Specification

- ★ DIRECT 10 BITs from 0.1 to 100 MHz plus
- ★ Full 180 degree Multiplier 10³
- ★ High Input Sensitivity 10 mv through the range
- ★ 1 MHz and 50 MHz Z.F. Filter and Attenuator X100 over and protection
- ★ FUNCTIONS with a n.b.w. 1.5% frequency Totalize
- ★ Pulse of Burst
- ★ Frequency Standard (part 10) covered 1 part 10³ error 2 in 10⁶

- ★ 10000000 x 24" indicator leading zeros suppressed Memory
- ★ Automatic Commas 10 degree viewing angle
- ★ 100% standby over overflow and safe operation Digital Hold Time
- ★ 14700 RPM TINCAS Blower Cooling Multi-Tilt Handle
- ★ Magnetically Coupled Skis
- ★ Very Well Designed Reliable and Beautifully Finished Double Finished and multi-colored panels Vinyl or textured covers All external and internal Aluminium parts are Anodised Standard Size Width 100mm x Depth 225mm Height 85mm Weight 2.4kgs

FREQUENCY STANDARD OPTION SPECIFICATION

	US1	US2	US3
Aging Rate/per year	1 part 10 ⁶	2 parts 10 ⁶	1 part 10 ⁶
24 hour stability	3 parts 10 ⁶	1 part 10 ⁶	5 parts 10 ⁶
Stability after a warm up time of 20 minutes	1 part 10 ⁶	3 parts 10 ⁶	1 part 10 ⁶
Crystal Type	5 MHz Fundamental	5 MHz Third Overtone	5 MHz Fifth—
Oven Temperature	+75°C	+80°C	+80°C
Ambient Temperature Range	-15°C to +45°C	-15°C to +45°C	-20°C to +50°C
Output	1MHz TTL Level	1MHz TTL Level	1MHz & 5MHz TTL Level

...NOT TO A PRICE

All models available from stock.



MTG (INSTRUMENTS) LTD. (Inc. HOYMITZ AVIONICS LTD)

MTG (UK) SALES OFFICE, BEACON HOUSE, CHRISTCHURCH ROAD, LANSDOWNE, BOURNEMOUTH, DORSET BH1 3LB TELEPHONE: (0202) 22648 TELEX: 418382 MITZAV-G



ASSOCIATED WITH THE HOYMITZ GROUP OF COMPANIES

Overseas Agents and Distributors.

- The Netherlands. Reinaert Electronics. Blasiusstraat 14-16, 1091 CR Amsterdam, The Netherlands. PO Box 4299.
- Denmark. Transcan Electric APS. Mollevaenget 15, 2970 Horsholm, Denmark.
- Kenya. United Import Agencies. PO Box 43951, Nairobi, Kenya.
- Middle East. EPIC. Electronic Precision Instrument Company, PO Box 1262, Cairo, Arab Republic of Egypt.

Applications are open for Overseas Agents and Distributors.

What spec do you hate to trade-off when selecting switching power transistors?



- High Voltage
- High Current
- Fast Switchtime
- Low Saturation Voltage

With TRW's new NPN Switching Power Transistors you trade off nothing. You don't have to check a box. You don't have to give up superior performance in one area to get it in the others. These new parts deliver:

- Operation up to 450 Volts sustaining
- Operation up to 10 Amps, continuously
- Fastest Switchtimes available— $T_f = 250$ nsec
- Typical Saturation Voltages of 1.0V at 7 Amps, $B = 5$

This no-compromise, no trade-off, 4-way superiority adds up to the coolest operation and greatest efficiency for high frequency off-line switching regulators, Class D Switching, and any other similar applications in which high voltage and fast switching are essential.

Drop in TRW's new parts and test them yourself. They're competitively priced and available from MCP Electronics Ltd

2N6579, 80, 81	350, 400, 450V	5Amp	TO-3
2N6585, 86, 87	350, 400, 450V	5Amp	TO61-Isolated
2N6582, 83, 84	350, 400, 450V	7Amp	TO-3
2N6588, 89, 90	350, 400, 450V	7Amp	TO61-Isolated

If those numbers are not now in your plans—well, the advantage of these new parts is so pronounced, maybe you should design them in!

At any rate, you'll surely want to know more about TRW's new NPN Switching Transistors.



To **MCP Electronics Ltd.**,
Station Wharf, Alpertons,
Wembley, Middx.
Tel: 01-902 5941

Please send me full data on TRW's new series of NPN switching Power Transistors.

Name _____

Company _____

Position _____

Address _____

Tel. _____

TRW POWER SEMICONDUCTORS


The world's smallest programmables can be music to your ears

New Scientific Calculator Simplifies Complex Equations with Virtually Infinite Programmability (when using FA-1)

CASIO FX-501P FX-502P

POCKET SIZED NON-VOLATILE LCD PROGRAMMABLE CALCULATORS WITH MAGNETIC TAPE CASSETTE RECORDING ABILITY, that convert to musical synthesizers!
— True ALGEBRAIC Logic; Multi-Level Parenthesis;
3 Mode (DEGREES, RADIANS, GRADIENTS)

- 1300 hours battery life
- Non-volatile registers and stores
- Conditional jumps
- Unconditional jumps
- Up to 9 subroutines, up to 4 levels
- User Defined keys
- Indirect on registers
- PAUSE key
- Random Number key
- Back step/rapid run



FX-501P. 11 independent memories, 5 level parenthesis, 128 programming steps (non-volatile, 1 step performs a function)
FX-502P. 22 independent memories, 10 level parenthesis, 256 programming steps (non-volatile, 1 step performs a function)

- 10 digit display of 10 digit mantissa with exponents up to 10 ± 99
- 51 scientific functions including logs, trigs, hyperbolics, decimal to sexagesimal conversion, coordinate transformation (rectangular to polar and vice versa), sample and population standard deviations, removing fraction of integer part, constants, etc.
- Auto Power-Off after approximately 14 minutes non-use with memory and programme store retention.
- Optional FA-1 Programma Adaptor permits programme / data storage on standard cassette tape recorders for re-entry later. Typical storage / re-entry time 9-16 seconds, with a three digit code for programme reference and identification. Also contains a music switch which converts both calculators into musical synthesisers — keys 1 through 8 contain pre-programming for a full musical octave. Duration of notes, rests, tempo, slur and tie are all programmable.
- Dimensions of both are: 9.6 mm H x 71 mm W — 14.2 mm D ($3/4''$ H x $2 3/4''$ W x $5 1/2''$ D).
- A comprehensive Programme Manual, Instruction Booklet and leatherette wallet are supplied.
- FA-1 comes complete with a demonstration cassette with pre-recorded programmes, including games and music.

Available by Mail Order at lowest discount prices

Model	RRP	
FX-501P	£59.95	£49.95
FX-502P	£79.95	£69.95
FA-1	£24.95	£19.95



CASIO 46CS-27/29B



Almost certainly the slimmest and most sophisticated ALARM CHRONOGRAPH available today

Constant liquid crystal display of hours, minutes, seconds, day; And with day, date, month and year automatic perpetual calendar. Optional 12 hour, with am/pm indication or 24 hour clock time display. CHRONOGRAPH times in units of 1/100 second up to 6 hours, with rollover, measuring net times, lap times and first and second place times. ALARM with 24-hour alarm setting. There is an optional hourly chime facility. The stainless steel case is superbly styled and finished to the highest standard. It is only 7.8 mm thick. The matching stainless steel bracelet is fully adjustable with easily removable links. The watch has a mineral glass scratch resistant face, and it is guaranteed water resistant to 3 atmospheres (100 feet). A pin light for low light conditions is incorporated and the watch is guaranteed accurate to less than ± 10 seconds per month. Fully guaranteed for 12 months.


Send 25p for illustrated brochures on high quality CASIO calculators, prices from £8.95 and the superb range of multi-function watches from £9.95.

Prices include VAT at 8% and post and packing
Send your Company order, cheque of Postal Orders, or phone your ACCESS or BARCLAYCARD number to:

TEMPUS

DEPT. W.W.
THE BEAUMONT SUITE
164-167 EAST ROAD
CAMBRIDGE, CB1 1DB
Tel: (0223) 312866

CUT HERE
To: **TEMPUS, 164/167 East Road, Cambridge CB1 1DB**
Please supply:
Credit Card No.
Name
Address
Remittance
£
www7



4 1/2 digits
£139
KEITHLEY

Model 178

**Now . . .
the next
generation of
bench DMMs!**

Two New Keithley Models offer uncompromising performance and outstanding value!

- Accuracy 3 1/2's can't match 0.04% + 1 digit on dc volts and ohms
- Large, bright, 20,000-count LED display that's quick and easy to read.
- Convenient bench size that won't get "lost" yet doesn't crowd.
- Exceptional reliability.

Model 178 offers functions and ranges for most measurement needs 100µV to 1200V dc, 100µV to 1000V ac, 0-1Ω to 20MΩ.

Model 179 is a full-function, multi-feature model offering the same advantages as the 178. Plus

TRMS AC; 10µV Sensitivity; Hi and Lo Ohms; AC and DC Current Yet it's still half the price you'd expect. Only £199.


Both models feature designed-in reliability. Rugged circuits use a minimum of parts — high quality, off-the-shelf parts — carefully assembled and tested by Keithley. Outstanding overload protection and rugged mechanical design keep both units going even after severe abuse. One-year accuracy specifications minimise recalibration costs. A battery option, user installable, gets you off "line" for critical measurements or for field use.

For complete specifications on the 178 and 179, call Keithley Instruments, 1 Boulton Road, Reading. Phone 0734 861287

KEITHLEY
The measurement engineers.

WW — 065 FOR FURTHER DETAILS

sales hire repair



**You'll do better at Martin Associates
we guarantee it!**

ANALYSERS

- AIRMEC 248 5-300MHz **£125.00**
 - AIRMEC 853 30KHz-30MHz **£85.00**
 - MARCONI 2330 20Hz-78KHz **£500.00**
 - TEKTRONIX 1L20 10MHz-4.2GHz Spectrum Analyser **£1500.00**
- ATTENUATORS**
- ADVANCE A.64 0-70dB in 1dB step 600 ohms **£30.00**
 - MARCONI TF.1073A 0-100dB in 1dB steps 50 ohms **£75.00**
- BRIDGES**
- B.P.L. CZ.457 Mk. II Component Comparator **£70.00**
 - GENERAL RADIO 1607 Transfer Function Immittance Bridge **From: £450.00**
 - WAYNE KERR B.221 0.1% Universal Bridge **£200.00**
 - WAYNE KERR 521 1.0% Universal Bridge **£85.00**
- COUNTERS**
- MARCONI TF.1417 + 500MHz Divider 7 digit **£225.00**
 - RACAL 835 DC-15MHz 6 digit **£130.00**
 - SYSTRON DONNER 6035 20Hz-3GHz 7 digit **£550.00**
- DIGITAL VOLTMETERS**
- DYNAMCO 2022S 0-2000V Scale 39999 10uV **£250.00**
 - ROBAND RDV.4. 0-1000V 4 digit **£95.00**

MARTIN ASSOCIATES

34 Crown Street
Reading
Berks. RG1 2SE
Tel. Reading (0734) 51074

METERS

- JAC.331 Freq. Meter & Generator DC-3GHz **£200.00**
- AVO Precision Meter **£160.00**
- MARCONI TF.1245/46/47 Cct Magnification Meter + Oscillator **£750.00**
- MUIRHEAD D-729-BM Phase Meter **£1000.00**
- RADIOMETER BFK.6 Distortion Meter **£225.00**
- OSCILLOSCOPES**
- TEKTRONIX 535A DC-15MHz c/w H Plug In Unit **£250.00**
- TEKTRONIX 567 Sampling 1GHz Digital Readout **£750.00**
- SCOPEX 4D-10B DC-10MHz 10mV Sens. NEW **£188.00**
- SCOPEX 4D-25 DC-25MHz NEW **£315.00**
- SCOPEX 4S-6 DC-6MHz NEW **£138.00**
- HEWLETT-PACKARD 130C X-Y-T DC-500KHz 200uV Sens **£275.00**
- TELFORD 'A' OSCILLOSCOPE CAMERA **£250.00**
- VARIOUS PLUG INS & PROBES Information on Application

POWER SUPPLY UNITS

- ADVANCE CV.500/A 240V r.m.s. 500 Watt **£30.00**
- ROBAND T.172 0-30V 10A **£140.00**
- ROBAND T.113 0-30V 20A **£200.00**

SIGNAL SOURCES

- ADVANCE JIB 15Hz-50KHz 600ohms/5ohms **£80.00**
- GENERAL RADIO 1362 UHF Oscillator 220-920MHz **£400.00**
- GENERAL RADIO 1209C UHF Oscillator 250-960MHz **£100.00**
- GENERAL RADIO 1215C Oscillator Unit 50-250MHz **£150.00**
- HEWLETT-PACKARD 608D 10-420MHz **£350.00**
- HEWLETT-PACKARD 608F 10-455MHz 50ohms **£500.00**
- MARCONI TF.995A/3/S 1.5MHz-220MHz FM/AM **£500.00**
- MARCONI TF.1066B/6 10MHz-470MHz **£600.00**
- MARCONI TF.1099 Sweep variable to 20MHz almost new **£200.00**
- MARCONI TF.144H/4 10KHz-72MHz 50 ohms A.M. **£470.00**
- MARCONI TF.1370 10Hz-10MHz **£150.00**
- R & S SWF 5MHz-225MHz Sweep Generator **£185.00**
- R & S SWH 50Hz-12MHz Sweep Generator **£195.00**

RECORDERS

- LIGHT LAB 361D 0-100°C & -70° -0°C 9 Probes **£85.00**
- SMITHS Miniscript 0-100uA **£40.00**
- MISCELLANEOUS**
- GALLENKAMP FR.554 Muffle Furnace 1100°C **£200.00**
- GRIFFIN Oven Amb. -100°C **£60.00**
- ADMIRAL CORP 198A/B IFF/ATC Radar Test Set **£800.00**
- WESTON ROTEK 146A5 A.C. Voltage Standard **£350.00**
- PERKIN ELMER F.11 Gas Chromatograph **£1000.00**

*Hundreds
more items
in stock!*




STRUMECH ENGINEERING ELECTRONICS DEVELOPMENTS

★★★ BUSINESS ★★★ EDUCATION ★★★
★★★ RESEARCH ★★★

32K-56K RAM - DUAL MINI DISKS | 56K RAM-DUAL 8" DISKS-10MgDISK



seed system one
prices from £1500-£2500
NEW-FORTRAN £80



seed system 12
prices from £4500-£12000

Suppliers of equipment to: Leading Universities, H.M. Government, Hospitals, Schools, Colleges and Small Business

SEED - STRUMECH - PORTLAND HSE. - COPPICE SIDE - BROWNHILLS - WALSALL

WW-085 FOR FURTHER DETAILS

**QUARTZ
CRYSTALS
- FAST!**



AEL AEL CRYSTALS LIMITED
Gatwick House, Horley, Surrey, England RH6 9SU
Telephone: Horley (02934) 5353 Telex: 87116 (Aerocon Horley)
Cables: Aerocon Telex Horley

WW - 033 FOR FURTHER DETAILS

carbon film RESISTORS

ON BANDOLIERS OR PREFORMED 12.5mm
AT NO EXTRA COST




AERO SERVICES LTD.
42-44A-46 Westbourne Grove
London W2 5SF
Tel. 01-727 5641 Telex 261306

WW - 048 FOR FURTHER DETAILS

VORTEXION

a happy event ...



... a new addition to our family of amplifiers. The VTN 30. The new baby weighs in at 30 watts, and has a maximum of 3 inputs.

The other members of the Vortexion family are the system 2000, 50/70 watt and CP50 mains/battery amplifiers.

Contact Jennifer Hall - VORTEXION DIVISION.

Clarke & Smith Manufacturing Co. Ltd., Melbourne Works, Melbourne Road, Wallington, Surrey. Tel. 01-669 4411 Ext. 38.

Telex Casint G 22574; Telegrams: Electronic Wallington.

WW - 060 FOR FURTHER DETAILS

“Where can I get an RF Generator nowadays that's easy to use, reliable, robust but not too expensive?”



“Here”—AVO's new HF 135—a really useful professional RF generator ideal for repair bench or test lab.

Wide frequency range—eight bands from 100kHz to 240MHz. Calibration accuracy conservatively rated at $\pm 1\%$ right across the range. Output level from $1\mu\text{V}$ to 100mV ($\pm 6\text{dB}$). AF Signal source facility (1kHz). Input for external modulation. All wrapped up in a tough metal cabinet with ergonomically designed front panel and complete with connectors, crocodile clips and the AVO guarantee of reliability, serviceability, and accuracy at a sensible price.

For descriptive leaflet and name of your nearest stockist, phone or write:



Avo Limited, Archcliffe Road,
Dover, Kent, CT17 9EN.
Tel: 0304 202620 Telex: 96283.

Thorn Measurement Control and Automation Division

WW — 075 FOR FURTHER DETAILS

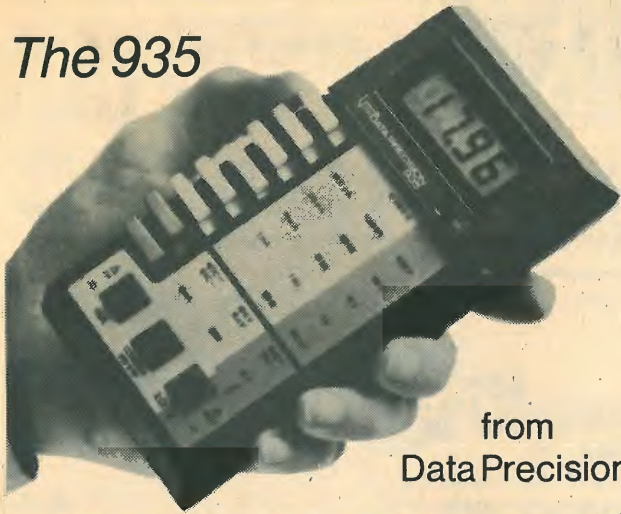
<p>CMOS</p> <p>4000 .15 4001 .15 4002 .15 4007 .15 4011 .15 4012 .15 4013 .26 4015 .76 4016 .28 4017 .57 4018 .65 4020 .67 4021 .67 4022 .65 4023 .15 4024 .48 4025 .15 4027 .31 4028 .54 4029 .70 4040 .65 4042 .53 4043 .57 4044 .57 4046 .82 4047 .95 4049 .28 4050 .31 4051 .51 4052 .51 4053 .51 4060 .94</p>	<p>★★★ WE HAVE MEMORIES ★★★</p>		<p>4066 .33 4068 .15 4069 .15 4070 .15 4071 .15 4072 .15 4073 .15 4075 .15 4076 .73 4077 .15 4078 .15 4081 .15 4082 .15 4093 .39</p>
	<p>2104-2 4096 bit DRAM (200ns) 6.50</p> <p>4116-3 16k X 1 DRAM (250ns) 11.70</p> <p>4118 1k X 8 SRAM 19.50</p> <p>74118AN 256 bit PROM 2.00</p> <p>2708 1k X 8 EPROM (450ns) 9.50</p>	<p>2716 2k X 8 EPROM 28.50</p> <p>75110 Interface .54</p> <p>5325 Memory Driver .97</p> <p>Z-80 CPU 4MHz 11.50</p> <p>Z-80 PIO 9.50</p>	<p>DIL SOCKETS</p> <p>8 pin .12 14 pin .13 16 pin .14 18 pin .20 20 pin .21 22 pin .23 24 pin .24 28 pin .31 40 pin .44</p>
<p>TRIAC TO220</p> <p>8A 400V .51</p> <p>THYRISTORS TO220</p> <p>8A 400V .51</p> <p>DIODES</p> <p>1N4001 per 100 only .036 1N4003 per 100 only .039 1N 4005 per 100 only .042 1N 4007 per 100 only .049 1N 4148 per 100 only .015 *BZY 88C Series Only .049</p> <p>LEDs</p> <p>TIL 209 Red .120" dia with Clip .11</p>	<p>LINEAR ICs</p> <p>555 Timer .24 471 Op-Amp .20</p> <p>DISC CERAMICS 32V</p> <p>*.001uF per 100 only .025 *.01uF per 100 only .025 *.022uF per 100 only .025 *.047uF per 100 only .029 *.1uF per 100 only .04</p> <p>RESISTORS 1/4W 5% E12</p> <p>*Per 100 only .008 VAT 8% unless marked * which are 12 1/2% P&P 30p Access Cards welcome</p>		

STRUTT ELECTRICAL & MECHANICAL ENGINEERING LTD.
TELEX 45263

3C BARLEY MARKET ST.
TAVISTOCK, DEVON PL19 05F
TEL. TAVISTOCK 0822 5439

WW — 015 FOR FURTHER DETAILS

The 935



from
Data Precision

HANDY · VERSATILE · TOUGH · PRECISE

HANDY – easy to hold, to carry, to use, to read. Always at hand to make difficult measurements easy.

VERSATILE – all the functions and ranges you need... 29 in all: volts and amps, a.c. and d.c., switchable Hi and Lo ohms.

TOUGH – built to take the rough and tumble of field service and survive normally disastrous overloads the 935 will stay in cal.

PRECISE – basic 0.1% d.c. accuracy – better than many bench models!

VISIBLE – big, clear, high contrast 3 1/2 digit LCD display, readable anywhere. 12 characters.

EXPANDABLE – accessories extend measurements to 1000A, 40kV, r.f. at 700MHz or temperature from 60 to -150 C.

INEXPENSIVE – the 935 has the lowest price tag of any high performance hand-held DMM at £ 99 U.K. mainland delivered exc. VAT. It uses a low cost PP9 battery which can give up to 200 hours use.

Get the leaflet now and see why your next multimeter should be a Data Precision 935!

Contact:  **Farnell International**

WETHERBY · WEST YORKSHIRE LS22 4QH · TEL: 0937 63541 · TELEX 557294 FARIST G OR LONDON OFFICE – TEL: 01 884 7433

WW—077 FOR FURTHER DETAILS

the indispensable BIRD 43



THRULINE® WATTMETER

0.45-2300 MHz / 0.1-10,000 watts

The Standard of the Industry
What more need we say...

Exclusive UK representative

aspen electronics limited

2 KILDARE CLOSE, EASTCOTE, MIDDX. HA4 9UR
TELEPHONE: 01-868 1188 — TELEX 8812727



The best connection for the tube you want.

Whatever industrial tubes you need, you can be sure you'll find them in this extensive collection of information-packed literature. There's everything from camera tubes to display tubes. Lasers to photomultipliers. Transmitting valves to receiving tubes. I.R. emitters to CCD Image Sensors.

Having this wealth of reference material on hand can save time, trouble and money. Apart from setting out data in the most clear and convenient way, you'll find that our booklets group products into types and outline major parameters.

These include selection, replacement, equivalents and characteristics tables that will help narrow your choice.

Just contact us for the best connection in tubes you'll ever make.

Crellon Electronics Ltd.,
380 Bath Road, Slough, Berks.
Tel: Burnham (06286) 4434. Telex: 847571.



WW — 064 FOR FURTHER DETAILS



WILMSLOW AUDIO

The firm for Speakers

HI-FI DRIVE UNITS



Audax HD12.9D25	£7.50
Audax HD11P25EBC	£6.60
Audax HD20B25J4	£9.95
Audax HD20B25H4	£12.95
Audax HD13D34H	£12.50
Audax HD24S45C	£19.95
Audax HD17B25H	£13.25
Baker Superb	£24.50
Castle Super 8 RS/DD	£12.35
Chartwell CEA205 8in bass, matched pairs only, 8 ohm	£59.90
Coles 4001	£7.50
Coles 3000	£7.50
Celestion HF1300 II	£8.25
Celestion HF2000	£9.95
Dalesford D30/110	£10.95
Dalesford D50/153	£11.95
Dalesford D45/153	£10.95
Dalesford D50/200	£11.95
Dalesford D70/250	£24.95
Dalesford D100/310	£34.95
Dalesford D10	£8.25
Decca London horn	£56.00
Decca CO/1000/8	£9.95
Decca DK30 horn	£42.75
EMI 14A/770 14in x 9in	£18.95
EMI type 350 4 ohm	£9.25
Elac 6NC204 6 1/2in 8 ohm d/c	£6.95
Elac 8NC298 8in 8 ohm d/c	£7.25
Elac 58NC223 8in x 5in 8 ohm, 15 watts, d/c	£6.95
Isophon KK8/8	£7.95
Isophon KK10/8	£8.25
Jordan Watts Module	£19.95
Jordan 50mm unit	£22.50
Jordan CB crossover pair	£22.50
Kef T27	£9.25
Kef B110	£11.75
Kef B200	£12.95
Kef B139	£26.50
Kef DN13	£5.25
Kef DN12	£8.50
Kef DN22	£39.95
Lowther PM6	£49.95
Lowther PM6 Mk I	£52.00
Lowther PM7	£86.50
Peerless KO10DT	£9.25
Peerless DT10HFC	£10.25
Peerless KO40MRF	£11.95
Radford BD25 MkII	£26.95
Radford MD9	£14.50
Radford MD6	£19.50
Radford FN8/FN831	£19.95
Richard Allan CG8T	£10.95
Richard Allan CG12T Super	£24.75
Richard Allan HP8B	£17.25
Richard Allan LP8B	£11.50
Richard Allan HP12B	£27.75
Richard Allan DT20	£8.75
Richard Allan DT30	£9.25
SEAS HO86	£8.75
SEAS 33FWK 13in bass	£32.95
Shackman ES units pair	£112.00

PA GROUP & DISCO UNITS



Celestion G12/50TC	£14.95
Celestion G12/80CE	£18.95
Celestion G12/80TC	£18.45
Celestion G12/125CE	£32.95
Celestion G15/100CE	£29.95
Celestion G15/100TC	£30.25
Celestion G18/200	£49.95
Celestion Powercell 12/150	£52.95
Celestion Powercell 15/250	£64.95
Celestion MH1000	£14.95
Fane Pop 40	£11.75
Fane Pop 50H	£12.95
Fane Pop 75	£18.50
Fane Pop 60 16 ohm	£17.95
Fane Pop 65	£19.95
Fane Pop 80	£23.95
Fane Pop 100	£39.25
Fane Guitar 80L	£21.50
Fane Guitar 80B	£22.50
Fane Disco 80	£22.50
Fane PA80	£21.50
Fane Bass 85	£31.95
Fane Crescendo 12A	£47.95
Fane Crescendo 12 bass	£47.95
Fane Crescendo 15	£64.50
Fane Crescendo 15 bass	£67.95
Fane Crescendo 18	£85.95
Goodmans 8PA	£4.75
Goodmans 12P	£19.75
Goodmans 12PD	£22.50
Goodmans 12PG	£21.25
Goodmans 12AX	£62.50
Goodmans 15AX	£65.75
McKenzie C1280GP	£22.95
McKenzie C1280TC	£22.95
McKenzie C1280 bass	£22.95
McKenzie GP15	£32.95
McKenzie TC15	£32.95
McKenzie C15 bass	£55.95
Motorola Piezo 3 1/2in	£8.50
Motorola Piezo 2in x 6in	£10.95
Richard Allan HD8T	£15.95
Richard Allan HD10T	£17.35
Richard Allan HD12T	£22.95
Richard Allan HD12P	£22.95
Richard Allan HD12 Super	£22.95
Richard Allan HD15P	£41.75
Richard Allan Atlas 15in	£79.95
Richard Allan Atlas 18in	£104.00

WILMSLOW AUDIO



KITS FOR MAGAZINE DESIGNS etc.

Practical Hi Fi & Audio PRO9-TL (Rogers)	£134.50
Felt panels for PRO9-TL	£6.30 plus £1.50 carriage
HiFi Answers Monitor (Rogers)	£141.00
HiFi News State of the Arts (Atkinson)	£178.00
HiFi News Miniline (Atkinson)	£46.00
HiFi News (Jordan, system 4)	£235.00
HiFi for Pleasure Compact Monitor (Colloms)	£110.00
Popular HiFi Mini Monitor (Colloms)	£72.00
Popular HiFi Round Sound (Stephens), including complete cabinet kit	£69.00
Popular HiFi (Jordan)	£81.00
Practical HiFi & Audio BSC3 (Rogers)	£62.00
Practical HiFi & Audio Monitor (Giles)	£149.50
Practical HiFi & Audio Triangle (Giles)	£94.75
Practical HiFi & Audio Mini Triangle (Giles)	£106.00
HiFi News Tabor (Jones) (with J4 bass units)	£54.00
HiFi News Tabor (Jones) (with H4 bass unit)	£59.00
Wireless World Transmission Line Kef (Bailey)	£120.00

SPEAKER KITS



Dalesford System 1	£52.90
Dalesford System 2	£55.75
Dalesford System 3	£101.73
Dalesford System 4	£108.00
Dalesford System 5	£139.00
Dalesford System 6	£93.00
Eagle SK210	£17.20
Eagle SK215	£31.90
Eagle SK320	£39.90
Eagle SK325	£67.00
Eagle SK335	£91.00
Goodmans DIN20	£35.00
Lowther PM6 kit	£103.00
Lowther PM6 MkI kit	£108.00
Lowther PM7 kit	£173.00
'LS3/5A Equivalent'	£69.00
Peerless 1070	£122.00
Peerless 1120	£139.00
Peerless 2050	£49.95
Peerless 2060	£65.95
Radford Studio 90	£154.00
Radford Monitor 180	£208.00
Radford Studio 270	£275.00
Radford Studio 360	£390.00
Ram Kit 50	£69.95
Richard Allan Tango Twin	£47.90
Richard Allan Maramba	£67.50
Richard Allan Charisma	£99.00
Richard Allan Super Triple	£79.90
Richard Allan RA8 kit	£51.50
Richard Allan RA82 kit	£81.50
Richard Allan RA82L kit	£87.95
Seas 223	£39.95
Seas 253	£61.70
Seas 403	£74.90
Seas 603	£119.90
Wharfedale Denton XP2 kit	£30.75
Wharfedale Shelton XP2 kit	£39.50
Wharfedale Linton XP2 kit	£54.95
Wharfedale Glendale XP2 kit	£67.50

CARRIAGE & INSURANCE

Tweeters & Crossovers	40p each
Speakers up to 10"	75p each
Speakers 12"	£1.50 each
Speakers 15"	£2.50 each
Speakers 18"	£3.50 each
Speaker kits	£2.50 per pair
Mag. design kits	£3.50 per pair

Prices correct at 1.5.79

Everything in stock for the speaker constructor!
BAF, Long Fibre Wool, Foam, Crossovers, Felt Panels, Components, etc.
Large selection of grille fabrics.
(Send 15p in stamps for grille fabric samples.)

Send 15p stamp for free 38 page catalogue 'Choosing a Speaker'

Telephone: Speakers, Mail Order and Export:
0625 529599.

Hi-Fi: (Swift of Wilmslow) 0625 526213.

Lightning service on telephoned credit card orders!

SWIFT
OF WILMSLOW
The firm for Hi-Fi
5 Swan Street,
Wilmslow, Cheshire.

**WILMSLOW
AUDIO**
The firm for Speakers

Swan Works, Bank Square,
Wilmslow, Cheshire.

YOU NEED NEVER BUY A COLOUR FILM AGAIN!

WIRELESS WORLD COLOUR PHOTO SERVICE




● **SUPER QUALITY HI-DEFINITION SHEEN COLOUR PRINTS**

● **FREE KODACOLOR FILM TO FIT YOUR CAMERA**

● **SEE YOUR PICTURES BEFORE YOU PAY!**

ROLLEI POCKETLINE 200 COMPACT CAMERA AND ELECTRONIC FLASH-GUN

RSP £30.50 **Our Price £19.95**
inc. VAT & P&P



From Rollei, one of the most respected names in photography. Precision made with a 3 element optical glass lens, colour corrected for quality colour photography. Supplied in gift box complete with wrist-strap. Fully guaranteed for 12 months. Finger-light push button shutter release • 2 brightness setting controls • Shutter speed 1/125 sec. reducing the possibility of camera shake • Clear view finder — easy to use even with spectacles • Drop-in 110 cartridge loading — simplicity itself • Detachable electronic flash — no complicated wires. 150 flashes from 2 pen-cell batteries (not supplied).

CAMERA ORDER FORM

To: Camera Offer, Freepost, Teddington TW11 8BR.
Please send me the Rollei Pocketline 200 Camera and Electronic Flash-gun.

I enclose cheque p.o. for £19.95
(payable to Wireless World Camera offer) .

Name (please print)

Address

.....
Registered in England No. 495406. Registered Office: 1 Throwley Way, Sutton, Surrey.



You get a special deal when you use our Colour Photo Service. Thousands of magazine readers are delighted with it. Because you save money on Kodak recommended prices — and you only pay for the prints you actually receive! So why not give it a try? You'll be delighted with our luxury borderless colour prints. Without borders you get as large a picture as possible — and our pictures have a hi-definition sheen for greater clarity.

HERE'S WHAT YOU DO

Send us any make of colour print film inside the envelope enclosed in this issue. Or fill in the coupon below and send it with the film in a strong envelope to: Wireless World Colour Photo Service, FREEPOST, Teddington TW11 8BR. No stamp is required. Send no money at this stage.

FREE KODACOLOR FILM

We'll send you a Kodacolor film, absolutely free, with your prints, together with an invoice for only the successful shots, eliminating the need for credit notes.

UNBEATABLE VALUE

You're probably paying around 17p a print plus £1 for developing. Well, our price is an amazing 15p per print plus only 85p to cover developing, administration, postage and packing! Our minimum charge is 85p (assuming no prints come out) inc. V.A.T. Offer limited to U.K. and Eire, C.I. and B.F.P.O.

Remember, you only pay for successful prints — no credit vouchers. And you only pay on invoice: a straight forward business transaction with the extra advantages of quality, reliability and convenience. Value for money — and a free Kodacolor film worth about £1.00.

Films accepted on Standard Terms of Business (available on request).

From Wireless World
COLOUR PHOTO SERVICE,
Freepost, Teddington, TW11 8BR


NAME (please print)

ADDRESS

Postcode

If we told you the best way to talk to your staff... what would you say?

We can tell you how to talk to your secretary, your accounts clerk, your foreman - or to all of them at once. We can now offer you the first really practical and economical duplex intercom system - for all your communication needs.



- The first 100% British designed and manufactured duplex intercom system
- Employs the smallest known control unit
- Offers paging facility as standard
- Conference facility up to 8 stations - also standard
- Uses less cable than competitive systems.

Easier to install - More standard facilities - And less expensive than most other systems

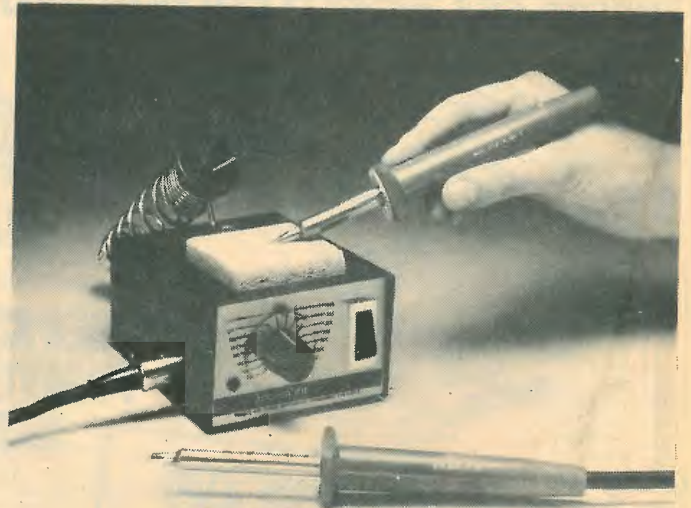


**Barkway Electronics Ltd, Barkway, Royston,
Herts SG8 8EE
Telephone Barkway (0763 84) 666**

WW - 010 FOR FURTHER DETAILS

SOLDERING EQUIPMENT

by ADCOLA

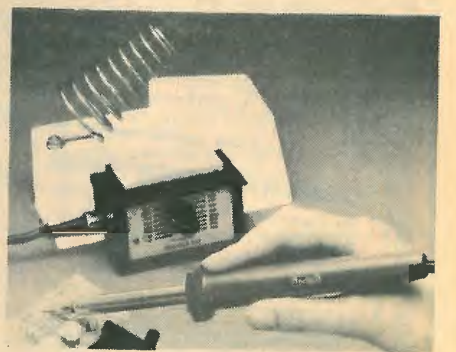


has features other tools have not

- 50w ELECTRONIC TEMPERATURE CONTROL
- TOTAL EARTH SYSTEM
- NO MAINS INTERFERENCE
- NO MOVING PARTS
- LOW SAFETY VOLTAGE OPERATION
- ADJUSTABLE TEMPERATURE WITHOUT BIT CHANGE
- MINIMUM OF MAINTENANCE
- SIMPLE PLUG-IN BITS
- PROMPT BIT REPLACEMENT SERVICE
- TOOL INTERCHANGEABILITY
- LOCKABLE TEMPERATURE INDICATING DIAL
- 12 MONTHS GUARANTEE

(Above)
Soldering unit 101 showing two instruments available
101TS Barrel length 45mm
101T Barrel length 67mm

(Right)
Soldering unit 333 two instruments available
101T Barrel length 67mm
101TS Barrel length 45mm



★ Range of 10 ADIRON long life bit profiles available

Sales Department
ADCOLA PRODUCTS LIMITED
ADCOLA HOUSE, GAUDEN ROAD, LONDON SW4 6LH
Telephone 01-622 0291/4 Telex 21851 ADCOLA

WW-088 FOR FURTHER DETAILS

ASTRA-PAK

92 GODSTONE ROAD
WHYTELEAFE SURREY CR3 0EB

All prices include V.A.T. Add 25p for P&P (Extra for overseas). Discounts over £10 less 5%, over £20 less 5%, over £20 less 10%, over £50 less 15%, over £100 less 20%. Send SAE for complete list of components.

7400	0.12	7495	0.54	74190	1.05	74LS113	0.36	4007	0.16	4085	0.72
7401	0.12	7496	0.60	74191	0.99	74LS114	0.36	4008	0.92	4086	0.76
7402	0.12	7497	2.38	74192	0.99	74LS123	0.82	4009	0.45	4089	1.55
7403	0.12	74100	0.84	74193	1.05	74LS124	2.45	4010	0.48	4093	0.65
7404	0.13	74104	0.40	74194	0.80	74LS125	0.44	4011	0.15	4094	1.80
7405	0.13	74105	0.40	74195	0.84	74LS126	0.44	4012	0.16	4095	1.10
7406	0.28	74107	0.28	74196	0.90	74LS132	0.69	4013	0.42	4096	1.10
7407	0.28	74109	0.45	74197	0.90	74LS136	0.40	4014	0.80	4097	3.50
7408	0.14	74110	0.46	74198	1.48	74LS139	0.53	4015	0.77	4098	1.12
7409	0.14	74111	0.70	74199	1.48	74LS138	0.53	4016	0.42	4099	1.80
7410	0.13	74116	1.60	74221	1.50	74LS161	1.05	4017	0.77	4404	1.00
7411	0.18	74118	0.82	74273	2.15	74LS153	0.50	4018	0.87	4412	0.30
7412	0.21	74119	1.30	74279	1.25	74LS154	1.20	4019	0.42	4428	0.80
7413	0.25	74120	0.82	74283	1.70	74LS155	0.88	4020	0.92	4445	1.50
7414	0.54	74121	0.25	74284	6.85	74LS156	0.88	4021	0.82	4449	0.30
7416	0.27	74122	0.40	74293	1.35	74LS157	0.47	4022	0.82	4501	0.17
7417	0.27	74123	0.53	74298	1.92	74LS158	0.53	4023	0.15	4502	0.88
7420	0.13	74125	0.44	74390	1.82	74LS160	1.22	4024	0.66	4507	0.50
7421	0.28	74126	0.45	74393	2.12	74LS161	0.69	4025	0.15	4508	2.25
7422	0.17	74128	2.00	74LS00	0.19	74LS162	1.22	4026	1.28	4510	1.05
7423	0.25	74132	0.68	74LS01	0.19	74LS163	0.89	4027	0.50	4511	0.98
7425	0.20	74135	0.68	74LS02	0.19	74LS164	1.20	4028	0.87	4512	0.92
7426	0.25	74136	0.75	74LS03	0.19	74LS168	2.00	4029	0.86	4514	2.95
7427	0.25	74137	0.94	74LS04	0.20	74LS169	2.00	4030	0.48	4515	2.80
7428	0.34	74141	0.58	74LS05	0.20	74LS170	1.76	4031	2.34	4516	1.02
7430	0.17	74142	2.00	74LS08	0.19	74LS173	1.05	4033	1.25	4518	0.99
7432	0.24	74143	2.00	74LS09	0.19	74LS174	1.12	4034	2.00	4519	0.50
7433	0.32	74144	2.00	74LS10	0.19	74LS175	1.05	4035	1.00	4520	1.05
7437	0.24	74145	0.64	74LS11	0.19	74LS189	2.85	4036	2.40	4521	2.00
7438	0.24	74147	1.30	74LS12	0.19	74LS190	0.81	4037	0.99	4522	1.35
7440	0.13	74148	1.18	74LS13	0.46	74LS191	0.81	4038	1.00	4527	1.60
7441	0.52	74150	0.99	74LS15	1.10	74LS192	1.80	4039	2.80	4528	0.92
7442	0.55	74151	0.60	74LS14	1.10	74LS193	1.80	4040	0.88	4529	1.10
7443	0.90	74153	0.60	74LS15	0.19	74LS195	1.12	4041	0.72	4536	3.56
7444	0.90	74154	1.05	74LS21	0.19	74LS196	1.20	4042	0.82	4535	4.20
7445	0.70	74155	0.63	74LS22	0.19	74LS197	1.20	4043	0.82	4555	0.85
7446	0.70	74156	0.63	74LS26	0.24	74LS221	1.12	4044	0.82	4556	0.85
7447A	0.64	74157	0.63	74LS27	0.40	74LS247	0.97	4045	1.40	4558	1.25
7448	0.60	74159	1.70	74LS28	0.97	74LS248	0.97	4046	1.32	4566	1.40
7450	0.13	74160	0.80	74LS32	0.25	74LS249	0.97	4047	0.86	4583	0.75
7451	0.13	74161	0.80	74LS37	0.27	74LS251	1.00	4048	0.80	4585	1.03
7453	0.13	74162	0.80	74LS38	0.27	74LS253	1.05	4049	0.42		
7454	0.30	74163	0.80	74LS40	0.19	74LS257	1.05	4050	0.42		
7460	0.13	74164	0.89	74LS42	0.53	74LS258	1.05	4051	0.84		
7470	0.28	74165	0.89	74LS47	0.97	74LS266	0.39	4052	0.84		
7472	0.22	75166	0.99	74LS48	0.97	74LS273	2.80	4053	0.84		
7473	0.26	74167	2.70	74LS49	0.97	74LS279	0.50	4054	0.84		
7474	0.26	74170	1.88	74LS51	0.19	74LS283	1.00	4055	1.00		
7475	0.30	74172	4.00	74LS54	0.19	74LS289	2.85	4060	0.98		
7476	0.26	74173	1.18	74LS55	0.20	74LS293	0.90	4066	0.48		
7480	0.45	74174	0.89	74LS57	0.97	74LS295	1.60	4067	3.50		
7481	0.90	74175	0.68	74LS74	0.34	74LS352	0.82	4068	0.24		
7482	0.80	74176	0.88	74LS75	0.45	74LS353	1.05	4069	0.24		
7483	0.72	74177	0.88	74LS76	0.32	74LS365	0.50	4070	0.17		
7484	0.80	74178	1.20	74LS78	0.32	74LS366	0.50	4071	0.17		
7485	0.88	74179	1.10	74LS83	0.78	74LS367	0.50	4072	0.17		
7486	0.26	74180	0.90	74LS85	0.90	74LS368	0.50	4073	0.17		
7489	2.00	74181	1.92	74LS86	0.35	74LS368	0.37	4075	0.17		
7490	0.35	74182	0.75	74LS93	0.95	74LS670	2.00	4076	0.15		
7491	0.65	74183	1.20	74LS97	1.10	4000	0.14	4077	0.46		
7492	0.44	74185A	1.20	74LS107	0.36	4001	0.15	4078	0.22		
7493	0.40	74186	2.70	74LS109	0.36	4002	0.16	4081	0.17		
7494	0.80	74188	2.70	74LS112	0.36	4006	0.92	4082	0.20		

WW - 032 FOR FURTHER DETAILS

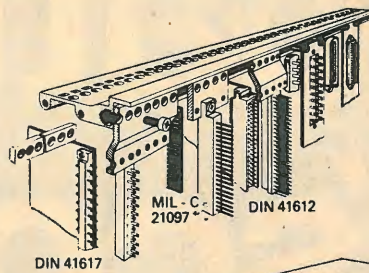
NEW

The West Hyde MOD-1 Range

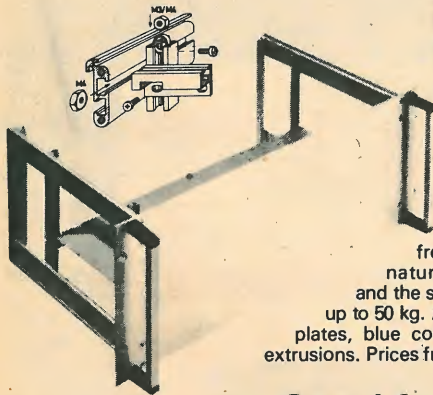
Swiss craftsmanship comes to instrument cases!





The "Type C" series (above) are finished in aluminium and blue and come complete with handles and feet. 19" rack mounting brackets are available for all sizes, together with a wide variety of card guides and connector profiles. Prices from £23.17.



Here are three new series of enclosures from Switzerland — elegant, strongly constructed and versatile enough for hundreds of applications. The range includes dozens of card guides, extrusions and rails which make for quick and simple mounting of all types of components. The details are all in the latest West Hyde catalogue.



The "Type A" series racks (left) are available in two depths and heights of 2 to 6 U. The front panel is 4mm thick natural anodised aluminium, and the sturdy framework will carry up to 50 kg. Accessories include chassis plates, blue cover plates and mounting extrusions. Prices from £14.96.



The "Type E" series 19" housings (right) are made to take the Type A racks, or our 19" front panels. Attractively finished in blue and light grey, the cabinets may be supplied in two depths and seven heights. Slide rails, mounting rails and many other accessories are kept in stock. Price from £47.55.



Send for our catalogue and price list!

All West Hyde cases are available with substantial discounts for quantities. The Mod-1 Range have price breaks at 5, 10, 25, 50 and 100 off (12% discount at 100 off). Prices include post and packing and are correct at press date. Please add 8% VAT. 10% discount is given on first two price breaks if cases are collected.

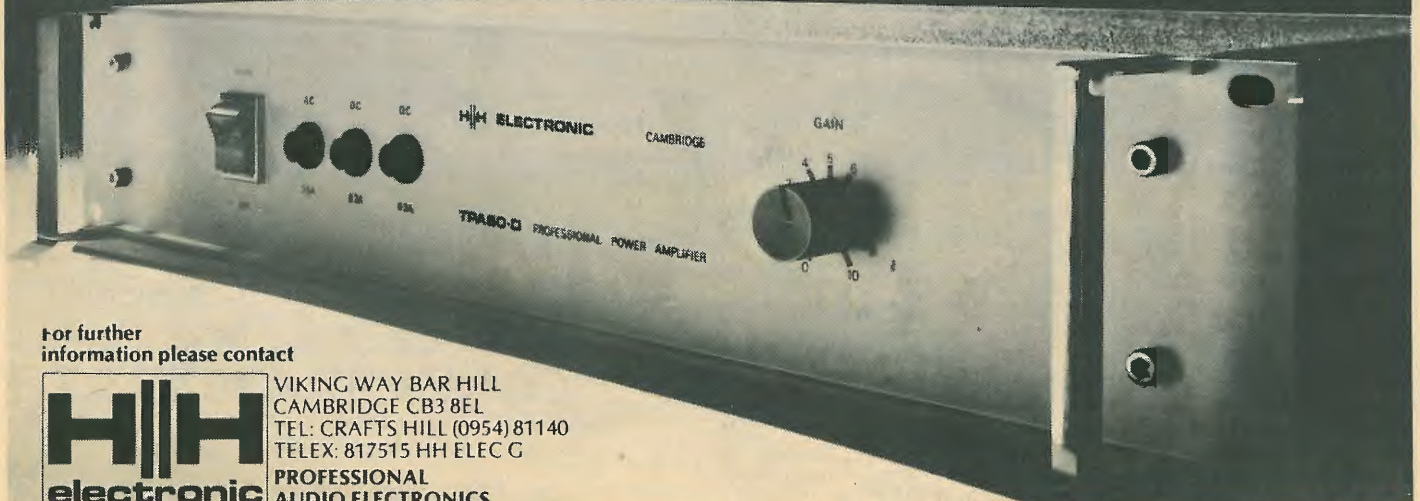
WEST HYDE DEVELOPMENTS LIMITED, Unit 9, Park Street Industrial Estate, AYLESBURY, BUCKS. HP20 1ET. Phone: Aylesbury (0296) 20441. Telex: 83570

WW — 054 FOR FURTHER DETAILS

TPA SERIES D — PROVEN POWER

Only the best designs stand the test of time. The reliable power of the TPA Series D has been a consistent choice of professional audio engineers.

- 19" x 3 1/2" rack mounting
- Load sensing output protection circuits
- Stable into loads of any impedance characteristic
- Available with a range of connectors and line transformers
- TPA 100 D incorporates plug-in PCB's and power transistors
- AM 8/12 fits loudspeakers enclosures for monitor purposes
- Conservative power rating 25,50 and 100W RMS. Full power at 15 ohms
- At 8 ohms power rating of 45,80 and 170W RMS
- Designed to operate in ambient temperatures in -25°C + 50°C range




For further information please contact



VIKING WAY BAR HILL
CAMBRIDGE CB3 8EL
TEL: CRAFTS HILL (0954) 81140
TELEX: 817515 HH ELEC G
PROFESSIONAL
AUDIO ELECTRONICS

WW — 083 FOR FURTHER DETAILS

A battery of 'scopes



Three superb oscilloscopes from Telequipment which meet the demand for dependable, accurate measurements in truly portable form. And portable they certainly are.

The heaviest weighs less than 13 lbs and each one will work from AC mains, external DC, or for up to four hours from integral re-chargeable ni-cad cells.

Choose from the single trace S22 with its useful 5MHz bandwidth, the dual trace D32 for 10MHz applications, or the D34 with higher sensitivity in both channels up to 15MHz.

For that unique combination of precision, size and reliability at modest cost, Telequipment's portable oscilloscopes are unsurpassed.

For your full catalogue and price list for Telequipment products - Circle No.

TELEQUIPMENT



Tektronix UK Ltd, P.O. Box 69, Coldharbour Lane, Harpenden, Herts.
Tel: 05827 63141 Telex: 25559

D34: NATO Stock No. 6625-99-645-7280. D34: with transit case, mains lead and probe kit: NATO Stock No. 6625-99-645-7279.

WW-089 FOR FURTHER DETAILS

wireless world

Editor:

TOM IVALL, M.I.E.R.E.

Deputy Editor:

 PHILIP DARRINGTON
 Phone 01-261 8435

Technical Editor:

 GEOFFREY SHORTER, B.Sc.
 Phone 01-261 8443

Projects Editor:

 MIKE SAGIN
 Phone: 01-261 8429

News Editor:

 RAY ASHMORE, B.Sc., G8KYY
 Phone 01-261 8043

Communications Editor:

TED PARRATT, B.A.

Drawing Office Manager:

ROGER GOODMAN

Production & Design:

ALAN KERR

Advertisement Controller:

G. BENTON ROWELL

Advertisement Manager:

 BOB NIBBS
 Phone 01-261 8622

DAVID DISLEY

Phone 01-261 8037

Classified Manager:

 BRIAN DURRANT
 Phone 01-261 8508 or 01-261 8423

 BARRY LEARY (*Classified Advertisements*)
 Phone 01-261 8508

 JOHN GIBBON (*Make-up and copy*)
 Phone 01-261 8353

Publishing Director:

GORDON HENDERSON

Information gap

If the new British government pays any attention to a Conservative Party working group report issued just before the election, it will be establishing a definite policy on information technology. The report recommends for example that there should be a government minister to be responsible for the information industries and that strikes by people operating telecommunication and some computer systems should be made illegal. But although it deals with many social aspects of information technology, the report fails to mention that ever-present fear of ordinary people that we are all being taken over by computers. This report above all should have made it clear that such anxieties can be dispelled by the proper use of information — to inform.

Partly conditioned by novels depicting people at the mercy of machines, such as "Brave New World" and "1984," the public view of the advancing computer-state is one of near horror. It is convenient for those in favour of unchecked collection of personal data that the villain of the piece is the device used to sift the evidence rather than the human intelligence at the controls. Add to this the widespread concern at the threat of structural unemployment in the wake of the silicon chip, and the computer really begins to emerge as a fully formed monster.

One misconception could be dispelled by pointing out that, in spite of remarkable increases in memory capacity, no machine has yet been made which could be termed "intelligent" in more than the limited sense mentioned in our November editorial. It is even more important that people should be helped to grasp the inescapable fact that a computer is nothing without a program — that vital human stimulus, like the blow administered to a new born baby to make it breathe, without which the mechanism cannot function.

Some optimistic engineers have seen visions of a perfect society served by an impeccable technology, but realities such as atmospheric pollution and electronics in the service of war limit the fulfilment of such visions. One comes to the sad conclusion that, without a sensitive and cautious approach to the widening problems of the interface between the natural and man-made worlds, industrial unrest and social disruption must follow. A great deal can be done, however, by overcoming ignorance.

Those who have the skills to communicate ideas should begin the attempt to bridge the information gap by showing real evidence of the advantages of data processing in time and labour saving and by describing improvements in operating efficiency not only in industry but in social services such as electricity supply, home heating systems and medicine where computer systems are in use. Such illustrations can be underlined by emphasising that electronics is still subject to control by human will and that as long as technical progress is directed with care it can do much to improve the human condition.

It has been reported elsewhere that the Department of Inland Revenue is to computerise all its PAYE administration areas, and processing operations are to begin in 1984. This really isn't "Big Brother" looming as a tangible reality, but the coincidence is certainly one to produce a knowing smirk on the face of a committed critic of computers and data banks.

On the other hand, if we are not prepared to provide sufficient information to allay the fears of the uninitiated we can hardly blame them for turning a deaf ear to our protestation that all is well. At least, as far as we know all is well. If the worst should happen and 1984 becomes reality in 1994 some of us may recognise that, as with politicians, we only get the systems we deserve.

The loop aerial revived

Three designs for improving broadcast band reception

by R. E. Schemel

When the ferrite rod aerial came into general use in broadcast receivers the loop or frame aerial that had served well for many years fell into obscurity. Here the author takes a fresh look at the loop and shows how it can be used to improve reception of distant and fringe-area m.w. and l.w. stations, particularly in the interference conditions of the average home. After a theoretical analysis and comparisons with ferrite rod and long wire aerials the article presents three designs at different levels of constructional complexity: a simple magnetic field multiplier, which is placed near (but not connected to) a set with a ferrite rod aerial; a large external loop which can be wound round pieces of furniture; and a small loop intended to be fitted inside the case of a receiver.

NOW THAT a new frequency plan for the long and medium wave broadcast bands has been introduced into Europe reception should be improved, particularly after dark. There may therefore be an awakening of interest from readers (and also from the general public) in receiving stations other than those of local origin, but to do this one requires an aerial whose pick-up properties are considerably superior to the ferrite rod incorporated into the majority of modern receivers.

Quite apart from long distance reception, there are also other situations where a better performance is desirable; for example, reception in a much larger fringe area would be possible for the extensive local radio network which is developing. Looking further ahead, a.m. stereo is under active consideration (in the United States at least), and presumably this will call for an improved signal-to-noise ratio, for aesthetic if not for technical reasons. It would thus seem to be an opportune moment to suggest that a good aerial which would meet the above requirements is nothing more than an old fashioned loop, which passed into a sort of technical twilight with the introduction of the ferrite rod.

Ferrite rod aerials are now almost universally used for broadcast reception, and have been so for at least two decades. Prior to this a long wire external to the receiver reigned supreme, except where portability was required, and in these cases a loop was used which was often a part of the cabinet.

Going further back in time, some of the earliest radios often sported frame aerials of large size and impressive shapes. Why the rise and decline in the popularity of the loop should have occurred is not clear, since its advantages for broadcast reception have long been known, but several minor reasons could be cited. One is that early loops could be easily mistuned by hand capacitance effects, another is that of the added complication of making one loop winding tune both the medium and the long waves (but then many parts of the world use only one waveband). Other reasons are less tangible; for example, it may be difficult to manufacture a receiver with a loop external to the main circuit board, the present day ferrite rod being convenient in respect of unitary construction, low magnetic coupling and ease of alignment before

assembly; it could simply be the whim of fashion. If this is the only reason, manufacturers please take note!

The need for magnetic loop reception

The easiest and cheapest aerial for broadcast band reception is almost certainly a longish piece of wire. It gives far more signal than is necessary, and this allows the coupling into the input stage to be so weak that mistuning is minimal. Even a metre or so of wire is adequate if the coupling is increased, as can be confirmed by checking the performance of one of the better car radios. Why, then, bother with anything else? The answer lies in the electromagnetic environment, which has become progressively more harsh. The average house is probably provided with several commutator type motors, innumerable on/off contacts, fluorescent lamps, and that arch villain, the television receiver. Outside of the immediate area around a house, factories, trains, welders, street lighting, high voltage power lines and many other sources all have the potential of causing interference. This is either conducted to the vicinity of the receiver by the mains, overhead lines, etc. or is radiated. The net result, particularly in urban areas, is interference which often is well above the natural background noise level.

Almost all the interference at the broadcast range of frequencies is caused by relatively high r.f. voltages rather than by closed current loops. The electric, electromagnetic, and magnetic fields generated by such voltages can be described in terms of elementary electric doublets (see, for example, any textbook on antennas). The theory is quite straightforward, but for the purpose of this article it is convenient to consider the coupling between the interference source and a wire aerial as being only capacitive and electromagnetic, the inductive (magnetic) effects being negligible. It can be shown that the capacitive coupling between two small doublets varies as the inverse cube of distance, and thus the coupled interference also varies in the same way. Electromagnetic radiation also occurs, and this gives rise to a field which varies inversely with distance. At a large distance from the source the electromagnetic effect predominates,

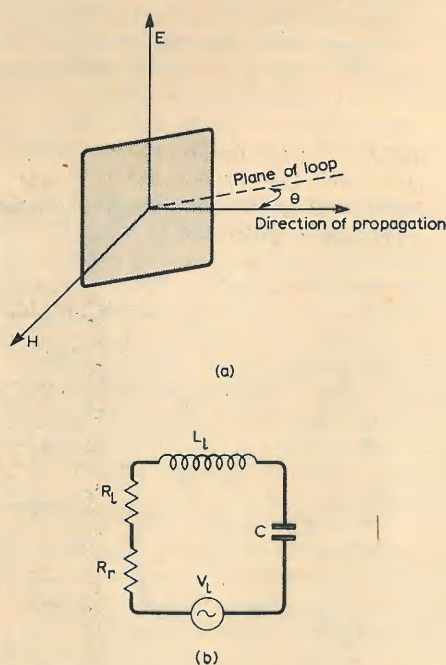


Fig. 1. A loop aerial immersed in an electromagnetic field. At (a) system of co-ordinates with vertical field strength E volts/metre, horizontal field strength H amperes/metre and θ the angle between plane of loop and direction of propagation. At (b) the equivalent circuit with L_1 inductance of loop, R_1 loss resistance, and R_r radiation resistance, the loop being tuned by capacitance C .

but near to the source the capacitive, or electrostatic, effect is much larger. The critical distance where the electric and electromagnetic fields are equal is $\lambda/2\pi$ in the case of a small doublet, and at broadcast wavelengths this is 50 metres or more.

A small loop aerial is not responsive to purely electric fields, but only to the magnetic flux threading its area (in this respect it cannot differentiate between an electromagnetic or magnetic field). Inside the critical radius the loop will therefore have superior interference rejection properties compared with a wire aerial. The corollary, that is, a wire would be superior to a loop if the interference were caused by closed current paths, is also true but is not generally of interest in practice.

The superiority of the magnetic loop over a wire aerial can be quite substantial, particularly when the source is localized and close in terms of a wavelength or the interference is conducted. In this last respect, it is particularly advantageous in suppressing television line timebase interference, and readers who have receivers equipped with both ferrite aerials and a connection for a long wire can confirm this. A loop is therefore a natural choice for reception on the broadcast bands, provided that its pick up properties are adequate. That this is so will now be demonstrated.

Loop and ferrite rod principles

Fig. 1 shows an electrically small loop (e.g. all dimensions much smaller than the wavelength) immersed in an electromagnetic field. The field has a vertical strength of E volts/metre and a horizontal strength of H amperes/metre. The plane of the loop is at an angle θ to the direction of propagation. E and H are related by the well known expression $H = E/Z_0$, Z_0 being the characteristic impedance of free space. Z_0 is defined by the relation

$$Z_0 = \sqrt{\frac{\mu_0}{\epsilon_0}} = 377 \text{ ohms} = c\mu_0$$

$\mu_0 = 4\pi \times 10^{-7}$ henries/m (free space permeability)

$\epsilon_0 = 8.85 \times 10^{-12}$ farads/m (free space permittivity)

$c = \text{velocity of light} = 1/\sqrt{\epsilon_0\mu_0}$

The H field gives rise to a uniform flux density of $B = \mu_0 H$ tesla and the loop area A intercepts a total flux of $BA \cos\theta$ webers. If the flux varies sinusoidally, i.e.,

$$B(t) = B \cdot \sin 2\pi ft$$

then the flux rate of change is

$$\dot{B}(t) = B \cdot 2\pi f \cos 2\pi ft,$$

and a voltage V is induced into an N turn loop of

$$V = AN\dot{B} = 2\pi f ANE(\mu_0/Z_0)\cos\theta, \quad (1)$$

where the variation with time has been dropped. By substituting for μ_0 and Z_0 and aligning the loop with the direction of propagation, the more familiar expression in terms of wavelength may

also be obtained:

$$V = \frac{2\pi NAE}{\lambda} \quad (2)$$

The induced voltage is injected in series with the loop, and when the latter forms part of a tuned circuit, the output across the tuning capacitor is

$$V_1 = 2\pi f A_f N_f (\mu_0/Z_0) \cdot E \cdot Q_t \quad (3)$$

If a ferrite rod is slipped inside the loop the flux increases, the proportional increase being defined as the effective permeability of the rod and being denoted by the symbol μ_f . Thus, for a ferrite rod, eq. (3) becomes

$$V_f = 2\pi f A_f N_f (\mu_0/Z_0) E Q_t \mu_f \quad (4)$$

μ_f is a complicated function of the length to diameter ratio and, to a much lesser extent, the relative permeability of the rod material. Fig. 2 shows the relationship*, from which it can be seen

Fig. 2. Relationship between effective permeability of ferrite rod and length-to-diameter ratio of the rod.

that a value for μ_f of between 50 and 150 can be expected.

Loop vs. ferrite rod

The relative performance of the two aerials can now be examined under the following basic assumptions:

1. Both aerials have the same inductance (so that they tune with the same load capacitance)
2. Each aerial is electrically small and there are no effects other than those discussed.

Before making the comparison the turns required for each type of aerial must be known.

The inductance of any single-layer

*For complete design details of a ferrite aerial see Ref. 1. Also see the December 1978 issue of *Wireless World* for an interesting alternative derivation of eq. (4)

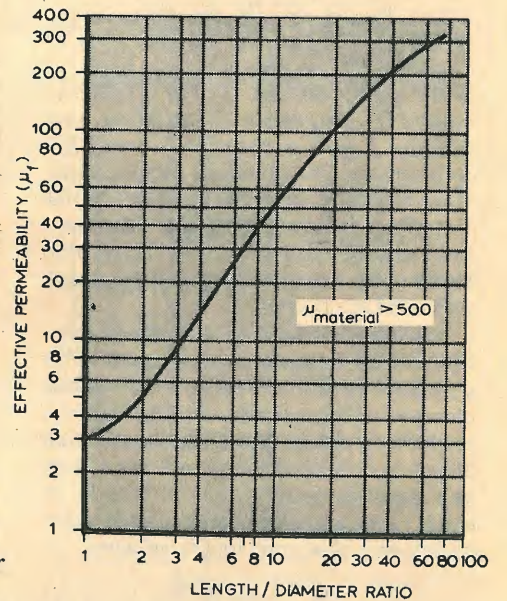
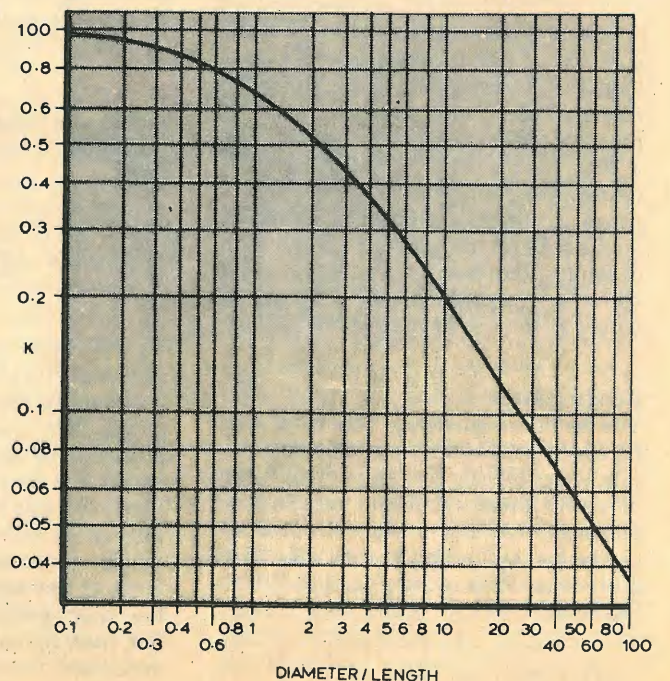


Fig. 3. Value of form factor K used in inductance calculations for a circular coil, as a function of the ratio: diameter d to length l of the coil.



coil can be calculated from the general formula

$$L = \frac{\mu_0 AN^2 K \mu_e}{l} \quad (5)$$

where K is a form factor which is a function of the diameter d to coil length l , and μ_e is the effective permeability of the magnetic material inserted into the coil. Values of K can be found from Fig. 3, which is strictly valid for single layer coils of circular cross section. Rectangular cross section coils can be allowed for by calculating a value for d based on a circular cross-section of the same area and the formula is also valid for thin multilayer coils. From eq. (5) the number of turns is

$$N = \sqrt{\frac{LI}{\mu_0 AK \mu_e}} \quad (6)$$

Substituting for N in eqs (3) and (4), a dimensionless figure comparing the performance of the two different types of aeriels is obtained:

$$\frac{V_i}{V_f} = \frac{Q_i}{Q_f} \cdot \frac{1}{\mu_f} \sqrt{\frac{l_i}{l_f} \cdot \frac{A_i}{A_f} \cdot \frac{K_f}{K_i} \cdot \mu_e} \quad (7)$$

Of the variables in eq. (7), the Q factor is limited by problems of tracking and selectivity, and in practice is equal for both aeriels. The effective permeability of the ferrite, μ_f , could be up to about 100 for rods of reasonable length, diameter, and material permeability. μ_e is typically about 12 for the types of coil shapes and rods used in practice.*

The other variables are at the discretion of the designer, but to make the comparison as equitable as possible identical coil geometries will be considered. (In practice it will be found that different coil geometries will not make any significant difference.) Thus K_i is equal to K_f , l will be proportional to the square root of A , and eq. (7) becomes

$$\frac{V_i}{V_f} = \frac{\sqrt{\mu_e}}{\mu_f} \left(\frac{A_i}{A_f} \right)^{3/4} \quad (8)$$

A typical cross section of a ferrite rod is $A_f = 0.5 \text{ cm}^2$ and for comparison a small loop $25 \times 16 \text{ cm}$ will be taken, this being representative of one of the smallest portable radio sizes which could include a 20cm ferrite rod. Substituting these figures, the ratio is found to be about 5 times or 14dB. Commonly available ferrite rods do not seem to exceed 20cm in length, whereas many radios would allow for a larger loop; a $30 \times 50 \text{ cm}$ loop would give gains of 20 times or 26dB.

Performance

The traditional measure of performance for a loop aerial is expressed by eq. (2) or (3); however, this is really only a figure of gain, not a complete measure of performance, and a better indication can be had by finding how much noisier a practical loop is than the ideal (lossless) case.

Referring to Fig. 1(b), the loop consists of an inductance (tuned by the capacitor C , which is assumed to be lossless), a loss resistance R_l , and a radiation resistance R_r . The two resistances appear in series and generate thermal noise according to their respective magnitudes and absolute temperatures. R_l is at room temperature, but R_r has a much higher temperature to account for the background of thunderstorms and man-made noise (in free space R_r would have a very low temperature). Denoting the ratio of the temperature of R_r to that of R_l as T , the ratio of the noise powers of Fig. 1(b) to the lossless case is

$$F = \frac{TR_r + R_l}{TR_r} = 1 + \frac{R_l}{TR_r}$$

F is a degradation factor, analogous to the noise figure of a receiver, which can be made to approach one by increasing the radiation resistance, i.e. by increasing the size of the loop.

Substituting for the quantities R_r , R_l , and L as follows:

$$R_r = 640\pi^4 \cdot \frac{A^2 N^2}{\lambda^4}$$

$$R_l = \frac{2\pi f L}{Q} = \frac{2\pi c L}{\lambda Q}$$

$$L = \mu_0 \frac{AKN^2}{l}$$

F can be written as

$$F = 1 + \frac{Z_0}{320\pi^3} \cdot \frac{\lambda^3}{TQ} \cdot \left[\frac{K}{Al} \right] \quad (9)$$

The last term in square brackets is only a function of the factor K and the loop volume. From Fig. 3, K is a minimum when the ratio d/l is a minimum, that is, when the coil is short. In fact, as the loop becomes very short, the inductance L tends to the expression.

$$L \approx \frac{\mu_0 d}{2} \left[\ln \frac{8d}{u} - 1.75 \right] N^2 \quad (10)$$

where u is the diameter of the conductor bunch. F can then be written in the form

$$F = 1 + \frac{Z_0}{320\pi^3} \cdot \frac{\lambda^3}{TQ} \cdot \frac{2}{d\pi A} \ln \left(\frac{8d}{u} - 1.75 \right) \quad (11)$$

Eq. (11) apparently shows that the degradation increases as the cube of the wavelength, an inevitable consequence of the fact that radiation resistance is proportional to λ^{-4} whilst the loss resistance is only proportional to λ^{-1} . However, this is reckoning without the effects of background noise. Fig. 4, which shows background noise in the form of the noise temperature ratio T , has been extracted from CCIR report 322 (Ref. 2) for selected periods of the year, and is applicable to the United

Kingdom†. It shows that T typically varies as λ^5 or even λ^6 , and so the loop performance actually improves at longer wavelengths. What is also interesting is the distant man-made noise curve applicable to a quiet receiving location; this varies roughly as λ^3 and thus makes loop performance independent of wavelength.

The absolute levels at 1MHz of all the curves are also of particular interest; not only do they show that T is very high, for example it is 55dB for man-made noise, but they also show that only for a small period during daylight hours in winter does the noise due to thunderstorms fall significantly below the man-made value. For much of the time thunderstorm noise is dominant, and on this basis a design criterion which is often used in practice is the man-made noise curve of Fig. 4. Substituting the 55dB value into Eq. (11) and assuming the following typical values for the loop:

$$A = 0.1\text{m}^2 \quad (d = 35\text{cm})$$

$$Q = 200$$

$$u = 1\text{cm}$$

$$\lambda = 300\text{m}$$

gives a value for F of only 3.3dB. Practically speaking, it means that even with a small sized loop the dominant noise comes from the background and not from the losses. Readers who are interested in pursuing the ultimate during the very short winter daytime and who are fortunate enough to be quite remote from civilisation could note that a loop with a diameter of 2 or 3m would be suitable. Whether such efforts are worthwhile is open to conjecture.

Some useful designs

Those who wish to proceed with the construction of a loop aerial, but only after convincing themselves that it is worthwhile, can seek refuge in the field multiplier described below. The advantage of the field multiplier is that no modification to the receiver is required. Having verified the performance, they can proceed to a large external loop, which still only calls for a minimum of alterations, and then finally to a purpose designed loop complete with the correct input coupling to the first stage.

The H field multiplier

The H field multiplier consists of nothing more than a simple loop and a 300-500pF tuning capacitor. Select a suitable cardboard box (the sort provided by the supermarket for bringing home the groceries) with an open end cross section of about 0.1m^2 (1ft \times 1ft). Cut four pieces of hardboard a little smaller than the sides of the box and stick them with impact glue onto the inside walls. Then stick down the top flaps onto this hardboard to make three layers. The result will be a rigid box with one open end which will withstand the

† It is also applicable to the middle latitudes of North American and to most of Europe.

* See previous footnote

strain of winding with a fairly heavy gauge wire.

Select, in order of preference: fairly thick Litz; 16 gauge wire; or seven strands of 22-26 gauge wire made by twisting with a drill. Wind about 30 turns around the sides of the box, spacing the turns evenly over a distance of about 15cm. Fasten the two ends by some suitable means and mount a variable tuning capacitor in the middle of the bottom of the box. Connect the two ends to the capacitor and the loop is complete.

The above design relates to medium waveband coverage using a 300-500pF tuning capacitor. Increasing the turns by a factor of 5 will tune the long wave band. If a different value of tuning capacitor or if a widely different shape of loop is used, the exact number of turns can be found from eq. (6) and Fig. 3.

Place a radio receiver using a ferrite rod near (but not too near) to the loop and select a weak station. Tune the loop and the signal level will increase by up to two orders of magnitude. The effect will not be so noticeable on receivers with good a.g.c. characteristics or with strong signals, and so the weakest possible one should be chosen. Signal level may be increased by moving the ferrite rod inside the loop or closer to the sides, but a value of coupling of more than $k^2 = 1/Q_1 Q_2 \ddagger$ will cause severe mistuning.

To understand why a passive device can amplify a magnetic field, consider a reasonably long loop. Then the inductance of such a loop is easily calculated, and the series resistance R can be found from

$$R = \frac{\omega L}{Q_1} = \frac{2\pi f}{Q_1} \frac{\mu_0 AN^2 K}{l}$$

The reason for choosing a long loop is to allow the shape factor K to equal one, and thus to simplify the mathematics, but the final answer can be generalized to loops of any form.

The induced voltage is given by eq. (4), and can be expressed in terms of the H field by means of the relation $H = E/Z_0$. Thus the current circulating in the loop when the series reactance is tuned out is

$$I = \frac{V}{R} = \frac{2\pi f A \mu_0 H N}{2\pi f A \mu_0} \frac{N^2}{Q_1 l} = \frac{Q_1 H}{N} \quad (12)$$

The current I causes a uniform field of IN/l ampere turns per metre throughout the volume of the loop, and thus

$$H_1 = Q_1 H \quad (13)$$

The effect of the loop is thus to magnify the H field by a factor Q_1 . To reassure

$\ddagger k^2 = M/L_1 K_f$, M being the mutual inductance.

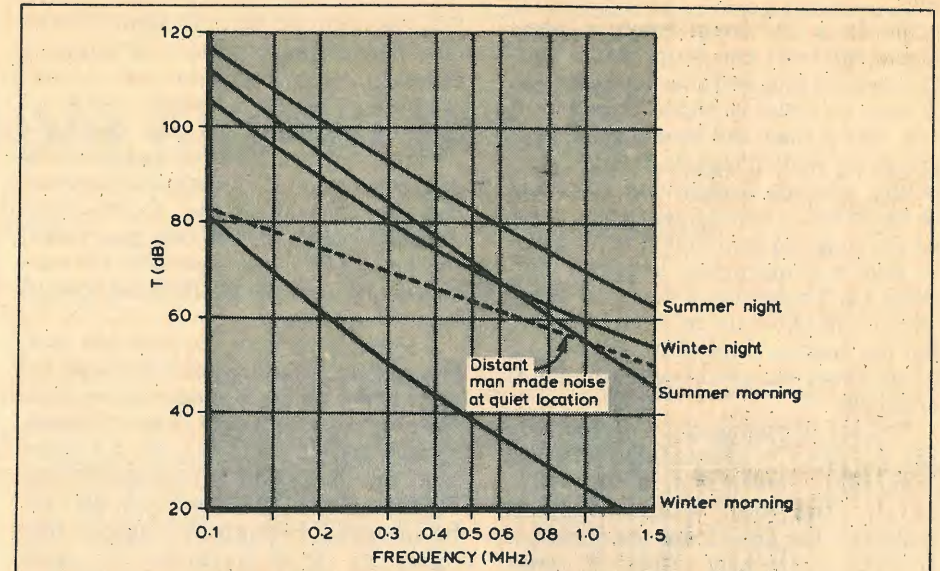


Fig. 4. Background noise in the form of noise temperature ratio T at different frequencies for selected periods of the year (from CCIR report in reference 2).

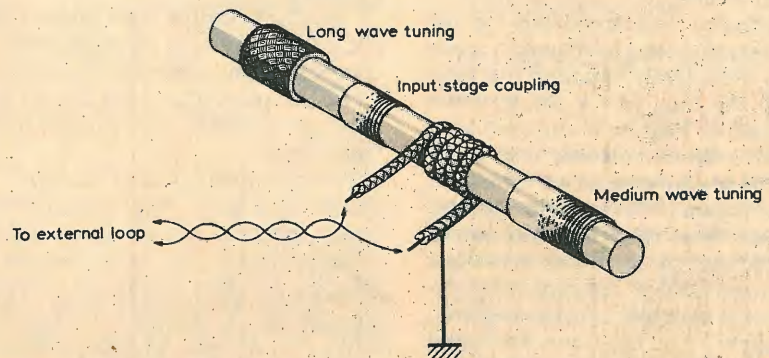


Fig. 5. How to couple an external loop aerial to a ferrite rod aerial in a radio receiver. The extra coil is preferably made of thin screened cable (with its outer braid earthed at one point only) and the inner conductor is connected to the loop aerial by a twisted pair.

those who find the apparent increase in field strength incompatible with the principle of the conservation of energy, it should be noted that the field is inductive and that it is in phase quadrature with the incident field.

The external loop

An alternative to the field multiplier is a largish external loop. Such a loop has the dual merit of being almost invisible and covering both the medium and long wavebands without switching. It can also be coupled into the receiver with an absolute minimum of modification.

The loop can be constructed by winding a few turns of wire around the back of a bookcase. An interesting alternative is to use a single strip of thin foil hidden under the wallpaper, but if the latter suggestion is taken up the foil should be run well clear of any mains cabling buried in the wall, otherwise the good interference rejection properties may be lost.

The area of the loop should be at least $2m^2$ and preferably larger. By this means the coupling into the input stage can be made small and any mistuning

minimized. The orientation should be chosen so that the plane of the loop is within $\pm 60^\circ$ of the direction of propagation of the weakest station to be received.

To connect the loop to the receiver a twisted pair should be used and this should be as short as is convenient. The coupling arrangement into the first tuned stage depends upon whether a ferrite rod or a long wire forms the normal receiver aerial. If there is a ferrite rod, a coupling coil should be made from some fairly thin screened cable as shown in Fig. 5. The outer braid should be earthed at one point only and the twisted pair should be connected onto the two ends of the inner conductor to form a screened coupling coil. The reason for the screening is to minimise electrostatic pick-up, but this is not absolutely essential; ordinary insulated wire can be used with the centre point earthed by a high voltage capacitor – say 0.005 microfarad.

To simplify construction, initially wind a trial coupling coil from single strand plastic covered wire around the ferrite rod; as a rough guide use 4 to 6

turns for a $2m^2$ loop. Select a weak signal without the loop connected. Connect the loop and check that there is a large increase in signal strength; if not, add a turn and repeat with progressively weaker signals, finally determining whether background noise can be heard above receiver noise. The turns on the coupling loop should be adjusted to give a compromise between sensitivity and detuning of the input stage, which will show up in different ways but the most obvious is the appearance of stations on seemingly incorrect channels.

The act of adding the external loop has the effect of decreasing the tuning inductance, and for maximum sensitivity the input stage must be realigned. For large loops the degree of coupling can be kept sufficiently weak for the effect to be minimal, but it should nevertheless be borne in mind. It is a simple matter to unglue the ferrite windings and to slide them along the rod, but this is a matter for the individual to decide.

If the receiver is designed only for use with an external long wire aerial, some means of inductively coupling the loop into both the long and medium wave tuning coils is required. An easy and reasonably effective method is to wrap a few turns of wire around each coil and to connect them both in series with the twisted pair from the loop. One side of the twisted pair should be earthed via a high voltage $0.005\mu F$ capacitor. No estimate of the number of turns required can be given, but they can be found experimentally in the same manner as for the ferrite rod.

Design for an integral loop

Most receivers sold today are portable in the sense that they have no external aerial, and it is not likely that the public at large would accept the inconvenience of either of the two previous designs.

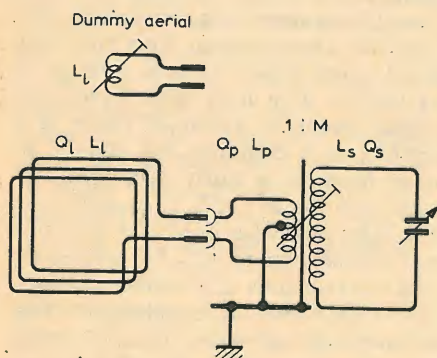


Fig. 6. Coupling arrangement for a low impedance loop aerial fitted inside the case of a receiver. Transformer is the first tuned circuit of the receiver circuit with a coupling coil added. The dummy aerial, a pre-set inductor, is used for alignment purposes when the set chassis is separated from its case.

What is required is to incorporate the loop into the receiver and to do this in a manner which enables it to be manufactured and serviced easily. A design which allows for these dual features and for multiband operation is the low impedance loop with transformer coupling shown in Fig. 6. The low impedance (few turns) loop also gives the benefits of easy mechanical construction and reduction of hand capacitance effects.

A suitable form of construction is a rectangular frame whose dimensions just make it a snug fit inside the receiver case. A low impedance loop is wound spirally around the frame using copper tape. Spaces can be left by staggering the tape pitch so that control shafts can be inserted through the supporting frame. As far as practicable the tape should be wound over the entire width of the frame, the object being to minimize the loop resistance. The number of turns should be chosen to give an inductance of about 10 microhenries.

Two thick flexible leads (ideally made of Litz wire) should be soldered to the copper tape and should be terminated in a two-pin plug. The leads should be as short as possible and should form a twisted pair.

The coupling arrangements are shown in Fig. 6. The transformer is really the first tuned circuit with an added coupling coil. As in the previous designs, for best results the coupling coil should be earthed at the centre point and should be electrostatically screened from the secondary.

The inductance of the secondary must be higher than that required to tune with C because of the loading of the loop. This in turn is dependent upon the turns ratio between primary and secondary. Unfortunately there are no fixed formulae for determining the turns ratio M and the primary inductance L_p unless the characteristics of the following transistor or f.e.t. are known. However, a good approximation is to disregard them and to minimize the noise degradation caused by the coupling transformer losses (see the discussion under "Performance"). In this case the design equations can be shown to be:

$$M^2 = \frac{L}{L_1} (1 + \sqrt{1 + Q_s/Q_p})$$

$$L_p = \frac{L_1}{\sqrt{1 + Q_s/Q_p}} \quad (14)$$

$$L_s = M^2 L_p$$

A common situation is $Q_s = Q_p$, in which case $L_p = L_1/\sqrt{2}$, and from this it can be seen that L_1 has a substantial detuning effect. To maximize performance, both Q_s and Q_p should ideally be much higher than the loop Q . As an example, if $Q_s = Q_p = 4Q$, the trans-

former increases the factor F in eq. (9) by about 2.2 times or 3.5dB.

The remaining design features need only be mentioned in passing. In eqs (14), L is the inductance required to tune with a given value of C , and L_p, Q_p, L_s, Q_s refer to the transformer primary and secondary values of inductance and Q factor. The transformer is switched for each waveband covered. For the purposes of alignment a pre-set inductance, equal to the loop inductance, is plugged in whenever the receiver and its cabinet are separated.

Some results

Loops of all three kinds have been constructed on several occasions and have given excellent results. One such loop, with transformer coupling to the input stage, was made up from a single sheet of aluminium baking foil wrapped 7 times around a box of about $0.2m^2$ cross sectional area. A single layer of newspaper was used as insulation, and although this form of construction is not recommended because of the high self capacitance between the turns, it nevertheless worked extremely well.

During a January afternoon, when the propagation conditions were at their worst for long distance reception, it was possible to pick up many European medium wave stations in a quiet London suburb. These included AFN Stuttgart, several Italian stations, and Radio 4 on 602kHz located at Newcastle. Many local stations in the more distant parts of the UK were heard, as well as all the main BBC transmitters that could be identified with particular frequencies. In fact, it was difficult at any time of the day to locate channels sufficiently clear of transmissions to make sure that the aerial was background noise limited. What was even more remarkable was that interference from a television in the same house was barely noticeable, even on weak signals.

References

1. W. A. Everden, Ferrite Rod Aerials. *Wireless World*, September 1954, p. 440-444.
2. CCIR Report 322, World Distribution and Characteristics of Radio Noise. Documents of the Xth Plenary Assembly, Geneva, 1963, International Telecommunication Union.

Litz wire. One supplier of Litz wire known to us is: Home Radio (Components) Ltd, 240 London Road, Mitcham, Surrey CR4 3HD (Tel: 01-648 8422); and one manufacturer is: Fine Wires Ltd, P.O. Box 30, Mansfield Road, Daybrook, Nottingham (tel: 0602 268251). — Editor.

Simple digital filters

Useful algorithms for digital computers in control systems

by P. A. L. Ham B.Sc.(Eng.), F.I.E.E. NEI Parsons Ltd

A classical method of stabilising or modifying the response of analogue feedback control systems is to introduce phase-lag or -lead terms by simple RC (sometimes RCL) filters. With the advent of cheap microprocessor technology there is a need to provide similar facilities by means of a stored program. Digital systems can only operate by continuously re-calculating and outputting the control variable. They are thus inherently sampled-data systems for which a rigorous mathematical analysis requires the use of the "z-transform". It is possible, however, to calculate analogue filter time-constants and Bode responses by means of simple rules without going each time into Laplace theory, and the results can be applied very successfully in practice. This article shows that, if we are prepared to work within a similar restricted framework with digital systems, it is quite possible to design useful digital filters in software using simple rules without becoming involved with z-transform theory.

DIGITAL FILTERS are constructed by means of algorithms which use the present and previous samples of both the input and the output data. It is an implicit assumption that the samples occur at fixed intervals of time, under the control of a real time clock or some equivalent timing mechanism. Thus, if x_n denotes the n th sample in a train of data, then x_{n-1} denotes the previous sample. In the literature this sometimes appears as $x(nT)$ and $x(nT-T)$ where T is the time between samples, but the meaning is the same. It is unfortunate that T has been used in this context since it has a universal connotation as the value of a time-constant; in the remainder of this article, therefore, we will use t to denote the time between samples and reserve T for its commoner meaning to avoid confusion.

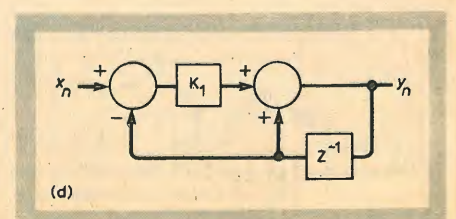
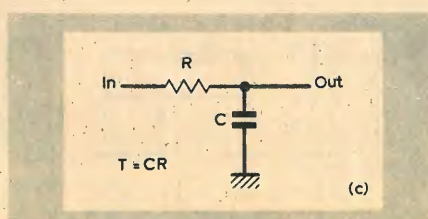
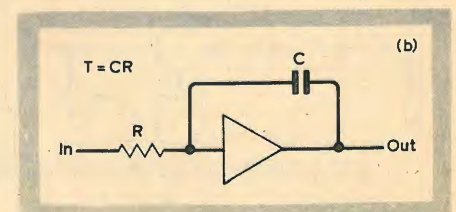
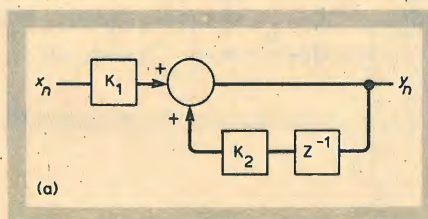
In analogue filters we can find both active and passive designs employing combinations of L, R and C. The choice of algorithms for digital filters is at least as wide. However, for the achievement of, say, a unity d.c. gain, or a frequency response which resembles that of a known analogue filter, the correct choice of design parameters must be made, and it should be realised that without this a familiar result is unlikely to be obtained.

Filters which use in their algorithm

only present and previous values of the input are called "non-recursive," whilst those which use present and previous values of the output are called "recursive." Since the latter constitute a form of feedback loop, they have the possibility of being unstable, and this, too, must be taken care of by correct choice of parameters. In general, non-recursive algorithms are useful for generating frequency responses having a zero, i.e. of a phase-advance characteristic, whilst recursive algorithms are useful for generating frequency responses having a pole, i.e. of a phase-lag or low-pass characteristic.

With all digital filters a useful response for control-system and similar purposes is only obtained up to the frequency defined by the Nyquist rate i.e. $f=1/2t$. Thus for a sampling interval of 10 milliseconds, an absolute limit of 50Hz is obtained for the operation of the digital filter. It should not be assumed that the amplitude response is zero at higher frequencies – quite the reverse, as series of spectra are obtained depending on the frequency ratio. In the present context, however, these only have a nuisance value, and so the components of input frequency around and above the Nyquist rate should be kept as low as possible.

Fig. 1. (a) Digital first-order lag filter, general network diagram; (b) analogue integrator circuit diagram; (c) analogue low-pass passive filter; (d) modified network diagram for digital low-pass filter when $K_1 + K_2 = 1$.



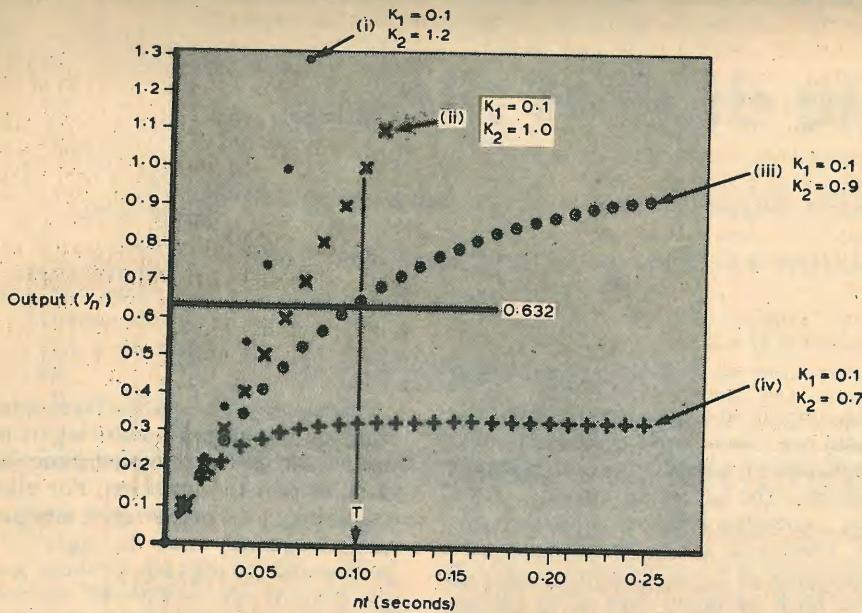


Fig. 2. Digital first-order lag filter. Computed responses to unit step to show effect of varying K_2 .

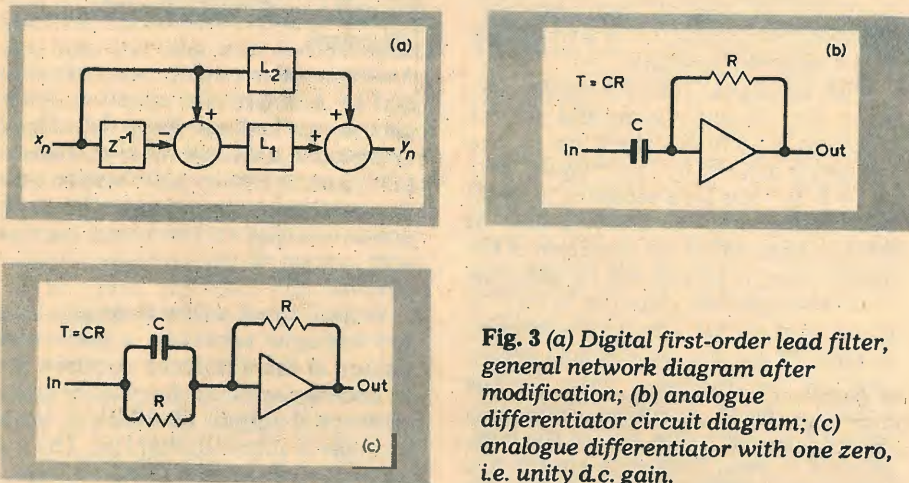
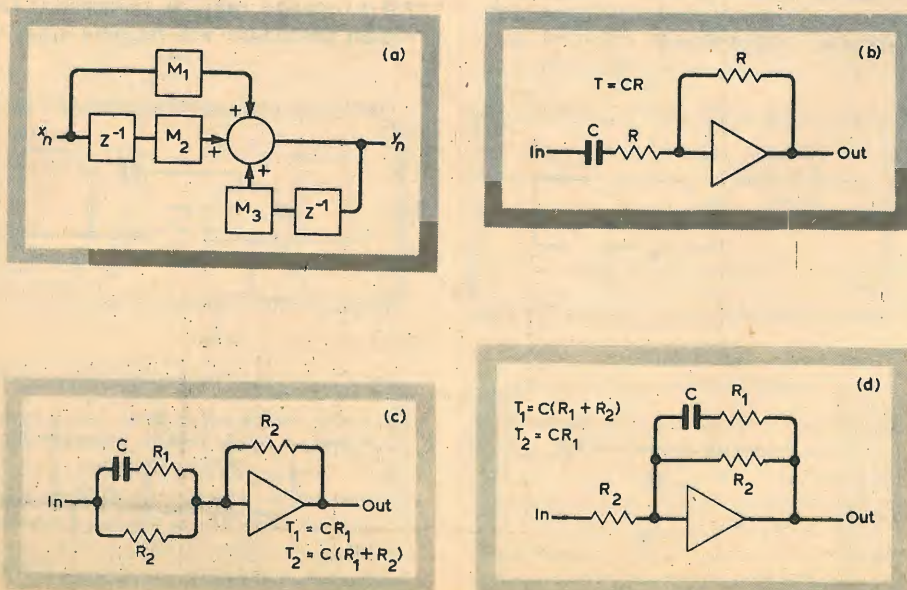


Fig. 3 (a) Digital first-order lead filter, general network diagram after modification; (b) analogue differentiator circuit diagram; (c) analogue differentiator with one zero, i.e. unity d.c. gain.

Fig. 4. (a) Digital first-order filter with one pole and one zero, general network diagram; (b) circuit diagram for analogue differentiator with one pole, i.e. band limited; (c) circuit diagram for analogue one-pole, one zero filter (high-pass characteristic); (d) circuit diagram for analogue one-pole, one zero filter (low-pass characteristic).



the subsequent paragraphs. As with conventional block diagrams, a square box with the letter K inside denotes multiplication by K and a circle with arrowheads denotes addition or subtraction as indicated.

First order lag network (pole)

The simple first order linear difference equation for a lag function can be written as follows:

$$y_n = K_1 x_n + K_2 y_{n-1} \quad (1)$$

where y_n = next output, x_n = next input, y_{n-1} = previous output, and K_1, K_2 are constant. This is represented by the diagram of Fig. 1(a).

The form of response obtained depends upon the values assigned to K_1 and K_2 . In particular the system is unstable for all values of $K_2 > 1$. The particular case of $K_2 = 1$ is of interest, since it yields a response similar to an analogue integrator, i.e. with the Laplace transfer function:

$$\frac{\theta_{out}(s)}{\theta_{in}(s)} = \frac{1}{sT_1} \quad (2)$$

The corresponding analogue circuit is shown in Fig. 1(b). The value of T_1 is found by the relationship:

$$T_1 = \frac{t}{K_1} \quad (3)$$

Three registers are required to carry out this computation*, which is begun each time a new value of x_n is received at time-intervals t seconds apart. The first register will be designated A and will be used permanently to store the value of K_1 . Register B will store the value of output y_n and register C will receive the latest value of input x_n . As soon as a new value of x_n is received, it is multiplied by the number in register A and added to the number already in register B which now becomes re-interpreted as y_{n-1} . The machine is then ready for the next input sample and until that time register B contains the latest value of y_n .

The second case of particular interest is when $K_1 + K_2 = 1$. This yields a response similar to a simple RC low-pass filter, i.e. with the Laplace transfer function:

$$\frac{\theta_{out}(s)}{\theta_{in}(s)} = \frac{1}{1+sT_1} \quad (4)$$

The corresponding analogue circuit is shown in Fig. 1(c). The value of T_1 is obtained from equation (3) as previously.

For computational purposes it is best to re-write equation (1) so that we are

*Some of the registers may be located in memory; depending on the processor, other memory/register or register/register transfers may be necessary.

left with only one multiplication, as follows:

$$y_n = K_1(x_n - y_{n-1}) + y_{n-1} \quad (5)$$

This is represented by the diagram of Fig. 1(d). The computation can be carried out with three registers in a similar manner to that previously. As soon as the value of x_n is received in register C the contents of register B must be subtracted from it before it is multiplied by the contents of register A. The result is then added to the number already in register B to complete the cycle.

The variety of responses obtainable from equation (1) can be well illustrated by computing the output resulting from a unit step input. This has been done for $t = 0.01$ and $T = 0.1$ for four representative cases shown in Fig. 2. They are as follows:

- (i) unstable case where $K_2 > 1$
- (ii) integral action where $K_2 = 1$
- (iii) time-constant where $K_1 + K_2 = 1$
- (iv) non-exponential response where $K_1 + K_2 < 1$

Note that the initial slope is in each case defined by K_1 .

First order lead network (zero)

The simple first-order linear difference equation for a lead function can be written as follows:

$$y_n = K_3x_n + K_4x_{n-1} \quad (6)$$

where x_{n-1} is the previous input and K_3, K_4 are constants. It is best to re-organise this expression straight away into the following form:

$$y_n = L_1(x_n - x_{n-1}) + L_2x_n \quad (7)$$

where $L_1 = -K_4$ and $L_2 = K_3 + K_4$. This is represented by the diagram of Fig. 3(a).

This expression is always stable and, as in the case of the first order lag, particular values of coefficient are of interest. If $L_2 = 0$ the response is similar to that of an analogue differentiator, i.e. with the Laplace transfer function:

$$\frac{\theta_{out}(s)}{\theta_{in}(s)} = sT_2 \quad (8)$$

The corresponding analogue circuit is shown in Fig. 3(b). The value of T_2 is found by the relationship:

$$T_2 = \frac{t}{L_1} \quad (9)$$

The particular case of $L_2 = 1$ is also of interest, since it yields a response similar to the numerator of an analogue high-pass filter, i.e. with the Laplace transfer function:

$$\frac{\theta_{out}(s)}{\theta_{in}(s)} = 1 + sT_2 \quad (10)$$

The corresponding analogue circuit is shown in Fig. 3(c). The value of T_2 is

obtained from equation (9) as before.

The computation for either result in equations (8) or (10) can be carried out with four registers in a very similar fashion to that described for the lag filter. There is, however, one factor which may have some practical bearing, namely, that it becomes necessary to use the output register to store an intermediate result. If there is any possibility of an interrupt taking place during the short period of time that the output register is holding an intermediate calculation, it may be preferable to employ an extra register for this purpose and only transfer the final answer to the output register when all intermediate computations have been completed. This comment should be noted for any of the more complex filters which follow.

Network with one pole and one zero

The linear difference equation for a one-pole, one-zero network may be written in the following form:

$$y_n = M_1x_n + M_2x_{n-1} + M_3y_{n-1} \quad (11)$$

where M_1, M_2 and M_3 are constants. This is represented by the diagram of Fig. 4(a).

The characteristics of equation (11) depend, as before, on the values of coefficient used. Only two such results are of practical interest, the first being a high-pass filter where the equivalent Laplace transfer function is as follows:

$$\frac{\theta_{out}(s)}{\theta_{in}(s)} = \frac{sT_1}{1 + sT_1} \quad (12)$$

The corresponding analogue circuit is shown in Fig. 4(b). For this characteristic to apply, we must make:

$$M_1 = -M_2 = 1 \quad (13)$$

and

$$M_3 = 1 - K_1 \quad (14)$$

where K_1, T_1 are given by equation (3). For computational purposes the number of multiplications required can

be reduced by one by re-writing equation (11) as follows:

$$y_n = (x_n - x_{n-1}) + (1 - K_1)y_{n-1} \quad (15)$$

Five registers are required to carry out this computation. The computed response of equation (15) to a unit step input is illustrated in Fig. 5 for $t = 0.01$ and $T = 0.05$.

The other equivalent Laplace transfer function of practical interest is as follows:

$$\frac{\theta_{out}(s)}{\theta_{in}(s)} = \frac{1 + sT_2}{1 + sT_1} \quad (16)$$

The corresponding analogue circuits are shown in Fig 4(c) and (d). For this characteristic to apply we must make:

$$M_1 = (K_1L_1 + K_1) \quad (17)$$

$$M_2 = -K_1L_1 \quad (18)$$

$$M_3 = 1 - K_1 \quad (19)$$

where K_1, L_1 are related to T_1, T_2 by the same expression as equations (3) and (9) respectively.

While it is not in general possible to avoid the need for three multiplications with this filter, it is probably better from the computational point of view to re-write equation (11) as follows:

$$y_n = K_1L_1(x_n - x_{n-1}) + K_1x_n \times (1 - K_1)y_{n-1} \quad (20)$$

Seven registers are required to carry out this computation.

General network

The foregoing sections have shown how to build up to a one-pole, one-zero digital filter by progressively more complex networks. It is, in fact, possible to represent all the stages by a single comprehensive equation with a related table of constants so that any desired transfer-function may be obtained by straightforward substitution. The equa-

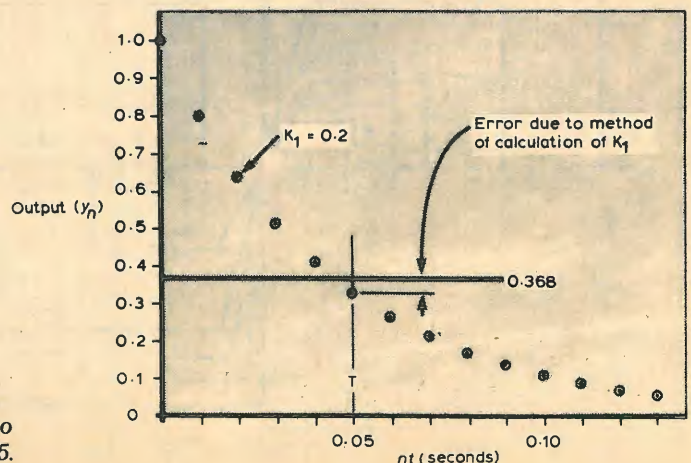


Fig. 5. Digital first-order lead filter. Computed response to unit step with $T = 0.05$.

tion and the related table are given in Table 1.

Alternative forms of filters

If we look at the diagram of Fig. 4(a) we can easily see that it is identical in principle to Fig. 3(a) followed by Fig. 1(a). Since impedance problems do not

Fig. 6. (a) Alternative form of digital first-order filter; (b) canonic form for general network of order r; (c) direct form for general network of order r.

Table 1: constants in the equation $y_n = x_n(K_1L_1 + AK_1) - K_1L_1x_{n-1} + (1-BK_1)y_{n-1}$ for desired transfer functions

	A	B	K_1	L_1
$1/sT_1$	1	0	t/T_1	0
$1/1+sT_1$	1	1	t/T_1	0
sT_2	0	1	1	t/T_2
$1+sT_2$	1	1	1	t/T_2
$sT_1/1+sT_1$	0	1	t/T_1	T_1/t
$1+sT_2/1+sT_1$	1	1	t/T_1	t/T_2

exist with digital filters, an equally valid alternative is to reverse the order as shown in Fig. 6(a). In fact, as soon as we get on to more complex, i.e., higher-order filters a number of different diagram configurations are possible each of which represents an alternative way of implementing the digital filter.

Thus the diagram of Fig. 6(b) is another theoretical equivalent, known as canonic form, in which the same delay is used to both the pole and the zero. Hence it is found that the number of delay terms is equal to the "order" of the difference equation. Yet another version is illustrated in Fig. 6(c) and this is known as the direct form. For higher-order filters, various other forms, such as the serial, parallel or coupled forms can be devised.

This may all seem confusing, but in practice it is not so because it is generally never advisable to use the direct or canonic forms for any filters higher than second order. This is because it turns out that the actual values of the poles and zeros are an excessively sensitive function of the multiplying coefficient in the difference equation.

As a general rule, it is always safer to use cascaded first or second-order algorithms for any more complex filter requirements. Indeed, for most run-of-the-mill control system requirements the needs can be met quite adequately with cascaded first-order filters only, which we have adequately covered in the previous sections. Certain fields, such as communications, operate in a quite different realm of complexity and for any application of this nature where it may be necessary to go beyond these basic ground rules, the reader would be well advised to refer to the literature ¹.

Problems of accuracy

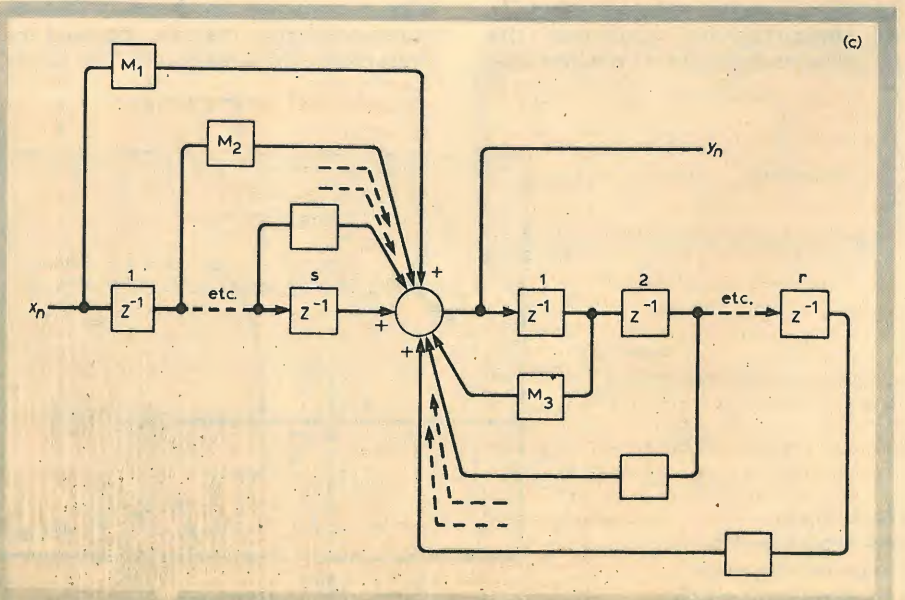
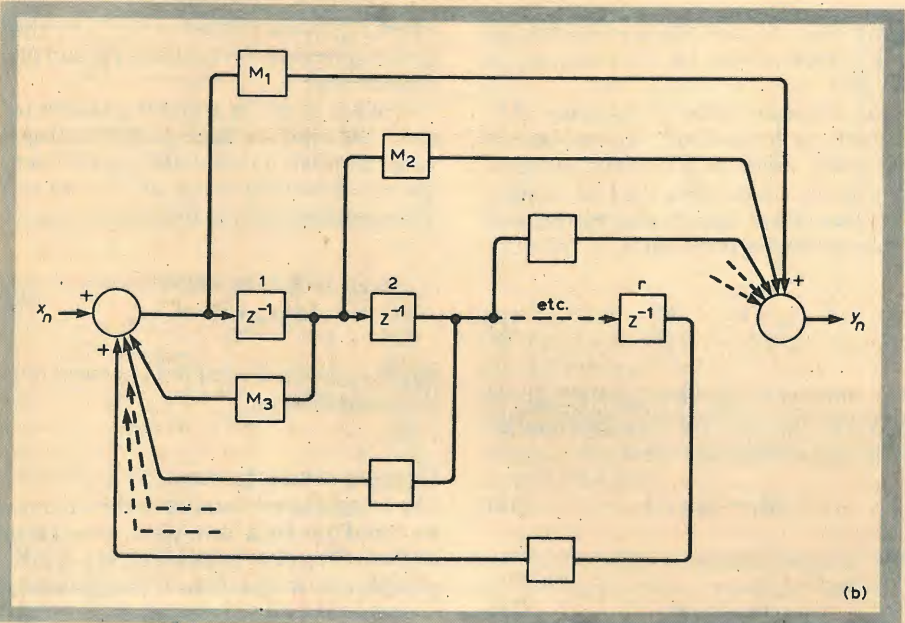
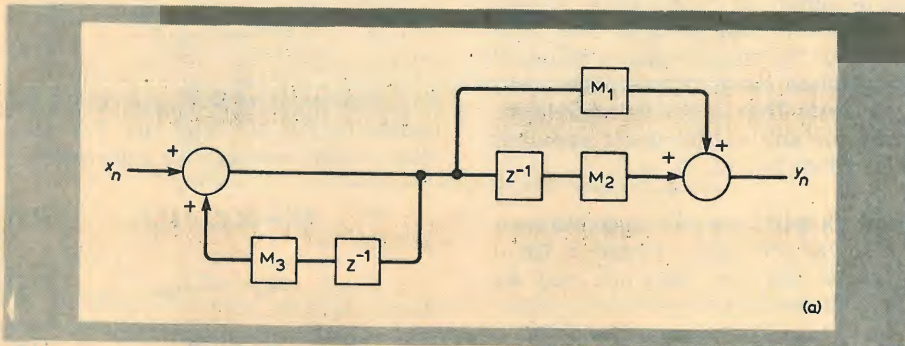
In previous sections we have defined the equivalent analogue time constants by the simple expressions of equations (3) and (9). The strictly accurate expression derived from z-transform theory takes the following form for a pole or zero:

$$K \text{ or } L = 1 - e^{-t/T} \quad (21)$$

In fact, it can easily be shown that if $T \gg t$ then the value of K becomes very close to (t/T) . By reference to Fig. 2 (iii), the effective error in time-constant value when $t/T = 0.1$ is less than 5%, which would normally be regarded as quite reasonable by analogue system standards. In cases of doubt the correct expression can always be used.

The expressions of equations (3) and (9) are correct for the pure integration and differentiation cases; what we have done is to use the same expressions for poles and zeros in order to provide a more uniform and physically meaningful approach at a practical level.

A further, and perhaps more serious, class of problems that the programmer might come up against are those resul-



ting from the fact that the registers employed may be shorter than desirable. It is always necessary to have regard to the numerical values of intermediate computations in any digital filter algorithm; with a poor choice of algorithm the values may become excessively large, or small, so leading to parameter truncation or quantisation effects. These are equivalent to saturation and deadband effects in analogue systems.

Difficulties of this kind are particularly severe with 8-bit microprocessor implementations, which suffer from the further disadvantage that the instruction sets generally do not include a multiply/divide facility. A software multiplication, however, is not particularly difficult, even though the number of program steps may be appreciably greater³.

Digital filter algorithms of the kind described here lend themselves quite well to calculation (but not in real time) on a programmable calculator, provided that it has an adequate number of independently addressable memories, so that previous values of the input and output can be automatically entered for the next computation every time the start button is pressed.



After graduating in 1952, Philip Ham joined GEC (a part of the company that is now Marconi Space and Defence Systems) where he worked on radar antenna positioning, stabilised platforms and vehicle guidance systems. In 1970, in a major career switch, he joined NEI Parsons as manager of a new department set up to apply electronic control techniques to large steam turbine-generators. One of his particular interests lies in high-integrity control and he has several patents in this area. Like many other former analogue circuit designers, he has in recent years been updating himself and his work to embrace digital and microprocessor technology.

Acknowledgement. The author is grateful to the directors of NEI Parsons Limited for permission to publish this article.

References

1. Gold and Rader, "Digital processing of signals," McGraw-Hill 1969.
2. V. J. Rees, "Digital filter design", *Wireless World*, October 1976, pp.47-49.
3. Gerald Garon, Letters to the Editor, *ibid*, May 1977, p.61.
4. T. A. Perkins, Letters to the Editor, *ibid*, July 1977, p.59. □

Faraday and fusion

An extraordinary pulse transformer which induces a current of 3 million amperes in a shorted single-turn secondary is being built by a European team in the heart of the Oxfordshire countryside. The single-turn secondary is not metal but a ring, or torus, of ionized gas held floating by magnetic fields in the middle of a toroidal vacuum chamber which surrounds it. The apparatus is in fact a research machine for investigating the possibility of generating electrical power in the future by means of nuclear fusion — the process that goes on in the sun and, uncontrolled, in hydrogen bombs. Known as the Joint European Torus (JET), it is one of several machines of this type being built in different parts of the world but is claimed by the director of the collaborative research project, Dr Hans-Otto Wüster, to have "the largest capability" and that it will "get closer to the nuclear fusion reaction" in an actual reactor than any other machine.

It is because of the enormous cost of the project (about £125 million at 1977 prices) that it has had to be a collaborative effort, and the group organization, called the JET Joint Undertaking, includes Euratom, the nine EEC countries, Sweden and Switzerland. The site chosen for a building to house JET is alongside the UKAEA's fusion research laboratory at Culham, near Abingdon, Oxfordshire, and the foundation stone for this was laid on May 18 by Dr Guido Brunner, the member of the European Communities Commission responsible for energy and science. It's historically appropriate that Britain should provide the site for such a machine because it was in this country that Faraday discovered the phenomenon of electromagnetic induction and demonstrated it in his magnetic induction ring — the first transformer, incidentally a torus — by pulsing the direct current in the primary.

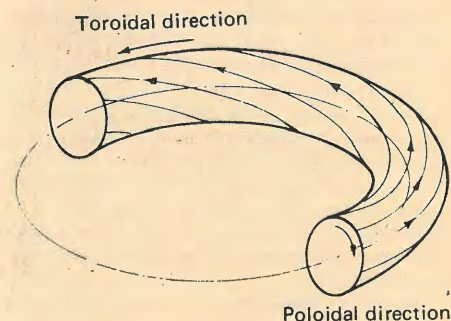
In JET one purpose of the 3MA current induced in the ionized gas — a mixture of deuterium and tritium, both isotopes of hydrogen — is to partly heat it. Ultimately the gas is heated by other means to a temperature of over 100 million degrees C in order to make the positively charged nuclei overcome their mutual electric repulsion and collide at sufficient speed to produce thermonuclear fusion reactions. When the nuclei combine, mass is annihilated and becomes converted into energy ($E = mc^2$) in the form of neutrons, which fly off and, in an actual reactor, would produce heat in a surrounding "blanket". But to achieve sufficient number of fusion reactions by this process the ionized gas, or plasma, must be confined and isolated from its surroundings. In JET this is done by using the well-known ability of magnetic fields to act on free electrons and ions.

Part of the magnetic field pattern which confines the hot plasma is provided by a toroidal field produced by a set of 32 D-shaped coils linking the torus. These give a magnetic flux density at the centre of the plasma of up to 3 tesla. At the same time a poloidal field is generated by external field coils and by the toroidal electric current of 3MA induced in the plasma. The effect of this poloidal field is to slightly twist the lines of force of the main toroidal field so that they have a helical pattern, as shown in the diagram. The result is a "magnetic bottle", in which no field lines escape and the charged particles follow these lines. Machines using this type of confinement are known as tokamaks (from a Russian word for toroidal magnetic chamber) and a number of them have been operating in various parts of the world — including one at Culham called DITE — since the late 1950s.

Because tokamak operation depends on the existence of the plasma current, which is

induced by transformer action, the machine is essentially a pulsed device. In fact the field configuration in JET will be maintained for about 20s, once every ten minutes. The operating sequence begins with the energizing of the toroidal and poloidal field coils (the vacuum chamber having been evacuated and the working gas introduced). The primary current responsible for the transformer action is now reduced and the change induces a voltage of about 150V around the torus. This voltage ionizes the gas, forming a plasma, and produces a current in it. The poloidal field circuit is then driven so that the plasma current builds up and is maintained for the pulse duration.

The closeness with which a tokamak approaches the operation of a working fusion reactor — producing net energy — depends on a combination of plasma temperature, plasma density (number of particles in unit volume) and the time the ionized particles are confined within the torus during the pulse action. □



Toroidal "magnetic bottle" to confine plasma is produced by combining toroidal and poloidal magnetic fields to give helical field lines.

NEWS OF THE MONTH

Buying British Electronics

Ivor Cohen, managing director of Mullard Ltd, gave a definite "no" in answer to the question "will the electronics buyer be able to buy British in the future", at a conference held by the Institute of Purchasing and Supply on May 15. This answer was given on condition that what was meant was the buying of the majority of the UK's component requirements from semiconductor manufacturing companies based and owned in the UK. He said, "You cannot do that today and you will not be able to do it in the future". He did add, however, that if the buyers were to buy from UK companies who had a substantial base in the UK with a commitment to continuity of operation, not one which merely handled products designed abroad but one which initiated its own designs, the country would have a much greater chance. To do this, he said, it would require much work on the part of the equipment makers, the component makers and the Government to create the right environment.

The United States and Japan dominate the main electronics markets because they have

large home markets which enable them to have steady and large volumes of production, which are essential in this sector of the industry.

The European countries, unfortunately, do not stick together enough, in terms of standards and specifications, for Europe to gain a similar foothold and so in these countries the component companies and equipment companies become more dependent on each other. The other ingredient needed, of course, is unlimited finance — or as Arthur Garratt, director of Value Management Consultants, put it in the conference's closing speech "a bottomless pocket". The Japanese success story is the result of such a bottomless pocket, created by the industrial, commercial and banking set-up in their country and the unlimited support that manufacturers appear to get from their government. UK buyers would like to buy British or European every time but the situation described often forces them to turn to either the Americans or the Japanese for components.

Dr Ian Mackintosh, chairman of Mack-

intosh Consultants Ltd, said in his paper that even allowing for the many remaining strengths of the American i.c. industry — which presently leads in the western world — there could be no doubt that the balance of advantage was now beginning to swing away from the United States. He concluded that the US domination of this important industrial sector would eventually disappear and be replaced first by a condition of approximate parity between America and Japan, who would possibly be joined later by Europe.

Investment programme boosts electronic exchanges

Mr Peter Benton, the managing director of Post Office telecommunications, said on April 25 when he opened a TXE2 exchange at Hagley, near Stourbridge, that the number of electronic telephone exchanges in Britain would double during the next five years. This would result from the Corporation's £1000 million a year investment programme to provide a better service for their customers, whose number grows by more than one million every year. "In this programme," Mr Benton said, "the Post Office will be installing electronic telephone exchanges at an overall rate of more than four a week during the next five years, at an average cost approaching £1 million per exchange. With spending of this order, exchange modernisation is the largest single element in our investment programme, and the Post Office is funding virtually all of this programme from its own resources."

The Hagley exchange is part of this investment programme and was the 1000th TXE2 exchange to be opened by the Post Office. Supplied by Plessey Communications Ltd, (the other TXE2 suppliers are GEC and STC), it is one of the larger exchanges to have been installed; serving nearly 4000 customers initially, it can be extended to cater for up to 7000. Since the first production TXE2 was opened at Ambergate, Derbyshire in 1966, the Post Office has spent £160 million on providing electronic exchanges, and over the next five years they plan to spend at least another £150 million, bringing a further 650 new TXE2 exchanges into service during this period. By 1984 they expect nearly three million customers to be served by this type of exchange.

The Post Office is also spending over £800 million on more than 300 TXE4 electronic exchanges over the next five years. These exchanges are designed for densely-populated areas. There are already 17 TXE4 exchanges in operation, and these provide an improved telephone service for about 100,000 customers. By 1984 there should be at least 350 of these exchanges serving more than four million customers.

The NEB and INMOS under a new government

The Conservatives, by their election manifesto, are committed to sell off the National Enterprise Board's better assets, cut back its future finance and reduce its role to that of a 'hospital for lame ducks'. However, despite this, the NEB is preparing a totally new project of its own — to build a £10 million titanium granule plant in Teesside in association with Rolls-Royce and Imperial Metals Industries.

Sir Leslie Murphy, the NEB chairman, argues that the change in government should not mean any fundamental change in their corporate plan, but its main effect will be to intensify the course that they are already taking, "in seeking greater joint ventures with the private sector". According to an *Observer* (May 13) report Sir Murphy is already preparing plans to suggest to the Government, proposing greater private shareholding in NEB companies, and wanting to offer shares in sectoral groupings of companies in areas such as computers and electronics. He is also prepared to accept a reduction in the increased funding planned by the Labour Government — something he was against anyway. His apparent wish is to see the NEB operating broadly along its present lines but it is more likely that Sir Keith Joseph will attempt to sell off as many of its assets as he can. The problem, however, is what to sell.

More than half of the NEB's investment is in small companies and some of these, the microelectronics venture INMOS included, are high-risk, high-cost concerns which would not easily be absorbed by other com-

panies or the City of London. The more successful holdings, such as Ferranti, could be absorbed quite quickly by the institutions. Left to fight on its own, INMOS would almost certainly collapse but it could be saved if Sir Leslie's and other civil servants' requests for caution and constraint make Sir Keith change his mind.

A table of the NEB's computer, electrical and electronic holdings, excluding the newly acquired Burndept (see p75, March 79 issue) is shown below.

The new Government will have to decide whether Burndept is fit enough to surface as a wholly-owned subsidiary of Berec Group Ltd, or whether it should retain its 51% share in the company.

*Table of the NEB's computer, electrical and electronic holdings showing the NEB's shareholding, and the turnover and profits for 1978. *INMOS and INSAC are not yet fully operational. Minus quantities represent cost.*

Company name	shareholding %	turnover £m	profit £m
Ferranti	62.5	172.4	9.59
The Cambridge Inst Co.	81.4	33	-2.35
Data Recording Inst Co.	63.1	17.5	-0.38
Sinclair Radionics	733	6.4	-1.98
Kelard Electrics	100	0.9	0.01
INMOS	67.3	*	-0.51
INSAC Data Systems	100	*	-1.30

System X on view to the world

At last Britain's fully electronic telephone switching system — System X — is to appear as a working reality, and not just a lot of guarded statements about plans which is all it seems to have been to most people so far. A working local exchange for about 250 subscribers using this technology will be on view to the public at the Telecom 79 exhibition in the Palais des Expositions at Geneva, 20-26 September. This will be the centre-piece of a joint Post Office and UK telecommunications industry stand showing the latest British products, systems and services in this field. Among them will be new telephone facilities that will be available to customers on System X and a demonstration of how the management and maintenance of the system may be centralized. Later, one of the first two production exchanges will be installed in Baynard House, a major new Post Office centre for Greater London's telecommunications soon to be opened in Victoria Street, London.

System X has been jointly developed by the Post Office, GEC, Plessey and STC and is the biggest single telecommunications project ever undertaken in the UK. The Post Office alone has contributed £150m to the development costs. The three firms mentioned will be the contractors manufacturing various parts of the installations that will follow, and all four organizations have got together to form a new company, British Telecommunications Systems Ltd, whose purpose is to sell System X overseas. In spite of formidable competition from electronic switching systems originating in other countries, particularly Japan, the new company, which is managed by John Sharpley, expects to be able to sell System X successfully to countries in the Middle East, Asia and South America — the first sale most likely being in the Middle East, according to Sharpley. But Sir William Barlow, chairman of the Post Office, claimed recently in London that System X is in any case viable solely on the basis of the market in the UK. The Post Office is currently spending £250m per year on switching systems, he said, and once the new system gets started it will progressively displace other switching systems now being used and will eventually take over the whole budget. Modernisations should be complete in 1992, he said. Meanwhile any overseas sales would reduce costs still further.

So far the Post Office has ordered eight System X exchanges, worth approximately £12m, to come into service by the end of 1982. These include five local exchanges, at Woodbridge (Suffolk), Arrington (Cambridge), Brixton (London), Hale (Cheshire) and Drighlington (Leeds). There are also two junction exchanges — for switching calls between local exchanges — at Baynard House, London and Lancaster House, Liverpool. The eighth exchange, at Cambridge, is a main network switching centre, handling long distance calls.

System X does its switching entirely electronically by means of integrated logic circuits. All the operations are controlled by a stored program. Calls are set up, faults are identified and the whole system is managed by computer like processes. Consequently the software is crucial to the design. Desmond Pitcher, managing director of Plessey Telecommunications and Office systems, claims that this software is the cheapest and

The Post Office's 1000th TXE2 electronic telephone exchange at Hagley, near Stourbridge. Here a technician is seen fitting an adaptor into the automatic switching system.



most effective now available in the world for telephone switching. The system also uses common channel signalling, a technique in which the signals controlling calls and managing the network are passed between the System X exchanges as data transmission. Finally, perhaps the most interesting development from the electronic design point of view is that the transmission and switching functions are integrated into a digital mode of operation. The speech and other signals are digitally encoded at an information rate of 2.048Mbit/s and a common method of time-division multiplexing is used in both transmission and switching equipments. Integrated circuits used include c.m.o.s., n.m.o.s. and 10W power Schottky t.t.l.

According to Roy Harris, director of the Post Office's telecommunications systems strategy, components are chosen for their low power consumption, reliability and suitability for automatic production.

Solar-power satellite interference

At an IEE meeting in April it was made clear that solar power satellites, intended to take power from the sun, convert it to microwaves and beam it to earth, may produce so much radio frequency interference that the idea of using them may have to be abandoned. The interference could arise because of the very high powers — from 5 to 10GW — which would be transmitted to earth. It would require only a small fraction of this to cause severe interference.

The ground-receiving array, which would convert the microwave beam into usable electricity would, according to a representative of the Electrical Research Association, produce megawatts of harmonic radiation and it would be difficult to predict its direc-

Black box protection in arms race

A report in the *Baltimore Sun* (May 16) says that the Americans wish to plant electronic 'black boxes' in Russian territory to verify compliance with an arms treaty. The monitors, which the Russians have so far rejected, would contain seismic and computer equipment. According to a *Daily Telegraph* (May 17) report from Washington, the Carter Administration is considering bringing a team of Russian experts to America to examine the devices.

The Carter plan is related to present talks in Geneva on a nuclear test ban treaty between American and Russian. Britain is taking part in these talks.

tion and magnitude. A Home Office spokesman from the Directorate of Radio Technology said that further interference problems would result due to the microwave beam being scattered by plasma interactions in the ionosphere and by raindrops. The beam could also have a heating effect on the ionosphere.

Because of the lack of suitable areas on land the best receiving site for a solar satellite delivering power to Europe would be offshore. Patrick Collins, of Imperial College, London, who is making a study of offshore collectors, says that the lowest cost of floating antenna elements of a kind suitable for this is twice that of a land-based system. (Ref. *New Scientist* May 3, 1979).

Radar shows earth-like features on Venus

Pictures of an 80-million square kilometre area of Venus, obtained by a new high-resolution ground-based radar at Arecibo Observatory, Puerto Rico, are providing the most comprehensive view ever seen of the planet's surface. They show a wide variety of terrains, some similar to those on earth and some resembling those on the moon, which cannot be observed using optical telescopes because they are permanently hidden beneath a thick cloud layer. The findings indicate that volcanic and mountain-building processes similar to those on earth, and meteoric impacts, have played a prominent role in shaping the surface of Venus.

According to a report from NASA the pictures show a number of large craters, some 320km in diameter, most of which have prominent central peaks similar to those found in many of the Moon's craters. The Venusian craters, like the lunar ones, seem to be the result of the impacts of large meteorites and appear to have blankets of dust-like material on their floors.

One region of special interest to the observers is the area known as Alpha, which was first noted many years ago because of its very high reflectivity for radar waves. Alpha is circular and has a diameter of 1,120km. It contains a very large number of roughly parallel ridges about 19km apart and some of these can be traced for distances of hundreds of kilometres. The Alpha region does not appear to have a counterpart on earth even though it bears some resemblance to the

Guidance system and laser stick aids for the blind

Two new aids for the visually handicapped are being introduced in Sweden, according to a publication by the Swedish Board for Technical Development (STU). The first is an electronic guidance system, thought to be the first of its kind in the world, which has recently been taken into service at a shopping centre near Gothenburg. This system consists of a portable receiver and a live underground cable that runs under a predetermined route through the shopping centre. The receiver produces a discrete ticking sound as long as the user keeps to the route, but emits another signal if he or she deviates to the left or to the right. It is hoped that, eventually, the system will be modified so that it can inform the blind user where he or she is at given intervals.

The guidance system is based on a design used in a wire navigation system launched by AB Nivåkontroll a member of the Electrolux Group. In this system signals which are emitted by submerged electromagnetic cables are received by ships who use them to navigate in and out of port in poor visibility.

Plans are also under way to produce at least 1000 laser walking-sticks for the blind, but this depends upon the necessary financial support coming from the Swedish Authorities. The sticks emit an invisible laser beam which is bounced back if any solid object lies within two-metres of the user's path. If this happens, the stick, which was developed by the National Defence Research Institute (FOA), produces a sonic signal as a warning.

mountain ridges of the Appalachian Mountains, or perhaps to extensive systems of sand dunes in the Arabian peninsula. A central dark object in Alpha suggests that the region may contain a volcano.

Another region of the planet which is prominent on the radar pictures is an area known as Beta. This is about 800km in diameter and has long tongues of rough material extending irregularly from it as far as 480km. Beta also has a central dark feature which resembles part of a volcano. Information from NASA's Jet Propulsion Laboratory in Pasadena, California, suggests that Beta has a height of about 10km.

Two parallel ridges extending more than 960km have been found in another area of Venus. These ridges are about 2100m high

and form a structure exceeding the Grand Canyon in size.

The Arecibo Observatory is part of the National Astronomy and Ionosphere Centre, which is operated by Cornell University under contract to the National Science Foundation. However, the radar programme, being carried out by Donald B. Campbell, Barbara A. Burns and Valentin Boriakoff, is receiving additional support from NASA.

In addition to the ground-based radar studies, scientists associated with the Pioneer Venus orbiter are using a mapper instrument to determine altitude variations of the Venusian surface. The information obtained from both of these studies is expected to provide a large-scale picture of the planet's surface.

Regulo 4 receiver no danger to user

A housewife from Wychbold near Droitwich claimed that she was receiving "all sorts of music" from her cooker, and she said "It seems to be coming from one of the rings." Well, we had heard of home-brew receivers, "ringing" tuned circuits, oven crystals and hot anodes, but this, at first anyway, sounded like a cooked-up story.

In fact, her home is very near to the Droitwich transmitter which apart from radiating a standard 200kHz frequency, also broadcasts Radio 4. Because of the high radiation power of the transmission, the electric field near her cooker could be developing tens of volts per metre and this acting on a piece of metal of about one metre length will induce this magnitude of voltage across it. From here on something called the "rusty-bolt effect" takes over. This occurs as a result of, for example, two pieces of metal with an oxidised junction between them acting like a diode or cat's whisker. The transmitted signal arrives at the cooker "antenna" as a modulated carrier envelope. This is rectified, or detected, by the oxide

junction and produces an audio signal by mechanically vibrating parts of the cooker — the ring probably. No amplifier is required due to the already high voltage involved, and the carrier is automatically removed because its relatively high frequency is too far away from the natural frequency of the cooker parts.

In a *Daily Mirror* report, where this story appeared, a BBC spokesman said, "There is no danger." This may sound obvious to an electronics engineer at first but it is a very serious comment. With the ever increasing radiation powers of broadcast transmitters and the ever-growing size of industrial structures, it is possible for voltages to be induced capable of igniting gas or oil (see News p.74 Oct. 1978 issue). It has not happened yet as far as we know but radio and refinery engineers should bear this in mind as they are aware that they are approaching the critical powers and sizes. However, as can be seen from our previous report, investigations have shown conditions to be safe so far and it is doubtful whether the housewife will ever be afraid of her gas cooker on this score.

Tories give fourth tv channel to IBA

One of the highlights of the Queen's speech opening the new Parliament on May 15 was that the Tories propose to lay before Parliament a bill to "extend the life of the Independent Broadcasting Authority for a further period beyond the end of 1981" and to give it "the responsibility — subject to strict safeguards — for the fourth tv channel." The IBA will be able to make appropriate use of the resources of the ITV companies, in particular to ensure that the extra channel will not become a burden on the tax payers.

Lady Plowden, the IBA chairman, said afterwards "We welcome the proposal in the Queen's speech to authorize the IBA to operate the fourth tv channel and look forward to discussing with the Government the detailed arrangements". An IBA spokesman told *Wireless World* that this was what the Authority wanted all along. "We have

been asking for a second channel for donkey's years", he said.

What happens now really depends upon what appears in the bill which is presented to Parliament. On the technical side at least, it is expected to make little difference to the IBA, who got the job of setting up the Open Broadcasting Authority network anyway. The differences will occur in the programming and financing side. The OBA was never intended to be totally Government-funded — it was hoped that it would eventually become financially autonomous — and the IBA will initially require Government assistance in the initial stages in any case. One argument for the OBA was that it would help the independent producer who wishes to get his programmes broadcast. Safeguards proposed by the IBA should, however, ensure that he will still get the same deal.

...and now the electronic phrase book

The latest consumer offering based on the ubiquitous microprocessor is a pocket language translator. Two similar but independent products have recently been announced in the UK following their launches in the USA about six months ago.

The LK 3000 from Lexicon uses a Mostek 3870 processor and comprises a hand-held keyboard, 16 character alphanumeric l.e.d. display and m.o.s. controller. The unit accepts a range of modules each of which accommodates a 3870 and a 64K r.a.m. for a programme store of around 2,200 words and phrases in, for example, English and French. Lexicon's marketing vice president Christopher Washburn was optimistic when stating that new modules storing around 7,500 words and phrases in a 128K r.a.m. would be available in September. Each module has an internal rechargeable battery which keeps the volatile memory powered for a year. As well as a selection of language modules there is a calculator version which also offers metric and currency conversion.

The Cherry translator is also based on the Mostek 3870 but unlike the LK 3000, it has the processor and 2K of r.o.m. in the main keyboard. With this system a calculator and metric conversion programme are part of the main unit. By plugging in up to three memory capsules, each containing 32 bytes of r.a.m. and 32K of r.o.m., the translator can operate with three languages at once and offers total store of 7000 words and phrases.

Lexicon and Cherry say that their respective units will be supported with new memory modules ranging from games and calorie counters to user — programmable types which can accept data such as telephone numbers via the keyboard. This, say the makers, means that the translator will not become obsolete within a few months as did many of the early electronic calculators and wristwatches.

Denmark produces cheap microcomputer for schools

Borg Christensen of Tonder College of Education in Denmark has designed a microcomputer which, priced at about £1000, can be offered as a cheap replacement for the computers which about half of the Danish schools now use. The computer's software enables it to run a language called COMAL and to link with ICL machines.

The new Danish system, which has been given the name COMET, is similar to the Research Machines 380Z microcomputer which many British schools use, but it has a much faster cassette backing store and, as yet, does not have television graphics.

According to a report in the *Daily Telegraph* (May 15) orders for 300 machines have already been placed and at least two UK educationalists are showing interest in the COMAL language. Roy Atherton, who is the head of the Computer Education Resources Centre at Bulmershe College, Reading, has already been to Copenhagen for discussions with Mr Christensen and ICL staff there. The other educationalist is Dr Max Bramer, lecturer in computing at the Open University, who is interested in COMAL because it is similar to part of the University's new computer language.

A seminar on computer languages for schools may be arranged this summer in Reading with Mr Christensen as the principal speaker.



Set makers gloomy about teletext

Despite the fact that teletext has now been on the air in Britain for nearly five years (the BBC started broadcasting it in 1974) the sales of television sets fitted with teletext decoders have been disappointing. Officials of BREMA, the set makers' trade association, were unable to give *Wireless World* an exact figure for the total number of teletext sets sold in this five-year period but they estimate that total deliveries to dealers have been no more than 15,000 to 20,000. (For comparison, UK deliveries of colour television sets in the year 1978 alone were 1,736,000). BREMA is obviously worried about this lack of public interest. In its annual report for 1978 it says: "If teletext is not to stagnate, wither and die, a realistic pricing policy, coupled with Government support and further major promotions will be needed in 1979."

At another point the report remarks that the teletext market for 1978 "was sluggish,

with sales in the first three-quarters of the year amounting to a mere 2,000 sets . . . However, although deliveries in the last quarter of the year rose to 7,000 the overall response was disappointing". It appears that the bulk of the teletext receiver deliveries have in fact been made in 1978. In introducing the report at this year's annual general meeting, the president of BREMA, Lord Thorneycroft, said that, although there were many exciting things happening in electronics development, in Britain at any rate there was a "huge further step" before the public could be induced to accept them in the form of new consumer electronic products. In the USA, on the other hand there was such a vast market for consumer products that new electronic devices for them could be made and sold in sufficiently large numbers to keep prices very low for the public.

Ministerial responsibilities within the D. of I. allocated

On May 9 Sir Keith Joseph, Secretary of State for Industry, allocated ministerial responsibilities within the Department of Industry.

The Minister of State, Lord Trenchard, will be primarily responsible for the private sector and regional policy. He will also be the department's spokesman in the House of Lords. The Minister of State, Mr Adam Butler, will be responsible for aerospace, shipbuilding and shiprepairing, the Post Office, steel (including the private sector), Cable and Wireless, the National Enterprise Board and its subsidiaries, and research and development.

The Parliamentary Under-Secretary of State, Mr David Mitchell, will assist Lord Trenchard. The Secretary of State, who will have responsibility for small firms, will also be assisted by Mr Mitchell. The Parliamentary Under-Secretary of State, Mr Michael Marshall, will assist Mr Butler.

Bubble memory business computer

An American Company, Findex Inc., has introduced a general-purpose microcomputer which uses a bubble memory for its mass storage. The computer uses a Basic language and has an upper- and lower-case alphanumeric plasma display, and an integral printer, yet fits into a compact portable unit weighing less than 20lb.

In the bubble memory, which has 128K bytes of memory that can be expanded in increments of 128K, binary information is stored in a stationary, magnetic garnet chip in the form of uniformly-spaced magnetic domains. These are arranged in closed loops, where the presence of a bubble represents a binary "one" and the absence of a bubble represents a binary "zero." Induced magnetic fields cause the bubble loops to rotate within the chip so that information may be recorded by an inbuilt generator, or read by an integral detector.

Spot-frequency distortion meter

Measures very low (0.00001%*) levels of harmonic distortion.

by J. L. Linsley Hood

This article describes a spot frequency distortion measuring instrument which uses a bootstrapped notch filter technique to avoid typical parallel T problems of 2nd and 3rd harmonic attenuation. Oscillator amplitude stabilization is achieved by a Darlington-based Wheatstone bridge arrangement with a thermistor controlling currents in each limb. The final combination of oscillator, notch filter and wide bandwidth millivoltmeter offers marked improvements in noise factor and linearity, permitting the resolution of much lower levels of harmonic distortion than is normally possible.

THERE IS NOW considerable interest among engineers in the use of distortion measuring systems as a general tool for circuit performance analysis. While this can most conveniently be done by the use of a spectrum analyser, giving rapid identification of the nature of the harmonic impurities, with equipment of this type the lower level of detectable distortion is usually about -80dB or 0.01%, while the areas of current interest are 10 to 100 times less than this. For these applications therefore, the somewhat laborious methods of notch filtering for a single measuring frequency are still required.

As it is feasible, with relatively simple circuits, to measure waveform impur-

ities below 0.0001% (-120dB) and to generate sinewaves with impurity contents of about 0.0002%, the methods employed here may be of interest to those engaged in circuit analysis, as a means of attaining a more detailed view of non-linearity. In order to reduce the complexity of construction, the equipment was designed to operate at five 'spot' frequencies within the audio band - 100Hz, 300Hz, 1kHz, 3kHz and 10kHz.

Measuring apparatus

The most straightforward way of determining the amount of distortion present in a pure sinusoidal waveform is to interpose a sharply tuned notch-filter

between the input waveform and a measuring circuit and while there are several suitable filters, the most convenient of these is the 'parallel T' network, shown in a schematic measuring apparatus in Fig. 1. The transmission and impedance characteristics of a simple T network are shown in Fig. 2, which demonstrates the difficulty inherent in the use of a passive 'parallel T' of this type in the signal path. There would be significant attenuation of both the second and third harmonics of the incoming signal, leading to an inaccurate measurement of the level of distortion.

The sharpness of this notch can be increased by the application of overall negative feedback around a loop containing the 'parallel T' and a suitable

*For 10V r.m.s. input signal.

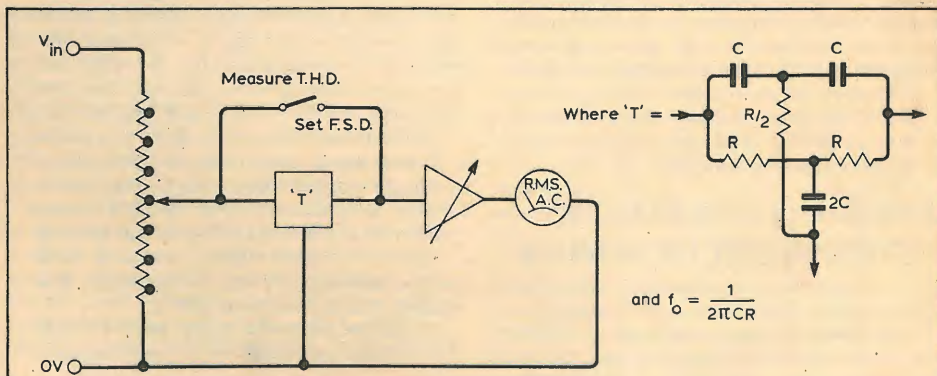


Fig. 1: Conventional parallel T distortion measuring arrangement and the basic T circuit

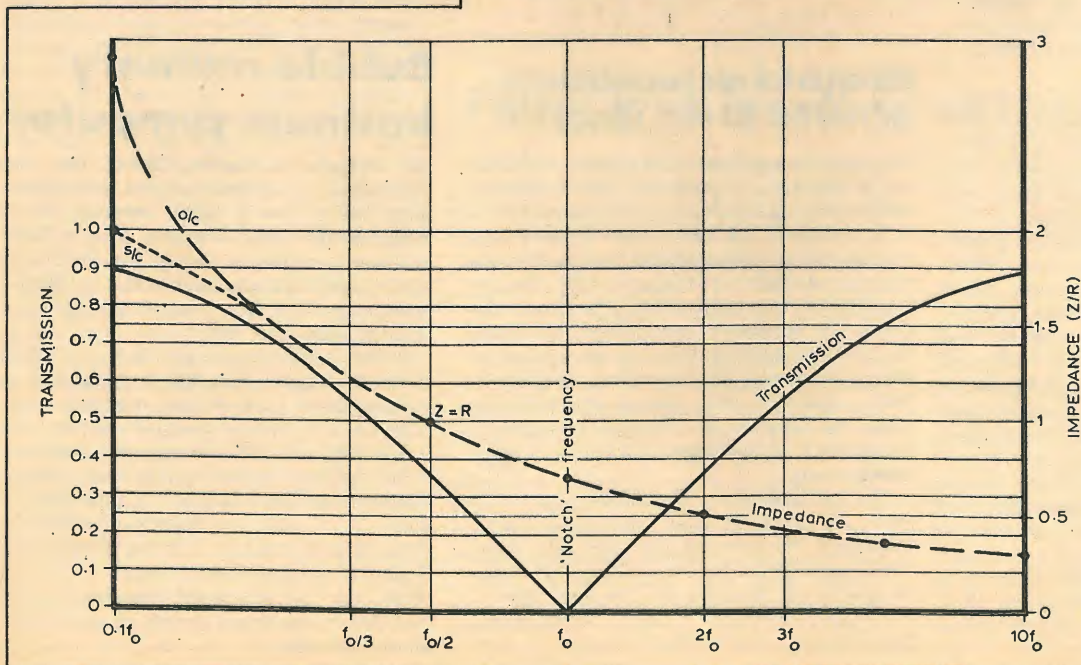


Fig. 2: Typical attenuation of 2nd and 3rd harmonics in the parallel T signal path

following amplifier so that for the same attenuation at the notch frequency, the transmission at $f_n/2$ or $2f_n$ can be made substantially identical to that at much lower or much higher frequencies and this is an arrangement which has been employed in commercial 'parallel T' distortion meters¹. Unfortunately this method suffers from the disadvantages that the input circuit is made more complex and that there is some injection of amplifier noise into the notch filter, lessening the sensitivity of the system.

An alternative approach, which leads to simpler circuit configurations, is to apply positive feedback to the 'common' limb of the T, by means of a 'bootstrap' arrangement of the type shown in Fig. 3. This leaves the input to the T free from other circuit connections, so that it may be taken directly to a low impedance input attenuator. The sharpness of the notch can be controlled by the extent to which the 'bootstrap' voltage approaches that of the input voltage to the amplifier. In general, too sharp a notch will make the equipment less easy to operate, so the proportion of the input voltage applied to the 'bootstrap' connection is chosen so as to achieve a generally flat response in respect of second and higher harmonics.

The characteristics of the notch filter, with regard to both the notch frequency and its equivalent output

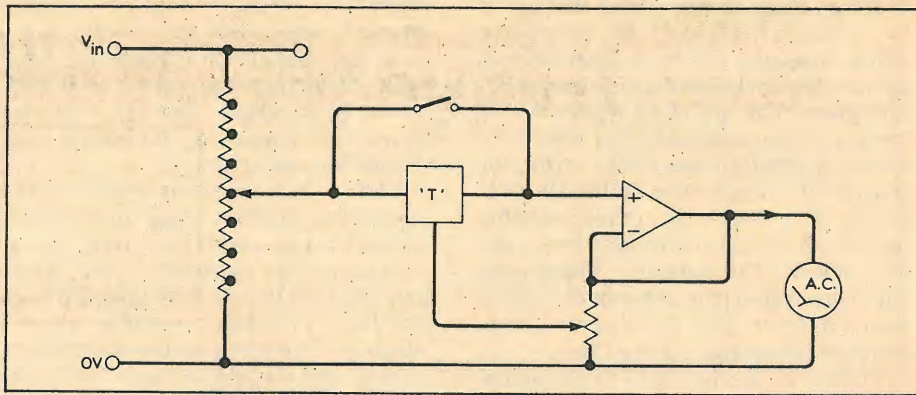


Fig 3: Bootstrapping the network

and 'noise' impedances, are influenced by the impedance seen at the input to the T. The input attenuator should therefore be of the constant impedance type. Suitable values for this can readily be calculated². Ideally, the parallel T should be fed from an impedance which is not more than one-tenth of the nominal impedance of the T and the

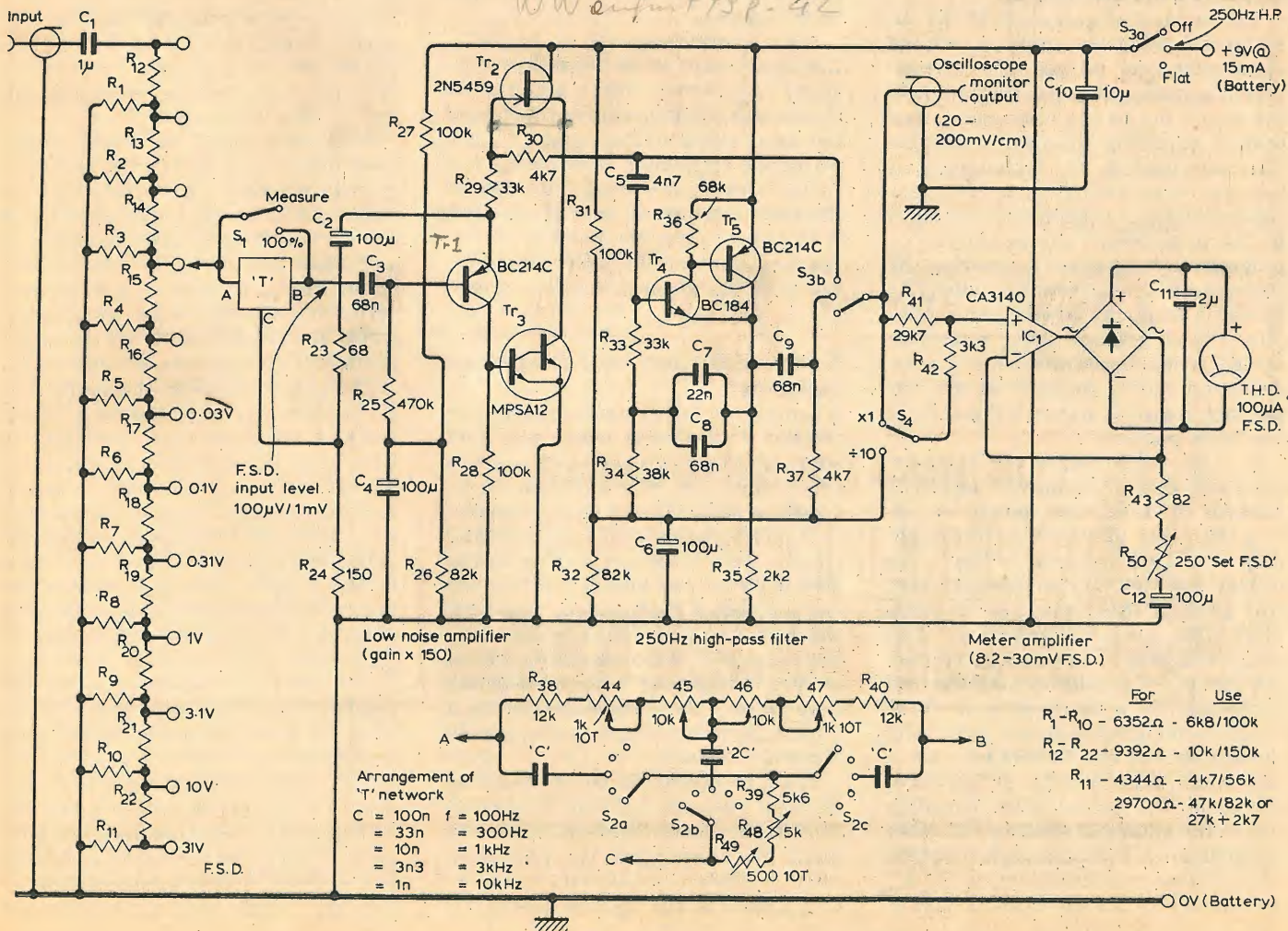
following amplifier should have at least 10 times its input impedance over the frequency range of interest.

Bootstrapped T circuit

A suitable electronic circuit, which employs a bootstrapped T as the notch element, and largely satisfies the circuit requirements is shown in Fig. 4. In this, the T network is fed from an input attenuator having a voltage attenuation of $\sqrt{10}$. (3.162) or 10dB, and a characteristic impedance of 3.3kΩ. The output of the T is taken to a low-noise amplifier with an input impedance of about 300kΩ, and a gain of 150. The effective input noise is mainly determined by the impedance characteristics of the T.

A wide-bandwidth a.c. millivoltmeter

Fig 4: Distortion meter circuit. Instructions for making up odd value resistors (R₁-R₁₀ etc.) mean "use" 6k8 and 100k in parallel



is driven from this amplifier through a two position ($\times 1$ and $\times 1/10$) attenuator and an optional 250Hz, -20dB/octave , 'bootstrap' filter³, with a high-pass characteristic. The use of an RCA CA3140 c.m.o.s. operational amplifier allows an effective 100kHz bandwidth, $\pm 1\text{dB}$, for the meter circuit. The full-scale sensitivity of the meter circuit is adjustable by the 'set f.s.d.' control over the range 8.2 - 30mV. The complete instrument can be operated from a 9 volt transistor radio battery and the current consumption is approximately 15mA.

Tuning of the notch to the nominal 'spot' frequencies is by means of a 10k twin-gang and 5k single-gang potentiometer. Fine tuning is then accomplished by two 1k and one 500 Ω ten-turn potentiometers.

The ultimate sensitivity of the instrument, assuming an adequately low noise component in the input signal under test, is less than 0.0001% for a 1 volt (r.m.s.) input signal, or less than 0.00001% for a 10 volt (r.m.s.) input signal. At these harmonic distortion levels, even assuming adequate freedom from mains-frequency hum — which can be obtained with care in the screening of the instruments and the layout of connecting leads — the effectiveness of the plug and socket connections is extremely important and gold-plated connectors should be used if available.

Operating the instrument

The method of operation of the instrument is relatively simple, in that the input attenuator is used in two roles, that of adjusting the input magnitude of the signal fed to the instrument, and that of adjusting the f.s.d. harmonic distortion reading. The technique is as follows — assuming an appropriate sinusoidal signal is applied to the input of the instrument, the sensitivity is progressively increased by moving the slider of the input attenuator switch (S_1) upwards from the lowest sensitivity (30V r.m.s.) position until a suitable setting is found, at which a full scale deflection can be obtained on the output meter with S_4 in the ' $\times 1$ ' and S_5 in the '100%' position.

S_3 is then switched to the 'measure' position, and S_1 is moved upwards towards the maximum sensitivity setting, with each upward step corresponding to a 10dB increase in the meter display sensitivity. In percentage terms, this gives a step sequence of 100%, 31.6%, 10%, 3.16%, 1%, and so on. If an input voltage of 1 volt (r.m.s.) is applied, the maximum sensitivity position will correspond to a f.s.d. value of 0.01%. Since the input noise of the instrument, integrated over the 100kHz measuring bandwidth, gives a meter deflection of less than 1% of the full scale, a reading due to the harmonic residues and other components of the input signal (0.001%) can be seen on a suitable meter. If a 3 volt input signal is available, the maxi-

mum f.s.d. input sensitivity setting would be equivalent to 0.00316% and if a 10 volt signal were available, a full scale deflection equivalent to 0.001% would be provided, allowing minimum detection levels of 0.00003% and 0.00001% respectively.

These assumptions have been checked in practice using an oscillator whose t.h.d. at 1 volt (r.m.s.) output was measured at 0.0002% and when amplified to the 10 volt level through the best available amplifier gave a reading of 0.00018% on the 0.001% f.s.d. setting. Once again, at these levels, the fitting of the plug and socket connections is critical and the notching-out of the fundamental is a matter of some skill.

Although the component values for the notch filter of Fig. 4 are those chosen to give an adjustment of $\pm 30\%$ about the mean centre frequencies, it is obviously practicable to extend this so that the ranges overlap.

The 'scope output point can be used for a visual or instrument analysis of the harmonic structure of the residues and provided that the fundamental has been removed more simple techniques are often adequate such as a phase sensitive rectifier operated from an external oscillator, frequency-locked through a p.l.l. to a simple multiple of the input frequency.

For simplicity, an average-reading millivoltmeter has been employed as the output meter rather than a more complex 'true r.m.s.' (thermal energy equivalent) system.

A minor practical snag in the use of this instrument with the simple constant impedance input attenuator shown is that the capacitive coupling of the input signal to the input to the T across the attenuator switch leads to a small change in the notch frequency as the input attenuation level is changed, with the consequent need for some readjustment of the null frequency. Better input screening could avoid this.

A low-distortion spot frequency oscillator

A similar, but rather more complicated, 'parallel T' distortion meter was built some ten years ago and used as a test instrument for the assessment of oscillator performance characteristics, — a number of experimental oscillator circuits were examined by this means. This exercise was instructive in many ways, of which the two most vital were the demonstration of the need for a very low noise level (which precludes the use of most integrated circuits) and the need for very high frequency stability, if a fundamental-nulling measuring technique is to be used.

The attainment of a stable operating frequency demands a highly frequency-selective feedback network and of the many forms available, the 'parallel T' offers the best ratio of performance to complexity. If this type of network is

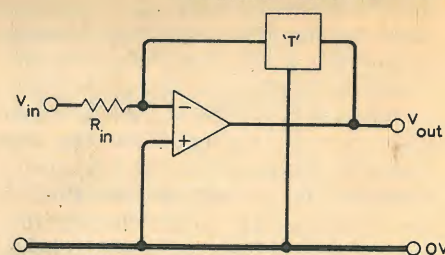


Fig 5: A high gain null circuit.

included in the feedback path of a high gain inverting amplifier, of the form shown in Fig. 5, the system gain will be very high at the null frequency and will tend to zero at frequencies remote from this. If the T is slightly unbalanced, in the manner proposed by Bailey⁴, so that some positive feedback is given at the notch frequency, the system will oscillate without further persuasion, though with some small penalty in waveform purity due to the lesser discrimination in the feedback ratio.

Alternatively the T network could be left as a straightforward notch element, having zero transmission — and consequently zero negative feedback — at some specific frequency and a small magnitude sinusoidal signal could be injected into the amplifying device from an external source. Since the amplified signal will have a high degree of monotonicity, because of the frequency/gain characteristics of this circuit arrangement it could be anticipated that the harmonic distortion of the input signal would be lessened by such an amplifier stage.

If this input signal could now be derived from the output of the amplifier through a network which adjusted the magnitude of the fed-back signal in a manner which maintained the output at a constant amplitude, the result would be an oscillator having a waveform purity and signal-to-noise ratio determined almost exclusively by the effectiveness of the amplifier arrangement.

The design problem therefore simplifies into that of providing a circuit block of low input noise level, overall good linearity (especially in respect of the output stage which has to handle the greatest signal level) coupled with as high an open-loop gain as is practicable, and some means of deriving a feedback signal from the output of the amplifier whereby its magnitude and phase can be made to be dependent on the output signal level.

In view of the requirement that the amplifier stage should be phase inverting, the practical choice of amplifier configuration is limited to that of a single gain stage or a two-stage amplifier with the input devices arranged as a long-tailed pair. The difficulty of obtaining overall loop stability in a feedback amplifier having three or more gain stages connected in cascade

discourages the consideration of this alternative where a wide bandwidth is necessary.

Initial exploration of the first of these two possibilities showed that it was possible to obtain stage gains in the range 50,000 to 100,000 from a single transistor in a Liniac⁵ configuration if the amplifying device was isolated from its load by an f.e.t. in the manner shown in Fig. 6. However, the need to couple the amplifying stage to an output point having an impedance of some 600 ohms required an impedance transformation circuit which added considerably to the component count and detracted from the original simplicity of the concept.

If a two-stage design is chosen, it is essential that the gain of the first stage is sufficient to ensure that the noise contribution of the second can be ignored. In general this implies that a relatively high first stage load is necessary, which in turn indicates the choice of either a field-effect device as the second stage amplifier, or a compound configuration of junction transistors. One of the monolithic small-signal Darlington devices meets this requirement admirably and has an input impedance which is sufficiently high to have little effect on the impedance of the collector load of the preceding stage. Also, the stage gain of such a device feeding a constant-current source has been shown to be of the order of 2000-3000⁶.

Taylor shows⁷ that the use of an input long-tailed pair, because it is basically a push-pull configuration, leads to the cancellation of even-order harmonic distortions, particularly when the devices are matched in characteristics and operating conditions, but also even when the devices are mismatched. A possible gain stage of this type, using an input long-tailed pair and a Darlington transistor second stage is shown in Fig. 7. This has a low-frequency open-loop gain of the order of 200,000 or greater, which allows a substantial measure of loop feedback to be applied and avoids the pitfall demonstrated by Baxandall⁸ that low levels of negative feedback may exchange a small measure of non-linearity for a whole host of high-order distortions.

Output amplitude stabilisation

The stabilisation of the amplitude of a low-distortion oscillator is a difficult problem, for reasons explained previously⁹ and this difficulty is exacerbated by any requirement that the amplitude stabilisation circuit should contribute as little as possible to the overall distortion figure. In this case, the technique adopted is that shown in Fig. 8. This takes advantage of the fact that in a Darlington transistor, the collector and emitter currents are substantially identical and this allows the thermistor to be operated as one limb of a Wheatstone bridge type configura-

Fig 6: Exploratory high gain amplifier

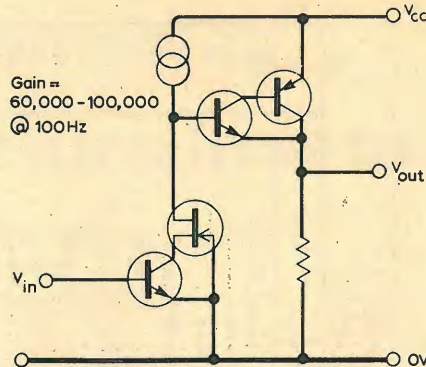


Fig 7: Simplified design which approaches the shape of the final version

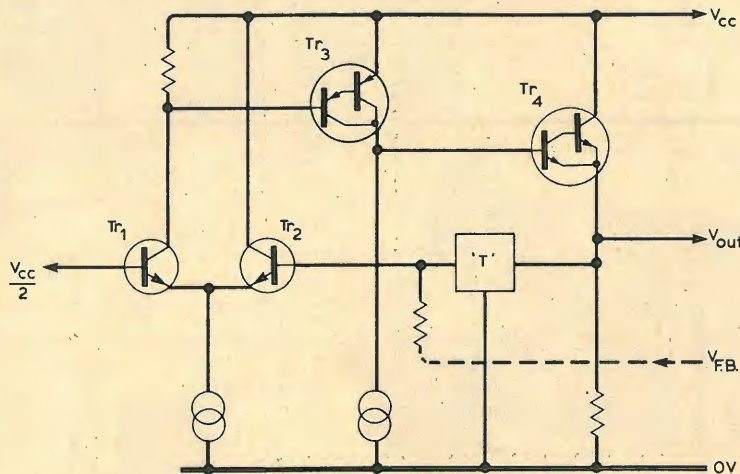
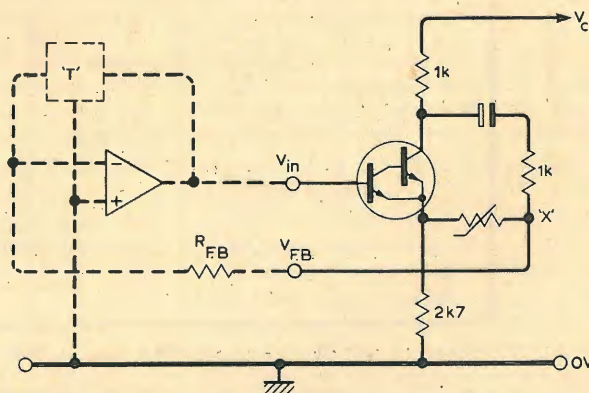


Fig 8: Thermistor-controlled "Darlington bridge" - this part of the oscillator helps to stabilize output signal amplitude

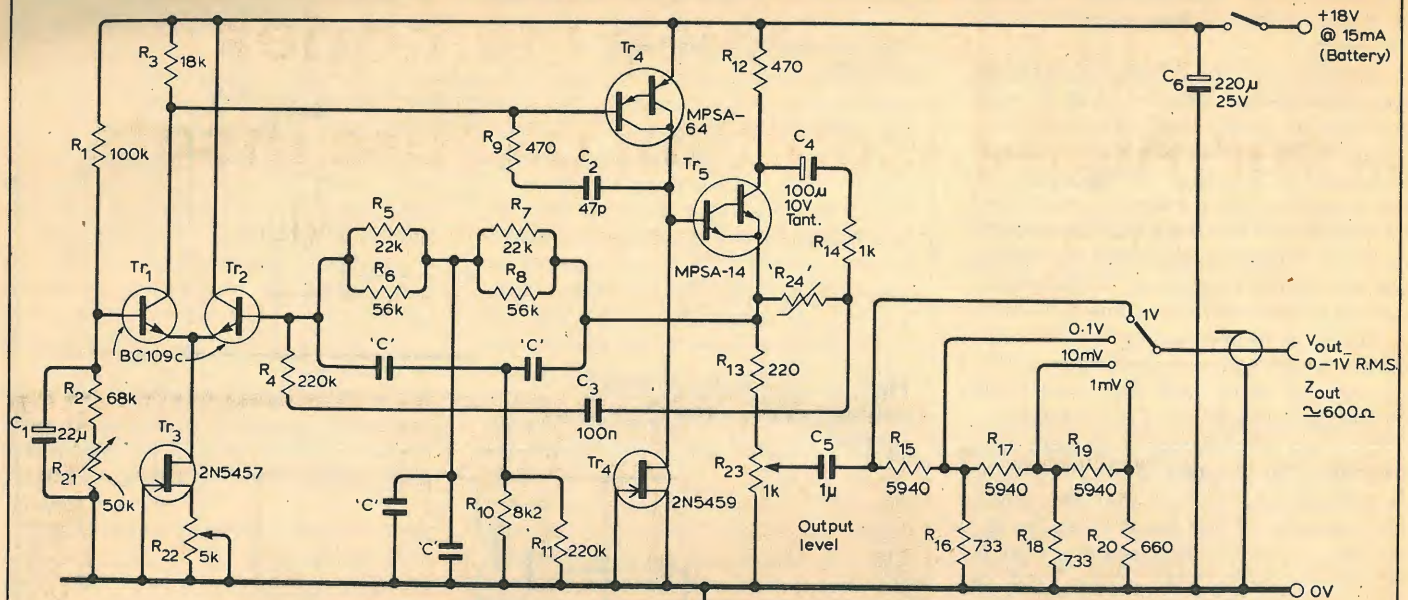


tion. Since the ratio of the collector to emitter limbs is 1 : 2.7 the bridge will be balanced (for zero output at point 'X') when the thermistor achieves an internal resistance value, due to the heating effect of the circulating current, of 2.7kΩ. If the applied voltage to the control circuit falls, the thermistor will cool somewhat, which will cause the phase of the feedback signal to be positive, thereby increasing the magnitude of the output. If the magnitude of the signal input to the control circuit increases, then the resistance of the thermistor will fall and the phase of the feedback signal will become negative, causing the output of the oscillator to decrease.

In operation, the total magnitude of

the signal present at the base of Tr₂ is very small, so that the non-linearity contribution due to the curvature of I_c/V_b characteristics of the input devices is also very small. This demonstrates one of the reasons for the superiority in performance of this (parallel T) type of circuit over the conventional Wien bridge system, in which there is normally one-third of the output signal present at the base of the input transistor with consequently greater contributions from the input device to the overall non-linearity of the circuit.

The final circuit of the oscillator is shown in Fig. 9 and the measured distortion characteristics are shown in Fig. 10. Loop stabilisation is achieved by



Small improvements in T.H.D. may be made by adjustments to R₂₁, R₂₂ & R₁₁
These are best done at 10kHz

Fig 9: Complete schematic of the spot-frequency oscillator

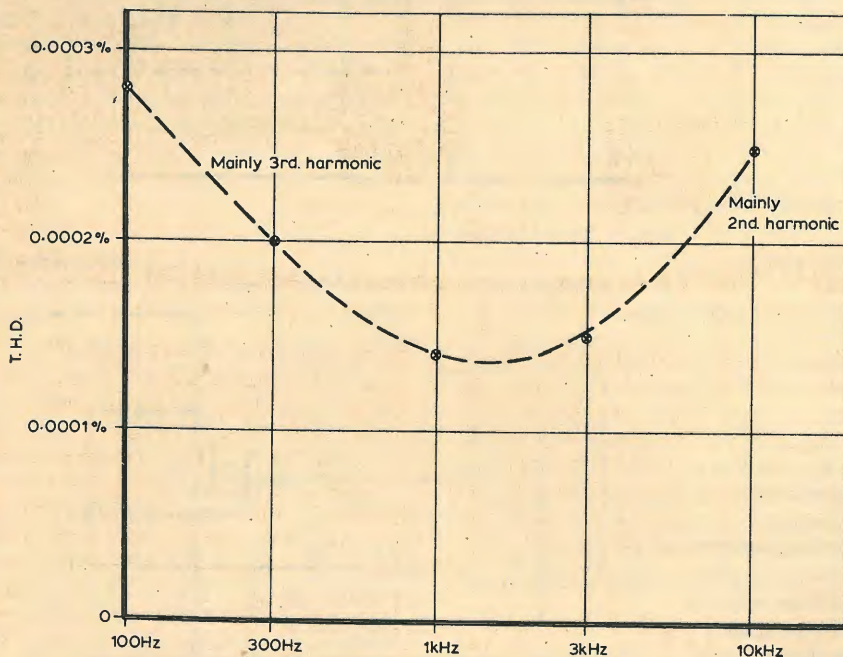


Fig 10: Measured distortion characteristics

adding a dominant lag capacitor between collector and base of Tr₄. The values shown have proved adequate to prevent squegging in three experimental models of this oscillator, but in two of the three cases a 3pF capacitor was quite adequate, with consequent improvement in the h.f. open-loop gain and rather lower t.h.d. figures at 10kHz than those shown in Fig. 10.

While the author's own model of this unit operates only at the five spot frequencies shown, obtained by switching the capacitors in the T (polystyrene foil types) there is no reason other than complexity of switching for the restriction of its operating frequencies to those shown.

The first unit of this type was built using resin dipped carbon film resistors,

and this is still in service. A subsequent unit employing metal film resistors throughout showed a small improvement both in t.h.d. and background noise level. Unfortunately for the conclusiveness of this experiment, a similar improvement in the prototype was obtained by replacing the Motorola 2N5089 input devices with Motorola BC109Cs. The f.e.t.s are also preferably Motorola types.

Thermistor "R₂₄" should be an STC R54 or equivalent type. Resistance at 20°C should be approximately 50k falling to about 270Ω in operation. This makes other items such as the GM473 or VA3410 suitable.

The measurement of the residual harmonic distortion and noise is greatly facilitated by the monitoring of the

signal on an oscilloscope. Even so, the operation of any notch filter with a rejection ratio of 120dB or so requires a certain delicacy of touch and conditions of reasonable tranquillity.

Printed circuit boards

Two glass fibre p.c.bs are available for the distortion meter and oscillator at a cost of £5 the set from M.R. Sagin, 23, Keyes Rd., London, N.W.2.

References

1. Radford type A.71 distortion measuring set.
2. Linsley Hood, J.L., Low distortion oscillator, *Wireless World*, September 1977, p.42.
3. Linsley Hood, J.L., The "H" or "bootstrap" i.f. circuit filter, *Electronic Engineering*, July 1976, pp.55-58.
4. Bailey, A.R., Low-distortion sine-wave generator, *Electronic Technology*, February 1960, pp.64-67.
5. Linsley Hood, J.L., The Liniac, *Wireless World*, September 1971, pp.437-441.
6. Idem, p.439.
7. Taylor, E.F., Distortion in low-noise amplifiers, *Wireless World*, August 1977, pp.28-32.
8. Baxandall, P.J. Audio power amplifier design, *Wireless World*, December 1978, pp.53-56.
9. Linsley Hood, J.L., Low distortion oscillator, *Wireless World*, October 1977, p.70.

Charge-coupled memories for high-resolution picture insets

Monitoring a second channel inserted into the main picture

by P. Bouvyn BARCO COBAR Electronics, n.v., Kuurne, Belgium

Charge-coupled device memories have been developed for use in a "picture-in-picture" system, for viewing and monitoring a second channel on a small image, inserted in the main tv picture. The system employs two standard receiver sections tuned to the main viewing channel and the channel for the inset picture. Two 72 x 128 c.c.d. memories store the out-of-phase second channel video information and write it out, synchronized with the main programme, enabling a stable inset location in the upper left hand corner. By choosing the lines to be stored very carefully, an interlaced inset is obtained.

SINCE 1973, several makers have offered second-channel monitoring on consumer television sets. Nordmende was first, marketing a set with two picture tubes which allowed two programmes to be viewed at the same time, one on the main 60cm screen and another on an adjacent 20cm screen. A button allowed switching between the two screens,

Several years later, in 1977, Saba and Telefunken developed their system, making it possible to display a partial black-and-white picture of a different programme in the corner of the main colour picture. The inset measures 16 x 18 cm on a 66 cm tube. The system uses



Fig. 1. Typical inset picture from the BARCO system on a 66cm screen.

a video-switch controlled by logic circuitry, which chooses the corner of the main colour picture to use for the inset according to the phase shift of the two transmitters, so that horizontal and vertical blanking bands do not show. The black and white inset has the resolution of a normal picture but only

displays part of a picture quadrant.

The Saba system had not been on the market very long when Grundig appeared with their "Vollbild im Bild", developed by ITT. This system delivers a stable second picture located in the middle of the lower edge of the screen. The inset, measuring 8 x 11.5 cm, consists of a full black-and-white picture of 116 lines (58 per field) with 64 picture elements per line. The system uses two bucket-brigade memories for storing the reduced size picture, synchronized with the second-channel video signal, and to read out the stored video information synchronized with the main picture signal. Only one line in four is stored, while the bandwidth of the second programme video signal is reduced to 0.75 MHz. Sharp is also going to use this system, according to recent information.

Separately BARCO have developed their own system, using two c.c.d. (charge-coupled device) memories. The inset picture is located in the upper, left-hand corner of the main colour picture. The linear dimensions of the monochrome inset are 1/4 of the normal picture.

Cc.d. memory

Signals originating from two different transmitters are normally out of phase,

	Nordmende	SABA Telefunken	ITT-Schaub-Lorenz Grundig Sharp	Barco	Fairchild X still in develop- ment	Philips
Display	2-4 picture tubes	picture inset	picture inset	picture inset	picture inset	picture inset
System	separate	video-switch	2 bucket brigade memories	2 ccd memories	2 ccd memories	digital memories
2nd picture format	full picture	picture quadrant	full picture	full picture	full picture	?
Picture size	12 x 16 cm	16 x 18 cm	8 x 11,5 cm	10 x 13 cm	X	?
Lines per field	287,5	116	58	72	90	?
Points per line	525	179	64	128	120	?
Horizontal resolution	5MHz	5MHz	3MHz	5MHz	X	?
Interlaced						
2nd pict.	yes	yes	no	yes	X	?
Line time	52,48 µs	17,89 µs	10,67 µs	12,8 µs	X	?

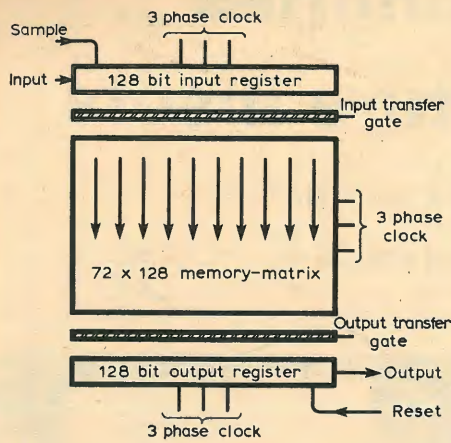


Fig. 2. Organization of the 72x128 c.c.d. memory.




Fig. 5. Eliminating one eighth of the picture at each edge loses a negligible amount of information.

the phase difference varying in time. It is therefore necessary to store the second-channel information in a memory until the right moment has come to write out the stored information.

Conventional digital memories cannot be used for this application, since the analogue tv signal then needs a.-d. and d.-a. conversion, which cannot be realized economically at the frequencies required. Analogue memories such as b.b.ds (bucket-brigade devices) or c.c.ds (charge-coupled devices) must then be used. Of both these devices, c.c.ds have the advantage of being able to reach higher read and write speeds, so they can achieve a higher bandwidth and give a better picture resolution. Thanks to a special technology that eliminated the so-called dark current spikes, fabrication of c.c.ds which could contain a whole video field became possible. The spikes caused unacceptable spots in the picture.

C.c.ds may be constructed as memory cells in a serial fashion, one following the other, or as a serial-parallel-serial (s.p.s.) structure. In the latter case the c.c.d. memory cells form a matrix. The information is first serially read into the "read-in" register cells and then shifted in parallel one row down. For the "pic-

ture in picture" application the s.p.s. structure is more suitable than the serial type because the maximum bandwidth is determined by the number of shifts the information has to make from cell to cell. For a 100x100 s.p.s. structure there are 200 shifts, while for a serial structure with the same number of cells there are 10,000 shifts.

Memory format. The reproduction of a picture with a cathode ray tube can be taken as a mixed version of point per point reproduction. In the vertical sense the display is discrete (expressed as a number of lines), while in the horizontal sense the picture is continuous (defined by the bandwidth of the transmitted a.m. signal). A tv standard is composed in such a way that horizontal and vertical resolution are the same. The BG standard, for example, has a bandwidth of 5 MHz, where the picture consists of 575 effective lines.

Considering the chosen s.p.s. organization of the c.c.d. memory, the number of elements has to be defined as a product of lines (L) and columns (C). To reconstruct a black and white picture in the BG standard, not only the transmitted bandwidth and the effective information time per line in the horizontal sense must be considered but

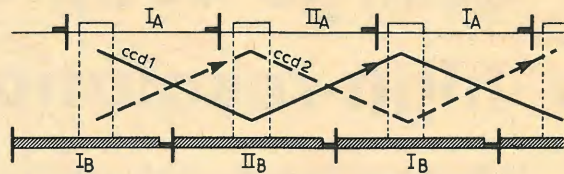


Fig. 3. Reading and writing of both memories. Main picture is A series; inset is B. C.c.d.2, for example, reads from first field of B, writes in second field of A, reads in first field of B, etc.

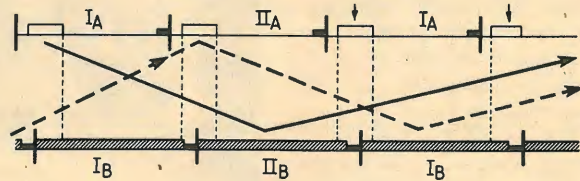


Fig. 4. Phase variations sometimes mean that a memory would need to read and write simultaneously.

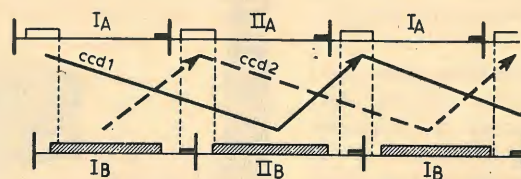


Fig. 6. Result of reading only three quarters of picture: problem of Fig. 4 avoided.

also the effective number of lines in the vertical sense. So calculation gives $L=575$ and $C=525$.

Because the inserted picture is four times smaller, proportionally less lines and columns are needed. The memory capacity can be reduced to $(575/4) L \times (525/4) C$ or $144 L \times 128 C$, in convenient numbers of bits. However, a transmitted picture in the BG standard is composed of two interlaced fields, so the memory can be split into two memories of $72 L \times 128 C$. Each memory then stores one field of the picture.

BARCO system

Essentially the system works as follows. Two c.c.d. memories read in alternately one field (every fourth line) of the second channel picture after which c.c.d. 1 writes out the information into field 1 of the main picture and c.c.d. 2 into field 2 as in Fig. 3. The field which is read into the c.c.ds is always the first complete field of the second channel picture. As the phase of both transmitter signals varies in time, the situation shown in Fig. 4 can occur. Neither c.c.d. 1 nor c.c.d. 2 in this situation can write out into every field of the main channel, since each time there is an overlap of read and write time. Some fields would, therefore, be lost.

To limit the number of memories to two, one-eighth of the picture is omitted at each edge, since the borders contain least information. Fig. 5 shows the result. By shortening the read-in time to 3/4 of the normal time the problem shown in Fig. 4 is solved, as indicated by Fig. 6.

In writing out the information line by line, the height of the picture is reduced three times, since only one line in three is stored. The height of the inset becomes 3/4 divided by 3 or 1/4 of the normal picture height. In the same way, only 3/4 of a line is read into the memory, so to obtain the resolution of 5 MHz for the inset, the bandwidth of the input memory signal may be reduced to $5/3 = 1.66$ MHz, because the writing-out is three times faster. The read-in and write-out clock frequencies, which must be double the bandwidth, are then respectively 3.33 MHz and 10 MHz. This means that in the horizontal sense as well the picture is compressed by 1/3. The width of the inset therefore becomes 1/4 of the normal picture width.

Interlacing of inset. It might be assumed that c.c.d. 1 always reads in the second field of channel 2 and c.c.d. 2 field 1, but this is not the case. There are two critical situations, according to the phase shift between the two transmitters. In the upper diagram of Fig. 7 the field frequency of the second transmitter is

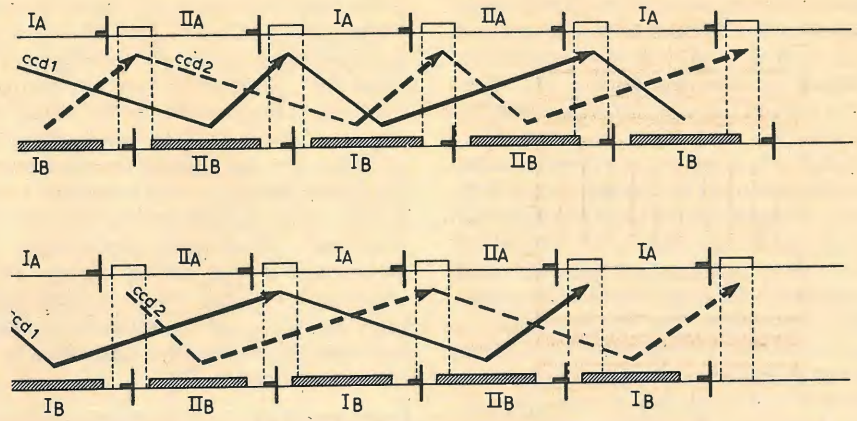


Fig. 7. If raster frequencies of two pictures differ, one field of inset is either displayed twice or not at all.

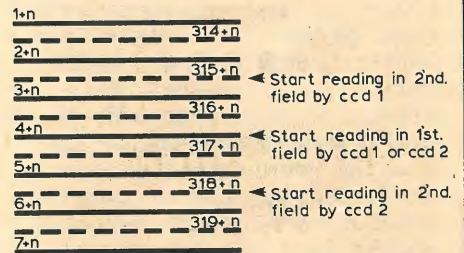


Fig. 8. Memory 1 always writes in first field of main picture, which means that it reads-in three lines above Memory 2.

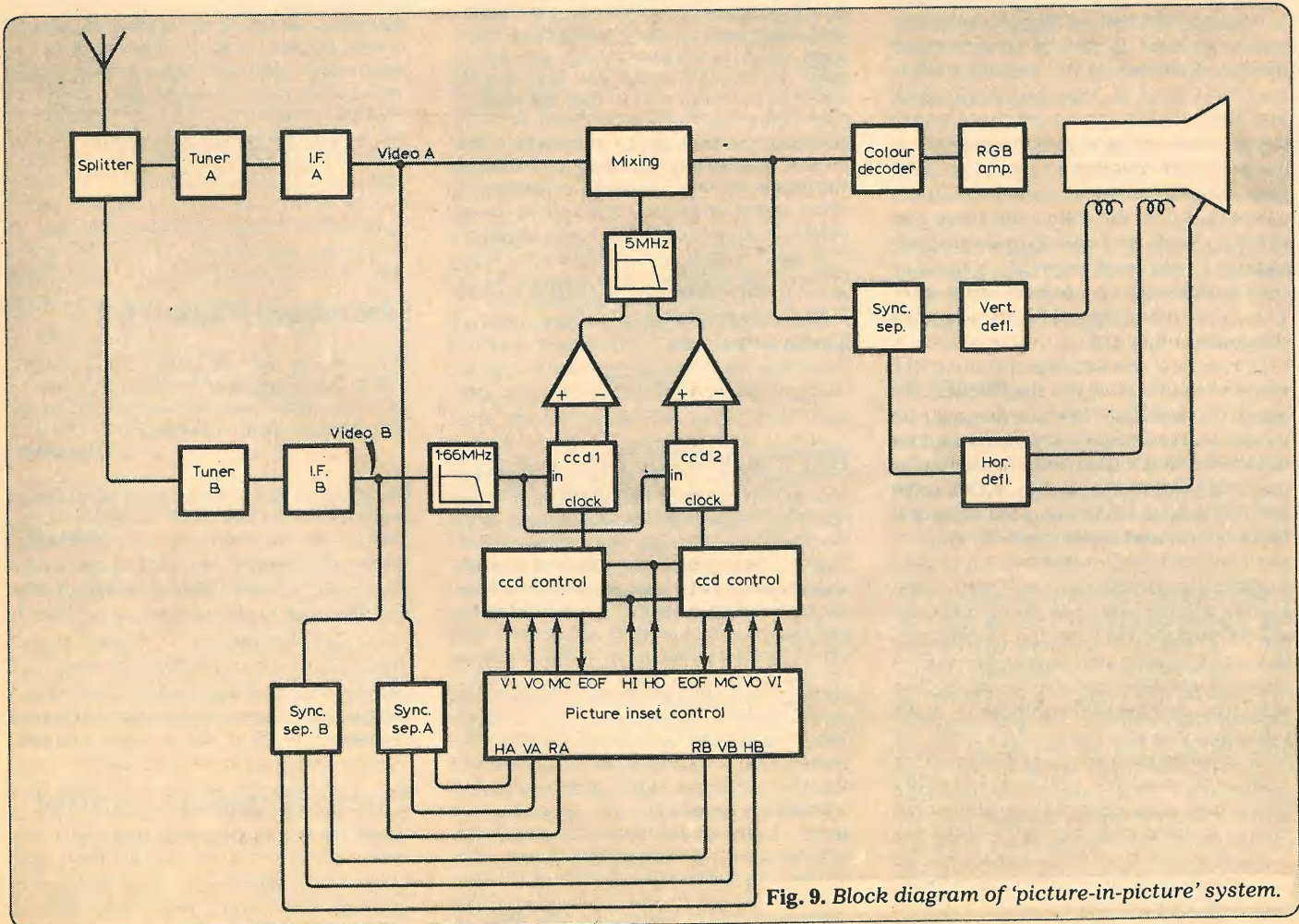


Fig. 9. Block diagram of 'picture-in-picture' system.

lower than the field frequency of the main transmitter, and in the lower half, higher. Consequently, the field 1_B is either displayed twice or not displayed at all. At this moment the next complete field to be read in changes from the first to the second memory, or vice versa.

To obtain an interlaced inset, it is necessary to choose very carefully the lines to be stored in the memories. Different systems can be used but the best results are obtained with a system where the writing out of the memories is coupled to the field-information of the main transmitter. The first memory — c.c.d. 1 — always writes out into the first field of the main transmitter, beginning with line $1 + m$ (m is the vertical position of the inset) and ending with line $72 + m$. The second memory — c.c.d. 2 — always writes out into the second field of the main transmitter, beginning with line $313 + m$ (this is the line under line $1 + m$ of the first field) and ending with line $385 + m$. After a memory has written out, the next complete field of the second transmitter is read into that memory.

If this field is the first field, then reading in is started with line $4 + n$ (n defines the line on which we start) without considering for which c.c.d. the information is destined. If the field is the second field, then the line that is read in depends on which c.c.d. the information is destined for.

If the second field is read into c.c.d. 1, then we start with line $315 + n$. This line is situated above line $4 + n$ of field 1 and is later on written out above the information of c.c.d. 2, so that an interlaced inset is obtained. If the second field is read into c.c.d. 2, then we begin with line $318 + n$. This line is situated under line $4 + n$, and is later on written out under the information of c.c.d. 1. Also in this case we obtain an interlaced inset, as in Fig. 8. The diagram shows that the read-in lines of field 2 are situated exactly in between the read in lines of field 1, thus giving optimal resolution. This cannot be obtained with a system that reads 1 line in 4.

In practice, the writing out of c.c.d. 1 starts with line 26 of the first field of the main transmitter. The writing out of c.c.d. 2 starts with line 339 of the second field. The first field of the inset transmitter is read in, beginning with line 56 and the second field begins with line 367 for c.c.d. 1 and line 370 for c.c.d. 2.

C.c.d. matrix. The control circuitry in Fig. 9 generates 13 clockpulses to allow the 72×128 c.c.d. memory to operate. The status output (EOF) indicates when the matrix has completely read in or written out. Another output controls the mixing of the output signal of the c.c.d. with the video signal of the main programme. Horizontal and vertical synchronization inputs are provided for read and write timing. Next we have the control-input, (MC) that switches the memory from read to write. In the position "read in" the memory starts

reading in after the reception of the vertical start pulse (VI).

Seventy-two lines are read in and shifted down into the parallel register, synchronized by the horizontal start pulse (HI). After all 72 lines are read in, the control logic waits for the write out command. Now writing out happens in a similar way as reading in. Horizontal (HO) and vertical (VO) write-out start pulses now synchronize the whole sequence. First, the information is shifted out of the parallel register into the output register, which is then written out. When all 72 lines are written out, the control circuitry waits for a new read in command.

Inset control. Both memories of the picture-inset generator each have an identical c.c.d. control, controlled in turn by the picture-inset control in such a way that reading in is synchronized with pulses of the inset-transmitter B, while writing out is synchronized with pulses of the main programme transmitter A. The circuitry ensures an in-

terlaced inset. Continuity of the inset is not affected by the two transmitters being out of phase (no half picture or flicker with a change in the phase difference). Therefore, vertical (VA and VB) and horizontal (HA and HB) sync. pulses are needed and also field information (RA and RB) from both transmitters.

The research for this project, commissioned by BARCO-COBAR Electronic n.v., has been carried out partly by the ESAT, division of the Electrotechnic Department of the university of Louvain (Director: Prof. Dr. Ir. R. Van Overstraeten) under the leadership of Dr. Ir. G. Declerck.

Many thanks especially to P. Schreurs, K. Vandamme and V. Jansoone for the very interesting discussions on the subject. We would also like to thank the IWONL (Institute for encouragement of scientific research in Industry and Agriculture) and the CRIF (Centre for research in metal-industry) for their help. □

Books Received

The New Penguin Dictionary of Electronics is compiled by Carol Young, and replaces the earlier dictionary, published in 1962. The word 'electronics' in the title is not an indication of bias towards devices and materials; the book embraces all fields of electronic engineering, including communications and computing. It is obviously hardly possible to include every term in current use and, indeed, there are one or two surprising omissions, such as accelerometer, secondary radar, totem-pole output and the Nyquist criterion. It is also odd to find the spelling Schockley, and to see no reference to Mossbauer, Cerenkov or Czochralski. But these are somewhat pettifogging criticisms and the book is a fine work of reference, which is well up to date with such words as Prestel. Cross-referencing eases problems with such entries as Chebishev and Tchebyshev. This 618-page book costs £1.25, or £7.97 in hardback, and is published by Penguin Books Ltd, 17 Grosvenor Gardens, London SW1W 0BD.

Operational Amplifiers, by G. B. Clayton, is the second edition of an eight-year-old book, now largely rewritten to take account of the many new types of amplifier which have been introduced in the intervening period. This is not simply a collection of circuits using op-amps, but is an attempt to provide the reader with sufficient general information on the characteristics of devices and circuit configurations to enable him to design circuits and systems from scratch. A chapter on fundamentals precedes two sections on performance characteristics and testing, which inform the rest of the chapters on applications. A final chapter provides information on practical points, such as stability, interference avoidance, etc. Exercises are given at the end of each chapter, with answers, and the appendices consist of a number of applications and further calculations on common-mode rejection and frequency/phase response. The book is

published by Butterworth and Co. (Publishers) Ltd, 88 Kingsway, London WC2B CAB, contains 410 pages and costs £9.50 in hardback.

Radio Amateur's Examination Manual, by G. L. Benbow (93HB) is designed to provide sufficient information, both procedural and technical, at the level needed to enable readers to pass the R.A.E. The new syllabus and revised multiple-choice format of the examination papers have caused a complete revision of the book, which is the eighth in the series. Two sample examination papers, with answers, are included. The 120 page, paper-back book is published by the Radio Society of Great Britain, 35 Doughty Street, London WC1N 2AE at £2.16 by post.

Literature Received

Brochure on the SE Labs (EMI) model SE6300 12in, ultraviolet oscillograph is available from their Instrumentation Division, Spur Road, Feltham, Middlesex TW14 0TD
WW 419

Equipment for the prototype and small-scale production of printed-circuit boards is illustrated in a brochure from the Cupro Products Divison of Lektrokit Ltd, Sutton Industrial Park, London Road, Earley, Reading, Berks RG6 1AZ
WW 420

A catalogue describing a range of small computers, valves and television picture tubes can be obtained from Solus (Electronics) Ltd, Kirkwood Road, Cambridge CB4 2PF
WW 421

Teletext remote control

Figure 2 of this article, which appeared in the April 1979 issue, contained an error, for which we apologize. A $1\text{ M}\Omega$ resistor, R_5 , should be connected between the junction of R_4 and C_5 and pin 5 of IC_3 .

Super-regeneration — only a toy?

The very simple "super-regenerative" high-gain detector, invented over 55 years ago by Howard Armstrong for medium-wave broadcast reception but rapidly superseded for that purpose by his development of a practical superhet, has always been a technique of tantalising promise but only limited practical application. Admittedly, it helped amateurs pioneer the old 56 and 112MHz bands in the 1930s and was widely used in wartime for such purposes as tank sets and Bert Lane's 450MHz S-phone spy radio; but for many years it has virtually faded from sight except as a beginner's toy and for radio-control receivers. Critics point to the inherent poor selectivity, excessive radiation (this can be much reduced by an r.f. stage or by a simple diode technique developed by Bell Telephone Laboratories a decade ago) and the extremely high inter-station noise. Again, although suitable for both a.m. and broadcast f.m. reception, it presents problems for n.b.f.m., s.s.b. and c.w.


But very much to its credit are high sensitivity (typically around 0.5 microvolts), extremely low-cost, inherent a.g.c. action and good discrimination against impulse interference.

One of the few recent surveys of the potential of the super-regenerative detector appears in the New Zealand journal *Break-in* (November 1978) by Nat Bradley, ZL3VN. He has carried out many experiments using field-effect transistors in both self-quenched and separately-quenched arrangements, including the use of squelch gates to tame noise in the absence of signals, and also use of the 'super-regen' for n.b.f.m. reception (by injecting a stable carrier at signal frequency) and for c.w. (by using the squelch gate to key an audio oscillator). His conclusion is that "the super-regenerative receiver is a fascinating and unnecessarily maligned device. Modern techniques can give added performance and versatility at low cost. Its use (up to about 1000MHz) could well be re-examined with an eye to getting the most from the least."

Improving the UA3IAR "quad"

Attention was drawn in the December 1978 *WoAR* to a novel form of switched quad-type aerial developed by the Russian amateur L. Vsevolzhskii, UA3 IAR. This uses an octahedral wire structure supported by a single pole and requiring no special framework or mechanical rotation, yet capable of being switched to direct the beam towards any quadrant. But it was pointed out that the system is unlikely to have a forward gain exceeding about 3.5dB (reference dipole).

A number of British amateurs have been experimenting with such aerials



with a view to increasing gain and bandwidth, reducing sidelobes and providing operation on more than one band. The low gain results primarily from the current maxima being at the pinched-in vertices of the array. One technique which has already been shown largely to overcome this problem (though making quadrant switching rather more complex) has been proposed and tested by Leslie Moxon, G6XN. This consists of re-arranging the feed points so that the array is vertically rather than horizontally polarised. This increases the spacing between the current maxima, while it also automatically decreases this spacing when the aerial is excited at higher frequencies. A multiband version has a gain of the order of 7-8dB on 28MHz and approaching normal quad two-element performance (about 6dB gain) on 14MHz. Further options remain to be tested, but the work seems to confirm that such modified octahedral structures may turn out to provide highly effective wire beam arrays at low cost, relatively simply.

Scanning the bands

A recent issue of *CQ-TV* (journal of the British Amateur Television Club) reports growing interest in fast and slow scan amateur television in Yugoslavia, including the use by YU1PKW of a 1.2kW linear amplifier (built for 432MHz 'moonbounce') with a 128-element colinear aerial.

An amateur tv repeater (432MHz 'in-band') is being set up on Mount Belmont (450m a.s.l.) near Wellington, New Zealand following tests at a temporary location. It works to 625-line PAL (System B) standards with output frequencies 17.5MHz above input frequencies. It operates only on broadband tv type signals, both vision and sound.

WB6NMT, California has become the first amateur station to make 'moonbounce' (earth-moon-earth) contacts on four bands: 50, 144, 220 and 432MHz.

Chris Bartram, G4DGU, has heard meteor-scatter 'pings' on the 432MHz band and is endeavouring to obtain contact with Sweden using this mode:

only two 432MHz meteor-scatter contacts have ever been completed by amateurs on this band. These were between Swedish stations SK6AB and SM2AID in 1977 and between W0LER and W2AZL in 1972.

Contacts between New Zealand and Australia were made during January on 144MHz and also, for the first time, on 432MHz. The 432MHz s.s.b. contact between ZL1TAB, Auckland and VK2BQJ, Oyster Bay, near Sydney, was over a distance of almost 2150km.

Fines and costs totalling over £900 have been imposed at Camberwell Court under charges arising from deliberate interference to the London 144MHz repeater at Crystal Palace by two men operating from a vehicle. Local amateurs detected and traced the source of the interference which included transmissions of music and obscene language.

From all quarters

A potential threat to the low-frequency end of the 14MHz band could arise from the demands to be made by many countries at WARC79 for a new 13.6MHz broadcasting band extending right up to the edge of the 14MHz amateur band. Even if the broadcast stations keep within their proposed band, one can imagine the effects of a 500kW station with large aerial array on, say, 13997.5kHz — and even more vividly the possibility of the 'jamming' stations it would be likely to attract!

In what is clearly an effort to keep down the cost of amateur equipment, American and Japanese firms are introducing new low-power (10-20W) h.f. transceivers which could later be used with linear amplifiers or with v.h.f. transverters. Examples include the Trio TS120V and the Atlas 110 which in the USA is being sold (less power supply) at \$388 (about £200) and is being claimed as "the first price breakthrough in amateur radio equipment in a decade."

In brief

The Irish Department of Posts & Telegraphs has introduced a Class B licence and such licences will be available to British Class B amateurs visiting the Republic . . . At the end of 1978, the number of UK amateur licences totalled 24,711, an increase of 1427 during the year . . . For the first time membership of the RSGB has exceeded 23,000 in 135 countries . . . The 1979 'Jamboree-on-the-air' organised by the Scouts will take place over the weekend October 20-21 . . . Mobile rallies are due to be held at: June 24 Longleat Park and Castlewellan Forest Park (Bangor); July 1 Upton-on-Severn . . . Raynet (the amateur emergency service) has been authorised to provide ship-to-shore radio links up to two miles from the shore, during oil-pollution operations.

PAT HAWKER, G3VA

The Heaviside signal

An alternative view of the transverse electromagnetic wave

by I. Catt, CAM Consultants

This article proposes a different picture of electromagnetic propagation from the familiar "rolling wave" idea in which electric and magnetic fields topple over and forward, continually changing into each other as they go. The author postulates "an unchanging slab of $E \times H$ energy current" travelling forward at the speed of light, and names it "the Heaviside signal" after a concept expressed in the writings of Oliver Heaviside. This process does not rely on a causal relationship between the electric and magnetic fields, which are seen as co-existent.

MAXWELL faced up to the paradox that whereas electric circuits, in order to function properly by allowing the passage of electric current, were thought to require a complete closed circuit of conductors, electric current still seemed to flow for a time when a capacitor (which of course is an open circuit) was placed in series with the closed loop of conductors. He "cut the Gordian knot" (according to Heaviside)¹ by postulating that a new kind of current, which he called "displacement current", leapt across the plates within the capacitor. This electric current, which was uniformly distributed in the space between the capacitor plates, could even flow through a vacuum.

Maxwell followed up this daring idea by suggesting that electromagnetic waves might exist in space. Scepticism about his postulated "displacement current" was silenced in 1887 when Hertz discovered the predicted waves in space. The classic pre-Popperian requirement of a good scientific theory seemed to have been met – the prediction of further results which are later confirmed by experiment.

There are two versions of the transverse electromagnetic wave, the "rolling wave," and what we shall call here the "Heaviside signal." We shall discuss only the wide variety of views among those who believe (with the relativists) that there is no instantaneous action at a distance.

The rolling wave

The lack of action at a distance creates a fundamental difficulty for the wave in space if it is to be launched by a force in the direction of propagation. The key to the ability of a force to project a wave is that there is a pressure difference be-

tween two points along the line of propagation. However, knowledge of a difference in pressure between two points A and B which are separated by distance implies instantaneous knowledge at B of the pressure at A; that is, instantaneous action at a distance, which has been outlawed.

This dilemma seems to be overcome if it is postulated that the force which projects the wave is a lateral, shear, force. It seems a shear force can act at a point, and so not contradict relativity whereas a longitudinal force cannot.

The above kind of reasoning, combined with the postulation of displacement current, which seemed to flow at right angles to the direction of propagation, joined forces to create the notion of the rolling wave. The rolling wave contains alternating concentrations of magnetic energy $\frac{1}{2}\mu H^2$ and electric energy $\frac{1}{2}\epsilon E^2$ in the direction of propagation. It is useful to think of a road with alternate red trucks and white motor cars. The magnetic energy or flux (by Faraday's law of induction) generates electric energy and displacement current ahead of itself, which in turn (by the Biot-Savart Law) generates magnetic flux, or energy, ahead of itself. Each type of energy, or flux, topples over and forward, changing as it topples into the other kind of energy. It is as though in the road containing the alternate red trucks and white cars, first the red trucks reappear as white cars a little further ahead while at the same time the white cars turn into red trucks a little further ahead; then the trucks and cars change back again, moving forward a little with each metamorphosis. The analogy with the pendulum has been proposed. One can think of a long line of pendulums, alternate ones having potential energy and kinetic energy, and communicating their energy forward step by step with a change of type of energy at each one.

The Heaviside signal

Opposed to the rolling wave is what we have called the Heaviside signal. The most highly developed form of this view is that at any point in space, an electromagnetic signal always contains one kind of energy only, which is equal to the product of E and H at that point, where

$$\frac{E}{H} = \sqrt{\frac{\mu}{\epsilon}} \quad \text{Energy density} = \frac{E \cdot H}{c}$$

Further, the Heaviside signal always travels forward unchanged at the speed of light, $c = 1/\sqrt{\mu\epsilon}$, and never any slower. E , H and c are always mutually perpendicular.

The two men most likely to understand the "Heaviside signal" point of view and to oppose the "rolling wave" were Oliver Heaviside himself, in honour of whom it has been given its name, and Poynting, the man whose name is attached to the vector $E \times H$. However, their writings show that neither man arrived at a full understanding of the Heaviside signal described in the previous paragraph.

Heaviside vacillated between the two views, the rolling wave and the Heaviside signal. He always applauded the idea of displacement current, which appears to put him on the side of the rolling wave. Further, on page 6, art. 453 of volume 3 of his "Electromagnetic Theory", when he says that the curl of E , not E itself, is the real source of the waves, he is again arguing for the rolling wave. Curliness is obviously a bid for shear, vorticular forces, a concept intrinsic to the rolling wave. However, elsewhere he seems to stand firmly for the Heaviside signal. For instance (*ibid*, art. 451, page 4), he says, "It carries all its properties with it unchanged," which is a clear statement of the Heaviside signal. In art. 452, the mention of a "slab" of signal is strongly on the side of the Heaviside signal. Heaviside mentions the slab elsewhere in his writings. One does not conceive of slabs rolling, or generating shear forces or stresses. Almost by definition, a slab, like a slab of heavy granite, moves forward unchanged at constant velocity.

Professor Poynting, who first suggested that energy was distributed in space with a density $E \times H$, also had a partial vision of the Heaviside signal. He definitely did not know that E is always perpendicular to H , and that the \times in $E \times H$ means simply multiplication. (He had a term $\sin\theta$ for the angle between them.) Poynting was writing before the general agreement that light is electromagnetic, and so did not know that this Poynting energy $E \times H$ always moved forward (in the third dimension) at a constant speed, $1/\sqrt{\mu\epsilon}$, the velocity of light in the medium.

Poynting had a very good grasp of the direction of energy flow and its magnitude, but did not seem to understand

the importance of reflections at a change of medium, which leads one to think of one energy current $E \times H$ flowing backwards along its previous path, passing through the next portion of forward travelling energy current. This superposition of forward and backward energy currents (implicit in the phrases "phase velocity" and "group velocity") has prevented a clear understanding of the electromagnetic wave.

For fifty years, technology did not give us the power to drive the medium with an electromagnetic signal. With the low power at our disposal, all we could do was resonate the medium with periodic (sinusoidal) excitation in the same way as we move a child on a swing. In a resonant medium, energy is necessarily flowing in both directions; most of the forward energy returns to aid the source on the next cycle.

Our inability to drive a medium except periodically insinuated itself into our group psyche, until we came to assert that nature was periodic (and even that it was sinusoidal). Implicit in this view were the wrong beliefs that

- (1) electromagnetic energy is necessarily contrapuntal,
- (2) $E/H = \sqrt{\mu/\epsilon}$ is not always true, (e.g. when two waves are passing through each other so that H cancels but E does not, so that $E/H = \infty$), and
- (3) signals can travel slower than the speed of light $1/\sqrt{\mu\epsilon}$.

The absurdity of this third idea is easy to demonstrate if we consider a two directional highway. If all cars move at 60 m.p.h. but some (A per hour) move eastwards and some (B per hour) move westwards, no one would argue that the total passage of cars eastwards per hour past a reference point, that is, $(A-B)$, would help us to determine the velocity of cars by the formula

$$\text{Flow of cars} = (A-B) \text{ per hour}$$

$$\text{Distance between cars} = L$$

$$\text{Therefore velocity of cars} = (A-B)L \text{ m.p.h.}$$

However, this seems to be done, at least subconsciously, with phase velocity and group velocity. The very terms imply some such calculation.

Some ten years ago the successful manufacture of high speed (1ns) logic elements capable of driving a 100 ohm load made it possible, for the first time for fifty years, to drive a medium rather than gently resonate it, as a matter of normal routine. Those driving a high speed logic step could clearly see it travelling at the speed of light for the dielectric (never any slower) and remaining unchanged on its journey. For the first time for seventy years, high speed digital engineers were privileged to see the Heaviside signal, an unchanging slab of $E \times H$ energy current guided between two conductors from one logic gate to the next. Reflections were prevented by proper termination at the destination, so that notions of phase velocity and group velocity

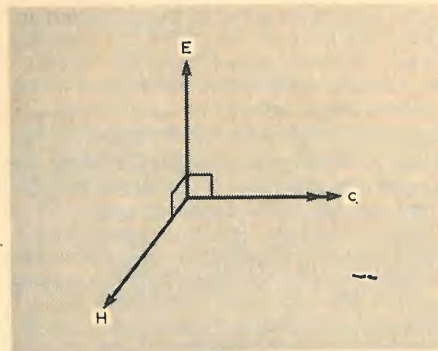
evaporated. We saw a slab of energy launched from one point, travelling unaltered, to be absorbed by the terminating resistor at the destination.

At this point we just had to unburden ourselves at the theoretical level of implicit contrapuntal notions. A beautiful vision resulted, now called the Heaviside signal, of a lateral strain $E \times H$ (where $E/H = \sqrt{\mu/\epsilon}$ which by definition travelled forward at velocity $1/\sqrt{\mu\epsilon}$. As it travelled forward it filled (or probed) the space ahead of it in the same way as the ripples on the surface of a pond will fill the space (surface) as they come to it. Logic designers maintained a near constant aspect ratio in the space ahead, because whenever this slab came to a change in aspect ratio (= change of characteristic impedance, better termed characteristic resistance) some of the energy current would double back on its tracks according to the well-known laws of reflection. However, this did not lead back to the old "phase velocity" and "group velocity" notions; rather, the slab of energy current split into two slabs, one to continue forward and the other to return, both slabs continuing to probe, or fill, the space presented to them on their journeys.

The Heaviside signal offers us a dramatic simplification of our view of the fundamentals of electromagnetic theory.

Definitions

First define energy current (= TEM wave = Poynting vector) as our primitive, where energy current is as follows:



Now $\sqrt{\mu/\epsilon}$ and $1/\sqrt{\mu\epsilon}$ can be independently defined. Let us define

$$(a) \sqrt{\frac{\mu}{\epsilon}} = \frac{E}{H}$$

which defines a constant of proportionality for the medium.

$$(b) \frac{1}{\sqrt{\mu\epsilon}} = \text{velocity of propagation } c,$$

again a constant for the medium.

$$(c) \text{ Define } D = \epsilon E, B = \mu H$$

Derivations

$$\frac{E}{H} = \sqrt{\frac{\mu}{\epsilon}}, \quad B = \mu H$$

*See Appendix 1

$$\frac{E\mu}{B} = \sqrt{\frac{\mu}{\epsilon}} \tag{1}$$

$$\frac{E}{B} = \frac{1}{\sqrt{\mu\epsilon}} = c \tag{2}$$

$$\therefore E = Bc \tag{3}$$

By definition*,

$$c \frac{\partial E}{\partial x} = -\frac{\partial E}{\partial t} = -c \frac{\partial B}{\partial t} \tag{4}$$

$$\therefore \frac{\partial E}{\partial x} = -\frac{\partial B}{\partial t} \tag{5}$$

This is equation (12.5.1) in Carter (G. W. Carter, The Electromagnetic Field in its Engineering Aspects, Longmans, 1954, page 268), when he believes he is deriving the TEM wave, which is supposed to result from a causality relationship between E and B (Faraday's law of electromagnetic induction). Carter is clearly developing the rolling wave.

We see then that the equation $\partial E/\partial x = -\partial B/\partial t$ is a simple derivation from the definition of the Heaviside signal and is not based on $\partial B/\partial t$ causing E , as Faraday thought he had discovered.

We have shown that the passage of a TEM wave and all the mathematics that has mushroomed around it does not rely on a causality relationship (or interchange) between the electric and magnetic field. Rather, they are co-existent, co-substantial, co-eternal. The medium can only be strained in the two lateral dimensions (E and H) in fixed proportion. [In a similar way, pressure in a liquid in direction x does not cause pressure in the y (and z) direction; they co-exist.]

Faraday's great discovery in the 1830s was not electromagnetic induction; not a causality relationship. His great achievement was to discover that change was important. This started us on the road to discovering the now postulated primitive, the Heaviside signal, which can only move; it cannot stand still. Heaviside put together the main features of the new concept, but it took another century to put flesh on to the bare bones.

Reference

1. Oliver Heaviside, Electromagnetic Theory, 1893, London, page 28 section 30.

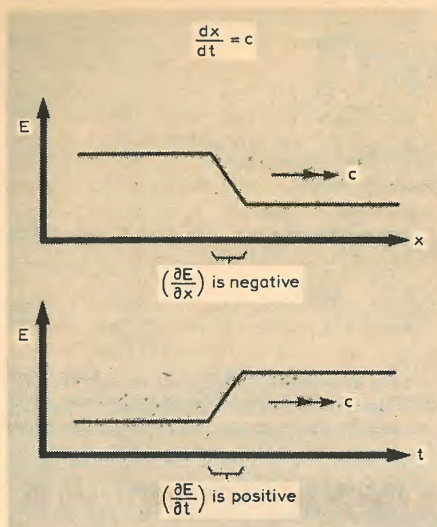
Appendix 1

By convention, if a voltage step is travelling from left to right (i.e. in a positive direction) it has a positive velocity; dx/dt is positive

$$\frac{\partial E}{\partial t} \text{ is positive but } \frac{\partial E}{\partial x} \text{ is negative. This}$$

(reversal) problem is well known by anyone who has drawn out an oscilloscope trace on to paper with voltage and distance axes. This explains the minus sign in equation (4) in the article. When we travel, we gain distance while we lose time. However, we regard our velocity dx/dt as positive.

It is strange that this ambiguity in sign convention had led to a negative sign in electromagnetic theory. This in turn intro-



duced the idea of a "Lenz's law" reluctance, or back e.m.f., in which lies nested the idea of causality,

$$i \rightarrow \int H dl \quad \text{and} \quad \frac{dB}{dt} \rightarrow v$$

In fact, electric and magnetic fields have a positive relationship, and co-exist rather than cause each other.

Numerically,

$$c \frac{\partial E}{\partial x} = \left| \frac{\partial E}{\partial t} \right|$$

Therefore, since by convention $\partial E/\partial t$ is positive, $\partial E/\partial x$ is negative and c is positive, we must conclude that

$$c \frac{\partial E}{\partial x} = - \frac{\partial E}{\partial t}$$

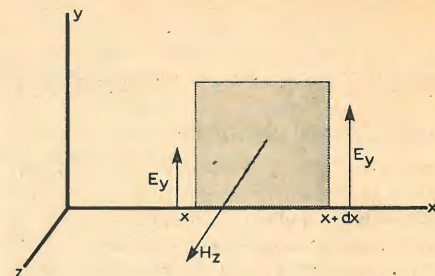
Appendix 2: the rolling wave explained

In this article, two mutually contradictory versions of the transverse electromagnetic wave have been described and compared. These were the rolling wave and the Heaviside signal. This appendix contains the first half of a very clear description of the rolling wave taken from "Fundamentals of Electricity and Magnetism" by Arthur F. Kip, Professor of Physics, University of California, Berkeley, published by McGraw-Hill, 1962, page 320. Only enough of that description is reproduced to make his approach clear.

"... Our demonstration involves the use of the first two Maxwell equations to show that such a postulated time and space variation of E gives rise to a similar time and space variation of H (but at right angles to E) and that this H variation acts back to cause the postulated variation in E . Thus, once such a wave is initiated, it is self-propagating.

"The figure below is used to show the application [of Faraday's law of induction] to the plane E wave, postulated to be moving along the x direction. A convenient closed path is drawn in the xy plane, around which we shall take the line integral of E . This is equated through [Faraday's law] to the rate of change of flux H through the plane bounded by the path of the line integral. Only the vertical parts of the line integral contribute since E is in the y direction, so that $E \cdot \partial x = 0$. If we go around in a counter-clockwise direction, the line integral around the path chosen becomes

$$\oint E \cdot dl = (E_y)_{x+dx} dy - (E_y)_x dy \\ = [(E_y)_{x+dx} - (E_y)_x] dy$$



where we are to take the values of E_y at $x+dx$ and x , respectively. The difference between these two values of E_y at the two positions is $(\partial E_y/\partial x)dx$, so we can write the line integral of Faraday's law of induction as

$$\frac{\partial E_y}{\partial x} dx dy = -\mu_0 \frac{\partial H_z}{\partial t} dx dy$$

Since this relationship is true for any area $dx dy$, we may write

$$\frac{\partial E_y}{\partial x} = -\mu_0 \frac{\partial H_z}{\partial t}$$

(This ends the extract from Kip. To get to the Carter equation we have to replace μH by B , of course.)

This article is taken from "Electromagnetic Theory", published by C.A.M. Publishing, 17 King Harry Lane, St Albans, Herts. The next seminar by CAM Consultants on digital electronics design will be held at St Albans on August 2-3.

A slice of the action

The Faraday Lectures, which started in 1924 as a memorial to Michael Faraday, continue their ever-more spectacular progress. This year's lecture, entitled "The Diagnostic Electron," was concerned with medical diagnostic instruments from wooden stethoscopes to computer tomography. Since the lecture was prepared and staged (Faraday lectures are staged, not read: this one gave the IEE lecture theatre an ambience the Magic Circle would have been proud of) by EMI, the latter equipment was modestly mentioned. Computer tomography (c.t.) is the technique embodied in the EMI brain and body scanners, in which X-rays are passed through the body in many different directions, though all in one place, the differing attenuations being sorted out by computer and assembled to give a picture of the 'slice' through the brain or body. The technique was first announced in 1972 and, since Godfrey Hounsfield, the originator, was a research engineer at EMI, the company was several years ahead of any possible competition.

Not for long, though. The largest market for heavyweight medical equipment is the USA, in which country hospitals have to compete for patients by offering them the latest, shiniest and

demonstrably most expensive equipment. Since c.t. is adequately covered by all three adjectives, at half-a-million apiece for a whole-body scanner, it became *de rigueur* for any hospital with a hope of keeping an acceptable image to acquire a scanner. The world's electronics industry, ever on the lookout for a money-spinner, declared civil war for the honour of serving mankind.

The one saving grace about war is that it is a tremendous spur to development, and that characteristic is also true of commercial hostilities. For example, the prototype brain scanner took 4½ minutes to produce a picture: this was the first line of attack and the time has now been reduced to a few seconds. EMI have lost a good deal of the development lead they started with, as was inevitable, but they are still a force to be reckoned with and are currently working on a newer technique of scanning, using the phenomenon of nuclear magnetic resonance instead of X-rays. The newer method is said to be safer than using X-rays, since the stimulating radiation is at radio frequency. N.m.r. also offers the possibility of chemically analysing the substance under examination, rather than simply indicating where it is.

The company has achieved some

success already and has a lead once again, but it is known that companies in the US and UK (GEC say they have had a "substantial team" working on the problem for two years) are involved in n.m.r. research and it seems unlikely that anyone will benefit commercially to the extent that EMI did with the X-ray scanners.

N.m.r. is the effect obtained when a steady magnetic field and an r.f. field interact at nuclear level. The nuclei behave as spinning bar magnets, which are caused to precess about the steady field axis when the r.f. field is at the correct frequency. In this condition, energy is absorbed from the r.f. generator, the amount of absorption depending on material density. Variations of the magnetic field produce resonance in different types of material.

Cash in on the arms race

"Continually changing strategic considerations create the need for on-going research in virtually every aspect of scientific endeavour, which means that your specialist experience - in whatever field - will almost certainly prove of value in an environment that can offer an unequalled range of challenging R & D opportunities."

Ministry of Defence advertisement

WAVELENGTH CHANGES ON LF AND MF

There has been surprisingly little reaction from your readers to the BBC a.m. sound radio changes which, although publicised as wavelength changes, have turned out in fact and more importantly to have been large power and transmitter location (or allocation) changes. In this area for example Radio 3, previously received as a strong interference-free signal from Daventry (150kW, 464m) is now radiated from Brookmans Park at the reduced power of 50kW. In consequence this programme suffers interference, fading and distortion after dark. Judged from a car radio the Daventry transmitter gave a reliable service extending from the south coast to north Yorkshire and it is surprising therefore that this transmitter should have been closed down instead of merely being switched from 464 to 247 metres.

One feels compelled to ask what sort of a new wavelength plan was agreed by our bureaucrats which permitted an important UK wavelength such as that of Radio 3 to be shared with a foreign station?

In contrast with what has happened to Radio 3 in this area we now have two powerful transmissions of both Radio 1 and Radio 2 (i.e. four 140/150kW transmitters on 275, 285, 330, and 433m) located at Brookmans Park and Droitwich. Thus in the unlikely event of interference being experienced on one wavelength an alternative is available in each case.

As I am unable to see the need for two pop channels and require neither, I feel strongly that there is gross imbalance between the service provided for Radio 3 on the one hand and Radios 1 and 2 on the other. In fact it would appear that Radio 3 has been downgraded to the level of local radio because Radio London (206m) is transmitted from Brookmans Park at the same power as Radio 3 (50kW). If the latter power is considered necessary to provide local coverage for Radio London then surely much higher power is needed to serve the larger Radio 3 area.

No doubt the BBC reply to all this would be to say "switch to v.h.f.," but why should I have to go to the expense of replacing my existing a.m. car radio by a more costly v.h.f. type just to receive one station? Furthermore having gone to the trouble and expense of constructing an excellent *Wireless World* design of v.h.f. receiver and stereo decoder it is exasperating to find that many music programmes are not radiated on v.h.f. Instead these frequencies are reserved for Open University or other educational programmes where neither wide frequency range nor stereo are required.

In conclusion, and recognising that radiated power may not be the only criterion, it is clear that nationwide (and neglecting transmitters below 10kW) the changes have produced an increase in the aggregate power of Radio 1 transmissions by a factor of three (260 up to 740kW) and of Radio 2 by nearly 50% (400 up to 580kW), so that no less than 1320kW are devoted to pop. In many areas the m.w. band must now closely parallel that in North America where one may tune from one end of the band to the other finding nothing but inconsequential talk, advertisements and pop.

J. H. Crook
Aylesbury
Bucks



When the BBC announced its wavelength changes a year or so ago, I think it was pretty obvious that it had decided to allocate its transmitters and frequencies on a basis of audience size rather than the quality or importance of the service, presumably with an eye to obtaining the largest possible audiences in competition with the commercial services in order to justify its annual claim for an increased licence fee. If this ploy had resulted in the maintenance of Radios 3 and 4 at their existing coverage, it might have been justified, but all that actually seems to have happened is that they have both disappeared from the medium waves to all intents and purposes.

The Radio 3 transference to 1215kHz has been a complete disaster in this area. Whereas we previously had an excellent fade-free service at all times, we now have a daytime signal ruined by continuous phase distortion caused by the large number of transmitters on the channel, while at night it is simply a non-stop babble of foreign interference. We were told by the BBC that 647kHz was going to be unusable because of Continental interference (from Albania, in daylight?) so the very logical step was taken of handing the channel over to the European Service, so they could have the fun of fighting the interference on its home ground.

The move of Radio 4 to the long wave channel was a move I thought was sensible, and so it has proved to be as far as car radio reception is concerned, but it was certainly a mistake as far as the users of small portables around the house are concerned. Long waves seem much more liable to all sorts of interference, apart from most small portables being apparently less sensitive on this waveband than on medium waves. An advantage I thought might exist, the ability to listen to Radio 4 while on the Continent, has been partly nullified by the Russians apparently opening up a new transmitter on the same frequency. Incidentally, just why is Droitwich transmission so weak compared to other long-wave stations? Last year, I noticed while in Northern Scotland that although this station was rather difficult to listen to, I had no problems hearing the French stations on 164 and 181kHz loud and clear.

Might I dare to suggest to the BBC engineers that they consider the following points? 1. Multiple transmissions on a single channel are a mistake. Unless all transmitters are phase-locked, all it does is guarantee grinding phase distortion in many areas where

otherwise the field strength would be perfectly adequate. In the case of R3, why not use the now disused Daventry mast to radiate 1215kHz at high power (500kW?) and switch off all the other transmitters except maybe some in Scotland? This wouldn't help the night-time problem, but we could at least listen at other times.

2. Step up the radiated power on 200kHz. The Droitwich transmitter and aerial are rather old and small by modern standards — is it not time the BBC built a new single-purpose station with a really big and efficient aerial?

3. What about duplicating the R4 service on a single short-wave channel, as the Germans do? The World Service can surely spare one channel in the 49 metre band. Having the 49 metre band on my car radio, I often listen to the World Service on 5975kHz while driving around the UK and Continent, and find reception most reliable even although it is not intended to cover the area.

W. Blanchard
Dorking
Surrey

The BBC replies:

Dr Crook and Mr Blanchard have provided some interesting and thoughtful comments on the frequency changes we made last November, which reflect in many ways the correspondence which we have had from listeners generally.

We have to face the fact that conditions on the long and medium wavebands have been deteriorating for many years, due to the increasing number of transmitters in the European area and elsewhere, and to the use of higher and higher powers. In reviewing the results of the Geneva Conference, it was clear that the interference levels on many of the UK frequencies would increase, as the new transmitters authorised at Geneva came into service. (The Plan provides for the period 1978 to 1989 and many of the stations listed have not yet been built.)

The BBC has four national radio networks and with the medium and long wavelengths available it is possible to provide good, but not perfect, coverage for three of them, and partial coverage for the other. V.h.f. does not provide a complete alternative, firstly because many listeners do not have or use v.h.f. receivers; secondly because at present we only have enough v.h.f. frequencies for three national networks, one of which is shared by Radio 1 and Radio 2.

In planning the changes the first priority was given to Radio 4, which we wanted to make readily available throughout the United Kingdom. Apart from its large audience, Radio 4 is relied upon by many people for important services such as news, weather forecasts and motoring information. Thus, it was decided to use the one long wave channel for Radio 4.

Secondly, it was decided to improve the coverage of Radio 1, which is our most popular programme. This could only be achieved by using two medium wave channels. These provide almost national coverage in the day time, but something very much less at night time.

Thirdly, we wanted to retain the best possible coverage for Radio 2, our second most popular programme. With Radio 4 on long wave, this could only be done by using two medium wave channels, to provide a coverage roughly similar to that of Radio 1.

This leaves Radio 3, with only one medium wave channel remaining. Radio 3 has an audience which is numerically very much

smaller and it could be argued that this should be a v.h.f. only service, as in many other countries. We know that a high proportion of Radio 3 listeners normally use v.h.f. but we wanted to retain as much medium wave coverage as possible – particularly for those listeners in motor cars and with small portable receivers.

If anyone should complain about the priority accorded to Radio 4, Radio 1 and Radio 2, they should remember that any broadcaster has an obligation to meet the needs of the audience as a whole, and this must take account of both numbers and programme preferences.

Radio 4's move to long wave has made the programme audible over the whole of the United Kingdom. Unfortunately, long wave reception is more susceptible to many kinds of electrical interference, and especially to television receiver line timebases. V.h.f. provides an alternative for many listeners, but unfortunately the v.h.f. channel has to be used for educational programmes for considerable periods each day. Some experiments have recently been made to see if it would be practicable to transmit some of these programmes at night time when the transmitters are not otherwise required.

The power of our main long wave transmitter has been increased over the years from 25 to 150 and latterly to 400kW. Many of the long wave transmitters on the Continent now use powers of up to 2MW; this certainly achieves greater range and penetration in the face of interference, but it is very expensive both in capital and running costs.

It is doubtful if the use of a channel in the 49 metre short-wave band could be justified for a domestic service, and in any case very few listeners in this country use short-wave receivers.

Mr Blanchard comments on our use of 1215kHz, with a number of medium power transmitters in various parts of the country. Like every other channel, this one is shared with a number of Continental transmitters and it is therefore necessary to provide relatively high field strengths at night time if reasonable reception is to be obtained. The existing system at least provides a service in all of the larger conurbations, but inevitably there are gaps in between, in those areas where signals from two or three different transmitters are received at comparable strengths. Frequency stability is of course crucial and Mr Blanchard will be interested to know that the Radio 4 UK long wave transmitters are already phase-locked. If this proves successful, the principle could be extended to other networks.

The alternative of using a single high-power transmitter at some central point like Daventry has been considered; it would certainly provide a good day time service in central England, and a night time service of sorts to the whole country. We doubt if Radio 3 listeners would take kindly to a sky wave service of this sort and in the day time many areas would be left with no service at all.

In the years ahead, we are convinced that the future development of radio must depend largely on v.h.f. and we are already planning a radical overhaul of our v.h.f. networks. There is also a very real hope that additional v.h.f. frequencies will be made available for broadcasting, and this would enable us, gradually to provide a more comprehensive service on v.h.f. so that listeners would be less dependent on medium and long-wave reception.

G. H. Sturge
BBC Engineering Information Department
London W1

UNIONS AND ELECTRONICS

For many years I have looked upon your journal as one which takes a constructive view of the success of electronics. It was disappointing to see two pages of the May issue devoted to the repeated disruptive plugging of a trade unionist ("The role of the specialist in microelectronics").

Professional engineers in the private sector, where I work, are not highly militant. However, the exhortations of unions for engineers to take up cudgels and join the unions are backed up by frequent incompetence of the employers' personnel management. Non-union engineers are neglected by employers who appear to deal only with 'the union'. As the years pass, the sour attitude of the engineers slowly worsens.

I have seen so often that preoccupation with union matters pulls the attention in the opposite direction to work. By joining the staff of a company the engineer signifies his agreement to the terms of employment. If an engineer thinks he is worth better treatment than he is getting, let him prove it by finding an employer who will offer him something better. Until that time, he is under contract to provide a willing service for the rewards which he accepts by agreeing to come to work.

If, on the other hand, he cannot find a better offer, he will not improve society by resorting to artificial salary boosters such as registration, trade union armies and the like.
J. M. Bentley
Old Woodhouse
Leics

OVERSIGHT IN COSMOLOGY

It was refreshing to have Mr Hulme answer my point so painlessly (June letters) and confirm that although the energy is present there is zero field. *Of course* with zero field there can be no detection. *That was* my point. I cannot bring myself to agree with his radius but will retract a little and take Secama's figure of 10^{17} light years. This gives a source/sink ratio of about 10^{53} :1 for about 50 discrete frequencies (hydrogen and helium predominate). Thus we have 2×10^{51} sources for each frequency, which seems good enough odds to escape detection!

Plucking a figure out of the air, let us assume that light which starts at, say, 10^{-6} Mλ is red shifted to 1Mλ, then the energy density at the surface of the earth will be of the order 10^{64} W/cm² (quite wrongly, I used the earth-sun distance in the preliminary calculations). This radiation will pass the atmosphere and almost everything else because there can be no excitation and therefore no energy exchange. Why should the light be red shifted? Light is a transverse wave propagated from what is essentially a point source. This being so it is *forbidden*, by geometry, from having parallel boundaries.

If the propagation characteristic of space is constant, and surely it must be, then light *must* be red shifted linearly with distance regardless of Doppler.

This leaves a bit of a problem though, doesn't it? I mean, what shall we do with all that radiation pressure which *doesn't* cancel? Pretend it away as Einstein did with gravity? Or shall we call it gravity? Well, I know that if

I call it gravity I can quantify it into the strong force so I *shall* call it gravity.

You know, I really do believe that I have comprehensively falsified Albert Einstein's general relativity!

By the way, the pressure was the *second* oversight!

Alex Jones
Alderney

MILITARY ELECTRONICS

The January editorial on the prostitution of electronics for military purposes is, in my opinion, probably the most important item which *Wireless World* has published in its sixty-odd years of existence, but the reaction of readers, judged by the letters published, has been disappointing.

Professor Bell's attempt in the March issue to equate swords with ploughshares is not convincing. The evil that is done by one far exceeds the good which is done by the other. It is no more necessary to make swords in order to produce ploughshares than to do vice-versa, and the fewer swords that we make the more ploughshares we will have.

In the same issue I attempted to put the blame onto the militarists of *both* sides, but Mr Richardson, in the April issue, distorts the picture by concentrating attention entirely onto the Eastern bloc. I do not deny his criticisms, and will even add to his list by mentioning the massacres at Katyn and of the Russians who were returned under the Yalta agreement, but the actions of the Soviets need to be balanced against the annexations of large areas of Mexico by the USA, their treatment of Indians and blacks, their installation and support of corrupt military dictatorships in Taiwan, Iran, Chile, South Korea and most of South America, their appalling actions in Vietnam, which included according to Colby the CIA chief, the execution of over 22,000 opponents of the Diem regime.

Let the circuit be brought back into balance before *Wireless World* returns to its traditional role and does not become, like many electronics journals in the USA (and probably Russia), just a mouthpiece for the armaments industry.

Roy C. Whitehead
Sutton
Surrey

EXCLUSIVE CB SYSTEM FOR BRITAIN?

I read with some alarm the letter from Mr James Bryant to the previous Prime Minister (News, April). So Mr Bryant wants Britain to "lead the world into a new generation of c.b. radio". In fact his main objective appears to be to ensure that in the event of the legalization of c.b. in this country a new non-standard system will be specified which will enable an exclusive "club" of British manufacturers to cash in on this new consumer bonanza, the consumer being at the mercy of any mutual "arrangements" regarding prices etc which can get away with. I wonder what Mr Bryant's interests are in all this? Is he in the employ of one of the un-named companies who have stated their

willingness to manufacture this equipment?* He certainly seems to have some axe to grind against 27MHz!

As for the suggestion of c.b. on 900MHz, I cannot see that being at all practical in built-up areas using cheap hand-held equipment. The "identi-chip" method of determining the origin of a particular transmission sounds fine until one realizes that any electronics "bod" worth the name could easily by-pass or mute its coded output. Assuming that the system was a practical proposition, are we to have yet another computerized monstrosity like the DVLC at Swansea to keep track of all the c.b. sets in Britain?

Britain has always been a country which encourages free international trade. The proposed system seems designed to restrict it.

Finally, are we not supposed to fall in line with the edicts of the EEC in matters relating to the harmonization of technical standards? All other c.b. in Europe is on 27MHz.

A. Blakemore
Ripley
Derbyshire

* Mr Bryant is employed by Plessey and makes no attempt to conceal this fact.—Ed.

DISPLACEMENT CURRENT

The two articles on displacement current which have recently appeared in your magazine (December 1978, March 1979), contain the sensible suggestion that one should regard currents and charge distributions as the consequences of electromagnetic waves rather than as the sources of these waves. Apart from this, the articles are wrong in almost every detail and it is vital that this should be clearly demonstrated before undue damage is done.

The basic demolition process is simple. In Maxwell's equations for a dielectric medium we have,

$$\text{div } \mathbf{D} = 0, \quad \text{div } \mathbf{B} = 0,$$

$$\text{curl } \mathbf{H} = \frac{\partial \mathbf{D}}{\partial t}, \quad \text{curl } \mathbf{E} = -\frac{\partial \mathbf{B}}{\partial t}.$$

Writing $\mathbf{D} = \epsilon \mathbf{E}$ and $\mathbf{B} = \mu \mathbf{H}$ for a linear, homogeneous, isotropic medium, these equations give the wave equation for \mathbf{E} (or \mathbf{H}),

$$\nabla^2 \mathbf{E} = \mu \epsilon \frac{\partial^2 \mathbf{E}}{\partial t^2}$$

which means that electromagnetic waves travelling with a speed of $1/\sqrt{\mu\epsilon}$ can exist in the dielectric. The wave equation occurs due to the presence of the term $\partial \mathbf{D}/\partial t$, which Maxwell introduced and called "displacement current". Without this term the wave equation would not appear and electromagnetic waves would not exist. There is a fair amount of evidence that electromagnetic waves do exist, and I doubt if Catt, Davidson, and Walton would deny this. I would like to believe that they are only objecting to the name "displacement current", but if that were the case there would hardly be any point in making such a vicious attack, and after re-reading these remarkable essays a number of times I have a feeling that C, D, and W really believe that electromagnetic

waves can exist without $\partial \mathbf{D}/\partial t$ occurring in the equations. A consultation with any competent mathematician should convince them that this is not so.

The above argument may not be very convincing to the non-mathematical reader and perhaps C, D, and W won't like it very much, because one gets the strong impression that these gentlemen have probably used Maxwell's equations in only the most trivial of problems. It is therefore necessary to criticise the articles in some detail. Take, for example, the simple reflection treatment given in the appendix to the first article. This applies to a uniform transmission line but not, as stated in the appendix, to a non-uniform line. For a uniform line the wave equation is

$$\frac{\partial^2 v}{\partial x^2} = LC \frac{\partial^2 v}{\partial t^2} = \mu \epsilon \frac{\partial^2 v}{\partial t^2}$$

where L and C are the inductance and capacitance per unit length. The error probably arises due to the following plausible but erroneous argument: "In the circular capacitor L and C vary with r ,

$$L = \mu \frac{d}{2\pi r}, \quad C = \epsilon \frac{2\pi r}{d}$$

Hence the product LC is still constant and equal to $\mu\epsilon$. So the wave equation for the circular capacitor will be

$$\frac{\partial^2 v}{\partial r^2} = \mu \epsilon \frac{\partial^2 v}{\partial t^2}$$

If the wave equation is properly derived from the basic equations it will be found to be

$$\frac{\partial^2 v}{\partial r^2} + \frac{1}{r} \frac{\partial v}{\partial r} = \mu \epsilon \frac{\partial^2 v}{\partial t^2}$$

The reason why the reflection process described for the uniform line does not apply in this case is that there is a continuous reflection from the wave front due to the continuous variation of Z_0 . Another serious error is that the authors regard the "radius of the input wires" to be the "input end" of the circular transmission line. If they had taken the trouble to consider the Poynting vector field, they would have discovered that the energy enters the capacitor dielectric at the outside radius, and that this outside radius is the input to the capacitor. When they take a sector of this capacitor (Fig. 1(c) of the first article) they do have a line supplied at the inner radius. Hence it is incorrect to regard the complete capacitor as a large number of such sectors ("pie-shaped"!) in parallel.

In the second article, and also in their reply to Mr P. I. Day's sensible letter, the authors ask "where, then, is the displacement current in the transmission line?". The answer, of course, is that in general it flows in all parts of the dielectric, but by choosing a "step" wave (a physical impossibility) they have pushed all of the displacement current into an infinitely thin sheet in the wavefront and have lost sight of it. But we haven't. A step is a very useful concept as the limiting case of, say, an exponential rise, but if the limiting process is improperly understood and causes one to lose things, it is advisable not to use it. And do I detect a rather nervous reaction to Mr Day's use of the frequency domain? Did they for one awful moment think that they saw the ghost of Maxwell's displacement

current? They need not worry, it is not dead yet and they are certainly not capable of killing it.

These three gentlemen see fit to criticise Maxwell for lack of insight, and assert that Maxwell did not realise that displacement current was not uniformly distributed within a capacitor. In other words, that he was not capable of getting the correct solution to his own equations! And finally they praise Heaviside for "missing it only by a whisker". In fact Heaviside was never in any such danger, but I am afraid that Catt, Davidson, and Walton have dropped right in it!

May I suggest that your readers will be well advised to approach the "further reading" with great caution.

B. Lago
Doxey
Stafford

The authors reply:

Dr Lago's letter raises some interesting points which probably deserve fuller treatment than we are able to give here. We are interested that he should feel that "undue damage" can be done to Maxwell's theory through this series of articles. It would seem that he sees himself in the role of priest defending the faithful from the dangers of heretical doctrine. If this is indeed necessary then it says little for the understanding of electromagnetic theory by the faithful. Surely engineers and scientists are competent to draw their own conclusions from a public debate without such protection.

Dr Lago states "Without this term (displacement current) the wave equation would not appear and electromagnetic waves would not exist". Would that life were so simple! In fact this statement is a non-sequitur. All that he is able to state from his position is something like, "In Maxwell's theory displacement current is essential to the existence of a wave equation and hence of electromagnetic waves; therefore, if displacement current is removed, electromagnetic waves as understood by Maxwell would not exist". To illustrate, before Lavoisier it was thought that the process of combustion involved, or rather depended upon, the removal of a substance, 'phlogiston', from the burning material. Someone who believed the phlogiston theory would no doubt have asserted that "without phlogiston it is impossible for things to burn". But he would have been quite wrong because the argument is premised on a faulty theory. In the same way we regard the Maxwellian framework as faulty. We have no doubt that electromagnetic radiation exists and there is nothing in our articles to suggest otherwise. What we chiefly object to is the spurious causality and physical meaning given to the term $\epsilon(\partial \mathbf{E}/\partial t)$ which is a barrier to the deeper understanding of electromagnetic processes.

We would like to assure Dr Lago that our experience in electromagnetic theory goes beyond "the most trivial problems" and one of us (DSW) lectured on electromagnetic theory in Trinity College Dublin.

Dr Lago is quite wrong to impute to the facile misunderstanding of the pie-shaped transmission line. IC published a paper¹ in which the theory of the pie-shaped line is discussed with reference to power plane decoupling on multi-layer printed circuit boards. In this paper it is made quite clear that there is continuous reflection caused by the changing impedance seen by the step as it travels outwards to greater radii. We did in

fact reference this paper at the end of the December 1978 article. In this latter article we do not claim to be treating the case of a circular capacitor in the mathematical appendix. We in fact refer to Fig. 2 which represents a uniform end-fed transmission line. This case is treated since it demonstrates the key features without requiring unnecessarily complex mathematics.

Incidentally, Dr Lago says that a zero risetime step is a "physical impossibility". This interesting statement merits further analysis. One would like to know whether he is attacking the concept or its practical realisation, i.e. is he against the Platonic ideal of a step or is he saying, as might Aristotle, that such a concept is not useful because it is not practically realisable? If the former then we assume he is also opposed to the sine wave concept since infinite time is required for its perfect realisation; if the latter then what physical principle determines the shortest risetime obtainable in practice? In the latter case the principle must precede the concept, i.e. there must be no circularity.

Finally, Dr Lago agrees with us (and Heaviside) when he states that "one should regard currents and charge distributions as the consequences of electromagnetic waves rather than as the sources of these waves." In that case is $\epsilon(\partial E/\partial t)$ a current and therefore an effect or a field and therefore a cause, or is it both!

I. Catt, M. F. Davidson, D. S. Walton

Reference

1. "Crosstalk (noise) in digital computers", I. Catt, *IEEE Trans. EC-16*, Dec. 1967, pp. 743-763.

CITIZENS' BAND IN THE USA

Recently, while returning from London, I picked up a copy of your magazine at the Heathrow Airport news stand. It appears from the issue I have that certain people in Great Britain are contemplating something akin to the citizens' band, which here in the States is presently the Federal Communications Commission's principal headache. Although, as a licensed amateur, I disliked losing the eleven metre band, which was one of my favourites, I originally thought the idea of a citizens' service wasn't all that bad. Now, in retrospect, permit me a few comments and observations.

1. Enforcement of existing regulations is an impossibility. The FCC could double its existing field staff and still be unable to police the eleven metre band.
2. In a total of six hours of monitoring the c.b. channels here in Grand Rapids, fewer than 10% of the contacts monitored were legal by existing rules.
3. Out-of-band operation is commonplace, with stations heard throughout the spectrum from 26.6 MHz to 27.998 MHz.
4. Although the FCC has banned commercial production of amplifiers capable of operating in the 27-29 MHz portion of the spectrum, linear amplifiers for 27 MHz are readily available and widely used in c.b. circles.
5. Amateur transceivers are converted to c.b. use, giving v.f.o. control and power levels greatly in excess of the legal maximum.
6. Illegal linear amplifiers are often adjusted improperly, resulting in interference with other services.

7. Profanity, vulgarity, and deliberate interference with other stations is common.

The above is only a partial listing of the contents of the Pandora's Box that is c.b. radio. There are, of course, many operators that do their best to operate legally, but they have little chance when competing with the impossibly large number of "dip-sticks" that inhabit the 27 MHz jungle.

The solution . . . ? If Great Britain cannot possibly survive without a citizens' service, put the miserable thing up high enough in frequency that the technology is beyond the ken of the week-end experimenter and charge a good stiff licensing fee. About fifty pounds per year sounds about right to me!

(Name and address supplied)

Michigan
USA.

INTERFERENCE FROM 555 TIMERS

The 555 and 556 timer integrated circuits are very popular and useful devices. But they are notorious for their tendency to interfere with neighbouring circuits. Interference is through transients on the power supply line. These transients are longer and heavier than those caused by t.t.l., because the 555 has a high-current totem pole output, which is switched comparatively slowly by the timing circuit.

In designing our CCTV Target Locators we found that interference from 555s was not effectively suppressed by decoupling capacitors fitted near the 555s. But we obtained a cheap, effective solution, by fitting two ferrite suppressor beads onto the +5V supply at each 555. Suitable beads are RS Components Type 238-283.

Richard Baker

Hampton Video Systems Ltd

Wickham

Middx

MICROPROCESSORS FOR CALCULATION

I am delighted to see your series of articles on "A scientific computer", using a microprocessor in conjunction with a 'number-cruncher'.

Having recently started working with microprocessors, I do not think the common items available are at all suited to calculations of any magnitude or complexity and consequently they may well be of far less value than the pundits would like us to think. I still feel that there is far too much rather desperate selling of what is available rather than a real attempt to find out what the market wants.

(Name and address supplied)

Procurement Executive,
Ministry of Defence

WIDEBAND NOISE REDUCER

I should like to compliment D. L. Harrison on his compander design described in your November 1978 issue. Used in conjunction with a Revox A77, it enables me to enjoy

recordings made at 3 1/2 in/s as much as if not more than those made previously at 7 1/2 in/s. The virtual elimination of tape noise is by no means the only improvement. Contributing equally to the comfort of listening is the fact that I no longer need to record at a high level in order to ensure an acceptable ratio of signal to noise, and peaks in the programme can remain undistorted.

Constructors of the compander, like myself, without access to distortion-measuring equipment should nevertheless include the optional trimming components shown dotted in the circuit diagram. A setting can be made by ear which is audibly better than leaving pins 8 and 9 of the compander i.c. disconnected. The adjustment is made easier if a reasonably pure tone from an oscillator can be played through the compander when it is switched to the expand mode.

F. W. Baldock

Salisbury

Zimbabwe-Rhodesia

CARFAX CONFUSION

Horsham is a quiet Sussex country town, normally at peace with the world. Although not well bestowed with dreamy spires it has, as your picture shows (see p.53, May 1979) a Carfax.

It would be interesting to know the name of the spy who provided you with that photograph and what was said in the accompanying message. I also wonder who at *Wireless World* has assumed that the home of lost causes had suddenly become up to date. Ve aff vays of bending beams but if Oxford is to be the real target I hope that Horsham is not the actual victim.

M. J. L. Fadil, G4CC/G4CGY

London N6.

Full marks to sharp-eyed reader Fadil! Ve aff vays of confusing the reader, for which we apologize. However, just to keep the record straight, Oxford does have a Carfax, a cross-roads in the middle of the town. And the origin of this old name, thought to be the Latin *quadrifurcus* or the French *quatre voies*, seems quite appropriate to a traffic information system, by indicating the basic four directions in which a vehicle may travel. - Ed.

"SPURIAE" (April letters)

I wonder why
We specify
Spurious
As spuriae?
For instance:
It's curious
(Or curiae?),
That furious
Aint furiae,
Luxurious
Luxuriae.
And so on.
This verse
Has no moralae,
I only ask that
We all try
Hard in future
Not to use
Spurious words
Like spuriae.

J. E. Diggins
South Ascot
Berks

Is it 'goodbye' to the Dynamometer?

The new Feedback Electronic Wattmeter EW 604 could be your ideal replacement for the conventional dynamometer.

It's inexpensive yet amazingly versatile, reliable and efficient. A self-contained unit which needs no other accessories, the Feedback EW 604 is really robust – both physically and electronically.

It performs over a remarkably wide range of power (250mW to 10kW full scale), current (50mA to 10A) voltage (5V to 1000 V) and frequency (d.c. to 20 kHz).

The instrument is fully protected against misuse or incorrect terminal connection. It's the ideal answer to most power measurement problems in power systems, audio systems, heating plant, vibration testing, pumps, machine-tools, compressors, generators, aircraft systems, transformers, domestic equipment and education.

It's an instrument whose wide ranging performance should bring an equally wide grin to the face of even the testiest tester! Particularly when he learns it's covered by a **two-year** guarantee. For fully detailed literature on the Feedback EW 604, simply complete and post the coupon today. Or contact our distributors

electroplan P.O. Box 19, Orchard Road, Royston, Herts. SG8 5HH.

Please send further information on the EW 604 and the other 5 instruments in the range.

Name _____

Position _____

Company _____


Address _____

Telephone _____

Feedback Instruments Limited



Park Road, Crowborough, Sussex TN6 2QR.
Telephone: Crowborough (08926) 3322.
Cables: Feedback Crowbr. Telex: 95255.



The Feedback Wattmeter will make even the testiest tester smile!

...here is the new dynamic range

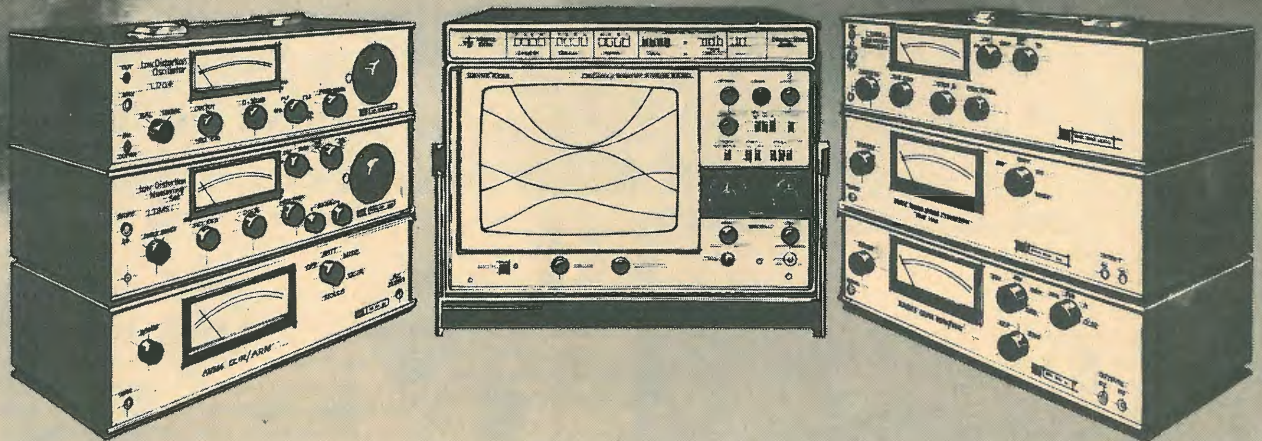
Two leading names in electronics – Wayne Kerr and Radford – have merged their expertise to provide a comprehensive new range of Audio Test Instruments.

The Wayne Kerr Radford range includes distortion measuring sets, frequency response analysers, digital display stores, low distortion oscillators, audio noise meters and high sensitivity voltmeters.

This is good news for all professional audio users. . . . for recording studios, radio & TV broadcast stations, laboratories, service workshops, film sound & audio-visual engineers, musicians & producers and audio equipment manufacturers.

Wherever rapid, accurate and high-sensitivity audio measurements are vital this new combination is without equal.

Contact Phil Collins on (02433) 25811 today for details, or see us at Testmex.



Wayne Kerr Radford

The dynamic range

Wilmot Breeden Electronics Limited · Durban Road Bognor Regis West Sussex · PO22 9RL · England · Phone Bognor (02433) 25811 · Telex 861620

A scientific computer — 4

More programming in high and low level languages

by J. H. Adams, M.Sc.

THE MORTGAGE PROGRAM in Table 8 computes, from a given principal, annual interest rate and period for which a loan is to run (represented by P, I and T in the program), the monthly repayment and repayment schedule for a standard mortgage. The format closely follows that of standard BASIC. In line 6, an interest factor

$$K = 1 + \frac{I}{1200}$$

is calculated, whilst the expression evaluated in line 7 is

$$B = \frac{K^T}{K^T - 1} \times \frac{IP}{1200}$$

using the stack operation ENT to push K^T into the Y and Z registers of the stack as shown in Table 9. A special

Table 9 Stack operations for the mortgage program.

COMMAND	X	Y	Z	T
YX	K^T	-	-	-
ENT	K^T	K^T	-	-
ENT	K^T	K^T	K^T	-
1	1	K^T	K^T	-
-	$K^T - 1$	K^T	-	0
/	$\frac{K^T}{K^T - 1}$	-	0	0

print format is used in lines 13 and 19 to round the displayed values of B and P to the nearest penny.

Table 10 shows two separate programs cascaded into the programming area. The first is run by the command RUN 4 and is a game which simulates the landing of a rocket on Earth. Lines 4 to 8 set a fuel level of 120 (F), a velocity of -50m/s (V) and an initial height of 250m(H). After presenting this information, the computer waits for the player to type in a one second burn of fuel, B, which is checked against the present amount of fuel (line 14) and then used to reduce the velocity by B-5, provided that there is enough fuel available.

The aim, of course, is to simultaneously reduce the velocity and height to zero, without running out of fuel. The

Table 8 Print out of a mortgage program based on the high level language.

```

003 PRINT "                               ***MORTGAGE PROGRAM***"
004 PRINT "      INPUT PRINCIPAL, INTEREST RATE & TERM"
005 INPUT P I T
006 LET K=1 100 / 1 +
007 LET B=K T YX ENT ENT 1 - / 1 * 1200 / P *
013 PRINT "      MONTHLY REPAYMENT = "B2
014 LET B=P 12 *
015 PRINT "      ***REPAYMENT SCHEDULE***"
016 FOR X=1 STEP 1 UNTIL T
018 LET P=P K * B -
019 PRINT "AFTER "X0, " YEARS YOU OWE "P2, " POUNDS"
021 NEXT X
024 END

```

CODED

Table 10 Cascaded programs for a rocket landing game and the solutions of F(x)=0.

```

004 LET C=0
005 LET F=120
006 LET V=-50
007 LET H=250
008 PRINT "HEIGHT="H2, "M VELOCITY="V2, "M/S FUEL LEFT="F0, "UNITS"
009 LET C=C 1 +
010 INPUT B
011 IF B>F THEN 14
012 ERASE
013 LET C=0
014 IF B>F THEN 25
015 LET F=F B -
016 LET B=B 5 -
017 LET J=H
018 LET H=H V + B 2 / +
019 IF H<0 THEN 30
020 LET V=V B +
021 IF H=0 THEN 37
024 GOTO 8
025 PRINT "OUT OF FUEL PREPARE TO CRASH."
026 END
030 LET V=V SQ J 10 * + RT
031 PRINT "YOU HAVE CRASHED AT "V2, "M/S."
032 END
035 PRINT "WELL DONE, YOU HAVE LANDED."
036 END
037 IF V=0 THEN 35
038 PRINT "YOU HAVE LANDED TOO FAST. HAVE A NICE STAY "
039 END
098 PRINT " THIS PROGRAM USES NEWTONS METHOD FOR SOLVING "
099 PRINT "THE FORMULA F = FCX). ENTER AN INITIAL GUESS FOR X NOW. . ."
100 INPUT Q
101 ERASE
102 LET X=Q
105 GOSUB 200
110 LET G=F
115 LET X=X 1.00001 *
120 GOSUB 200
125 LET T=G SQ RT
127 TOP
130 IF T<0.000001 THEN 190
135 LET Q=1 F G / 1 - REC 0.00001 * - Q *
137 PRINT Q8
140 GOTO 102
190 PRINT "THE SOLUTION IS X="Q6
195 END
200 LET F=X LN X 3 * + 10.8074 -
205 RETURN

```

100F

exercise is based upon standard Newtonian equations of motion; $s = u + \frac{1}{2}at$ and $v = u + at$. Crash velocities are worked out (line 30), using $v^2 = u^2 + 2as$. In the program execution, C acts as a go counter, clearing the screen every 15 burns. This might seem unnecessary, as it takes some unusual playing to avoid a crash and not win in that number of attempts. There is a simple technique for predicting solutions to this game, but I will leave the reader to deduce this.

One of the most economical solutions uses burns of 0, 0, 0, 25 and 50. For a more daunting version, the 2 in line 18 can be made an inputted variable (which will affect the acceleration due to gravity) or, even more difficult, a function of the value of H.

The second program uses Newton's method to solve the equation $F(x) = 0$. The equation in this case, $\ln(X) + 3X - 10.8074 = 0$, is written at line 200 and, as it is required twice in the

program, it is called as a subroutine at lines 105 and 120. Given an initial guess Q, at line 100, the computer calculates the next guess at Q by

$$Q - \frac{F(Q)}{F'(Q)}$$

calculated by the approximation

$$Q1 - \frac{0.00001F(Q)}{F(1.00001Q) - F(Q)}$$

Line 125 assigns the absolute value of G to T, G being the difference between two successive values for Q and, if T is below the criterion of accuracy set in line 130, the program branches to line 190 and prints out a final rounded solution for X.

Note that if these two programs, or any material with more than 31 lines, are loaded, a LIST or DEL command will list the first 31 and then display LIST INCOMPLETE, preceded by the next valid line number on the top line of the screen. To display the rest of the program, or the next 31 lines, press the space bar.

Scientific numbers

The computer switches to a scientific display on numbers greater than 99,999,999 or less than 0.0001. Numbers appearing in programs or being entered in response to an INPUT line, may be entered scientifically or in floating point, provided that they are within the computers range. When entering scientifically expressed numbers, a space is not required at the end of the figures because the E entered in the figures tells the computer that only two more digits are to be entered. The standard form of one figure in front of the decimal point will always occur in displayed results, but need not be adhered to when entering because the computer recognises 1.00E02, 100E00, 0.01E04, .001E05 or 1000000E-04 as all being 100. This is demonstrated in the next program. Fig. 19 shows a recommended circuit for the Motorola MC1303 used as a RIAA equalised phono pre-amplifier. Tables 11 and 12 show the program for, and a run of, an analysis of the circuit. Values are entered in the most convenient units, resistors in kilohms, D and E in picofarads, and F in microfarads, and then scaled to their basic units in lines 8 to 23. The equations for working out the gain at various frequencies are;

$$G = 1 + (WDA)^2$$

$$H = 1 + (WEB)^2$$

$$I = \frac{A^2 D}{G} + \frac{B^2 E}{H}$$

$$J = \frac{A}{G} + \frac{B}{H}$$

$$K = WCF$$

$$L = \frac{((J - WKI)^2 + (JK + WI)^2)^{1/2}}{C(K + 1/K)}$$

The last equation is a good argument for Reverse Polish. Note that in; line 26 π can be called as PI.

Table 11 Program for analysing the pre-amplifier in Fig. 19.

```
005 INPUT A D B E C F
006 PRINT "FREQ          GAIN (DB)"
008 LET A=A 1000 *
011 LET B=B 1000 *
014 LET C=C 1000 *
017 LET D=D 1E12 /
020 LET E=E 1E12 /
023 LET F=F 1E06 /
026 LET W=PI 2 *
028 LET G=W D A * * SQ 1 +
030 LET H=W E B * * SQ 1 +
032 LET I=A SQ D * G / B SQ E * H / +
034 LET J=A G / B H / +
036 LET K=W C F * *
038 LET L=J W K I * * - SQ W I * K J * + SQ + RT C / K K REC + /
040 LET L=L 60 / LOG 29 *
044 LET M=W 2 / PI /
047 IF M > 20000 THEN 200
048 PRINT M 1 LO
052 LET W=W 10 RT RT
053 GO 28
200 END
```

OE15 ,

Table 12 Computer run of results for the pre-amplifier.

FREQ	GAIN (DB)
1.0	6.
1.8	11.
3.2	15.
5.6	19.
10.	21.
17.8	21.
31.6	19.
56.2	16.
100.	12.
177.8	8.
316.2	4.
562.3	2.
1000.	0.
1778.3	-2.
3162.3	-5.
5623.4	-9.
10000.	-13.
17782.8	-18.

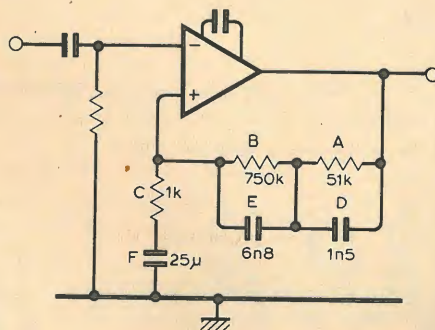


Fig. 19. Typical RIAA equalised pre-amplifier based on the MC1303. The results of a computer run on this circuit are shown in Table 12.

Table 13 Program for computing the intercept and gradient of the best fitting straight line.

```
001 LET A=0
002 LET B=0
003 LET C=0
004 LET D=0
005 LET N=0
006 LET E=0
007 INPUT X Y
008 LET N=N 1 +
009 LET A=A X +
011 LET B=B Y +
013 LET C=C X Y * +
015 LET D=D X SQ +
016 LET E=E Y SQ +
018 LET M=C A B * N / - D A SQ N / - /
019 LET L=B N / M A * N / -
021 PRINT 'AFTER'NO, 'PAIRS, M='M7 'C='L7
023 LET R=C A B * N / - SQ D A SQ N / - / E B SQ N / - /
024 LET R=R 100 *
025 PRINT 'COEFFICIENT OF DETERMINATION='R2, '% '
027 TOP
029 GO 7
```

ODA7

line 38 full use is made of the 4 level stack for storing intermediate values and results. This line actually consists of more than one v.d.u. line's worth of characters, and it therefore over-runs into the next line.

line 38 & 52 RT is an abbreviation of ROOT. In word recognition, the computer only considers the first and last letters of a word, which allows for considerable laxity in typing.

When establishing the relationship between two sets of data, the first test is usually one of proportionality, i.e. will the data, if plotted, give a straight line? Table 13 lists a program which uses linear regression to compute the intercept and gradient of the best fitting straight line for a series of pairs of co-ordinates (horizontal, then vertical), read in at line 7. Each set of data updates the values of M and C, and also takes part in the calculation of a coefficient-of-determination, which gives a measure of the fit of the line to the co-ordinates. Note the use of the command TOP at line 27, which clears and resets the data entry point to the top of the screen each time.

Low level programming

When low level programming is used, charts of the type shown in Table 14 are very helpful for translating between the mnemonics for the Z80 operations and the actual hexadecimal codes. If the charts are used in conjunction with the technical manual for the MK3880/Z80, program assembly and disassembly is

Table 14 Conversion charts for the Z80 instruction set.

		Second character of Z80 code							
		0	1	2	3	4	5	6	7
First character	0	NOP	LD BC,nn	LD(BC),A	INC BC	INC B	DEC B	LD B,n	RLC A
	1	DJNZ	LD DE,nn	LD(BC),A	INC DE	INC D	DEC D	LD D,n	RL A
	2	JRNZ,e	LD HL,nn	LD(nn),HL	INC HL	INC H	DEC H	LD H,n	DAA
	3	JRNC,e	LD SP,nn	LD(nn),A	INC SP	INC(HL)	DEC(HL)	LD(HL),n	SCF
	4	LD B,B	LD B,C	LD B,D	LD B,E	LD B,H	LD B,L	LD B,(HL)	LD B,A
	5	LD D,B	LD D,C	LD D,D	LD D,E	LD D,H	LD D,L	LD D,(HL)	LD D,A
	6	LD H,B	LD H,C	LD H,D	LD H,E	LD H,H	LD H,L	LD H,(HL)	LD H,A
	7	LD(HL),B	LD(HL),C	LD(HL),D	LD(HL),E	LD(HL),H	LD(HL),L	LD(HL),A	HALT
	8	ADD B	ADDC	ADD D	ADD E	ADD H	ADD L	ADD(HL)	ADD A
	9	SUB B	SUB C	SUB D	SUB E	SUB H	SUB L	SUB(HL)	SUB A
	A	AND B	AND C	AND D	AND E	AND H	AND L	AND(HL)	AND A
	B	OR B	OR C	OR D	OR E	OR H	OR L	OR(HL)	OR A
	C	RET NZ	POP BC	JPNZ,nn	JP,nn	CNZ,nn	PUSH BC	ADD n	RST 0
	D	RET NC	POP DE	JPNC,nn	OUT A,(N)	CNC,nn	PUSH DE	SUB n	RST 16
	E	RET PO	POP HL	JPPO,nn	EX(SP),HL	CPO,nn	PUSH HL	AND n	RST 32
	F	RET P	POP AF	JPP,nn	DI	CP,nn	PUSH AF	OR n	RST 48
		8	9	A	B	C	D	E	F
0	EX AF,AF'	ADD HL,BC	LD A,(BC)	DEC BC	INC C	DEC C	LD C,n	RRC A	
1	JR,e	ADD HL,DE	LD A,(DE)	DEC DE	INC E	DEC E	LD E,n	RR A	
2	JRZ,e	ADD HL,HL	LD HL,(nn)	DEC HL	INC L	DEC L	LD L,n	CPL	
3	JRC,e	ADD HL,SP	LD A,(nn)	DEC SP	INC A	DEC A	LD A,n	CCF	
4	LD C,B	LD C,C	LD C,D	LD C,E	LD C,H	LD C,L	LD C,(HL)	LD C,A	
5	LD E,B	LD E,C	LD E,D	LD E,E	LD E,H	LD E,L	LD E,(HL)	LD E,A	
6	LD L,B	LD L,C	LD L,D	LD L,E	LD L,H	LD L,L	LD L,(HL)	LD L,A	
7	LD A,B	LD A,C	LD A,D	LD A,E	LD A,H	LD A,L	LD A,(HL)	LD A,A	
8	ADC B	ADC C	ADC D	ADC E	ADC H	ADC L	ADC(HL)	ADC A	
9	SBC B	SBC C	SBC D	SBC E	SBC H	SBC L	SBC(HL)	SBC A	
A	XOR B	XOR C	XOR D	XOR E	XOR H	XOR L	XOR(HL)	XOR A	
B	CP B	CP C	CP D	CP E	CP H	CP L	CP(HL)	CP A	
C	RET Z	RET	JPZ,nn		CZ,nn	CALL,nn	ADC n	RST 8	
D	RET C	EXX	JPC,nn	IN A,(n)	CC,nn	@	SBC n	RST 24	
E	RET PE	JP (HL)	JPPE,nn	EX DE,HL	CPE,nn	‡	XOR n	RST 40	
F	RET N	LD SP,HL	JPN,nn	EI	CN,nn	@	CP n	RST 56	

@, DD or FD preceding underlined codes, exchanges the operand IX or IY respectively, for HL. In both cases the displacement, implicit in an indexed operation, follows the code.
 *, ‡, CB and ED precede codes shown below.

Op-codes preceded by CB

Second

First	0	1	2	3	4	5	6	7	8	9	A	B	C	D	E	F
0	RLC B	RLC C	RLC D	RLC E	RLC H	RLC L	RLC(HL)	RLC A	RRC B	RRC C	RRC D	RRC E	RRC H	RRC L	RRC(HL)	RRC A
1	RL B	RL C	RL D	RL E	RL H	RL L	RL(HL)	RL A	RR B	RR C	RR D	RR E	RR H	RR L	RR(HL)	RR A
2	SLA B	SLA C	SLA D	SLA E	SLA H	SLA L	SLA(HL)	SLA A	SRA B	SRA C	SRA D	SRA E	SRA H	SRA L	SRA(HL)	SRA A
3									SRL B	SRL C	SRL D	SRL E	SRL H	SRL L	SRL(HL)	SRL A

Bit tests, 01xx yyyy (binary)
 Reset bit, 10xx yyyy (binary) where xxx is the bit number, yyy the register code
 Set bit, 11xx yyyy (binary)
 B—0 H—4
 C—1 L—5
 D—2 (HL)—6
 E—3 A—7

Op-codes preceded by ED

	0	1	2	3	5	6	7	8	9	A	B	D	E	F
4	IN B,(C)	OUT(C),B	SBC HL BC	LD BC,(nn)	RET N	IM 0	LDI,A	INC,(C)	OUT(C),C	ADC HL BC	LD(nn),BC	RET I		LD R,A
5	IN D,(C)	OUT(C),D	SBC HL DE	LD DE,(nn)		IM 1	LD A,I	IN E,(C)	OUT(C),E	ADC HL DE	LD(nn),DE		IM 2	LD A,R
6	IN H,(C)	OUT(C),H	SBC HL HL				RRD	IN L,(C)	OUT(C),L	ADC HL HL				RLD
7			SBC HL SP	LD SP,(nn)				IN A,(C)	OUT(C),A	ADC HL SP	DL(nn),SP			
A	LDI	CPI	INI	OUTI				LDD	CPD	IND	OUTD			
B	LDIR	CPIR	INIR	OUTIR				LDDR	CPDR	INDR	OUTDR			

To find the mnemonic corresponding to a particular hex op-code, look for the first digit of the byte down the side of the tables and for the second digit across the top.
 To find the op-code corresponding to a particular mnemonic, reverse this process.

quite easy. As an example, Table 15 shows an analysis of the first part of the BURP monitor starting at address 0800. There are many subroutines in the computer's operating system and these are useful when low level programs are being written. Table 16 lists the subroutines with their CALL addresses, mnemonics and a brief description of their functions.

Development and use of machine code programs is generally a matter of

personal requirement and therefore the demonstration programs will probably be of little practical use to constructors. One, however, listed in Table 17, which might be of interest to other teachers, shows the results when quanta of energy are randomly swapped between 2048 atoms (as used in Nuffield A level physics). To generate the pseudo random numbers, a 17-bit shift register with its input being the exclusive OR of the 16th and 17th bits, is set up in the

Z80. There are two versions, RUN 1CCD gives a display of the atomic matrix up-dated every 256 swops and RUN 1C00 does the same, but also totals, in decimal, the number of sites with one quantum, with two quanta etc. Modifying the byte 1C04 from 31 to 32 or 33 alters the initial filling up of the matrix from all ones to all twos or threes respectively.

Tape interface

The tape commands operate in the low level language, therefore, if a high level language program is to be recorded, its final address must be noted from a high level LIST. When recording it is worth spacing the blocks of recorded data because a 2 kilobyte block only requires 45 seconds of tape, and individual blocks are then easier to find. The leader of stop bits recorded automatically at the start of each recording lasts for about four seconds, so, when a recording is to be read into the computer, cue the tape just into this leader, type READ XXX, i.e. the first three characters of the hex address, start the tape and then type the last digit of the address.

In the kit of parts available for this design, one of the panel l.e.d.s monitors the data stream and is turned on by the stop bits to indicate by flickering that data is being read in and, by steady illumination, that the recording has finished.

The TAPE command leaves the recording tone in the stop state so that, after the four second trailer, when the computer returns to the READY state the tone is left in the correct state for the next recording. When this trailer is reached during a READ, the computer must be interrupted by pressing a key.

Although the receiver is fairly flexible about frequencies and gives a 1 or 0, depending upon which side of 2kHz the tone is, the input from the tape recorder should be at least IV r.m.s. For recording, the output variable resistor should be set so that, without overloading the input of the tape recorder, it is possible to over-record by a few dB, quantity rather than quality being the main criterion. There is no fine adjustment of the generated frequencies because of the flexibility of the receiver design. Several different interfaces and tape decks have been tried, but a consistent error rate has been impossible to establish, even with a judiciously placed finger slowing down the tape transport.

To be continued

Table 15 Operation of part of the BURP monitor.

Hex bytes	Mnemonic	Operation performed
31 DF 1F	LD SP,1FDF	Loads the Z80 stack pointer with 1FDF
11 00 80	LD DE,8000	Loads the 16-bit register pair, DE, with 8000, which is the address of the top left-hand corner of the v.d.u.
CD CE 03	CALL 03CE	Calls the subroutine at 03CE (see Table)
20 02 02...1D		Data for the preceding subroutine (displays 'BURP')
E7	RST 32	A special one-byte CALL to a subroutine at 0020, its effect is to print a space
E7	RST 32	As above
D5	PUSH DE	Stores DE in a section of the r/w.m., using the stack pointer as a pointer to, and a reminder of, this storage 'stack'
CD C4 03	CALL 03C4	Calls the subroutine at 03C4 (clears the rest of the v.d.u. top line)
D1	POP DE	Restores the stored value of DE to the DE register pair
3E 04	LD A,04	Loads register A with the byte 04
32 E0 1F	LD (1FE0),A	Loads memory location 1FE0 with the contents of register A
1E 08	LD E,08	Loads register E with 08. Screen address is set eight spaces in on the top line, ready for a command

Table 16

*****SUBROUTINES IN MACHINE CODE*****

0254	LEAD	PROVIDES LEADER FOR TAPE.
0260	TCHAR	RECORDS (A) ON TAPE AT 300 BAUD
027F	PADD	(CHL) + A SPACE TO TTY
028E	AHEX	CONVERTS 4 BIT HEX TO 'ASCII'
029D	ASCII	'ASCII' TO TTY CONVERTER
02A5	PHEX	INSERTS SHIFTS AND SENDS TO TTY
02CC		LOOK-UP TABLE FOR TTY
02EC	PSPA	TYPES A SPACE
02F0	PNEW	CARRIAGE RETURN, LINE FEED + FIG SHIFT
0301	PCHAR	UART FOR TTY
0317	LIST	LIST SUBROUTINE
0336	TIME	TIME DELAY, FOLLOWED BY LOP COUNT
0345	TCLR	CLEAR TOP LINE AND SETS TO 8000
034E	8SPA	ROUNDS SCREEN ADDRESS UP TO XXX0 OR XXX8
0355	INWRD	INPUTS AND ENCODES KEYBOARD (LAST - FIRST)
0372	MSPA	SPACER USED IN LIST AND LOAD
0393	CLR	CLEAR THE SCREEN
039F	DADD	(CHL) + A SPACE TO VDU
03A9	DHEX	DISPLAY A HEX BYTE ON THE VDU C03A9 IF THE BYTE IS IN (CHL), 03AA IF IN (A)
03C4	ELIN	CLEAR OFF REST OF CURRENT VDU LINE
03CE	DLIST	DISPLAY THE FOLLOWING DATA
03DE	LADD	LOADS HL FROM KEYBOARD
03E7	INHEX	READS IN AND FORMS HEX BYTE
03F6	IN	READS KEYBOARD AND CONVERTS TO 4 BIT HEX

Table 17 Demonstration machine code program which shows the results when quanta of energy are randomly swapped between 2048 atoms.

1C00	21 00 0C 36	31 23 7C FE	14 20 F8 D9	21 80 0C 11
1C10	80 80 7E 12	13 23 00 7C	FE 14 20 F6	11 00 80 3E
1C20	30 06 0E C5	F5 21 00 0C	01 00 00 F1	F5 BE 20 01
1C30	03 23 7C FE	14 20 F4 C5	E1 C5 D5 11	30 30 01 E8
1C40	03 CD 82 1C	53 1E 30 01	64 00 CD 82	1C 06 30 7D
1C50	FE 0A 36 05	04 D6 0A 18	F7 E1 72 23	73 23 70 23
1C60	C6 30 77 23	EB C1 CD 4E	03 F1 C1 3C	10 B5 D9 06
1C70	00 CD 97 1C	7E FE 30 28	F8 35 CD 97	1C 34 10 F1
1C80	18 89 A7 E5	ED 42 E1 D8	ED 42 1C 18	F5 10 F1 18
1C90	B3 FF FF FF	FF FF FF CB	A9 7A E6 C0	EA A1 1C CB
1CA0	E9 CB 21 CB	13 CB 12 D5	E1 7C E6 07	C6 0C 67 C9
1CB0	21 00 0C 36	31 23 7C FE	1C 20 F8 06	00 CD 97 1C
1CC0	7E FE 30 28	F8 35 CD 97	1C 34 10 F1	D9 21 00 CB
1CD0	11 00 80 7E	12 13 23 00	7C FE 14 20	F6 D9 18 D8
1CE0	FF FF FF FF	FF FF FF FF	FF FF FF FF	FF FF FF FF

Converting between analogue and digital quantities — 3

Analogue-to-digital converters using the feedback technique

by G. B. Clayton, B.Sc., Liverpool Polytechnic

In this section, the author examines the commonly-used methods of converting analogue information into a digital form, limiting the discussion to those types for which cheap integrated circuits are obtainable.

TWO MAIN CLASSES of analogue-to-digital converter can conveniently be established: the feedback converter and the integrating type.

Feedback converters

The general circuit technique underlying the operation of a feedback converter is illustrated by the block diagram in Fig. 14, in which the system consists of a d.-to-a. converter, a comparator and digital logic circuitry. The logic circuitry increments the digital input number applied to the d.-to-a. converter and the comparator senses when the analogue signal produced by the converter becomes equal in value to the analogue input signal which is to be measured. Conversion is complete when this equality occurs and the digital number which is then present at the d.a.c. input represents the digitally-encoded value of the analogue input signal. The ramp type a.-to-d. converter, the tracking converter and the successive-approximation type are all feedback designs based upon the general schematic of Fig. 14, the three techniques differing in the type of digital logic circuitry which they use.

Ramp-type converter. The ramp, or count-up, converter is probably the simplest in concept, the digital logic circuit consisting essentially of a counter. At the start of a conversion the counter is set to zero: it then counts up clock pulses, while the digital logic levels representing the count are applied to the logic inputs of the d.-to-a. converter. The count is stopped by the comparator when the converter output becomes equal to the externally-applied analogue input signal, at which point the stored count constitutes the digital output of the a.-to-d. converter system.

A ramp-type converter system can be implemented by simply adding a comparator to the d.a.c. counter system described in Fig. 11 of part 2 of the article, a suitable arrangement being shown in Fig. 15. The data inputs of the 4-bit 74191 binary counters are con-

nected to logic 0, whereupon bringing the load inputs on pin 11 to logic 0 sets the counters to zero. When the load input is returned to logic 1 (open), clock pulses are counted and the d.a.c. output is incremented until the voltage $I_0 R_{in}$ becomes equal to the analogue input voltage. The comparator output then goes to state 1 and stops the count. The static counter outputs represent the natural-binary digitally-encoded value of the analogue input signal expressed as a fraction of the full-scale analogue input, where the normalized full-scale analogue input has the value $I_{ref} R_{in}$. $V_{in} = 255/256 I_{ref} R_{in}$, giving a digital output 11111111.

In a ramp-type converter the conversion is completed at the instant at which the d.a.c. analogue output becomes equal to the analogue input signal. The system in Fig. 15 uses a current comparison technique and in this case conversion is completed when $I_0 = V_{in}/R_{in}$. If the analogue input now decreases the digital output in a ramp-type a.d.c. 'holds' until the analogue input increases, when the counter increments up again until equality of analogue input and d.a.c. output is again reached. The digital output in a ramp-type d.a.c. thus represents the maximum value of the analogue input during the time between counter resets.

The conversion time in a ramp-type converter is not fixed, but depends upon the size of the analogue input expressed

as a fraction of the full scale. In the system of Fig. 15

$$\text{conversion time} = (V_{in}/I_{ref}R_{in})2^n T_c \quad \text{Eq. 12}$$

where n is the number of logic bits in the d.a.c., ($n=8$ in Fig. 15) and T_c is the period of the clock pulses. For example, if the clock frequency were 1 MHz, $T_c = 1\mu\text{s}$ and a full scale less one l.s.b. conversion involving all eight bits would take $256.255/256 = 255 \mu\text{s}$.

Tracking converter. This circuit is very similar to a ramp-type converter, but employs an up/down counter instead of an up counter. A few simple changes to the connections between the comparator and counters of the system of Fig. 15 will turn it into a tracking converter. The comparator output is connected to the counter up/down control inputs on pin 5, instead of to the enable inputs.

The comparator in a tracking converter controls the counting mode; if the output of the d.a.c. in the system is less than the analogue input signal, the converter is made to count up until the d.a.c. output becomes equal to the analogue input signal. If the analogue input now decreases the change is sensed by the comparator, which makes the counter count down. The comparator at all times sets the counting mode to force equality between the d.a.c. output and the analogue input: once this equality is reached, the logic levels present at the d.a.c. input represent the digitally en-

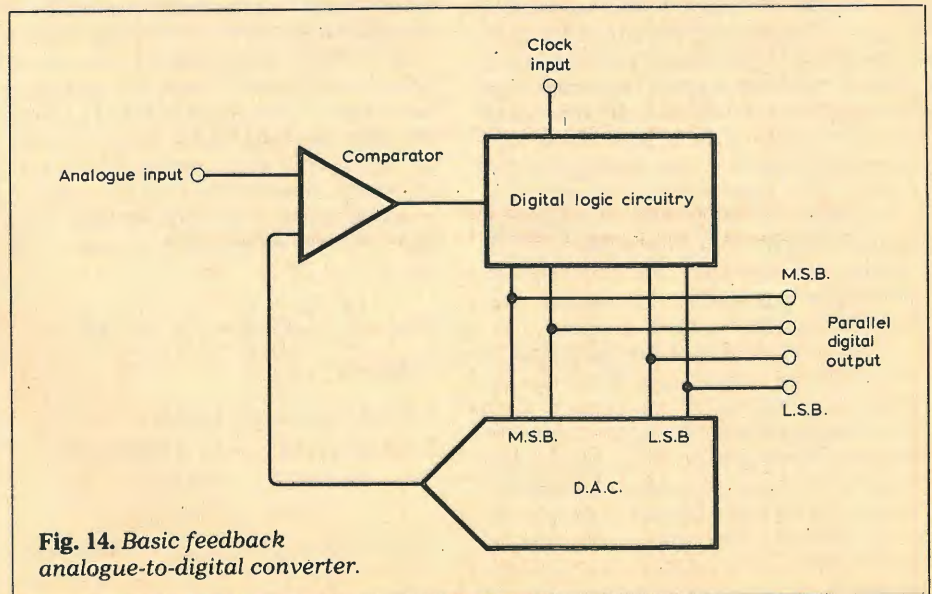
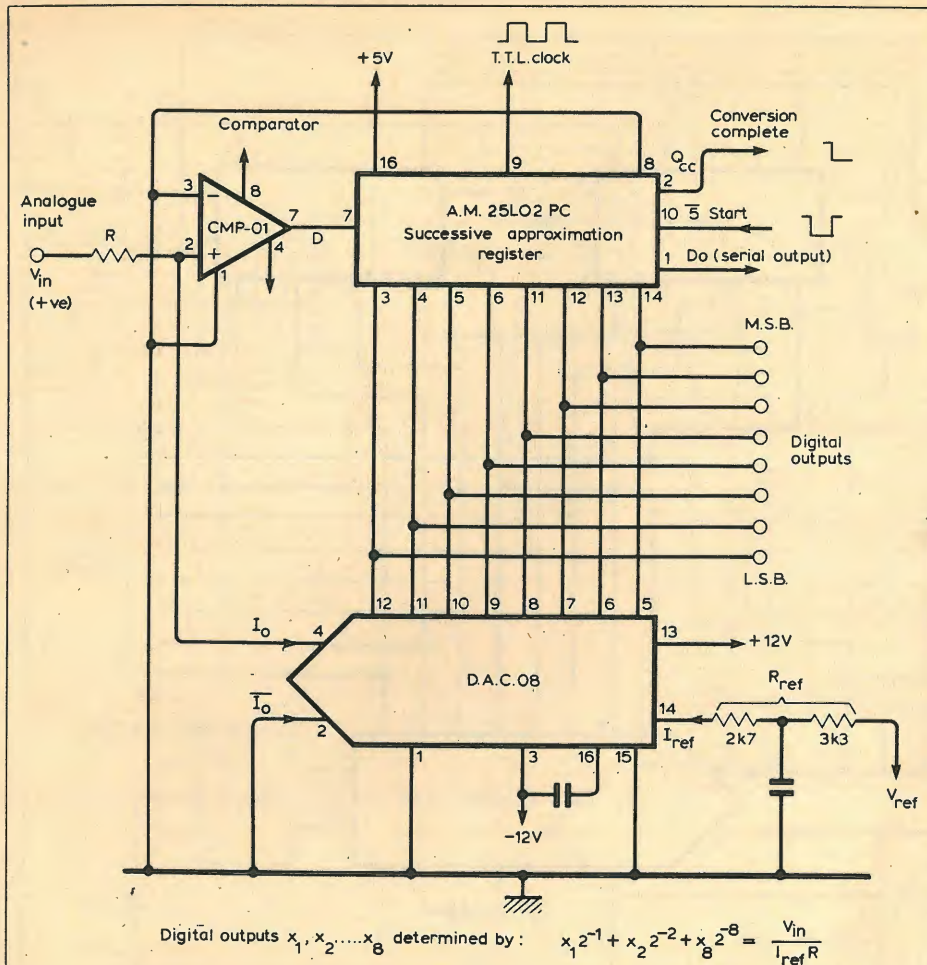


Fig. 14. Basic feedback analogue-to-digital converter.



Digital outputs x_1, x_2, \dots, x_8 determined by: $x_1 2^{-1} + x_2 2^{-2} + x_8 2^{-8} = \frac{V_{in}}{I_{ref} R}$

▲ Fig. 19. Practical successive-approximation converter.

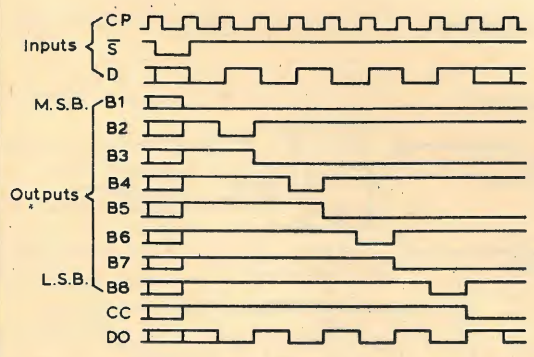


Fig. 20. Timing diagram of circuit in Fig. 19.

A simplified representation of the timing sequence which occurs in a typical 4-bit successive-approximation a.-to.-d. conversion is shown in Fig. 18, in which the analogue input is assumed to lie between 9/16 and 10/16 full scale. On the clock pulse low-to-high transition, at the start of the conversion, all bits except bit 1 are set to zero. The analogue output of the d.a.c. produced by bit 1 is 1/2f.s., which is less than the analogue input signal. The comparator indicates this by giving a logic 1 which is fixed into the Bit 1 register on the next low-to-high clock pulse transition, at the same time as bit 2 is switched on. The d.a.c. output of 12/16f.s. is now bigger than the analogue input signal, so the comparator sets a logic 0 in the Bit 2 register on the next clock low-to-high transition, at which time Bit 3 is switched on. So the conversion pro-

ceeds and is completed (digital output 1001) on the fifth low-to-high transition of the clock pulse. The digital logic circuitry required to implement a successive-approximation a.-to.-d. conversion can be assembled using standard t.t.l. logic gates and flip flops, but from a user standpoint it is generally more convenient to make use of an m.s.i. device called a successive-approximation register (s.a.r.). These are available in single d.i.p. packages, and contain all the logic circuitry necessary for a successive-approximation converter. A system which can be readily assembled for experimental evaluation is shown in Fig. 19. It consists of a d.a.c., a comparator and a successive approximation register. The 2502 t.t.l. s.a.r. is suggested for use, since it gives a digital output, obtained as a result of a

conversion, in both serial and parallel form.

A timing diagram for the 2502 register is shown in Fig. 20. Notice that its action differs slightly from that given previously in Fig. 18 in that the first clock-pulse low-to-high transition at the start of the conversion sets all bits except the m.s.b. to logic high rather than logic low. If all bits except the m.s.b. are on, the analogue output of the d.a.c. is 1/2 full scale - 1 l.s.b., rather than 1/2 full scale, as in Fig. 18. If the d.a.c. output is less than the analogue input signal the conversion requires that the m.s.b. (1/2 full scale) be switched on and retained and the input connections to the comparator must be arranged so that a high level appears at the D input to the register.

The action of the s.a.r. is such that it causes the logic state which is present at the D input to appear at the appropriate position in the output register and at the DO output pin (serial output) at each low-to-high transition of the clock pulse. At the same time, the level appearing at the output of the next less-significant bit register is set low ready for the next trial.

The 2502 register can equally well be used with d.a.c.s which require a low logic level to turn on their bit currents. It is simply necessary to interchange the input leads to the comparator so that it presents the current turn-on level to the D input of the register. This action can be investigated by using the I0 output line of the DAC 08 (pin 2 instead of pin 4) and interchanging the comparator input leads. The I0 analogue output current bits are turned on by a low logic level and the digital output obtained as a result of a conversion should now be interpreted as logic low, representing a logical 1. Alternatively, if the positive-high logic interpretation is retained, the digital output code must be interpreted as complementary binary.

The action of the successive-approximation a.-to.-d. converter system of Fig. 19 can be investigated experimentally by observing the waveforms which appear at various circuit points during a conversion. In order to obtain repetitive conversions the conversion complete output signal (at pin 2 of the s.a.r.) is connected to the start conversion input (pin 10 of the s.a.r.) and the signal which appears here is used as the external trigger input to the oscilloscope.

To be continued

8K ON BOARD MEMORY!

5K RAM, 3K ROM or 4K RAM, 4K ROM (link selectable). Kit supplied with 3K RAM, 3K ROM. System expandable for up to 32K memory.

2 KEYBOARDS!

56 Key alphanumeric keyboard for entering high level language plus 16 key Hex pad for easy entry of machine code.

GRAPHICS!

64 character graphics option — includes transistor symbols! Only £18.20 extra!

MEMORY MAPPED

High resolution VDU circuitry using discrete TTL for extra flexibility. Has its own 2K memory to give 32 lines for 64 characters.

KANSAS CITY

low error rate tape interface.

2 MICROPROCESSORS

Z80 the powerful CPU with 158 instruction, including all 78 of the 8080, controls the MM57109 number cruncher. Functions include +, -, *, /, squares, roots, logs exponentials, trig functions, inverses, etc. Range 10⁻⁹⁹ to 9 x 19⁻⁹⁹ to 8 figures plus 2 exponent digits.

EFFICIENT OPERATION

Why waste valuable memory on sub routines for numeric processing? The number cruncher handles everything internally!

RESIDENT BASIC

With extended mathematical capability. Only 2K memory used but more powerful than most 8K Basics!

1K MONITOR

Resident in EPROM

SINGLE BOARD DESIGN

Even keyboards and power supply circuitry on the superb quality double-sided plated-through-hole PCB.



COMPLETE KIT

Only
£275.00
+ VAT

Cabinet Size 19.0" x 15.7" x 3.3"


Television by courtesy of Rumbelows Ltd., price £58.62

POWERTRAN

**PS1 Comp 80.Z80 Based powerful scientific computer
Design being published in Wireless World — NOW!**

The kit for this outstandingly practical design by John Adams being published in a series of articles in Wireless World really is complete!

Included in the PSI COMP 80 scientific computer kit is a professionally finished cabinet, fibre-glass double sided, plated-through-hole printed circuit board, 2 keyboards PCB mounted for ease of construction, IC sockets, high reliability metal oxide resistors, power supply using custom designed toroidal transformer, 2K Basic and 1K monitor in EPROMS and, of course, wire, nuts, bolts, etc.



SYSTEM EXPANSION COMING SHORTLY!

Kit also available as separate packs; e.g. PCB, Keyboards, Cabinet, etc.

PCB size 16.0" x 12.5"

Value Added Tax not included in prices

PRICE STABILITY: Order with confidence! Irrespective of any price changes we will honour all prices in this advertisement until Aug. 31st, 1979, if this month's advertisement is mentioned with your order. Errors and VAT rate changes excluded.

EXPORT ORDERS: No VAT. Postage charged at actual cost plus 50p handling and documentation.

U.K. ORDERS: Subject to 8% surcharge for VAT. NO charge is made for carriage. *Or current rate if changed.

SECURICOR DELIVERY: For this optional service (U.K. mainland only) add £2.50 (VAT inclusive) per kit.

UK Carriage FREE

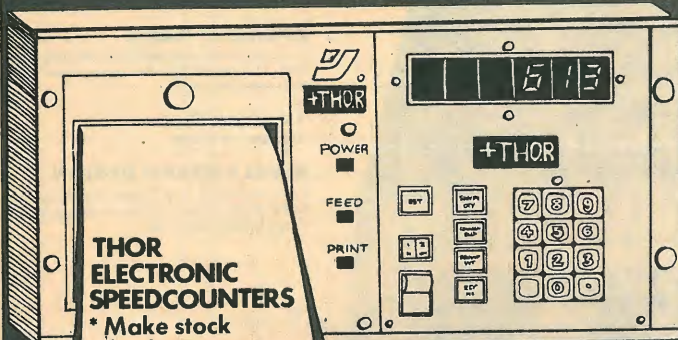
POWERTRAN COMPUTERS

(a division of POWERTRAN ELECTRONICS)

PORTWAY INDUSTRIAL ESTATE
ANDOVER HANTS SP10 3NN

ANDOVER
(0264) 64455

This solid state parts counter saves you money 20 ways. For as little as £6.95 per week



THOR ELECTRONIC SPEEDCOUNTERS

- * Make stock checks easier
- * Save counting time
- * Control stock levels
- * Control parts issuing
- * Avoid stock shortages
- * Save operator training
- * Simplify record keeping
- * Save management time

No comparable product is as fast, accurate and simple to use. And we'll be happy to demonstrate actual proof of those claims. We'll listen to your particular counting problems and show you how to vastly increase efficiency, productivity and profitability. 20 ways. For as little as £6.95 a week.

THOR ELECTRONIC INDUSTRIAL SCALES

- * Optional print out
- * Weigh 0-2000 Kg
- * Push button taring
- * Counts to 999,999
- * Accurate from 0.01 gram
- * Leasing from £6.95 per week
- * Push button product reference
- * Platform sizes up to 150 x 120 cm
- * 24 hour service from factory trained technicians available
- * British made - spares always available
- * Comprehensive 5 year guarantee available
- * Ex-stock delivery available on most models

+THOR

To: Weightdata Ltd., 35 Harford Street, Trowbridge, Wiltshire. BA14 7HL Telex 449128

Telephone (02214) 64461 and ask Karen York for our rapid leaflet service

- Please send me details of your money saving machines.
- Please ask your Area Manager to call. WW 7/9/79

Tick as appropriate.


NAME
COMPANY
ADDRESS

TEL:


WW - 031 FOR FURTHER DETAILS

ELF II

THE TRIED AND TESTED MINICOMPUTER SYSTEM THAT EXPANDS TO MEET YOUR NEEDS



ELF II BOARD WITH VIDEO OUTPUT
NOW ONLY £79-95 + £6.40 VAT



SPECIFICATION:
*RCA 1802 8-bit microprocessor, with 256 byte RAM - expandable to 64K bytes
*RCA 1861 video IC to display program on TV screen via the RF Modulator
Single Board with:
Professional hex keyboard - fully decoded to eliminate the waste of memory for keyboard decoding circuits
Load, run and memory protect switches
16 Registers
Interrupt, DMA and ALU
Stable crystal clock
Built in power regulator
5 slot plug-in expansion bus (less connectors)

To: **NEWTRONICS**
The personal computer division of
HL AUDIO LTD.
138 Kingsland Road, London E2 8BY. 01-739 1582

Please send me the items below:
(Choose either components or wired and tested units)

INC. VAT
£

- ELF II KIT, COMPLETE WITH FULL WIRING INSTRUCTIONS AND OPERATING MANUAL** 86.35
- ELF II KIT WIRED AND TESTED** 107.35
- ELF II DE LUXE CABINET** 24.85
- POWER SUPPLY (6.3V) FOR ELF II** 5.40
- EXPAND YOUR ELF II** with the following hardware, a comprehensive range that is being continually increased through research and development.
- GIANT BOARD KIT.** Includes a system monitor/editor that works on all 64K bytes on all possible memory; a cassette I/O routine for recording programs on an ordinary cassette; two 8-bit parallel I/O ports with handshaking for connecting the ELF II to a printer and ASC II keyboard or any 8 bit parallel interface. The serial RS 232 and 20ma TTY I/O's allow connection to printers, terminals or any serial I/O device 37.80
- GIANT BOARD WIRED AND TESTED** 59.40
- 4K STATIC RAM BOARD** - Add up to 16K on board. ELF II will accept up to 64K and is addressable to any page to 64K. Requires ELF II expansion power supply 75.60
- 4K STATIC RAM BOARD WIRED AND TESTED** 97.15
- EXPANSION POWER SUPPLY** - required when adding 4K RAM Boards 20.52
- ASC II KEYBOARD** - Complete with connector to plug directly into the ELF II Giant Board and is powered by the ELF II Expansion Power Supply. The ASC II Keyboard follows the standard typewriter configuration and generates the entire 128 character ASC II upper/lower case set with 96 printable characters, with onboard regulator, parity logic selection and 4 handshake signals. 54.63
- ASC II KEYBOARD WIRED AND TESTED** 76.22
- ASC II DELUX CABINET** 16.22
- RF MODULATOR** to use with TV 3.00
- KLUGE PROTOTYPE BOARD** - accepts up to 36 ICs in 40, 24, 18, 16-pin formats with space available for an onboard regulator 13.82
- 86-PIN GOLD-PLATED CONNECTORS** (One required for each add on Board) 4.32
- ELF II LIGHT PEN TO WRITE OR DRAW ON TV SCREEN** 7.02

AVAILABLE SHORTLY TO EXTEND THE SCOPE OF YOUR ELF II: VIDEO GRAPHICS BOARD

THE SOFTWARE that makes ELF II an ideal machine with which to learn computer techniques rapidly:

- ELF II TINY BASIC CASSETTE TAPE** - Makes programming even easier. Commands include: Save, Load, Let, If/Then, Print, Goto, Gosub, Return, End, Rem, Clear, List, Run, Plot, Peek and Poke. TINY BASIC ALSO INCLUDES: 16-bit integer arithmetic $\pm \times \div ()$ and 26 variables A-Z and also comes fully documented with an alphanumeric generator for direct display on your TV 14.58
- ELF-BUG** Monitor Cassette eliminates the need to single step through a program to find the contents, with the ability to run and edit from any point in the memory 14.58
- "SHORT COURSE IN PROGRAMMING"**, by Tom Pittman. Written specifically for the ELF II as a step-by-step course which fully exploits the potential of ELF II 4.00
- "SHORT COURSE IN TINY BASIC"**, by Tom Pittman, teaches how to program in Tiny Basic 4.00
- RACA 1802 Users' Manual** 4.00

AVAILABLE SHORTLY: TEXT EDITOR ON CASSETTE, ASSEMBLER ON CASSETTE, DISASSEMBLER ON CASSETTE.

I enclose cheque/P.O. No. for £
(Add £2 post and packing for orders over £20)

or charge

Barclaycard No.

Access Card No.

Name

Address

Signature

Hours of business: Mon./Fri. 9.30-5.30, Sat. 9.30-1.00.
Dealer Enquiries Welcome.
Telephone Orders Accepted - 01-739 1582

WW - 037 FOR FURTHER DETAILS

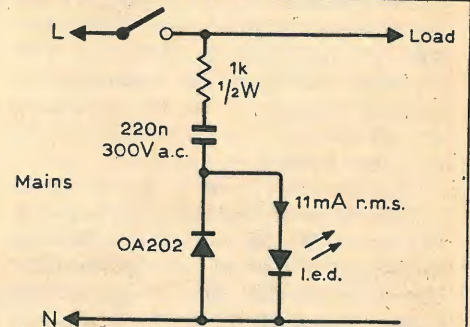
CIRCUIT IDEAS

L.e.d. mains indicator

A light emitting diode can be used in place of the conventional neon mains indicator which can cause interference. Most of the 240V a.c. is dropped across the capacitor which does not dissipate any power. A resistor is included to limit the current during switch-on/off, and the diode prevents reverse voltage

breakdown of the l.e.d. After switch-off the capacitor is normally discharged through the load, but care should be exercised if no load is connected.

A. Andrews
University of Sussex
Brighton



Constant power panning

Stereo mixers usually include one or more mono microphone inputs with a pan control. Fig. 1 shows a basic circuit which requires a ganged control and suffers from a response which declines by -3dB at the centre.

The circuit in Fig. 2 gives a practically constant audio power at any position by closely approaching the condition

where $R_1 = R_2 / \sqrt{2}$. There is a slight deviation from constant power intermediately between centre and L or R of about 0.13dB but this is negligible. The outputs are buffered by the non-inverting voltage follower stages.

H. N. Clark
East Grinstead
W. Sussex

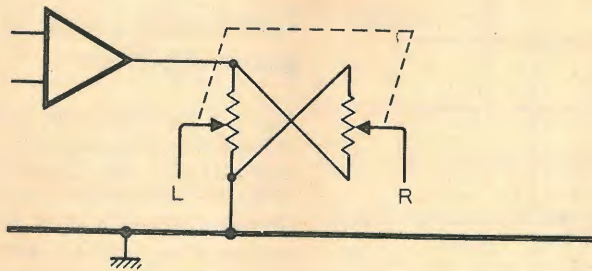


Fig. 1

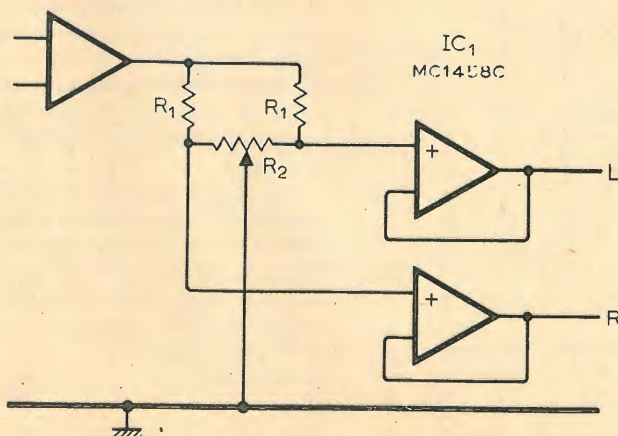
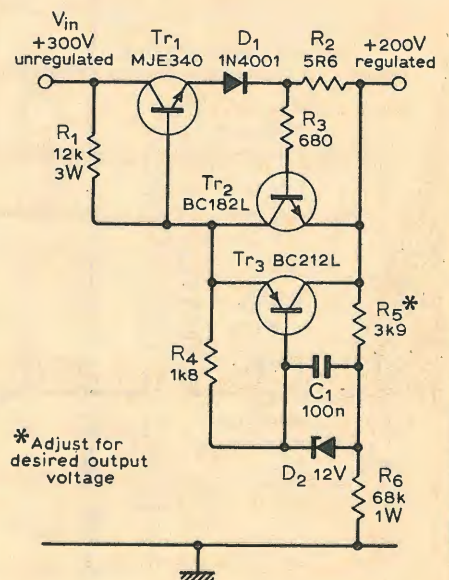


Fig. 2

High voltage regulator

For regulator applications such as the video output stage of a colour monitor, this unit only uses one high voltage transistor and does not use a high voltage Zener diode. Transistor Tr_3 forms an error amplifier which compares the voltage at the junction of R_5 and R_6 with the base of the series pass transistor. Resistors R_2 , R_3 and Tr_2 form a current limit. Purists will doubtless observe that the voltage drop across the current sensing resistor is not cancelled by the feedback loop, but this was of no consequence in my application.

E. R. Lisle
Hove
Sussex



* Adjust for desired output voltage

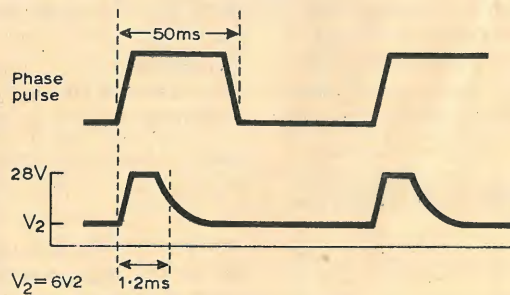
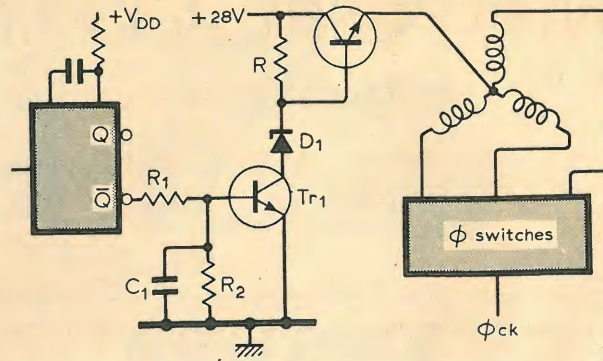
Pulse controlled power dissipation

When operating a three-phase stepper motor at clock rates below 20Hz, a power dissipation problem occurs. For example, if each phase is 15Ω and is on for 50ms when operating from a 28V supply, each winding will develop $28/15 \times 50 \times 10^{-3} = 13W$.

This can be reduced by switching the motor supply on and off in synchronism with the phase clock as shown. The phase energising voltage is reduced to a holding voltage V_2 which generates enough torque at the motor pinion until the phase pulse is removed.

Transistor Tr_1 and a Zener diode switch the series transistor Tr_2 between 28V and 6V2. The monostable fires on the negative edge of each phase pulse and R_2 in parallel with C_1 causes the base voltage of Tr_1 to decrease exponentially after each 1ms pulse. With this system the dissipation in each phase is reduced to $28/15 \times 1.2 \times 10^{-3} = 2.24W$.

D. J. Greenland
Bar Hill
Cambridge

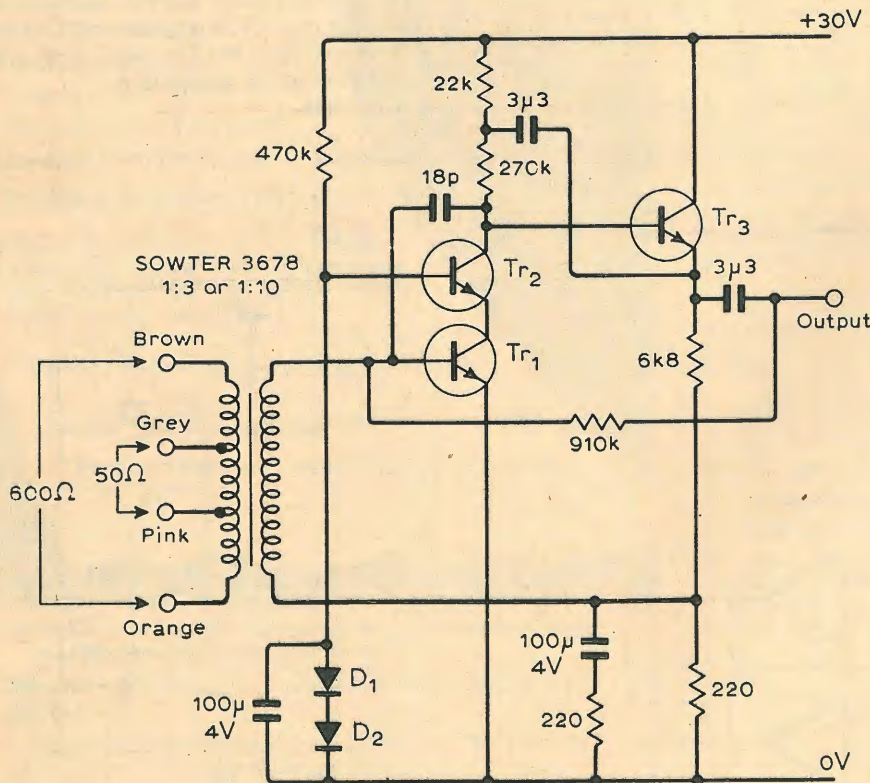


Cascode microphone pre-amplifier

This unconventional pre-amplifier offers low noise, wide dynamic range and stability. To obtain a low noise level it is usual to operate the first transistor with a very low collector voltage. This, however, limits its output and requires a second voltage amplifier. With two transistors the open loop gain is high and this requires a large amount of negative feedback. In the cascode circuit the diodes bias the base of Tr_2 to about 1V and the collector of Tr_1 is thus at about 0.5V. Transistor Tr_1 acts as a current amplifier and therefore the noise contribution of Tr_2 is very small. All of the voltage gain is provided by Tr_2 with its collector bootstrapped, and emitter follower Tr_3 reduces loading on this stage.

Transistor Tr_1 should be a low noise type and Tr_3 should have a gain of about 200. With a nominal input of 60μV into 50Ω, the output is 30mV into a load of not less than 25kΩ and the overload margin is about 45dB.

R. V. Hartopp
Saffron Walden
Essex



Meteosat earth station — 2

V.h.f. receiver and demodulator details

by M. L. Christieson

The first part of this article described the oscillator, mixer and antenna stages for the s.h.f. section of the Meteosat earth station. It also provided p.c.b. details for the mixer and amplifier circuits used. This second part describes the v.h.f. receiver and demodulator and gives further background information relating to the operation of the satellite.

NO REFERENCE has been made so far to the v.h.f. receiver for 137.5MHz. As shown in the general block diagram, Fig. 1, the receiver consists of a 137.5/26MHz converter and a tunable receiver with an i.f. of 455kHz. Because there are many designs for crystal-controlled converters working in this region, particularly for the 144MHz amateur band, no design is specified here. However, some converters are a little noisy, and a good preamp should be used after the S-band mixer if the noise performance is to be determined mainly by the antenna preamp. Fig. 9 shows the schematic diagram of the preamp used, although there is nothing special about it. The usual screening precautions should be taken in the construction.

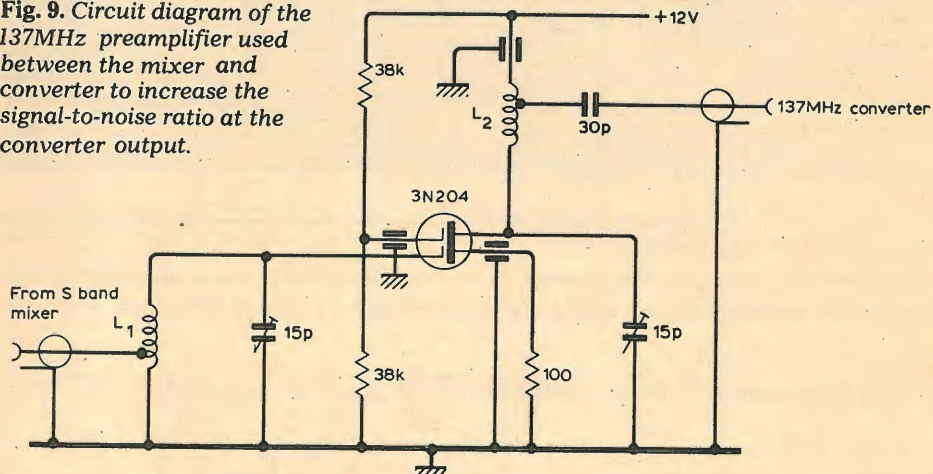
The final receiver is a modified commercial type in the prototype system. The major change is the 25kHz i.f. bandwidth which is much wider than a normal 455 kHz i.f. amplifier. This low i.f. was chosen to give a large output

voltage swing from the phase-lock-loop f.m. demodulator. The i.f. bandwidth problem, and general nonlinearity, can be improved by using degenerative or frequency compressive feedback, a technique often employed in satellite receiver systems for threshold extension of f.m. demodulators². The circuit diagram of the demodulator is shown in Fig. 10. This uses a phase-lock-loop i.c., followed by a feedback amplifier.

A varicap diode has been added to the

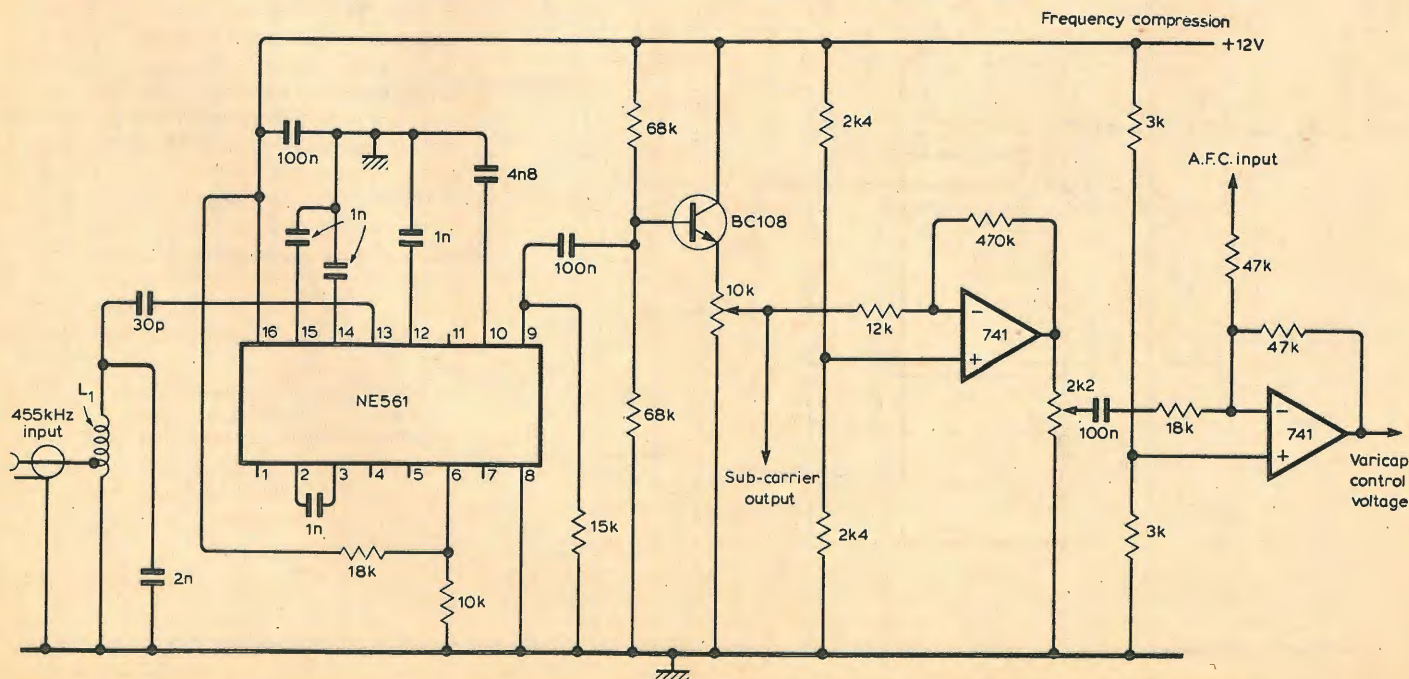
local oscillator of the receiver and the control voltage is obtained from the output of the feedback chain. (Automatic frequency control can also be added if required.) The amount of compressive feedback is controlled by a preset resistor. The simple circuit used here is liable to oscillate if too much feedback is used but the desired effect can be obtained before the onset of such oscillation. Amplification at sub-carrier frequency is achieved using operational

Fig. 9. Circuit diagram of the 137MHz preamplifier used between the mixer and converter to increase the signal-to-noise ratio at the converter output.



L₁, L₂, 3½ turns 18g 3/8" diameter tapped 1 turn from 'cold end'

Fig. 10. F.m. demodulator and frequency-compressive feedback circuits.



amplifiers. These are arranged to work on a single supply to make interfacing with the other equipment easier. The output from the demodulator is the amplitude-modulated 2400Hz sub-carrier.

Several methods have been described for amplitude demodulation of the sub-carrier. This system uses the sample-and-hold method described in a previous design for A.P.T.³ To obtain high quality pictures some signal processing is necessary. This is most easily achieved before the sample and hold stage and also means that a.c. coupling can be used in the processor unit. The modulation characteristics are different

according to the type of picture being radiated. Two switched positions are available on the contrast expander, one for visual, and one for infrared and water vapour. After expansion the signal is passed to a variable gain amplifier for setting the required contrast.

Fig. 11 shows the circuit diagram of the contrast expander and amplifier and includes expected waveforms. The presets controlling the diode bias must be adjusted to give equal positive and negative peaks on the output waveform, while maintaining the required centre dead-band. The video bandwidth, as shown in the modulation

characteristics, is approaching the sub-carrier frequency. On an initial test, only positive peaks of the sub-carrier were sampled. A modification was incorporated such that both positive and negative peaks were sampled, resulting in better picture definition due to the increased sampling rate. The circuit shown in Fig. 12 is a precision full-wave rectifier; with a preset to ensure the minimum of modification to the dead-band characteristic. These should be set in conjunction with the diode bias presets in the expander to give equal pulse heights derived from both positive and negative half cycles of the sub-carrier at all input amplitudes. For this stage, a

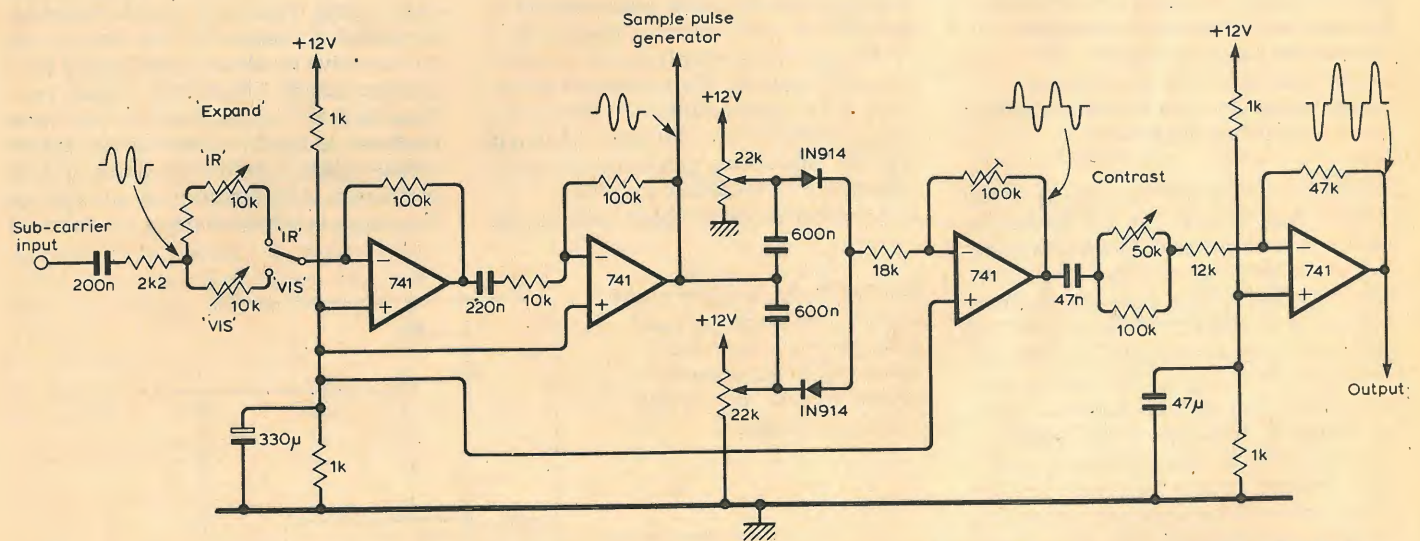
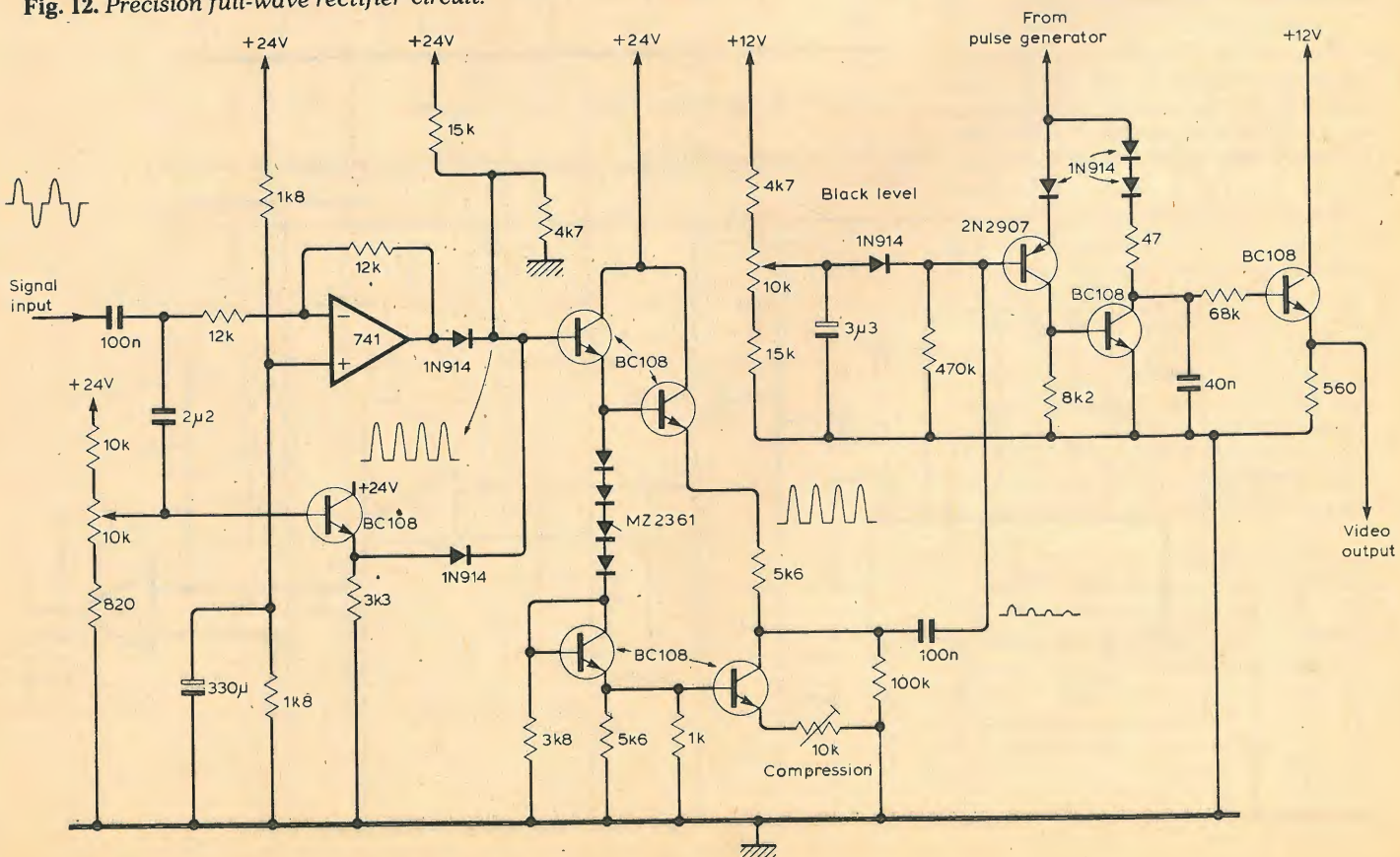



Fig. 11. Circuit diagram of contrast expander and amplifier, showing expected waveforms. The presets controlling the diode bias are adjusted to give equal positive and negative peaks on the output waveform.

Fig. 12. Precision full-wave rectifier circuit.



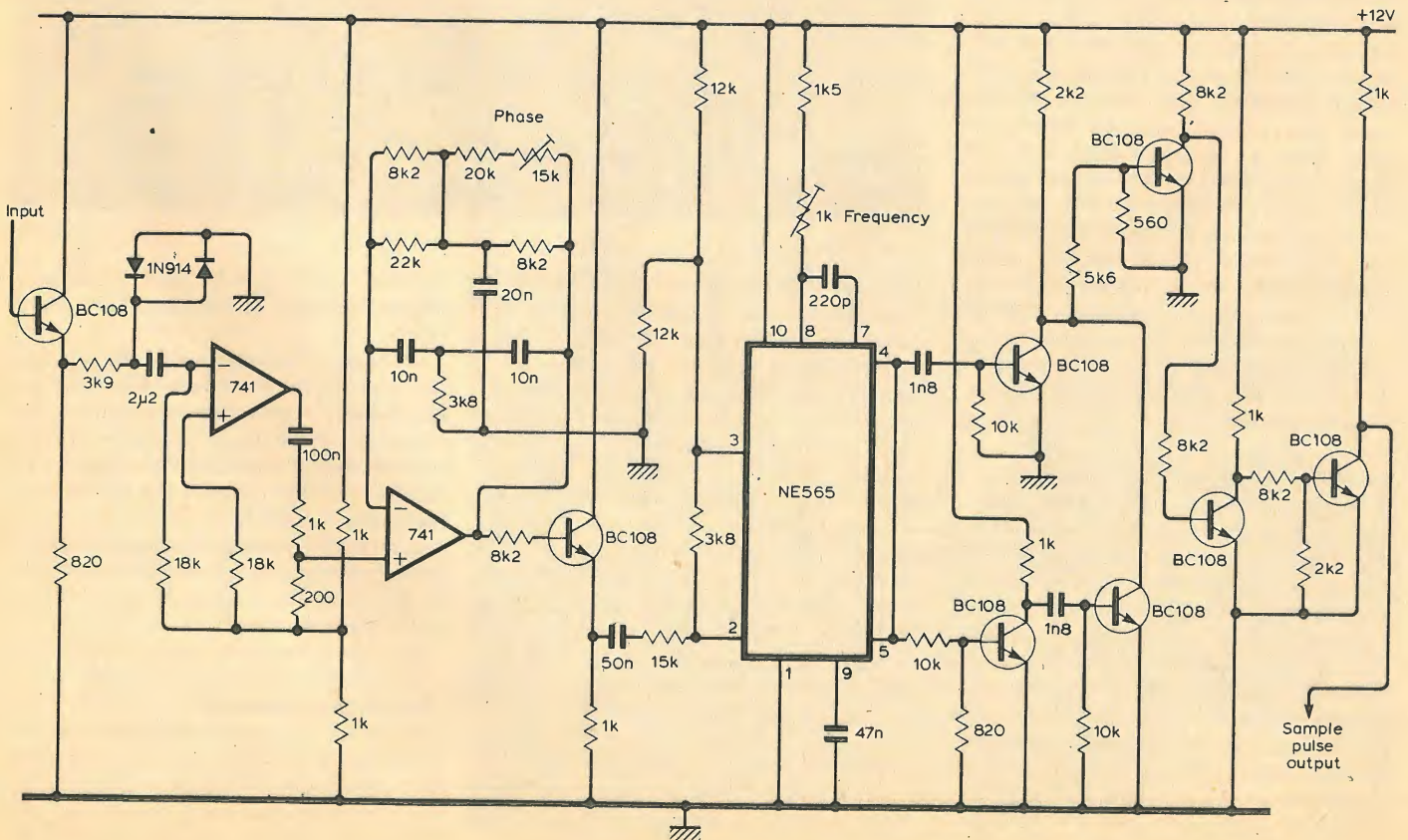
single-ended 24V supply is used because the peak levels are quite high. If the signal is applied directly to the sampling stage, noticeable 'whiting out' occurs on pictures when the contrast is set high enough to display geographical features. It is necessary, therefore, to compress the white portion of the signal. Various methods were tried but the most successful was the circuit shown in Fig. 12, which has the advantage of a variable compression characteristic. When there is no signal the compression transistor should be just switched off by means of the diode chain voltage drop. The output then follows the input for small signal levels quite closely. As the signal becomes larger, the compression transistor switches on and forms the lower end of a potential divider and this reduces the output level proportionally to the input signal as set by the preset. Sufficient compression can be applied to leave some variation in cloud (peak white) while expanding the grey land areas. This applies to the visual pictures and to a lesser extent to the other two types. The compressor is left in for all pictures. The output, which is d.c. restored as the signal is not symmetrical, is applied to the sample-and-hold stage in Fig. 12. This is a modified version of the previous design³.

The sample pulse generator appears in Fig. 13. The signal is derived from the amplified sub-carrier output in the expander. It is limited and filtered to ensure solid locking at very low black levels when the signal to noise ratio is worst. The preset in the filter adjusts the phase shift and must be be set such that the sample pulses coincide with the sub-carrier peaks. A phase-lock loop is



Visible picture taken on May 1, 1979 using the author's new seven-foot diameter dish antenna. Area shown is only a portion of the area covered by the satellite camera. See "Modifications" on page 97.

Fig. 13. Circuit diagram of the sample pulse generator.





locked to the filtered output and the square wave edges from it generate the pulses required. These pulses are then squared up by the succeeding stages and applied to the sample-and-hold detector. The output from the detector is a waveform of IV pk-to-pk (positive polarity) and is taken via an emitter follower.

Picture printing technique


There are several ways to produce a hard copy image from the video output. Two methods suitable for amateur construction have been described fully in previous articles^{3, 4, 5}. They employ rotating drums and oscilloscope tube photography and are both capable of producing excellent results. The video output must of course be interfaced with the selected system. The prototype described here uses a Mufax wet-paper facsimile machine, converted for the correct speed, and a rebuilt picture-writer amplifier. This has the advantages that pictures can be inspected while they are being printed, and the images produced are somewhat larger than those produced by the photographic processes. Whichever method is used, the phasing signal and line speed will have to be set to suit the Meteosat A.P.T. The picture has an aspect ratio of 1:1 or an index of cooperation of 267.

The entire video chain is finally adjusted on test to produce the most pleasing pictures.

Satellite operation characteristics

Although Meteosat runs a daily schedule, due to the experimental nature of the system at this time, it is subject to change and occasional interruptions. Each hour is divided into four-minute periods, the first starting at 2 minutes past the hour and the last starting at 58 minutes past the hour. A particular picture will occupy one of these slots and will start at the slot time and end 30 seconds before the next slot time. The carrier is not radiated when no picture is scheduled. Pictures in digital form conform to a different standard and can be

Meteosat pictures taken in September 1978 using the author's four-foot dish antenna.



recognized by the apparently unmodulated carrier and pulsed sidebands. At certain times of the day a test pattern is radiated, and at other set times 'Administration Notices' are transmitted containing operational information such as schedule changes. A greater number of pictures are transmitted during daylight hours when the visual images are sent. A complete set of visual images are usually sent once a day enabling a composite picture of the world to be constructed. Pictures of the European area are sent more often. Regular sets of nine infrared and water vapour pictures are sent to enable a composite world picture to be constructed.

Exact schedule information can be obtained from the European Space Agency at the following address: Meteorological Operations Manager,

Table 2. Coil details. All dimensions in inches. The local oscillator coils L₁ to L₉ and the relays RL₁ and RL₂ in the table below are shown in Fig. 7.

Coil	Turns	Dia.	Length	Wire SWG	Tapping details
L ₁	6	0.25	0.5	22	3t from collector
L ₂	8	0.25	0.5	22	7t " "
L ₃	3	0.4	0.5	18	2t " "
L ₄	3	0.4	0.5	18	Centre tap
L ₅	Copper plate 14SWG. 1.2 long, 0.25 wide tapped at 0.6 and 1.0 from cold end				
L ₆	1	0.4	0.2	18	—
L ₇	Copper plate 14SWG 0.8 long 0.4 wide				
L ₈	"	"	"	0.6	0.35 "
L ₉	"	"	"	"	" "
RL ₁	Dual in line reed relays, energised for channel selection.				
RL ₂					

The mixer coils L₁ to L₃, shown in Fig. 4, are fabricated on 1/16 E10 glass-fibre board, with the earth plane retained.

L₁ } 1 turn, 36 SWG wire 1/16 diameter r.f. chokes.
L₂ }

L₃ 6 turns, 18 SWG wire 3/16 diameter, 3/8 long

E.S.O.C. — M.D.M.D. (MET), Robert Bosch Strasse 5, 61 Darmstadt, W. Germany.

Although the system described is for the European Meteosat, there is no reason why the frequency cannot be changed slightly to receive other meteorological satellites operating in S band over other parts of the world, the American GOES for example. It is intended that a series of five satellites will provide pictures of all parts of the world in the next few years, Meteosat and GOES being the first.


Acknowledgements

I would like to express my thanks to Mr J. Morgan, European Space Agency Met. Operations Manager, Darmstadt, for supplying Meteosat operations information, and his detailed replies to

individual questions: to Mr J. Berden, G3RND, for initial information on Meteosat; to my colleagues at Feedback Instruments Ltd for their encouragement during the project, and to Mr A. P. Turnball, G4CUS, who helped me erect the antenna dish.

Modifications


Since the author wrote this article he has made some modifications to his own Meteosat station. These have significantly improved the picture quality but have unfortunately also increased the component cost. The phase-lock-loop circuit in Fig. 10 has been changed to incorporate a Plessey SL650. This has improved subcarrier linearity, and thus the performance of the frequency-compressive feedback circuit. In order to further reduce the signal noise, which produces faint 'smudges' on the picture, he has replaced the four-foot-diameter dish antenna with one measuring seven feet in diameter and replaced the dipole antenna with a waveguide-fed horn antenna. A picture produced using the modified station is shown on page 95. This picture demonstrates the wide coverage area which Meteosat can provide, because of its high 'orbit' height.



The converter (also shown in schematic form in Fig. 8, Part 1). Picture clearly shows the mixer and preamplifier (far right) and the oscillator and tripler stages (left). The prototype is not fitted with covers.

◀ Four-foot diameter dish antenna used by author on his Meteosat earth station. Dipole and reflector can just be seen mounted at the dish focus.

▶ A composite infrared picture of hemisphere received during September 1978 on the author's four-foot diameter dish antenna.



References

2. Tant, M. J., Automatic characterisation of satellite earth stations, *Marconi Instrumentation*, Spring 1978.
3. Kennedy, G. R., Weather satellite ground station, *Wireless World*, Nov. 1974 to Jan. 1975, Weather satellite picture facsimile machine, *Wireless World*, Dec. 1976 to March 1977.
4. Sollom, Rev. P. W., Just look at the weather, *Radio Communication*, Nov. to Dec. 1971.
5. Specialized communications techniques, American Radio Relay League, p83.

Notes on Part 1.

The polarities of the two MBD102 diodes in Fig. 8 should be as per Fig. 4. Ref. 2 on page 61 should read Ref. 1.

Mike Christieson is 24 and is currently working as a development engineer for Feedback Instruments Ltd. Prior to this he worked in the broadcasting field and served his apprenticeship with the broadcasting division of the Foreign and Commonwealth Office. He then spent a short period of time in the USA and thereafter he was responsible for modifying and commissioning transmitters installed at sites in Iran — the Afghanistan border — and also in Venezuela and Nigeria. Mike is a radio amateur with the call sign G8FCD.



NEW PRODUCTS

Electret pick-up cartridge

Claiming that it is the first electret disc-playing cartridge to be introduced in Europe, Toshiba maintains that its Aurex C-400 cartridge offers certain advantages in terms of transient response and lower than usual levels of distortion. The principle of operation permits the stylus cantilever itself to act as the moving electrode with two electret cells feeding a specially-developed linear i.c. which is contained within the cartridge body. This results in movements of the stylus being converted directly into electrical energy, obviating the inherent distortion which results from the larger mass of the moving magnet type. Output signal level is 30mV (at 1kHz and 3.54cm/s), frequency response (before equalisation) is flat from 20Hz to 35kHz, channel separation is 30dB and the recommended load is 30k Ω min. The cartridge operates from a d.c. supply of 6 to 9V and tracking force is 1.5g. An equaliser should be used in conjunction with this cartridge and Aurex offer the SZ-1000 unit for this purpose. Harmonic distortion is 0.005% over the frequency range 20Hz to 20kHz at the equaliser's rated output of 500mV. Development of the new cartridge began in 1972 and the built-in i.c. pre-amplifier clearly accounts for the final s/noise ratio of 70dB and the claimed flat frequency response from d.c. to 100kHz, after equalisation. Aurex Division of Toshiba (UK) Ltd., Frimley Rd., Frimley, Camberley, Surrey, GU16 5JJ.

WW 301

High power M.O.S.F.E.T. audio amplifier

If the quoted technical specification is anything to go by, the SR402 power f.e.t. audio amplifier lives up to some of the popular expectations of equipment using such devices. This amplifier is in production by Pace Studio Equipment and the specification indicates a power output of 250 watts "r.m.s." per channel into 8 Ω . Coupling is d.c. throughout, although internal capacitors may be switched in so as to limit



WW 302

potentially speaker-damaging frequencies below about 20Hz. However, the amplifier is expected to operate in the a.c. coupled mode in normal use. Other performance details include a frequency response of 20Hz to 20kHz (+0 and -0.2dB) when a.c. coupled and total harmonic distortion of less than 0.008% (measured at 1kHz and 200 watts into 8 Ω). Hum and noise are both claimed to be -110dB referred to maximum output. The amplifier is also provided with twin l.e.d. columns labelled "peak watts" in 6 notches up to a maximum of 200. Since the peak output (which may only be of short duration) would indicate a figure well in excess of the claimed 250W "r.m.s." output, the designation "peak" appears to have little relation to the true output power. Rear panel switching permits the unit to operate in the bridged mono mode, in which case more than 500 watts continuous should then be available. Pace Studio Equipment Ltd., 32 Tresham Road, Orton Southgate, Peterborough, Cambs.

WW 303

4k STATIC n-mos r.a.m.

Unlike dynamic r.a.ms or earlier pseudo-static devices, the Motorola MCM6641 requires no clock pulses, timing strobes, pre-charge or refresh actions, thereby reducing to a minimum the number of devices required in a memory array. This new device is claimed to be totally free of the system timing problems exhibited by many m.o.s.-r.a.ms. Its static operation allows chip selects to be tied low in small arrays and data access is made particularly simple as there are no address set-up time restric-

tions to be observed. Output data has the same polarity as input data and the device is organised on a 4096 \times 1 bit basis with separate input and output data pins. Operation is from a single 5V supply with a power dissipation of 550mW (typical) or 385mW where the MCM66L41 is used, standby power dissipation being 125mW. A range of access times from 200ns to 450ns ensures that the device can be used with all popular microprocessors and it is t.t.l. compatible. Packaging is 18 pin d.i.l. with industry-standard pin-out. Motorola Ltd., Semiconductor Products Division, York House, Empire Way, Wembley, Middlesex HA9 0PR.

WW 303

Fibre optic tachometer

Measurement of the speed of very small shafts and shaft diameters in remote locations is made relatively simple by means of an add-on unit for a direct-reading tachometer. The D20 digital tachometer, manufac-




tured by Graham and White, now includes a fibre optical fibre extension probe which enables a beam of light to be projected on to the rotating surface. Light pulses, reflected from a strip of suitable tape, are accepted by the single lens reflex system in the instrument; these are ultimately displayed as a numerical reading. Measuring range is from 50 to 20,000 r.p.m. with typical accuracies of ± 2 r.p.m. at 5,000 r.p.m. After a measurement has been made, the last reading can be recalled by pressing the memory button. Graham and White Instruments Ltd., 135 Hatfield Road, St. Albans, Herts AL1 4LZ

WW 304

CB receiver / monitor

What is believed to be the first commercially-produced citizens' band receiver in the UK is now being marketed by Chromatronics. The manufacturer claims that it is "useful in war-



ning operators of radio-controlled models of any potential sources of interference on the 27MHz waveband, including illegal citizens' band radio transmissions, other radio modellers or even sunspot activity. The early detection of such interference sources can help to prevent expensive models being "shot down" or sent out of control." The "Bristol" is a 3 band superhet receiver with facilities for tuning over the whole of the 27MHz model control band, as well as receiving broadcast a.m.

(medium wave) and f.m. transmissions. Clearly, this receiver can also be used to check the operation of model control transmitters. The unit is portable and weighs 0.45kg (1lb) and is powered by a single 9V battery. It has a built-in 76mm loudspeaker and a jack is provided for ear-piece use. The price is £17.95 including v.a.t. and post and packing. Chromatronics, Coachworks House, River Way, Harlow, Essex.

WW 305


Home computer

The introduction of the Nascom 2 microcomputer marks a further development of this company's popular Nascom 1 home computer. The more powerful version also uses the Z80 processor and is equipped with a new 2K monitor known as Nas-Sys 1, a 1K video r.a.m., a standard 8K microsoft Basic r.o.m., and an 8K static r.a.m. The computer is assembled on a single 305 × 203mm p.c.b. and all of the bus lines are compatible with the existing Nasbus. Serial operation for the on-board cassette and teleprinter interfaces is handled by a u.a.r.t. whose input and output are independently switchable. Nascom 2 also incorporates an uncommitted parallel i/o which gives 16 programmable lines, addressable as 2 × 8-bit ports. A 2K r.o.m. socket is provided for a graphics option which is software selectable and is based on a 96 × 48 point grid. The basic Nascom 2 is priced at about £295 + v.a.t. Nascom Microcomputers Ltd., 121 High Street, Berkhamsted, Herts.


WW 306

Frequency synthesiser


Covering a frequency range of 0.1Hz to 16MHz with 5½ digit resolution, the Lyons Instruments' "Syntest" frequency synthesiser instrument (SI-102) and a basic module (SM-102) are available at "a fraction of the cost of other products." Output is a square wave, with a sine wave converter available as a further module to provide low distortion sine (as well as triangle and square) output over the range 0.001Hz to 160kHz. This amounts to 1/100 of the synthesiser output frequency. Possible applications of the units include testing of audio and power circuits, r.f. transmitters and receivers, filters, psychological and acoustic studies etc. A particular application for the sine wave converter is variable mains frequency drive, where the synthesiser is set in the region of 5kHz, so providing a highly stable output variable in steps as fine as 10 millihertz or even down



WW 306



WW 307



WW 308

to 1 millihertz. The SI-102 is a self-contained instrument priced at £425 while the SM-102 module is contained on a 110 × 165mm card priced at £295. Some lower cost 4½ digit resolution models are also available and the SM-010 sine wave converter costs £180. Lyons Instruments, Hoddesdon, Herts.

WW 309

Printed circuit breadboard

The act of converting a circuit design to the final printed board presents a number of problems and in most cases the practical results differ from the theoretical expectations. The Wainwright Mini-mount is a novel breadboarding system which consists

of 23 different small printed circuit elements with pressure-sensitive adhesive on one side and an etched pattern of solder pads on the other. Components are soldered to the pads, the backing is removed and the circuit element is placed in the most practical position on a flat surface. In this way, a layout which very closely resembles the final version can be obtained and circuit performance quickly estimated. Tinned, copper-clad boards are available as a ground-plane base and stray capacitance to ground is claimed to be very small — comparable with that of a double-sided printed circuit. An advantage of the method is that each mini-mount can be used again, thereby saving components for re-use and in addition to easing prototyping problems the system can be used in the electronics hobby and educational fields. Wessex Electronics, 114-116 North Street, Downend, Bristol BS16 5SE.

WW 308

Cordless soldering iron

Service engineers literally "working in the field" should find the new Cordless gas-operated soldering iron from Kam Circuits a reasonable temporary substitute for the heat generally available from the mains. The iron operates for about two hours from a standard lighter fuel pressure can, and 80 watts equivalent heat is generated safely by a no-flame catalyser combustion process. The iron is self-igniting, temperature-controlled and is designed in such a way that it will not touch any surface on which it is placed at rest. Kam Circuits Ltd., Porte Mash Road, Calne, Wilts.

WW 309

Schottky diode switch

Switching speeds of better than 2ns and a bandwidth up to 500 MHz are features of a new solid state electronic switch recently introduced by Hatfield Instruments. This device is designated Type 2551 and is a single throw (s.p.s.t.) Schottky diode switch designed for remote switching applications. The specified operating temperature range is -55°C to +70°C and the on-off ratio is typically 80dB at mid-band. The unit is packaged in a standard relay header enclosure and is hermetically sealed as well as being shielded against electromagnetic interference. Hatfield Instruments Ltd., Burlington Way, Plymouth, Devon PL5 3LZ.

WW 310

Pub crawl

I suppose we've all heard the one about the motorist's insurance claim which stated quite categorically that his car had been struck in the rear by a stationary tree. Well, it might not be as funny as all that, because one or two of these mobile plants have been discovered in America, according to reports from the land of the free. Free? Traffic cops over there seem to have been a bit free with their traffic radar, it appears, because they have been observing trees doing an illegal 85 mile/h and the odd house loitering about at a contemptible 26 mile/h.

This had led to a lot of aggrieved drivers claiming to have been mistaken for motels and high-speed oak trees, to the consternation of police and judges. The standard type of radar used in the States is of the hand-held variety, aimed down the road, and while these seem to be reasonably accurate instruments, the common view is that they aren't used in the proper way. They can also be affected by electrical installations and large, stationary objects like buildings.

The Home Office here point out that the Americans use 100 mW of transmitter power, which is ten times as much as that used over here, and think that this may have something to do with the somewhat extravagant claims for mobility in otherwise unexceptional inanimates.

British police tend to use the Marconi Peta, which is an across-the-road type, but the American Muniquip down-the-road instrument is also in use in a reduced-power form. Individual forces decide which equipment to use in their own areas.

Tit for tat

Those readers of this journal who pause briefly on the preceding two or three pages to their natural goal — this page — will find a reasonable mixture of new components, instruments and tools, selected in a way we think will interest them.

We are not noticeably short of material for the new products pages, since we receive, on the average, around twenty press handouts per day, or perhaps four hundred a month which can be considered for inclusion and any amount which are unsuitable. Those have to be screened and selected down to the few that are printed, having first been re-written, with an inevitable wastage of 95%.

All this is really self-defence. It is intended as a blanket reply to manufacturers whose press handout hasn't been selected and who ring up to ask why we haven't written a piece about their new breakthrough in grommet design, because it ought to have been, since they advertise in *Wireless World*. Selection of new products is



solely on the basis of interest or enlightenment and has nothing whatever to do with advertising in any way. The people who prepare the product pages don't even see the advertisements before they are printed, or have any knowledge of what ads. are to be inserted. There, that's plain enough. Perhaps we will now receive a few less handouts which describe the new bit of gear and then go on to say "I feel sure this will interest your readers and by the way, please send your ad rates," thereby implying that if it is selected, the company will advertise.

Stray pick-up

Confession, so they say, is good for the soul. Well, my soul can do with all the help it can get, so here goes — I'm one of those people who peer over your shoulder in the train, trying to see what you're reading. There! I feel better already.

I also listen to snatches of conversation and, although it has been remarked that eavesdroppers never hear anything to their credit, they do have the consolation that what they do hear can make a perfectly ordinary, spirit-dulling train journey almost worthwhile. Either electronics is a more widely recognised art form than I had supposed, or the majority of practitioners of the art head south early every evening, but whatever the reason there's usually some conversation on the subject in the 17:33 to Epsom.

It's a pity they won't speak up a bit more though, because from the bits I hear, their little chats sound fascinating. The man I heard to declare "It uses op-amps that glow" clearly had something of importance to disseminate and if only I hadn't trodden on someone's toes in my excitement, thereby losing the rest of his dissertation, we might all be much wiser today.

There are moments of pathos, of course. One's heart goes out, for example, to the poor wretch who, it appears, "had his ear fixed to the wall" . . . Now, I'm not too clear on the precise method adopted here, neither am I cer-

tain whether the unfortunate was still an integral part of his ear at the time, but the whole business struck me, I remember, as hardly the sort of thing one would normally wish to broadcast.

One can actually learn quite a lot, in a random way, from the isolated little moments of revelation. I now know, for instance, that ". . . a.m. is yer ante meridian, ennit?" Well, of course, so it is, and if the propounder of this theory hadn't been looking for Capital Radio on the medium-wave band at the time, I would have been in absolute accord with him. I suppose he reserves v.h.f. for the afternoons.

Jumbo radio

If any visitor to Windsor Safari Park has been surprised at the sight of a warden, rifle at the trail, galloping along and trying to fly, I can explain. He has quite possibly just picked up a message on his personal radio, advising him that he is clear to take off on Runway 28 Left. They have been having problems at Windsor, it seems, with transmissions from Heathrow, which is only eight miles away. So much so that they are having a new Burndept system with tone squelch to get rid of the intrusions.

One wonders whether the interference has been a two-way problem. Many pilots of large airlines would want to check the accuracy of an instruction to switch on their headlights and wait for assistance in the event of a breakdown and would find little to argue with in an exhortation to refrain from winding their windows down, particularly when lions are with twenty-five yards.

Hot news

Devotees of J. B. Morton will remember with affection his life's work — the compilation of the list of Huntingdonshire Cabmen, published with becoming modesty under the nom-de-plume of Beachcomber. Those who regret the lack of a sequel to this absorbing chronicle of stormy, home-counties passion will be overjoyed to hear of a new work by a yet unrecognised author — the Complete Bibliography of Hot-Wire Anemometry — said to be the most complete work of its kind in the world. The publishers feel that this bibliography may well be unique, and define the readership as being "anyone involved in hot-wire anemometry."

I think it very likely that it is unique. And it will be extremely difficult to surpass this feat, although the forthcoming guide to Victorian Manhole Covers in Greater London should run it a close second.

The bibliography appears in TSI quarterly, obtainable from Biral, P.O. Box 2, Portishead, Bristol, whose forgiveness I now ask. □

IMPORTANT ANNOUNCEMENT

On 20 September 1979 at the World Book Fair on Telecommunications and Electronics, Granta Technical Editions will publish **Frequency Engineering in Mobile Radio Bands**. Written by William Pannell, Senior Systems Consultant for Pye Telecommunications, this guide has been compiled to highlight the essential requirements of frequency planning. With over 200 detailed diagrams, the book will be of particular assistance where the initial stage of allocating bands and channels are being considered and methods are suggested to minimise the effort needed.

The book is divided into two sections, the first dealing with the general procedures of frequency planning. To enable greater appreciation of some aspects of the first part of the book, the second section is devoted to a number of appendices which consist mainly of relevant material and unpublished papers plus 'in-house' engineering notes from Pye Telecommunications compiled by the author over a number of years.

William Pannell has 47 years of experience in the business of mobile radio, having joined Pye Telecom in 1932 to work in the research laboratories. After working on domestic radio and communications equipment, he started the Systems Department in 1957. From 1965 he was the Technical Manager for Overseas Marketing and was closely involved in projects which included a VHF multiplex link system for aeronautical use in all major islands of the Caribbean; a complete airport and marine system in Basrah Ports in Iraq; a security system for the United Arab Republic and a security system in Rio de Janeiro, Brazil. In March 1979 the author was made a Fellow of the Radio Club of America.

For professionals everywhere, for radio engineers at stations, labs and workshops throughout the world, for technical libraries, this book is an essential work of reference and information.

Trimmed size: 240 x 180mm, 448 pages including 216 detailed drawings.

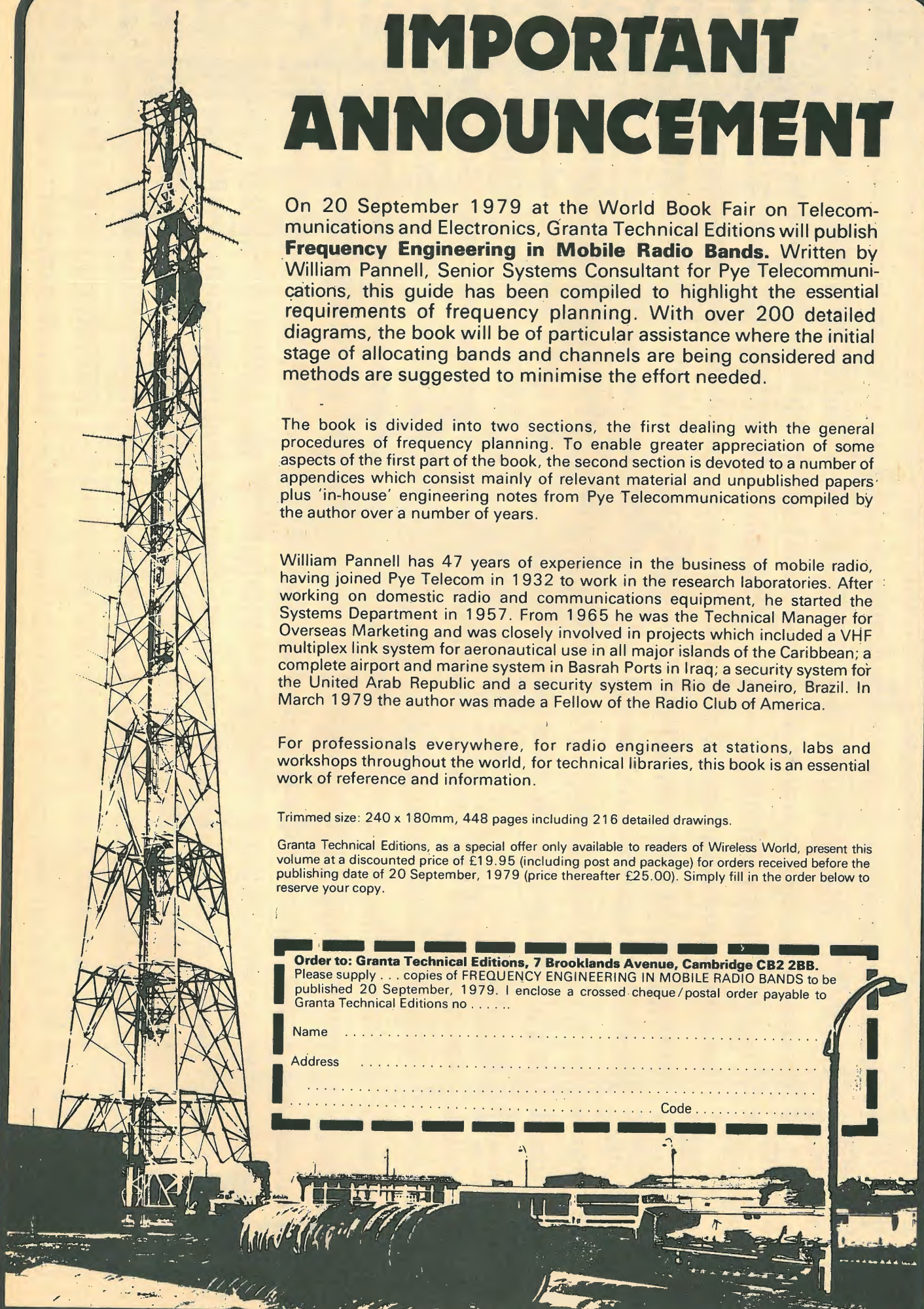
Granta Technical Editions, as a special offer only available to readers of Wireless World, present this volume at a discounted price of £19.95 (including post and package) for orders received before the publishing date of 20 September, 1979 (price thereafter £25.00). Simply fill in the order below to reserve your copy.

Order to: Granta Technical Editions, 7 Brooklands Avenue, Cambridge CB2 2BB.
 Please supply . . . copies of FREQUENCY ENGINEERING IN MOBILE RADIO BANDS to be published 20 September, 1979. I enclose a crossed cheque/postal order payable to Granta Technical Editions no

Name


Address

Code



Simply ahead!

**HIGH PERFORMANCE MODULAR UNITS
BACKED BY NO-QUIBBLE 5 YEAR GUARANTEE**



Of all the purpose-built power amplifier modules by I.L.P., the HY50 is understandably the most popular with those wanting to build or up-grade a hi-fi system, run a small high quality P.A. system, amplify a musical instrument (say for practise or small range use) or use it for lab work. Its useful 30 watts RMS output into 8 ohms, its rugged construction and freedom from heatsink worries make HY50 the ideal all-purpose quality power amp — and it is unconditionally guaranteed for five years! Tens of thousands are in regular use throughout the world.

... and a spec that means what it says!

Encapsulated power amp with integral full-rated heatsink.
Input — 500mV.
Output 30 watts RMS / 8Ω.
Load Impedance — 4 to 16Ω.
Distortion — 0.04% from 100mW to 25 watts at 1KHz / 8Ω.
Supply Voltage ± 25V. Size 105 x 50 x 25mm.

Inc. VAT and postage in U.K.

£8.15

Nothing has been overlooked in the design and manufacture of I.L.P. Modular Units. Heavy duty heatsinks, encapsulated circuitry, no-compromise production standards and true professional finish ensure world leadership for I.L.P. Now we have **up-graded** output ratings and **down-graded** prices to bring I.L.P. within easier reach of all who want the best.

New production techniques enable us to reduce prices by an average of 20%, making I.L.P. a better buy than ever.

*** GUARANTEED 7 DAYS DESPATCH ON ALL PRODUCTS
USE OUR FREE POST SERVICE**

for sending your orders, requests for information sheets, etc. Simply address envelope. No stamps required.


Prices correct at the time of going to press



**FREEPOST 5, Graham Bell House, Roper Close, CANTERBURY,
Kent CT2 7EP. Phone (0227) 54778.**

OTHER UNITS IN THE RANGE


All prices inc. VAT and postage in the U.K.



HY5 PRE-AMPLIFIER

Compatible with all I.L.P. power amps and P.S.U.s. In a single pack, needs external pots and switches. Multi-function equalization, 5 inputs. High over-lad margin. Active tone controls, 500mV out. Distortion at 1 KHz-0.01%. Two connects easily for stereo.

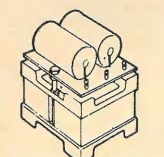
£5.22



THE POWER AMPS

With heatsinks, full load line and thermal protection. Distortion typically 0.05% at 1 KHz.

HY120 60 Watts RMS/8 Ω 114 x 50 x 85mm **£16.42**
HY200 120 Watts RMS/8 Ω 114 x 50 x 85mm **£19.92**
HY400 240 Watts RMS/4 Ω 114 x 100 x 85mm **£29.89**



THE POWER SUPPLY UNITS

(Split line outputs to suit I.L.P. power units and HY5).


PSU 50 for 1 or 2 x HY50 **£9.11**
PSU 70 for 1 or 2 x HY120 **£14.70**
PSU 90 for one HY200 **£14.70**
PSU180 for one HY400 or 2 x HY200 **£24.80**

Information sheets on application. Use our FREEPOST service.

★ NOW-PRICES DOWN BY 20%

Please supply
Total Purchase Price
I enclose Cheque Postal Orders Money Order
Please debit my Access/Barclaycard Account number.
Name and address
Signature
F.P 5 Ref. Bus. No. 1032630 Eng.

J. L. Linsley-Hood High Quality Cassette Recorder



We are the Designer Approved suppliers of kits for this excellent design. The Author's reputation tells all you need to know about the circuitry and Hart expertise and experience guarantees the engineering design of the kit. Advanced features include: High quality separate VU meters with excellent ballistics. Controls, switches and sockets mounted on PCB to eliminate difficult wiring. Proper moulded escutcheon for cassette aperture improves appearance and removes the need for the cassette transport to be set back behind a narrow finger trapping slot. Easy to use, robust Lenco mechanism. Switched bias and equalisation for different tape formulations. All wiring is terminated with plugs and sockets for easy assembly and test. Sophisticated modular PCB system gives a spacious, easily built and tested layout. All these features added to the high quality metalwork make this a most satisfying kit to build. Also included at no extra cost is our new HS15 Sendust Alloy record/play head, available separately at **£7.60** plus VAT, but included FREE as part of the complete kit at **£81.50** plus VAT. REPRINTS of the 3 articles describing this design **45p** No VAT. REPRINT of Postscript article **30p** No VAT.

TEST CASSETTE TC1

Special Hart Copyright test tape makes it easy to set up VU level, head azimuth and tape speed, without test instruments. Suitable for any cassette recorder. Complete with instructions **£2.50** inc VAT.

VFL 910. **Vertical Front Loading Cassette Mechanism.** Features include: Tape counter, record, interlock, FG servo drive motor, full auto-stop pause control, muting switch, oil damped cassette door, 09% W&F, fitted with HS15 head. Limited supplies. **£31.99**.

OPTIONAL EXTRAS. Set of six knobs. **£1.49**.
Auto-stop reed and mounting kit. **£0.90**.

PLASTIC ESCUTCHEON

Suitable for CRV and CT4 mechanisms. As used on our cassette recorder, complete with mounting screws **£1.99** plus VAT.

CASSETTE HEADS

A large range of cassette heads for domestic, industrial and audio visual purposes is available from us. The very best stereo head that we can find is our HS15 Sendust Alloy Super Head. This has an even better high frequency response than our HS14 which it replaces. Unlike cheaper and ferrite types this excellent high frequency performance is combined with a high output, thus maintaining the best possible signal to noise ratio. **Price £7.60** plus VAT.

4-TRACK Record/play head. Scans all 4 tracks on cassette tape. Suitable for auto-reverse mechanisms, film sync, quadrophonics and many other purposes. Standard impedance **£7.40** plus VAT.
Full details of these and other heads are in our lists.

LENCO CASSETTE MECHANISMS

We hold stocks of a range of Lenco tape transports for all uses, we can also supply spare parts. For example:
CRV Motors complete **£4.00** plus VAT.
CRV Drive Belts **90p** plus VAT.

CASSETTES

Our laboratory tests on recorders made us realise how important the choice of cassette is. Wow and flutter is obviously affected by the quality of the housing but the performance differences caused by the tape are enormous. It is possible to record a signal at the same level on two different cassettes one of which will replay at a VU level 10db higher than the other. Poor tape can also lose all signals above 8KHz! These tests enable us to offer what we think is the best value available. The tape is a Super Ferric High Energy Low Noise formulation.


- C90 **80p** } Complete with library case and index card
- C60 **60p** }
- C10 **35p** } Complete in library case. Suitable for Micro Programming.

ALL UK ORDERS ARE POST FREE
Please send 9x4 SAE for lists giving fuller details and price breakdowns.

HART ELECTRONICS

Penylan Mill, Oswestry, Salop

Personal callers are always welcome
but please note we are closed all day Saturday



The only thing to match our Sales Service is our After-Sales Service

When you get your test equipment serviced or maintained by the London Instrument Repair Centre, you get the same top quality work that made the instrument in the first place—and backed by a full year's warranty too.

Contact the address below for your nearest centre.



The service organisation of:



Archcliffe Road, Dover, Kent. Telephone: 0304-202620

Thorn Measurement & Components Division

WW — 072 FOR FURTHER DETAILS

At last...

A REALLY RELIABLE IN-CIRCUIT TRANSISTOR TESTER THAT WORKS!

Previous Testers have been too easily fooled by low shunt impedances resulting in false alarms on perfectly sound transistors. Designed for fast IN-CIRCUIT testing the new DATTEST 2 tests transistors. FETs, SCRs and Triacs even when shunted by resistors as low as 20 ohms!

Automatic NPN/PNP indication, foolproof three-LED display, and unique test probes allow a very high rate of testing even by unskilled users. Very competitive price includes probes and the DATTEST 2 is available from stock. Full data sheet free on request.

ONLY £39.50 COMPLETE + 8% VAT

DATONG ELECTRONICS LIMITED
Spence Mills, Mill Lane, Bramley
Leeds LS13 3HE
Telephone: Pudsey (0532) 552461

WW — 024 FOR FURTHER DETAILS

MONOLITH

QUALITY REEL TO REEL & CASSETTE TAPE HEADS

SOME POPULAR UNIVERSAL CASSETTE TAPE HEADS	
B12-01 MONO PLAYBACK	£1.84
B12-02 MONO RECORD/PLAYBACK	£3.92
B24-01 STEREO PLAYBACK	£3.22
B24-02 STEREO RECORD/PLAYBACK	£6.50
B24-RP STEREO GLASS FERRITE REC/PLBK	£11.32
E12-09 MONO/STEREO ERASE	£1.80
B22-02 TWIN HALF TRACK RECORD/PLBK	£5.82
C44RPS02 QUAD QUARTER TRACK REC/PLBK	£9.14
C22ES02 TWIN HALF TRACK ERASE	£4.60

MAGNETIC TAPE HEADS CATALOGUE 25 PENCE
AUDIO AND HI-FI CATALOGUE (80 PAGE FULL COLOUR) 50 PENCE

MONOLITH
THE MONOLITH ELECTRONICS CO. LTD.
5/7 CHURCH ST., CREWKERNE, SOMERSET, ENGLAND. (0460) 74321

PLEASE ENCLOSE 30p P&P WITH ORDER
ALL PRICES INCLUDE VAT

8-digit universal counter-timer

STOP PRESS — £10 OFF

NOW ONLY £44.95

+ £4.40 P&P + VAT. Total £49.44



The ultimate in low cost high accuracy measurement

This amazingly versatile new module will count:

FREQUENCY	from 0.1Hz to 10MHz (150MHz with prescaler)
PERIOD	from 0.5 microseconds to 100ms (resolution of 0.1 microsecond)
TIME INTERVALS	with a 0.1 microsecond resolution
FREQUENCY RATIO	between two inputs
8-DIGIT TOTALISING	counts up to 100 million events

Full details of this and many other brand new digital display products are given in New Product Bulletin No. 3

Counter Timer £54.95 6.49

150MHz Prescaler 11.95 1.19

Mounting Bezel 3.95 0.39

Lascar Electronics Limited, Unit 1, Thomasin Road, Burnt Mills
Basildon, Essex SS13 1LH. Tel: Basildon (0268) 727383

WW — 043 FOR FURTHER DETAILS

ELECTRONIC EQUIPMENT CO. SPRINGFIELD HOUSE TYSEN STREET LONDON E8 2ND TEL. 01-249 5217 TELEX: 8953906

TANTALUM BEAD CAPACITORS

Per 100		Per 100	
3.3/3v	£6.00	15/10v	£9.50
4.7/3v	£7.00	22/10v	£11.00
6.8/3v	£8.00	15/16v	£11.00
22/3v	£9.50	0.68/20v	£5.00
1.5/6v	£5.50	3.3/20v	£7.00
3.3/6v	£6.50	3.3/25v	£7.50
4.7/6v	£7.00	6.8/25v	£9.00
6.8/6v	£8.50	3.3/35v	£7.00
3.3/10v	£7.00	6.8/35v	£11.00

POLYSTYRENE CAPACITORS
35v: 40pf, 3Kpf, 10Kpf, 15Kpf, 22Kpf, 33Kpf, 47Kpf, 100Kpf. All values £2 per 100.

63v:—100pf, 3k3pf, 4k7pf. All values £3 per 100.

160v:—51pf, 270pf, 360pf, 1k8pf, 5k6pf, 8k2pf, 10Kpf, 12Kpf, 15Kpf, 18Kpf, 22Kpf, 27Kpf.
51pf-10Kpf: £3 per 100
10Kpf-27Kpf: £3.50 per 100

630v:—12pf, 15pf, 27pf, 39pf, 56pf, 68pf, 82pf, 150pf, 180pf, 220pf, 390pf, 560pf, 680pf, 820pf, 1Kpf, 1k2pf, 1k5pf, 1k8pf, 2k2pf, 3k9pf, 5k6pf, 6k8pf, 8k2pf, 12Kpf, 15Kpf, 18Kpf, 22Kpf.
All values £3.25 per 100

POLYESTERS—RADIAL LEADS

Per 100		Per 100	
0.15/63v	£2.10	1.0/100v	£4.50
0.33/63v	£2.75	0.01/250v	£1.80
0.47/63v	£3.10	2.2/160v	£8.50
1.5/63v	£5.00	0.022/250v	£1.80

POLYESTERS—AXIAL LEADS

0.33/63v	£2.50	0.047/250v	£2.00
2.2/63v	£5.00	0.22/250v	£2.80
1.0/160v	£3.75	0.33/250v	£2.80
0.01/250v	£1.80		

Minimum order Value £5 plus V.A.T. Terms C.W.O. Please add 12½% VAT to all goods and postage except where otherwise marked. Postage rates: £5-£10 — £1, £10-£25 — 75p, £25-£50 — 50p, over £50 free. Postage for cable as indicated

Export and Trade enquiries welcome

24-hour answerphone

WW — 084 FOR FURTHER DETAILS

we wondered why....

The B.B.C., British Rail, B.A.C., Decca Acoustics, Institute of Sound and Vibration Research, I.C.L., Post Office Telecommunications, Philips Research, U.K. Atomic Energy Authority, and many Universities were among our customers.

Maybe they liked the competitive prices of our modules, or the fact that all modules have a frequency response from 20Hz to 22kHz — 0.2dB, a slew rate of 8 volts per microsecond, input sensitivity of 0dB (0.775V), a damping factor greater than 400 to 1kHz and a total harmonic distortion less than 0.055% at 1kHz.

Or could it be that they went for the reliability and the comprehensive protection circuitry. Then there's the full 2 year guarantee which accompanies our range of modules.

OR PERHAPS..... THEY JUST LIKED THE SOUND OF US!

J.P.S. ASSOCIATES
 (ASTONKILN LTD.)
 BELMONT HOUSE
 STEELE ROAD
 PARK ROYAL
 LONDON NW10 7AR
 Tel: 01-961 1274/5



BELGIUM
 Studok Elektronika
 Tiensestraat 260
 3000 Louvain, Belgium
 Tel. (016) 234854
 Contact: Mr. Leo Swinnen

ENGLAND, Midlands
 CROXFORD CUSTOM EQUIP.
 64 London Road
 Leicester
 Tel. 0533 538465
 Mr. Phil Croxford

ENGLAND, West
 SEVERNSIDE AUDIO & LTD
 29 The Promenade
 Gloucester Road
 Bristol BS7 8TZ
 Tel. 0272 41695
 Mr. Peter Hannay

ENGLAND, South
 R.E.W. AUDIO VISUAL
 126 Charing Cross Road
 London
 WC2
 Tel. 01-836 2372
 Mr. John Cowan


SCOTLAND
 ATMOSPHERE LTD & SOUND
 57 Nelson Street
 Aberdeen
 Scotland
 Tel. 0224 572905
 Mr. Keith Main

FRANCE
 MUSIQUE & SON
 1 Residence Bel-Event
 35260, Cannes, France
 Tel. (06) 89 67 77
 Mr. Yves Jamsil

J.P.S. 60 : 60 Watt.


J.P.S. 100 : 100 Watt.

J.P.S. 150 : 150 Watt.



Power supplies available to suit all modules. Send for further information on our range of pre-amplifier modules. JPS products are now stocked at the dist. ributors shown below. Further information on all products available direct from JPS Associates or via reader reply service.

All modules are made in the United Kingdom.



WW — 041 FOR FURTHER DETAILS



NRDC-AMBISONIC UHJ



SURROUND SOUND DECODER

The **first ever** kit specially produced by Integrex for this British NRDC backed surround sound system which is the result of 7 years' research by the Ambisonic team. W.W. July, Aug., '77.
 The unit is designed to decode not only UHJ but virtually all other 'quadrophonic' systems (Not CD4), including the new BBC HJ 10 input selections
 The decoder is linear throughout and does not rely on listener fatiguing logic enhancement techniques. Both 2 or 3 input signals and 4 or 6 output signals are provided in this most versatile unit. Complete with mains power supply, wooden cabinet, panel, knobs, etc.

Complete kit, including licence fee **£49.50 + VAT**
 or ready built and tested **£67.50 + VAT**

NEW S5050A STEREO AMP

50 watts rms-channel. 0.015% THD. S/N 90 dB, Mags/n 80 dB.

Tone cancel switch. 2 tape monitor switches.

Complete kit only **£63.90 + VAT.**

Wireless World DolbyTM noise reducer

Trademark of Dolby Laboratories Inc.



Featuring:

- switching for both encoding (low-level h.f. compression) and decoding
- a switchable f.m. stereo multiplex and bias filter.
- provision for decoding Dolby f.m. radio transmissions (as in USA).
- no equipment needed for alignment.
- suitability for both open-reel and cassette tape machines.
- check tape switch for encoded monitoring in three-head machines.

Typical performance

Noise reduction better than 9dB weighted.
 Clipping level 16.5dB above Dolby level (measured at 1% third harmonic content)

Harmonic distortion 0.1% at Dolby level typically 0.05% over most of band, rising to a maximum of 0.12%

Signal-to-noise ratio: 75dB (20Hz to 20kHz, signal at Dolby level) at Monitor output

Dynamic Range >90db

30mV sensitivity.

Complete Kit **PRICE: £43.90 + VAT**

Also available ready built and tested **Price £59.40 + VAT**

Calibration tapes are available for open-reel use and for cassette (specify which) **Price £2.40 VAT***

Single channel plug-in DolbyTM PROCESSOR BOARDS (92 x 87mm) with gold plated contacts are available with all components **Price £9.00 + VAT***

Single channel board with selected fet **Price £2.75 + VAT***

Gold Plated edge connector **Price £1.75 + VAT***

Selected FETs **65p** each + VAT, **110p** + VAT for two, **£2.10** + VAT for four.

Please add VAT @ 12½% unless marked thus*, when 8% applies (or current rates)

We guarantee full after-sales technical and servicing facilities on all our kits, have you checked that these services are available from other suppliers?



INTEGREX LTD.

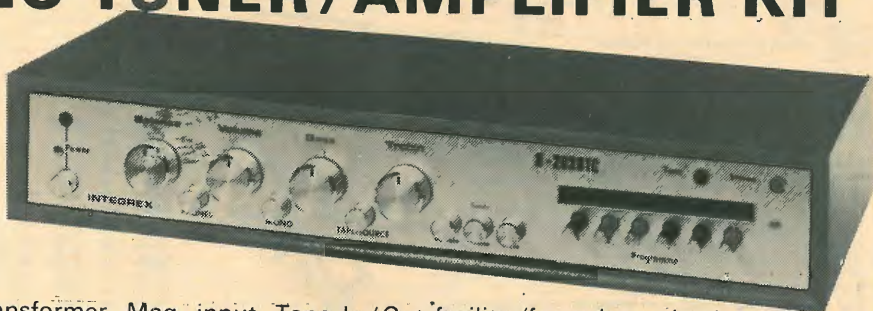
*Please send SAE for complete lists and specifications
**Portwood Industrial Estate, Church Gresley,
 Burton-on-Trent, Staffs DE11 9PT
 Burton-on-Trent (0283) 215432 Telex 377106**

INTEGREX

S-2020TA STEREO TUNER / AMPLIFIER KIT

SOLID MAHOGANY CABINET


A high-quality push-button FM Varicap Stereo Tuner combined with a 24W r.m.s. per channel Stereo Amplifier.



Brief Spec. Amplifier Low field Toroidal transformer, Mag. input, Tape In/Out facility (for noise reduction unit, etc.), THD less than 0.1% at 20W into 8 ohms. Power on/off FET transient protection. All sockets, fuses, etc., are PC mounted for ease of assembly. Tuner section uses 3302 FET module requiring no RF alignment, ceramic IF, INTERSTATION MUTE, and phase-locked IC stereo decoder. LED tuning and stereo indicators. Tuning range 88—104MHz. 30dB mono S/N @ 1.2µV. THD 0.3%. Pre-decoder 'birdy' filter. **PRICE: £59.95 + VAT**
Nelson-Jones Mk. 2 Stereo FM Tuner Kit. Price: **£69.95 + VAT.**

NELSON-JONES MK. I STEREO FM TUNER KIT

A very high performance tuner with dual gate MOSFET RF and Mixer front end, triple gang varicap tuning, and dual ceramic filter/dual IC IF amp.



Brief Spec. Tuning range 88—104MHz. 20dB mono quieting @ 0.75µV. Image rejection — 70dB. IF rejection — 85dB. THD typically 0.4%. IC stabilized PSU and LED tuning indicators. Push-button tuning and AFC unit. Choice of either mono or stereo with a choice of stereo decoders.

Compare this spec. with tuners costing twice the price.

Mono £36.40 + VAT

With ICPL Decoder £40.67 + VAT

With Portus-Haywood Decoder

£44.20 + VAT

STEREO MODULE TUNER KIT

A low-cost Stereo Tuner based on the 3302 FET RF module requiring no alignment. The IF comprises a ceramic filter and high-performance IC Variable INTERSTATION MUTE. PLL stereo decoder IC. Pre-decoder 'birdy' filter Push-button tuning

PRICE: Stereo £33.95 + VAT



Sens. 30dB S/N mono @ 1.2µV

THD typically 0.3%


Tuning range 88—104MHz

LED sig. strength and stereo indicator

S-2020A AMPLIFIER KIT

Developed in our laboratories from the highly successful "TEXAN" design. PC mounting potentiometers, switches, sockets and fuses are used for ease of assembly and to minimize wiring Power 'on/off' FET transient protection.

PRICE: £35.95 + VAT



Typ Spec. 24+24W r.m.s. into 8-ohm load at less than 0.1% THD. Mag. PU input S/N 60dB. Radio input S/N 72dB. Headphone output. Tape In/Out facility (for noise reduction unit, etc.). Toroidal mains transformer.

BASIC NELSON-JONES TUNER KIT £15.70 + VAT

PHASE-LOCKED IC DECODER KIT . . . £4.47 + VAT

BASIC MODULE TUNER KIT (stereo) £18.50 + VAT

PUSH-BUTTON UNIT £6.00 + VAT

PORTUS-HAYWOOD PHASE-LOCKED STEREO DECODER KIT

£8.80 + VAT

Largest range of quality components in the U.K. — over 8,000 types stocked

Marshall's

Head Office and Mail Order to Dept. WW
A. Marshall (London) Ltd.
Kingsgate House, Kingsgate Place
London NW6 4TK. Tel: 01-624 0805
Telex 21442

Retail Sales: London: 40-42 Cricklewood Broadway NW2 3ET. Tel. 01-452 0161/2. Also 325 Edgware Road, W2. Tel. 01-723 4242.
Glasgow: 85 West Regent Street G2 2QD. Tel. 041-332.4133. And Bristol: 108A Stokes Croft, Bristol. Tel. 0272 426801/2.

TRIACS
POWER TRIACS AT UNBEATABLE PRICES

TIC208D	400V 4A	£0.60
TIC225D	400V 8A	£0.70
TIC226D	400V 8A	£0.70
TIC238D	400V 12A	£1.00
TIC246D	400V 16A	£1.21
TIC253D	400V 20A	£1.87
TIC263D	400V 25A	£2.20

THYRISTORS

TIC44†	0.6A 30V	£0.30
TIC46†	0.6A 100V	£0.60
TIC47†	0.6A 200V	£0.60
2N5080	0.5A 25V	£0.32
2N5081	0.5A 50V	£0.33
2N5082	0.5A 100V	£0.40
2N5083	0.5A 150V	£0.43
2N5084	0.5A 200V	£0.48

See catalogue for full range.

SOLE U.K. DISTRIBUTORS FOR SIEMENS D.I.L. SWITCHES

The new dual-in-line switch of printed circuits.

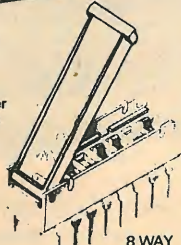
The transparent cover protects the contacts against dust.

Voltage rating 24V

Current rating p.5A

All contact parts are nickel plated and gold plated.

8 WAY D.I.L. £2.86



Over 8,000 fine items stocked. 4 branches — nationwide. As official distributors for: NATIONAL TEXAS, MULLARD, SIEMENS, SESCOSEM, VERO, AMTEX, SIFAM, ARROW HART, AND ELECTROLUBE WE HOLD THE BIGGEST STOCK SELECTION IN THE U.K.

Send for our new 1979 catalogue now — 50p inc. P&P.

* MAIL ORDER *
Quick service on all orders — please add 40p for P&P on all orders. Telephone orders on credit cards £10.00 minimum.

All prices in this advertisement inc. VAT. Single prices listed. Quantity discounts given, details on request.

NEW TELETEXT CHIPS
from Mullard — available now from Marshall's — Sole UK distributor to the hobbyist market.

SAA Service, for the reception, display and control of television based text display systems. Suitable for 'CEEFAX' and 'ORACLE' Remote Control.

SAA5090 Infrared/Ultrasonic	£3.40
SAA5010 Station selector/MS	£8.13
SAA5012 Binary logic Tuners	P.O.A.
TELETEXT (Integrated L.C.)	
SAA5020 TIC (Timing Chips)	£8.71
SAA5030 VIP (Video Input Processor)	£11.81
SAA5040 TIC (Teletext Data Acquisition and Control)	£31.82
SAA5050 TRM (Teletext Read-Only Memory)	£18.08

TIC, TAC & TRM are ROMS — VIP is linear bipolar. We recommend using DIL sockets with these chips.

TRANSISTORS
See catalogue for full range

2N1524	0.05	2N2195	.43	3N154	.50	AD143	1.45
2N1553	1.50	2N2195A	.69	3N159	1.35	AD149	2.85
2N1613	.30	2N2217	.53	3N187	1.00	AD150	3.10
2N1637	.72	2N2218	.35	2N200	2.85	AD181	1.00
2N1638	.70	2N2218A	.33	2N201	1.35	AD182	1.00
2N1711	.30	2N2219	.30	40050	1.70	AF100	.80
2N1839	.30	2N219A	.35	40061	1.20	AF109	.82
2N1830	.30	2N2220	.33	40232	.80	AF114	.70
2N1833	.30	2N2221	.25	40233	.70	AF115	.70
2N1837	.93	2N2221A	.25	40235	.65	AF116	.70
2N1974	.60	2N2222	.25	AC151	.45	AF117	.60
2N1859	.43	2N2223A	.25	AC152	.54	AF118	.70
2N1591	1.10	3N10	3.50	AC153	.50	BC113	.22
2N2068	7.00	3N33	2.25	AC158K	.50	BC114	.22
2N2102	.30	3N128	1.33	AC170K	.70	BC115	.22
2N2147	1.33	3N139	1.00	AC176	.54	BC116	.21
2N2159	1.53	3N140	1.10	AC187	.50	BC118A	.22
2N2182	.50	3N141	.83	AC187K	.63	BC117	.22
2N2193	.50	3N142	.70	AC183	.54	BC119	.22
2N2193A	.52	3N143	.60	AC183K	.65	BC118	.31
2N2194	.42	3N152	1.10	AD136	2.75	BC122	.41
2N2194A	.45	3N153	1.00	AD142	1.45	BC123	.66

CONVERT TV SET TO VDU

The new CRT control chip from Thomson CSF SFF96364. Convert your TV set into an electronic VDU — 16 lines x 64 characters — requires RAM character generator and little else for a basic VDU. Available as chip or full display card.

Full cursor control, 5 with TTL compatible, line erase, full card includes UART, Modem, Char. gen etc. COMP £17.20 FULL CARD £151

PCB MOUNTING KEYBOARD SWITCHES

Digitist is a remarkable new modular electronic switch input component for use with dual in-line packages (DIP). The linear construction in connection with standard TTL logic simulates more, costly and troublesome conductor plate sandwiched switches. Suitable for mounting on 1" matrix board.

Standard SPST SR £0.95

or with LED TYPE SR £1.05

NEW LOW PRICE "KIM" The Ready to Use Microprocessor System

Not a kit but supplied fully tested, wired and guaranteed. Expandable Memory that grows with your system not just as evaluation kit. Starting with KIM 1 at £107.95 VAT inclusive you get immediate capability which can be expanded to a complete system capable of addressing up to 65K BYTES of memory.

KIM is EXPANDABLE. Expand as you learn up to 65K.

KIM 1 — Basic board with above features assembled £107.95

KIM 2 — 8c static board with above features assembled £140.35

KIM 4 — Motherboard (sockets 8 & KIM 3) + power supply £75.55

TTL See catalogue for full range

74LS242H	£1.25	74LS375H	£0.80	SN74847H	£13.40
74LS243H	£1.25	74LS377H	£1.30	SN74847SH	£13.40
74LS244H	£1.50	74LS378H	£1.00	SN74800H	£8.17
74LS245H	£1.05	74LS379H	£1.25	SN74801H	£8.17
74LS247H	£1.00	74LS385H	£8.44	SN74828H	£8.17
74LS248H	£1.00	74LS390H	£8.90	SN74838H	£8.17
74LS249H	£1.00	74LS395H	£1.50	SN74839H	£8.15
74LS251H	£1.00	74LS399H	£1.80	SN74840H	£8.30
74LS257H	£1.00	74LS399H	£1.45	SN74847H	£8.30
74LS258H	£1.00	74LS400H	£8.90	SN74800H	£8.22
74LS259H	£1.95	74LS401H	£1.90	SN74899H	£8.22
74LS260H	£3.25	SN74800H	£8.77	SN74180H	£8.20
74LS261H	£8.44	SN74803H	£8.77	SN74170H	£8.25
74LS273H	£1.30	SN74804H	£8.94	SN74120H	£8.30
74LS275H	£3.20	SN74810H	£8.77	SN74130H	£8.30
74LS276H	£8.58	SN74810H	£8.77	SN74140H	£8.30
74LS280H	£1.05	SN74840H	£8.77	SN74160H	£8.25
74LS281H	£1.20	SN74845H	£8.77	SN74170H	£8.25
74LS282H	£3.74	SN74850H	£8.77	SN74180H	£8.25
74LS283H	£1.00	SN748112H	£1.70	SN74185H	£1.50
74LS283H	£1.00	SN748114H	£1.70	SN74185H	£10.71
74LS285H	£1.35	SN748140H	£8.77	SN74185AH	£2.10
74LS286H	£1.30	SN748157H	£2.95	SN74185H	£2.80
74LS287H	£2.95	SN748180H	£2.70	SN74190H	£8.85
74LS288H	£3.50	SN748185H	£1.61	SN74191H	£8.80
74LS289H	£1.05	SN748200H	£3.50	SN74192H	£8.80
74LS292H	£2.40	SN748201H	£3.71	SN74192H	£8.80
74LS293H	£2.70	SN748262H	£12.50	SN74199H	£8.80
74LS297H	£2.95	SN748297H	£2.95	SN74197H	£8.80
74LS340H	£1.10	SN748320H	£2.70	SN74198H	£1.25
74LS352H	£1.07	SN748329H	£1.81	SN74198H	£1.25
74LS353H	£1.07	SN748330H	£5.08	SN74200H	£8.22
74LS355H	£8.55	SN748301H	£3.71	SN74230H	£8.22
74LS366H	£8.55	SN748367H	£3.85	SN7425H	£8.22
74LS367H	£8.55	SN748470H	£3.85	SN7426H	£8.22
74LS368H	£8.55	SN748471H	£3.85	SN7427H	£8.22
74LS370H	£8.85	SN748472H	£13.40	SN7430H	£8.22
74LS374H	£8.85	SN748473H	£13.40	SN7432H	£8.22

STEREO DISC AMPLIFIER 3

A reference amplifier for disc monitoring and transfer when replay signals of the highest quality are required.

Based on the Surrey Electronics Disc Amplifier 2 and manufactured under licence this unit offers the same unmatched technical performance. Intended for situations where the ability to drive balanced lines is not required, two equalised outputs are provided enabling Line and DIN level inputs to be driven simultaneously.

To facilitate cartridge matching a wide range of independently switchable load capacitance and resistance values are provided, together with left and right 20 turn gain presets.

Price: Cash with order. UK postage and 12½% VAT inclusive £165.

Dominus P.O. Box 1
Cranleigh, Surrey
Tel. 04866 6477

For THD and IMD specifications see page 116. May issue INPUT STAGE CLIPPING LEVEL — 10dBV.7 (270mV RMS) at 1KHz + 9dBV.7 (2.4 Volts RMS) at 20KHz CLIPPING POINT, HIGH OUTPUT LOADED WITH 10KΩ + 23dBV.7 (11 Volts RMS) AT 1KHz CLIPPING POINT COMPLEMENTARY TO IEC 98-4 RECORDING CHARACTERISTIC 22Hz-20KHz. Within 1dB

TV TUBE REBUILDING

Faircrest Engineering Ltd., manufacture a comprehensive range of equipment for processing all types of picture tubes, colour and mono. Standard or custom built units for established or new businesses. We export world-wide and have an excellent spares service backed by a strong technical team.

Full training courses are individually tailored to customers' requirements.

For full details of our service contact Rodger J. Sandiford

FAIRCREST ENGINEERING LTD.
Willis Road, Croydon
CRO2XX. Tel: 01-689 8741

THE MOST COST EFFECTIVE FREQUENCY COUNTERS — NOTE PRICE REDUCTIONS

ALL COUNTERS SUBJECTED TO 500-HOUR SOAK TEST AND CRYSTAL AGEING

OFF / AIR FREQUENCY STANDARD TYPE 103 £115

10MHz, 1MHz Stability 1 part 10⁸

TYPE 102 CRYSTAL FREQUENCY Standard

10MHz, 1MHz, 100KHz Stability 5 parts 10¹⁰ £125

501 50MHz 8 Digit £165

801B/M 250MHz 8 Digit £250

Memory versions available if not suffixed M £15 extra

FREQUENCY COUNTER TYPE 8018BM

CRYSTAL OVEN STABILITY 3 PARTS 10⁹

410A 50MHz 6 Digit £150

701A 80MHz 8 Digit £180

901M 520MHz 8 Digit £325

1001M 1.2GHz 8 Digit £550

Start/Stop versions Plus £10

SUPPLIERS TO: Ministry of Defence, G.P.O., B.B.C., Government Depts., Crystal Manufacturers and Electronic Laboratories world-wide for 18 years.

RCS ELECTRONICS, 6 WOLSEY ROAD, ASHFORD, MIDDX. ASHFORD 53661

WW — 097 FOR FURTHER DETAILS

U.K. RETURN OF POST MAIL ORDER SERVICE, ALSO WORLDWIDE EXPORT SERVICE

BSR DE LUXE AUTOCHANGER

Plays 12", 10" or 7" records, Auto or Manual. A high quality unit backed by BSR reliability. Stereo Ceramic Cartridge, AC 200/250V. Size 13 1/2 x 11 1/4. 3 speeds. Above motor board 3 3/4in. Below motor board 2 1/2in. with Ceramic Stereo cartridge.

£18.00 Post £1



HEAVY METAL PLINTHS ONLY

Cut out for most BSR or Garrard decks. Silver grey finish. Model "A" Size 14 1/2 x 12 1/2 x 3in.

£3.50

Model "B" Size 16 x 13 1/4 x 3in.

£4.50

TINTED PLASTIC COVERS ONLY

Sizes: 14 1/2 x 12 1/2 x 4 1/4in. **£3.50**

15 1/4 x 13 1/4 x 4in. **£4.18** 13 1/4 x 13 1/4 x 4in. **£6.**

17 1/4 x 9 1/2 x 3 1/2in. **£3.18** 18 x 12 1/2 x 3in. **£6.**

14 1/2 x 14 1/4 x 2 1/2in. Rosewood sides **£4.**

Post £1.

BSR SINGLE PLAYER

Ideal replacement or disco deck with cueing device and stereo ceramic cartridge. 3 speeds.

Large turntable, modern design

£19.50 Post £1

BSR P182 3 speeds flared aluminium turntable "S" shape arm, cueing device, ceramic cartridge **£22.50**. Post £1.

BSR MP60/P128 Stereo Ceramic, balanced arm, cueing device. Bias compensator **£24.50**. Magnetic **£5** extra. P&P £1



GARRARD HI-FI AUTO CHANGER

Model 2025 **£14.95**

3-speed stereo cartridge. Post £1

Cueing devices



B.S.R. P163 BELT DRIVE QUALITY DECK

Manual or automatic play. Two speeds. Precision balanced arm. Slide in head, cueing device.

Bargain price

£27.50. Post £1.

Suitable magnetic cartridge **£6.50**.



ELAC HI-FI SPEAKER

8in. TWIN CONE

Large ceramic magnet. 50-16,000 c/s. Bass resonance 40 c/s.

8 ohm impedance. 10 watts. RMS. **£5.95** Post 35p

20 watt woofer bass unit only **£7.95** Post 45p



LOW VOLTAGE POWER PACK FOR MODELS

Ready made. Famous make. Will supply 10 volts D.C. at 400mA. With terminals and mains lead. **£2.50** Post 50p

VOLUME CONTROLS

5kΩ to 2MΩ. LOG or LIN.

L/S 35p. DP 60p.

Stereo L/S 85p. DP

Edge Pot 5K. SP **£1.45p.**

80 Ohm Coax

FRINGE LOW LOSS **15p** yd.

PLUGS **10p.** SOCKETS **10p.**

LINE SOCKETS **25p**

OUTLET BOXES **80p**

300 ohm FEEDER **5p** yd.

EMI 13 1/2 x 8in. LOUDSPEAKERS

With tweeter and crossover. 10 watt.

3 or 8 ohm.

Bass woofer only

8 ohm. 15 watt.

£8.95

Post 45p

£10.50

Post 65p

Bass woofer only

15 ohm. 20 watt.

£11.50

Post 75p

Suitable Bookshelf Cabinet

Teak finish. For EMI 13 x 8 speakers.

Size 16 x 11 x 8 inches approximately. **£8.50**

Post £1.00

Image of bookshelf cabinet

THE "INSTANT" BULK TAPE ERASER

Suitable for cassettes, and all sizes of tape reels. A.C. mains 200/250V. Leaflet S.A.E.

Will also demagnetise small tools

Head Demagnetiser only **£4.75**. **£5.50**

Post 50p

Image of tape eraser

RELAYS. 12V DC 95p. 6V DC 85p. 240V AC 95p.

BLANK ALUMINIUM CHASSIS. 6 x 4—**95p**; 8 x 6—**£1.40**; 10 x 7—**£1.55**; 12 x 8—**£1.70**; 14 x 9—**£1.90**; 16 x 6—**£1.85**; 16 x 10—**£2.20**. ANGLE ALI. 6 x 3/4 x 3/4in—**20p**.

ALUMINIUM PANELS. 6 x 4—**24p**; 8 x 6—**38p**; 14 x 3—**40p**; 10 x 7—**54p**; 12 x 8—**70p**; 12 x 5—**44p**; 16 x 6—**70p**; 14 x 9—**94p**; 12 x 12—**£1**; 16 x 10—**£1.16**.

PLASTIC AND ALI BOXES IN STOCK. MANY SIZES

VARICAP FM TUNER HEAD with circuit & connections. Some technical knowledge required **£4.95**.

TAG STRIP 28-way **12p**.

TAPE OSCILLATOR COIL. Valve type. **35p**.

BRIDGE RECTIFIER 200V PIV 1/2 amp **50p**. 8 amp **£2.50**.

TOGGLE SWITCHES SP 30p. DPST 40p. DPDT 50p.

MANY OTHER TOGGLES IN STOCK. Please enquire.

PICK-UP CARTRIDGES ACOS, GP91 **£2.00**. GP94 **£2.50**.

SONOTONE 9TAHC Diamond **£3.75**. V1000 Magnetic **£6.50**.

WIRE-WOUND RESISTORS 5 watt, 10 watt, 15 watt **15p**.

CASSETTE MOTOR. 6 volt **£1.00**.

CASSETTE MECHANISM. No motor **£3.00**.

RCS SOUND TO LIGHT KIT Mk. 2

Kit of parts to build a 3 channel sound to light unit 1,000 watts per channel. Suitable for home or disco. Post 35p
Easy to build. Full instructions supplied. Cabinet **£4** extra.
Will operate from 200MV to 100 watt signal.

£17

R.C.S. LOW VOLTAGE STABILISED POWER PACK KITS

All parts and instructions with Zener diode, printed circuit rectifiers and double wound mains transformer. Input 200/240V a.c. Post 45p
Output voltages available, 6 or 7.5 or 9 or 12V d.c. up to 100mA or less. Size 3 x 2 1/2 x 1 1/2in.
Please state voltage required.

£2.95

R.C.S. POWER PACK KIT

12 VOLT, 750mA. Complete with printed circuit board and assembly instructions. Post 30p
12 VOLT 300mA KIT, **£3.15**.

£3.35

RCS "MINOR" 10 watt AMPLIFIER KIT

This kit is suitable for record players, guitars, tape playback, electronic instruments or small PA systems. Two versions available: Mono, **£12.50**; Stereo, **£20**. Post 45p. Specification 10W per channel; input 100mV; size 9 1/2 x 3 x 2in. approx. SAE details. Full instructions supplied. AC mains powered. Input can be modified to suit guitar.

RCS DRILL SPEED CONTROLLER/LIGHT DIMMER KIT

Easy to build kit. Printed circuit and all parts Will control up to 480 watts AC mains Post 35p

£3.25

R.C.S. STEREO PRE-AMP KIT. All parts to build this pre-amp.

Inputs for high, medium or low imp per channel. With volume control and P.C. Board Can be ganged to make multi-way stereo mixers Post 35p

£2.95

MAINS TRANSFORMERS ALL POST 75p.

250-0-250V 70mA, 6.5V, 2A **£3.45**

250-0-250V 80mA, 6.3V 3.5A, 6.3V 1A **£4.60**

350-0-350V 80mA, 6.3V 3.5A, 6.3V 1A **£5.80**

300-0-300V 120mA, 2 x 6.3V 2A C.T., 5V 2A **£8.50**

220V 45mA, 6.3V 2A **£1.75**

HEATER TRANSFORMER. 6.3V 1/2 amp **£1.50**. 3 amp **£1.75**

GENERAL PURPOSE LOW VOLTAGE. Tapped outputs available

2 amp. 3, 4, 5, 6, 8, 9, 10, 12, 15, 18, 25 and 30V **£5.30**

1 amp. 6, 8, 10, 12, 15, 18, 20, 24, 30, 36, 40, 48, 60 **£5.30**

2 amp. 6, 8, 10, 12, 15, 18, 20, 24, 30, 36, 40, 48, 60 **£5.80**

3 amp. 6, 8, 10, 12, 15, 18, 20, 24, 30, 36, 40, 48, 60 **£11.00**

5 amp. 6, 8, 10, 12, 15, 18, 20, 24, 30, 36, 40, 48, 60 **£14.50**

12V, 100mA **£1.00**

12V, 750mA **£1.30**

10-0-10V 2amp **£2.45**

30V, 5 amp and 17V-0-17V, 2 amp **£3.45**

0, 5, 8, 10, 16V, 1/2 amp **£1.95**

9V, 3 amp **£2.75**

25-0-25V 2 amp **£3.50**

30V, 2 amp **£3.00**

30V, 1 1/2 amp **£2.75**

AUTO TRANSFORMERS. 115V to 230V or 230V to 115V 150W **£7.00**

250W **£8.00** 400W **£9.00** 500W **£10.**

FULL WAVE BRIDGE CHARGER RECTIFIERS.

6 or 12V outputs, 2 amp., **75p**. 4 amp. **£1.25**

CHARGER TRANSFORMERS: 1 1/2 amp. **£3.50**. 4 amp. **£6.50**.

12V, 1 1/2 amp Half Wave Selenium Rectifier **25p**

COMPACT SPEAKERS


Teak 4 or 8 ohm

White 4 ohm only

13 x 10 x 6in. approx.

50 to 14,000 cps. 10 watts.

£16 pair Post £1.30



EXTENSION SPEAKERS £3.95 ea.

Globe shaped cases in high gloss mouldings of red or green, are finished with chrome frontal trim and provided with screw-on rubber inset protective bases. In addition, 2 1/2 metres of strong lead already fitted with phono plug is supplied.

Full Range Quality

Frequency Response

Impedance: 8 ohms

Power Peak: 5 watts



LOW VOLTAGE ELECTROLYTICS

1, 2, 4, 5, 8, 16, 25, 30, 50, 100, 200mF 15V **10p**.

500mF 12V **15p**; 25V **20p**; 50V **30p**; 420mF/500V **£1.30**.

1000mF 12V **17p**; 25V **35p**; 50V **47p**; 100V **70p**.

2000mF 6V **25p**; 25V **42p**;

2500mF 50V **82p**; 3000mF 25V **47p**; 50V **65p**;

3900mF 100V **£1.60**. 4700mF 63V **£1.20**. 2700mF/76V **£1.75**.

5000mF 35V **85p**. 5600mF/76V **£1.75**

HIGH VOLTAGE ELECTROLYTICS

8/350V **22p** 8+8/450V **50p** 50+50/300V **50p**

16/350V **30p** 8+16/450V **50p** 32+32/450V **75p**

32/500V **75p** 16+16/450V **50p** 100+100/275V **65p**

50/350V **50p** 32+32/350V **50p** 150+150/275V **70p**

MANY OTHER ELECTROLYTICS IN STOCK

SHORT WAVE 100pf air spaced gangleable tuner, **95p**.

TRIMMERS 10pf, 30pf, 50pf, 5p, 100pf, 150pf, 15p.

CERAMIC, 1pf to 0.01mF, 5p. Silver Mica 2 to 5000pf, 5p.

PAPER 350V-0.1 7p; 0.5 13p; 1mf 150V 20p; 2mf 150V 20p; 500V-0.001 to 0.05 12p; 0.1 15p; 0.25 25p; 0.47 35p.

MICRO SWITCH SINGLE POLE CHANGEOVER 20p.

SUB-MIN MICRO SWITCH, 25p. Single pole change over.

TWIN GANG, 385 + 385pF 50p; 500pF slow motion 75p.

365 + 365 + 25 + 25pF. Slow motion drive 65p.

120pF TWIN GANG, 50p; TRANSISTOR TWIN GANG, 50p.

NEON PANEL INDICATORS 250V. Amber or red 30p.

ILLUMINATED ROCKER SWITCH. single pole. Red **65p**.

RESISTORS. 10Ω to 10M. 1/4W, 1/2W, 1W, 20% 2p; 2W, 10p.

HIGH stability. 1/2W 2% 10 ohms to 1 meg., 12p.

Ditto 5%. Preferred values 10 ohms to 1 meg., 5p.

ELECTRO MAGNETIC PENDULUM MECHANISM 95p

1.5V DC operation over 300 hours continuous on SP2 battery, fully adjustable swing and speed. Ideal displays, teaching electro magnetism or metronome, strobe, etc.

BAKER SUPERB £22

12in 25 watt Post £1.60

Quality loudspeaker, low cone resonance ensures clear reproduction of the deepest bass. Special copper drive and concentric tweeter cone. Full range reproduction with remarkable efficiency in the upper register.

Bass resonance 25 c/s

Flux Density 16,500 gauss

Useful response 20-17,000 c/s

8 or 16 ohms models



BAKER "BIG-SOUND" SPEAKERS. Post £1

'Group 25' 12 inch 30 watt **£12**

'Group 35' 12 inch 40 watt **£14**

'Group 50/15' 15 inch 75 watt **£33**

4 or 8 or 16 ohm 4 or 8 or 16 ohm 8 or 16 ohm

BAKER LOUDSPEAKER, 12 INCH, 60 WATT.

GROUP 50/12, 4 OR 8 OR 16 OHM HIGH POWER. FULL RANGE PROFESSIONAL QUALITY. RESPONSE 30-16,000 CPS. MASSIVE CERAMIC MAGNET WITH ALUMINIUM PRESENCE CENTRE DOME. Post £1.60


TEAK VENEERED HI-FI SPEAKER CABINETS

For 13x8in. or 8in. speaker **£8.50** Post £1

POWERTRAN

ELECTRONIC KITS OF DISTINCTION FROM

DE LUXE EASY TO BUILD LINSLEY-HOOD 75W AMPLIFIER



AVAILABLE AS SEPARATE PACKS
PRICES IN OUR FREE CATALOGUE

SPECIAL PRICE FOR COMPLETE KIT

£99.30 + VAT

The standard model of our kit for Mr. Linsley-Hood's 75 watt design has for a long time offered exceptional performance at a very modest cost with high quality high power ready-built units of comparable quality generally being over three times the price.

Features of the amplifier include very low distortion (less than 0.01%), 75W rms per channel power output, rumble filter, variable slope scratch filter, variable transition frequency tone controls, tape monitoring facilities and individually adjustable inputs. This model is based on 5 circuit boards which not having the controls mounted on them can, if desired, be effectively used separately in high performance audio systems not based on our metalwork.

Our new De Luxe model uses 14 boards which interconnect with gold plated contacts and are designed to have the potentiometers and switches mounted upon them. This system almost eliminates internal wiring, making installation, after their assembly, delightfully straightforward, and as each board can be easily removed in seconds from the chassis, checking and maintenance is so simple that even newcomers to electronics will be able to cope competently with the kit. Additional features of our new model are inclusion of the latest circuit improvements, generously sized heat sinks for heavy duty use, even in tropical climates, and metal oxide resistors throughout for long-term stability and reliability.

- | Pack | Price |
|---|--------|
| 1. Fibreglass printed circuit board for power amp | £1.15 |
| 2. Set of resistors, capacitors, pre-sets for power amp | £2.80 |
| 3. Set of semiconductors for power amp | £6.20 |
| 4. Pair of 2 drilled, finned heat sinks | £1.10 |
| 5. Fibreglass printed-circuit board for pre-amp | £1.90 |
| 6. Set of low noise resistors, capacitors, pre-sets for pre-amp | £4.50 |
| 7. Set of low noise, high gain semiconductors for pre-amp | £2.00 |
| 8. Set of potentiometers (including mains switch) | £3.50 |
| 9. Set of 4 push-button switches, rotary mode switch | £5.40 |
| 10. Toroidal transformer complete with magnetic screen/ housing primary: 0 117-234 V; secondaries: 33-0-33 V, 25-0-25 V | £12.95 |

- | Pack | Price |
|---|--------|
| 11. Fibreglass printed-circuit board for power supply | £0.85 |
| 12. Set of resistors, capacitors, secondary fuses, semiconductors for power supply | £4.90 |
| 13. Set of miscellaneous parts including DIN skts., mains input skt., fuse holder, interconnecting cable, control knobs | £6.70 |
| 14. Set of metalwork parts including silk screen printed fascia panel and all brackets, fixing parts, etc. | £8.20 |
| 15. Handbook | £0.75 |
| 16. High Quality Teak Veneer cabinet 18.3" x 12.7" x 3.1" | £10.70 |


2 each of packs 1-7, 1 each of packs 8-16 inclusive are required for complete stereo amplifier. Total cost of individually purchased packs £93.25

PACK PRICES FOR STANDARD KIT

Designed in response to demand for a tuner to complement the world-wide acclaimed Linsley-Hood 75W Amplifier, this kit provides the perfect match. The Wireless World (Skingley and Thompson) published original circuit has been developed further for inclusion into this outstanding slimline unit and features a pre-aligned front end module, excellent a.m. rejection and temperature compensated varicap tuning, which may be controlled either continuously or by push-button pre-selection. Frequencies are indicated by a frequency meter and sliding LED indicators, attached to each channel selector pre-set. The PLL stereo decoder incorporates active filters for "birdy" suppression and power is supplied via a toroidal transformer and integrated regulator. For long term stability metal oxide resistors are used throughout.

AVAILABLE AS SEPARATE PACKS — PRICES IN OUR FREE CATALOGUE

LINSLEY-HOOD CASSETTE DECK




SPECIAL PRICE FOR COMPLETE KIT £79.60 + VAT

STANDARD LINSLEY-HOOD 75W AMPLIFIER



SPECIAL PRICE FOR COMPLETE KIT £79.80 + VAT

WIRELESS WORLD FM TUNER



SPECIAL PRICE FOR COMPLETE KIT £70.20 + VAT

- | Pack | Price |
|--|--------|
| 1. Stereo PCB (accommodates 2 rep. amps, 2 meter, amps, bias/erase osc. relay) | £3.35 |
| 2. Stereo set of capacitors, M.D. resistors, potentiometers for above | £8.95 |
| 3. Stereo set of semiconductors for above | £7.50 |
| 4. Miniature relay with socket | £2.90 |
| 5. PCB, all components for solenoid, speed control circuits | £3.40 |
| 6. Goldring-Lenco mechanism as specified | £18.50 |
| 7. Function switch, knobs | £1.90 |
| 8. Dual VU meter with illuminating lamp | £6.95 |
| 9. Toroidal transformer with E.S. screen prim. 0-117V, 234V, Sec. 15V | £4.90 |


- | Pack | Price |
|--|--------|
| 10. Set of capacitors, rectifiers, I.C. voltage regulator P.C.B. for power supply (Powertran design) | £2.80 |
| 11. Set of miscellaneous parts, including sockets, fuse holder, fuses, interconnecting wire, etc. | £3.80 |
| 12. Set of metalwork including silk screened fascia panel, internal screen, fixing parts, etc. | £7.10 |
| 13. Construction notes | £0.50 |
| 14. High Quality Teak Veneer cabinet 18.3" x 12.7" x 3.1" | £10.70 |

One each of packs 1-14 inclusive are required for complete stereo cassette deck. Total cost of individually purchased packs £87.75


Matsushita WY 436 AZ head (optional extra) . £4.50 (free with complete kit)

Published in Wireless World (May, June, August 1976) by Mr. Linsley-Hood, this design, although straightforward and relatively low cost, nevertheless provides a very high standard of performance. To permit circuit optimization separate record and replay amplifiers are used, the latter using a discrete component front-end designed such that the noise level is below that of the tape background. Pushbutton switches are used to provide a choice of equalization time constants, a choice of bias levels and also an option of using an additional pre-amplifier for microphone use. The mechanism used is the Goldring-Lenco CRV, a unit distinguished in its robustness and ease of operation. Speed control and automatic cassette ejection are both implemented by electronic circuitry. This unit which is powered by a toroidal transformer and uses metal oxide resistors throughout offers an excellent match for the Wireless World Tuner and the Linsley-Hood 75 Watt Amplifier. Circuit changes as published in February, 1978, follow-up article are included in the kit AT NO EXTRA COST! A higher performance head (Matsushita WY 436 AZ head as recommended in the follow-up article) is offered as an optional extra but this will be automatically supplied FREE OF CHARGE with all orders for complete kits!

T20 + 20 AND T30 + 30 20W, 30W AMPLIFIERS



WWII TUNER



SPECIAL PRICE FOR COMPLETE KIT £47.70 + VAT

AVAILABLE AS SEPARATE PACKS — PRICES IN OUR FREE CATALOGUE

Following the success of our Wireless World FM Tuner Kit this cost reduced model was designed to complement the T20 + 20 and T30 + 30 amplifiers and the cabinet size, front panel format and electrical characteristics make this tuner compatible with either.

Designed by Texas engineers and described in Practical Wireless, the Texan was an immediate success. Now developed further in our laboratories to include a Toroidal transformer and additional improvements, the slimline T20 + 20 delivers 20W rms per channel of true Hi-Fi at exceptionally low cost. The easy to build design is based on a single F/Glass PCB and features all the normal facilities found on quality amplifiers including scratch and rumble filters, adaptable input selector and headphones socket. In a follow-up article in Practical Wireless further modifications were suggested and these have been incorporated into the T30 + 30. These include RF interference filters and a tape monitor facility. Power output of this model is 30W rms per channel.


SPECIAL PRICES FOR COMPLETE KITS

T20+20 KIT PRICE £33.10 + VAT

T30+30 KIT PRICE £38.40 + VAT

AVAILABLE AS SEPARATE PACKS — PRICES IN OUR FREE CATALOGUE

POWERTRAN SFMT TUNER



PRICE FOR COMPLETE KIT £35.90 + VAT

AVAILABLE AS COMPLETE KIT ONLY

This is a simple, low cost design which can be constructed easily without special alignment equipment but which still gives a first-class output suitable for feeding any of our very popular amplifiers or any other high quality audio equipment. A phase-locked-loop is used for stereo decoding and controls include switchable afc, switchable muting and push-button channel selection (adjustable by controls on the front panel). This unit matches well with the T20 + 20 and T30 + 30 amplifiers.

ASCENSION ISLAND YUGOSLAVIA UNITED STATES OF AMERICA JORDAN GREECE INDIA GUYANA PORTUGAL FALKLAND ISLANDS UNITED ARAB EMIRATES JAMAICA HOLLAND KENYA

IRENE GRENADA SAUDI ARABIA NEW ZEALAND NORWAY SINGAPORE ICELAND SWEDEN MALAYA INDONESIA BRAZIL SWITZERLAND ZAMBIA GIBRALTAR CHILE SPAIN

NEW GUINEA ISRAEL GUERNSEY CYPRUS BELGIUM UGANDA BRUNEI TRINIDAD SOUTH WEST AFRICA ITALY JAWA SIERRA LEONE WINDOWARD ISLANDS CANADA MALTA
 MUSCAT & OMAN FRANCE DENMARK GAMBIA AUSTRALIA HONG KONG NAURU GERMANY LUXEMBOURG TUNISIA NIGERIA FINLAND SOUTH AFRICA CZECHOSLOVAKIA

200+ 200 watt AMPLIFIER

As featured in *Electronics Today International*

400W rms continuous — 800W peak!
0.03% THD at FULL power!
PLUS all the following features too!

- * Each channel totally independent with its own stabilised power supply driven by custom designed TOROIDAL transformers!
- * Inherent reliability — monster heat sinks for cool running at the hottest venues — electronic open and short circuit protection!
- * Ultra low feedback (an incredible low 14dB overall!), super high slewing rate (20V/μs), 200W rms continuous to 4 ohm from EACH channel, input sensitivity 0.775V (0dB).
- * Professional quality components, sturdy 19" rack mounting chassis complete with sleeve and feet for free standing work too.
- * Easy to build — plenty of working space with ready access to all components, minimal wiring, extensive instruction suitable for both experienced constructors and newcomers to electronics.
- * Value for money — quality and performance comparable with ready-built amplifiers costing over £600!

PSI 4002 STUDIO MODEL




Cabinet size 17.2" x 6.7"

COMPLETE KIT ONLY £196.90 + VAT

**READ THE REVIEW
 IN SOUND INTERNATIONAL DEC 78!**

TRANSCENDENT 2000 SINGLE BOARD SYNTHESIZER

As featured in *Electronics Today International*



The kit includes fully finished metalwork, fully assembled solid teak cabinet, filter sweep pedal, professional quality components (all resistors either 2% metal oxide or 1/2% metal film!) and it really is complete — right down to the last nut and bolt and last piece of wire! There is even a 13A plug in the kit — you need buy absolutely no more parts before plugging in and making great music! Virtually all the components are on the one professional quality fibre glass PCB printed with component locations. All the controls mount directly on the main board, all connections to the board are made with connector plugs and construction is so simple it can be built easily in a few evenings by almost anyone capable of neat soldering! When finished you will possess a synthesizer comparable in performance and quality with ready built units selling for between £500 and £700!

**COMPLETE KIT
 ONLY
 £172.00 + VAT!**

Comprehensive handbook supplied with all complete kits! This fully describes construction and tells you how to set up your synthesizer with nothing more than a multi-meter and a pair of ears!

CHROMATHEQUE 5000 5-CHANNEL LIGHTING EFFECTS SYSTEM

This versatile system featured as a constructional article in *ELECTRONICS TODAY INTERNATIONAL* has 5 frequency channels with individual level controls on each channel. Control of the lights is comprehensive to say the least. You can run the unit as a straightforward sound-to-light or have it strobe all the lights at a speed dependent upon music level or front panel control setting or use the internal digital circuitry which produces some superb random and sequencing effects. Each channel handles up to 500W and as the kit is a single board design wiring is minimal and construction very straightforward.

Kit includes fully finished metalwork, fibreglass PCB, controls, wire, etc. — Complete right down to the last nut and bolt!

**COMPLETE KIT ONLY
 £49.50 + VAT**




MPA200 100W MIXER/AMPLIFIER

Featured as a constructional article in *Electronics Today International* the MPA 200 is an exceptionally low-priced but professionally finished general purpose, rugged, high-power amplifier which has an adaptable range of inputs such as disc, microphone, guitar, etc. There are 3 wide range tone controls and a master volume control. Mechanically the design is simplicity in the extreme with minimal wiring making construction very straightforward. Kit includes fully finished metalwork, fibreglass PCB's, controls, wire, etc. — Complete right down to the last nut and bolt!

**COMPLETE KIT ONLY
 £49.90 + VAT**

All kits also available as separate packs (e.g. P.C.B. component sets, hardware sets, etc.). Prices in **FREE CATALOGUE**.



EXPORT A SPECIALITY!

Our Export Department can readily despatch orders of any size to any country in the world. Some of the countries to which we sent kits last year are shown in this advertisement. To assist in estimating postal costs our catalogue gives the weights of all packs and kits. This will be sent free on request, by airmail, together with our "Export Postal Guide" which gives current postage prices. There is no minimum order charge. Prices the same as for U.K. customers but no Value Added Tax charged. Postage charged at actual cost plus 50p documentation and handling. Please send payment with order by Bank Draft, Postal Order, International Money Order or cheque drawn on an account in the U.K. Alternatively for orders over £500 we will accept Irrevocable Letter of Credit payable at sight in London.

**Value Added Tax not included in prices
 UK Carriage FREE**

PRICE STABILITY. Order with confidence! Irrespective of any price changes we will honour all prices in this advertisement until August 31st, 1979, if this month's advertisement is mentioned with your order. Errors and VAT rate changes excluded.

U.K. ORDERS: Subject to 12 1/2% surcharge for VAT (i.e. add 1/6 to the price). No charge is made for carriage. *Or current rate if charged.
SECURICOR DELIVERY: For this optional service (U.K. mainland only) add £2.50 (VAT inclusive) per kit.


SALES COUNTER: If you prefer to collect your kit from the factory, call at Sales Counter (at rear of factory). Open 9 a.m.-4.30 p.m. Monday-Thursdays.

QUALITY: All components are brand new first grade full specification guaranteed devices. All resistors (except where stated as metal oxide) are low noise carbon film types. All printed circuit boards are fibreglass, drilled roller tinned and supplied with circuit diagrams and construction layouts.

**FOR FURTHER INFORMATION PLEASE WRITE OR
 TELEPHONE FOR OUR FREE CATALOGUE**

POWERTRAN ELECTRONICS
 PORTWAY INDUSTRIAL ESTATE ANDOVER
 ANDOVER HANTS SP10 3NN (0264) 64455

More scope for your money.



The new Scopex 4D-10B.

The 4D-10B is a great newcomer to the Scopex range. Like all Scopex products it's extremely reliable, engineered to the highest standards and remarkably easy to use.

The fully stabilised power supply gives 3% accuracy, a significant 40% better than most and there are important new features including: -

- XY facility with fully matched sensitivities from 10mV to 50V/cm on both X and Y channels utilising CMOS integrated circuitry for extra reliability.

- Z modulation for brightening or dimming the trace.

Plus full 10MHz scan over the complete screen area.
Trace locate and TV field trigger.

Finally there's free delivery in the UK mainland
and the price - £188 excluding VAT.

That's a lot of scope for very little money.
Also available, standard rack mount model.

SCOPEX

Scopex Sales,
Pixmore Avenue, Letchworth, Herts SG6 1JJ.
Tel: (04626) 72771.

Please send me full details of the new Scopex 4D-10B.

Name

Company

Address

Tel:

WW 7/79

Celestion



**The Celestion sound...
hand-made to perfection.**

Rola Celestion Limited,
Ditton Works, Foxhall Road, Ipswich, Suffolk, England.
Tel: 0473-73131.

Send this coupon for literature or ask your dealer for a demonstration.

Name _____

Address _____

07.20.07

Rola Celestion Ltd., Ditton Works, Foxhall Road, Ipswich, Suffolk IP3 8JP.
Telephone: Ipswich (0473) 73131. Cables: Voicecoil, Ipswich. Telex: 98365-
07.20.08.

WINDSCREEN WIPER CONTROL

Vary speed of your wiper, to suit conditions. All parts and instructions to make **£3.75.**



MICRO SWITCH BARGAINS

Rated at 5 amps 250V. Ideal to make a switch panel for a calculator and for dozens of other applications. Parcel of 10 (two types) for **£1.25**



RADIO STETHOSCOPE

Easiest way to fault find, traces signal from aerial to a speaker, when signal stops you've found the fault. Use it on, Radio, TV, amplifier, anything. Kit comprises transistors and parts including probe tube and twin stetho-set **£3.95.**

MULTISPEED MOTORS

Six speeds are available 500, 800 and 1,000 r.p.m. and 7,000, 9,000 and 11,000 r.p.m. Shaft is 3/4 in. diameter and approximately 1 in. long. 230-240V. Its speed may be further controlled with the use of our Thyristor controller. Very powerful and useful motor size approx. 2 in. dia. x 5 in. long. Price **£2.50.**



6 DIGIT COUNTER

One pulse at mains voltage moves 1 digit — not resettable — real bargain @ **80p.**



MAINS BLOWER

The Torrin — quiet but powerful outlet size 2 1/2 x 1 1/4 for cooling equipment, etc. will extract of outlet is blowing outwards price **£5.50.** Other models from **£2.00.**

INDUCTION MOTORS

One illustrated is our reference MM11 made for ITT 3/4 stack 1 1/2 spindle **£2.26.** 1/2 stack model **£1.75.** 1 stack **£2.75.** 1 1/2 stack **£3.25.**



EXTRACTOR FAN

Ex-computers — made by Woods of Colchester. Ideal for fixing through panel — reasonably quiet running — very powerful 2,500 r.p.m. Choice of two sizes 5in or 6 1/4in. **£6, £8.**



MAINS RELAYS

With triple 10 amp changeover contacts — operating coil wound for 230V a.c. Chassis mounting one screw fixing. Price **£1.25.**

BURGLAR ALARM ITEMS


(Circuit free on application)

Trigger mats 24in x 18in	£2.45
13in x 10in	£1.95
Relay 24 volt	95p
9-12 volt	95p
Alarm Bell 24 volt	£7.50
9-12 volt	£2.25
Mains	on application
Reset, Switch, ordinary	45p
Secret type with key	95p
Wire — 100 metres	£1.50
24V Power unit mains operated	£5.35

MERCURY BATTERIES

Bank of 7 Mercury cells type 625 which are approx. 3/4in. diameter by 1/2in. thick in plastic tube giving a total of 10.7V.

Being in a plastic tube it is very easy to break up the battery into separate cells and use these for radio control and similar equipment. Carton of 25 batteries **£1.00.**



PP3/PP9 REPLACEMENT

Japanese made in plastic container with leads size 2in. x 1 1/2in. x 1 1/3in., this is ideal to power a calculator or radio. It has a full wave rectifier and smoothed output of 9V suitable for loading of up to 100mA. **£2.53.**



MAINS TRANSISTOR PACK

Designed to operate transistor sets and amplifiers. Adjustable output 6v., 9v., 12 volts for use to 500mA (class B working). Takes the place of any of the following batteries: PP1, PP3, PP4, PP6, PP7, PP9 and others. Kit comprises: mains transformer, rectifier, smoothing and load resistor, condensers and instructions. Real snip at only **£1.95.**



DRILL CONTROLLER

Electronically changes speed from approximately 10 revs to maximum. Full power at all speeds by finger-tip control. Kit includes all parts, case, everything and full instructions. **£3.45**

8 POWERFUL BATTERY MOTORS

For models, Meccanos, drills, remote control planes, boats, etc. **£2.**



ROTARY PUMP

Self priming, portable, fits drill or electric motor, pumps up to 200 gallons per hour depending uponrevs. Virtually uncorrodable, use to suck water, oil, petrol, fertiliser, chemicals, anything liquid. Hose connections each end. **£2.**

SHORTWAVE CRYSTAL SET

Although this uses no battery it gives really amazing results. You will receive an amazing assortment of stations over the 10, 25, 29, 31 metre bands. Kit contains chassis front panel and all the parts **£1.94** — crystal earphone **55p** including VAT and postage.



MULLARD UNILEX

A mains operated 4 + 4 stereo system. Rated one of the finest performers in the stereo field this would make a wonderful gift for almost anyone in easy-to-assemble modular form and complete with a pair of speakers this should set at about **£30** — but due to a special bulk-buy and as an incentive for you to buy this month we offer the system complete at only **£15** including VAT and postage.



HUMIDITY SWITCH

American made by Honeywell. The action of this device depends upon the dampness causing a membrane to stretch and trigger a sensitive micro-switch, quite sensitive — breathing on it for instance will switch it on. Micro 3 amp, at 250V a.c.



DELAY SWITCH

Mains operated — delay can be accurately set with pointers knob for periods of up to 2 1/2 hrs, 2 contacts suitable to switch 10 amps — second contact opens few minutes after 1st contact **£1.50.**

25A ELECTRIC PROGRAMMER

Learn in your sleep. Have radio playing and kettle boiling as you wake — switch on lights to ward off intruders — have a warm house to come home to. All these and many other things you can do if you invest in an electrical programmer. Clock by famous maker with 15 amp on/off switch. Switch-on time can be set anywhere to stay on up to 6 hours independent 60 minute memory jogger. A beautiful unit. **£4.50.**



MULLARD AUDIO AMPLIFIERS

All in module form, each ready built complete with heat sinks and connection tags, data supplied Model 1153 500mW, power, output. **£1.69.**



Model 1175 — 10 watts power output **£3.94**
Model 1172 1W, power output **£2.25**
Model EP9000 4 watt power output **£2.90.**
EP 9001 twin channel or stereo pre-amp **£2.90.**



Absolutely brand new, in fact still in the makers packing cases. The H1200 primarily is a VDU with Ascii Keyboard, but it has many features which makes it ideal for almost any application from main frame to home MPU systems. Main features are:

- ★ 1920 Characters (80 x 24 lines)
- ★ V24/RS232 Interface
- ★ Selectable Baud Rates (110-9600)
- ★ Local, Half or Full Duplex
- ★ Screen Size 12in. Diagonal
- ★ 55 Key TTY Format Keyboard
- ★ Automatic Scroll UP
- ★ Parity Error Indication
- ★ Ascii Code
- ★ Full Service Manual Available

Export and Trade enquiries welcome. Sorry our quantity price does not apply to these but we welcome trade enquiries and where possible some small discount will be given. Price for the Terminal **£350 + £24** Carriage.

SOUND TO LIGHT UNIT

Add colour or white light to your amplifier. Will operate 1, 2 or 3 lamps (maximum 450W). Unit in box all ready to work. **£9.95.**



MINI-MULTI TESTER

Amazing, deluxe pocket size precision moving coil instrument jewelled bearings — 1000 opv — mirrored scale. 11 instant ranges measure: — DC volts 10, 50, 250, 1000 AC volts 10, 50, 250, 1000 DC amps 0-1 mA and 0-100 mA Continuity and resistance 0-150K ohms. Complete with insulated probes, leads, battery, circuit diagram and instructions.

Unbelievable value only **£6.50 + 50p** post and insurance. **FREE** Amps ranges kit enable you to read DC current from 0-10 amps, directly on the 0-10 scale. It's free if you purchase quickly but if you already own a mini tester and would like one send **£1.50.**

TERMS: Cash with order — but orders under **£8** must add **50p** to offset packing, etc.

BULK ENQUIRIES INVITED. PHONE: 01-688 1833. ACCESS & BARCLAYCARD ACCEPTED

J. BULL (ELECTRICAL) LTD
(Dept. WW), 103 TAMWORTH RD., CROYDON CR9 1SG

IT'S FREE

Our monthly Advance Advertising Bargains List gives details of bargains arriving or just arrived — often bargains which sell out before our advertisement can appear — it's an interesting list and it's free — just send S.A.E. Below are a few of the Bargains still available from previous lists.

TELEPHONE ANSWERING MACHINES

We supply these machines on the understanding they are broken up or at least not used for their original purpose. The Machines are second hand but so far as we can see they are complete and quite possibly in good working order. We do not test them but guarantee to replace any part of the machine should it be missing or faulty.

THIS MONTH'S SNIP

Is a brand new two piece intercom, with 50ft. inter-connecting lead. Master station and sub station in neat cream coloured cases suitable for office or home or as a baby alarm etc. These are new stock but some we understand may need slight attention. Offered at half regular price only **£3.74.**

PORTABLE FLUORESCENT LAMP

Ideal for camping but really a must for you if you are a motorist. You never know when you need a light and unlike the average torch this lamp will illuminate the whole engine. With a lead which you can plug into the car lighter socket thus its saving internal batteries. A real bargain complete with 9in. tube ready to operate. Price **£7.99.**

SETTING UP A WEATHER STATION

We have two only professional Anemometers. Quite complete i.e. a generator with its rotating cups weather proofed for mounting on a mast, and the ma instrument which directly indicates wind speeds of up to 120 mph. Furthermore there is a facility for setting off an alarm should the wind speed reach a pre-determined level (adjustable) say 60mph. These are brand new and complete with handbook. Price **£189.**

ENAMELLED COPPER WIRE

Available on one pound reels or four ounce reels. We keep a stock of even numbered sizes but will also get odd numbered sizes to order. Price for 10, 12, 14, 16, 18 SWG **£2.20** per pound. **£2.10** per quarter pound. 30, 32, 34, 36, 38, 40, **£2.78 + 28p** per pound. **£1.28** per quarter pound. Thinner sizes also available to order price on request.

WANT A CHEAP ELECTRIC FAN?

We can offer the 3/4in. stack induction motor with a 6in. five-bladed fan, mount this on a stiff wire frame or a piece of handy angle and you will be able to keep yourself cool this summer.

WANT A MILLION RESISTORS?

These are 1/2 watt, 1 watt and 2 watt types, all neatly packed in boxes with values clearly marked. Resistors themselves are colour coded and are perfectly standard, not every value of the range is included but they are reasonably spread over and there is not an unreasonable quantity of any one value. Ideal stock for retail shop or service depot. Price **£1,000 + VAT.**

SERVICE ENGINEERS ASSORTMENT IF4 AND D5C COILS
Standard for many Jap and Hong Kong portable radios and cassettes etc. 100 assorted, price **£5.80.**

HEATING PAD

11in. x 8 1/2in., water tight 250 watt. Price **£1.16.**

HEAT AND LIGHT LAMP

500 watt tubular like a short fluorescent tube, ideal for paint drying etc. Price **£3.95 + 20p**, post and special packing **£1.25.**

RADIOBILE CAR RADIO

12 volt 1.8 M push button operation. Price **£28.12.**

CAR RADIO

L & M and with FM good quality, Far Eastern make, 12 volts. Price **£19.95.**

MAINS TRANSFORMER

30 volts 2 amp secondary upright mounting, primary and secondary wound on separate bobbins for additional safety. Price **£3.84.**

RELAY

Plug-in, 3 changeover in clear plastic case 12 volt DC or 25 volt AC (or 3 volt DC), same price.

MERCURY OPERATED SWITCH

Glass encapsulated, 15 amp with 12in. very flexible lead. Price **£1.82.**

SPECIAL MULTI-CORE CABLES

14, 0076 cores, PVC insulated and colour coded and each core with metal screen, PVC outer cover. The following types in stock: 4 core 75p, 6 core 90p, 7 core **£1.15**, 12 core **£1.50**. All per metre + VAT. Cut to any length, carriage extra if order under **£6.**

0-1 mA PANEL METER

Flush mounting and in a waterproof case made for American equipment, scale divided into zones but not numbered. Price **£2.70.**

TAPE HEAD CLEANERS

Suitable for any cassette or reel to reel machine, special fluid (isopropyl alcohol) in felt-tipped dispenser. Price **35p.**

UNISELECTOR

Base mounting Tamsa 9 pole, 12 way 50 volt operation. Price **£4.66.**

PLUG IN UNISELECTOR

Ref. No. AP 212558. Definitely a piece of precision equipment, it measures approximately 5in. high x 1 1/2in. wide x 1in. thick, plugs into a 20 pin base. Probable cost would be at least **£20** each. We only have a few. **£5.40.**

RE-DOING YOUR LIVING ROOM?

If you are thinking of making a log fire-piece, we have the fibreglass tops, which when lit up give the full log effect. Size approximately 17in. x 10 1/2in. Price **£2.35.**

PAPST MOTORS

Sometimes described as the motor with the built-in flywheel. These are used in many good quality tape recorders and in other equipment where wow and flutter has been reduced to a minimum. We have five different motors in stock, these are all physically about the same size (about 3in. dia. x 2 1/2in. deep). We quote their type numbers but we have no other technical information. Price includes the capacitor required: HSZ 20.50—4 5400 dual voltage 125/220 50Hz **£7.80 + 60p + 50p p.p.** HSZ 20.50—4 2550 110V 50/60Hz **£6.50 + 44p + 60p p.p.** KLZ 20.50—4 5400 220V 50Hz **£7.50 + 60p + 60p p.p.** KLZ 20.50—4 4250 115V 60Hz **£5.50 + 44p + 50p p.p.** KLZ 20.50—4 4680 110V 50Hz **£5.50 + 44p + 50p p.p.**

BATTERY CONDITION TESTER

Suitable for most batteries. That is zinc carbon types, mercury, manganese, nicad, silver oxide and alkaline batteries. The tester puts dummy load on the battery and the meter scale indicates the condition by settling in a zone labelled 'Raplack', 'Weak' or 'Good' etc. Complete in case, size approximately 3 1/4in. x 6 1/2in. x 2in. with leads, prods and instructions. Price **£5.95.**

TORQUE MOTORS

Elinco (USA make) ref. no. NCH3/1 1600 1/30 horse, 150V 50Hz, brand new condition. Unused spares for computers. Price **£6.95.**

TWO TRACK RECORD/PLAYBACK HEADS

For transistor circuits with separate erase head. Special offer this month **£1.08.**

CASSETTE MECHANISM

Jap made to rigid specification. These will fit many music centres and cassette players. Chassis size approx. 4 1/2in. by 5 1/2in. deep. 8V motor and tape position counter at the rear. The six levers for 'play', 'fast forward', 'rewind', 'stop', 'record', and 'eject' are all at the front, as is the auto mechanism to stop the motor when tape end is reached. These are new and unused end have stereo heads. Limited quantity, price **£15.25.**

COOKER CLOCKS

All are less knobs and glass fronts, but you will no doubt be able to take these from the clock you are replacing. Replacements for Tricity and other well known cookers, these are also suitable for other timed switching operations. All are 230/440 working, with switches rating at 25-30 amps, famous makes: — Cat. No. 5856 L, 40 amp, large clear dial size 5in. x 3 1/2in. approximately. Made by Lux Time Canada Ltd. This has a novel start and stop facility plus 60 second minute minder. Price **£2.60.** Cat. No. DDS 0663/2 made by Smiths, dial size approximately 4 1/2in. x 3in. this has the clock on the right-hand side and the stop and start switches on the left-hand side. There is no minute minder: Price **£1.62 + 12p.** Cat. No. OCU/5600/2 made by Smiths, this has a round black dial approximately 3in. diameter, the stop and start is set by a knob in the lower right corner, a knob in the upper right corner opens a red section on the dial, this red section indicates the time the oven will be on. Price **£2.70.** Cat. No. 84363, this is a 5hr timer, the control knob of which automatically winds the mechanism and starts the timer, at the end of the selected time on a warning will ring. This can be very accurately set in mins. up to 5 hours. One complete rotation of the dial is 1 hour, as you wind for the second and subsequent hours the hours are shown through a panel in the dial. This sounds a bell-like alarm but could be made to operate a micro-switch. Price **£1.62.** Cat. No. ST 82/7, as above but with black dial instead of silver. Price **£1.08.** Cat. No. ST 82/8, similar to one above but for one hour only. Price **£1.08.**

SEMICONDUCTORS

TRANSISTORS

Type	Price	Type	Price	Type	Price	Type	Price	Type	Price	Type	Price
AC107	£0.23	BC116	£0.21	BD170	£0.81	BP20	£0.41	TP2955	£0.85	2N424	£0.20
AC113	£0.20	BC116A	£0.21	BD180	£0.81	BP19/20	£0.41	TP2955	£0.85	2N425	£0.20
AC115	£0.21	BC117	£0.23	BD181	£0.80	BK225	£1.57	TP43	£0.24	2N426	£0.20
AC117	£0.32	BC118	£0.16	BD182	£0.97	BK119	£0.18	TP43	£0.24	2N427	£0.20
AC118K	£0.30	BC119	£0.27	BD183	£1.03	BK120	£0.17	TP43	£0.24	2N428	£0.20
AC121	£0.21	BC120	£0.43	BD184	£1.19	BK125	£0.17	TP43	£0.24	2N429	£0.20
AC122	£0.15	BC125	£0.19	BD185	£0.73	BK127	£0.17	TP43	£0.24	2N430	£0.20
AC125	£0.19	BC126	£0.25	BD186	£0.73	BK127	£0.17	TP43	£0.24	2N431	£0.20
AC126	£0.16	BC132	£0.20	BD187	£0.81	BK128	£0.17	TP43	£0.24	2N432	£0.20
AC127	£0.19	BC134	£0.20	BD188	£0.81	BK129	£0.17	TP43	£0.24	2N433	£0.20
AC128	£0.19	BC135	£0.17	BD189	£0.84	BK130	£0.21	TP43	£0.24	2N434	£0.20
AC128K	£0.20	BC136	£0.20	BD190	£0.84	BK131	£0.21	TP43	£0.24	2N435	£0.20
AC132	£0.21	BC137	£0.20	BD195	£0.97	BSV40	£0.31	TP43	£0.24	2N436	£0.20
AC134	£0.21	BC139	£0.35	BD196	£0.97	BSV41	£0.31	TP43	£0.24	2N437	£0.20
AC127	£0.21	BC140	£0.32	BD197	£1.03	BSV51	£0.27	TP43	£0.24	2N438	£0.20
AC141	£0.23	BC141	£0.30	BD198	£1.03	BSV95	£0.14	TP43	£0.24	2N439	£0.20
AC141K	£0.32	BC142	£0.24	BD199	£1.07	BSV96A	£0.14	TP43	£0.24	2N440	£0.20
AC142	£0.21	BC143	£0.24	BD200	£1.19	BSV96B	£0.14	TP43	£0.24	2N441	£0.20
AC142K	£0.32	BC145	£0.32	BD201	£0.86	BU105	£1.51	TP43	£0.24	2N442	£0.20
AC151	£0.21	BC147	£0.08	BD202	£0.86	BU105/02	£2.11	TP43	£0.24	2N443	£0.20
AC153	£0.23	BC148	£0.08	BD203	£0.86	BU204	£1.51	TP43	£0.24	2N444	£0.20
AC158K	£0.32	BC149	£0.08	BD204	£1.84	BU205	£1.51	TP43	£0.24	2N445	£0.20
AC154	£0.21	BC150	£0.20	BD205	£1.84	BU206	£2.05	TP43	£0.24	2N446	£0.20
AC155	£0.21	BC151	£0.25	BD206	£0.86	BU206/02	£2.43	TP43	£0.24	2N447	£0.20
AC156	£0.21	BC152	£0.23	BD207	£1.84	BU207	£0.86	TP43	£0.24	2N448	£0.20
AC157	£0.27	BC153	£0.20	BD208	£1.84	BU208	£0.86	TP43	£0.24	2N449	£0.20
AC165	£0.21	BC154	£0.21	BD209	£0.86	BU209	£0.86	TP43	£0.24	2N450	£0.20
AC166	£0.21	BC155	£0.11	BD210	£0.86	BU210	£0.86	TP43	£0.24	2N451	£0.20
AC167	£0.21	BC156	£0.11	BD211	£0.86	BU211	£0.86	TP43	£0.24	2N452	£0.20
AC168	£0.21	BC157	£0.11	BD212	£0.86	BU212	£0.86	TP43	£0.24	2N453	£0.20
AC169	£0.21	BC158	£0.11	BD213	£0.86	BU213	£0.86	TP43	£0.24	2N454	£0.20
AC170	£0.21	BC159	£0.11	BD214	£0.86	BU214	£0.86	TP43	£0.24	2N455	£0.20
AC171	£0.27	BC161	£0.41	BD215	£0.86	BU215	£0.86	TP43	£0.24	2N456	£0.20
AC176	£0.19	BC167	£0.14	BD216	£0.86	BU216	£0.86	TP43	£0.24	2N457	£0.20
AC176K	£0.26	BC168	£0.14	BD217	£0.86	BU217	£0.86	TP43	£0.24	2N458	£0.20
AC178	£0.27	BC169	£0.11	BD218	£0.86	BU218	£0.86	TP43	£0.24	2N459	£0.20
AC179	£0.27	BC169C	£0.11	BD219	£0.86	BU219	£0.86	TP43	£0.24	2N460	£0.20
AC180	£0.21	BC170	£0.10	BD220	£0.86	BU220	£0.86	TP43	£0.24	2N461	£0.20
AC180K	£0.30	BC171	£0.10	BD221	£0.86	BU221	£0.86	TP43	£0.24	2N462	£0.20
AC181	£0.21	BC172	£0.10	BD222	£0.86	BU222	£0.86	TP43	£0.24	2N463	£0.20
AC181K	£0.30	BC173	£0.10	BD223	£0.86	BU223	£0.86	TP43	£0.24	2N464	£0.20
AC187	£0.17	BC174	£0.08	BD224	£0.86	BU224	£0.86	TP43	£0.24	2N465	£0.20
AC187K	£0.30	BC175	£0.30	BD225	£0.86	BU225	£0.86	TP43	£0.24	2N466	£0.20
AC188	£0.19	BC177	£0.17	BD226	£0.86	BU226	£0.86	TP43	£0.24	2N467	£0.20
AC188K	£0.30	BC178	£0.17	BD227	£0.86	BU227	£0.86	TP43	£0.24	2N468	£0.20
AC191	£0.37	BC179	£0.17	BD228	£0.86	BU228	£0.86	TP43	£0.24	2N469	£0.20
AC191K	£0.48	BC180	£0.27	BD229	£0.86	BU229	£0.86	TP43	£0.24	2N470	£0.20
AC192	£0.37	BC181	£0.10	BD230	£0.86	BU230	£0.86	TP43	£0.24	2N471	£0.20
AC192K	£0.48	BC182	£0.10	BD231	£0.86	BU231	£0.86	TP43	£0.24	2N472	£0.20
AC193	£0.37	BC183	£0.10	BD232	£0.86	BU232	£0.86	TP43	£0.24	2N473	£0.20
AC194	£0.37	BC184	£0.10	BD233	£0.86	BU233	£0.86	TP43	£0.24	2N474	£0.20
AC195	£0.37	BC185	£0.10	BD234	£0.86	BU234	£0.86	TP43	£0.24	2N475	£0.20
AC196	£0.37	BC186	£0.10	BD235	£0.86	BU235	£0.86	TP43	£0.24	2N476	£0.20
AC197	£0.37	BC187	£0.10	BD236	£0.86	BU236	£0.86	TP43	£0.24	2N477	£0.20
AC198	£0.37	BC188	£0.10	BD237	£0.86	BU237	£0.86	TP43	£0.24	2N478	£0.20
AC199	£0.37	BC189	£0.10	BD238	£0.86	BU238	£0.86	TP43	£0.24	2N479	£0.20
AC200	£0.37	BC190	£0.10	BD239	£0.86	BU239	£0.86	TP43	£0.24	2N480	£0.20
AC201	£0.37	BC191	£0.10	BD240	£0.86	BU240	£0.86	TP43	£0.24	2N481	£0.20
AC202	£0.37	BC192	£0.10	BD241	£0.86	BU241	£0.86	TP43	£0.24	2N482	£0.20
AC203	£0.37	BC193	£0.10	BD242	£0.86	BU242	£0.86	TP43	£0.24	2N483	£0.20
AC204	£0.37	BC194	£0.10	BD243	£0.86	BU243	£0.86	TP43	£0.24	2N484	£0.20
AC205	£0.37	BC195	£0.10	BD244	£0.86	BU244	£0.86	TP43	£0.24	2N485	£0.20
AC206	£0.37	BC196	£0.10	BD245	£0.86	BU245	£0.86	TP43	£0.24	2N486	£0.20
AC207	£0.37	BC197	£0.10	BD246	£0.86	BU246	£0.86	TP43	£0.24	2N487	£0.20
AC208	£0.37	BC198	£0.10	BD247	£0.86	BU247	£0.86	TP43	£0.24	2N488	£0.20
AC209	£0.37	BC199	£0.10	BD248	£0.86	BU248	£0.86	TP43	£0.24	2N489	£0.20
AC210	£0.37	BC200	£0.10	BD249	£0.86	BU249	£0.86	TP43	£0.24	2N490	£0.20
AC211	£0.37	BC201	£0.10	BD250	£0.86	BU250	£0.86	TP43	£0.24	2N491	£0.20
AC212	£0.37	BC202	£0.10	BD251	£0.86	BU251	£0.86	TP43	£0.24	2N492	£0.20
AC213	£0.37	BC203	£0.10	BD252	£0.86	BU252	£0.86	TP43	£0.24	2N493	£0.20
AC214	£0.37	BC204	£0.10	BD253	£0.86	BU253	£0.86	TP43	£0.24	2N494	£0.20
AC215	£0.37	BC205	£0.10	BD254	£0.86	BU254	£0.86	TP43	£0.24	2N495	£0.20
AC216	£0.37	BC206	£0.10	BD255	£0.86	BU255	£0.86	TP43	£0.24	2N496	£0.20
AC217	£0.37	BC207	£0.10	BD256	£0.86	BU256	£0.86	TP43	£0.24	2N497	£0.20
AC218	£0.37	BC208	£0.10	BD257	£0.86	BU257	£0.86	TP43	£0.24	2N498	£0.20
AC219	£0.37	BC209	£0.10	BD258	£0.86	BU258	£0.86	TP43	£0.24	2N499	£0.20
AC220	£0.37	BC210	£0.10	BD259	£0.86	BU259	£0.86	TP43	£0.24	2N500	£0.20
AC221	£0.37	BC211	£0.10	BD260	£0.86	BU260	£0.86	TP43	£0.24	2N501	£0.20
AC222	£0.37	BC212	£0.10	BD261	£0.86	BU261	£0.86	TP43	£0.24	2N502	£0.20
AC223	£0.37	BC213	£0.10	BD262	£0.86	BU262	£0.86	TP43	£0.24	2N503	£0.20
AC224	£0.37	BC214	£0.10	BD263	£0.86	BU263	£0.86	TP43	£0.24	2N504	£0.20
AC225	£0.37	BC215	£0.10	BD264	£0.86	BU264	£0.86	TP43	£0.24	2N505	£0.20
AC226	£0.37	BC216	£0.10	BD265	£0.86	BU265	£0.86	TP43	£0.24	2N506	£0.20
AC227	£0.37	BC217	£0.10	BD266	£0.86	BU266	£0.86	TP43	£0.24	2N507	£0.20
AC228	£0.37	BC218	£0.10	BD267	£0.86	BU267	£0.86	TP43	£0.24	2N508	£0.20
AC229	£0.37	BC219	£0.10	BD268	£0.86	BU268	£0.86	TP43	£0.24	2N509	£0.20
AC230	£0.37	BC220	£0.10	BD269	£0.86	BU269	£0.86	TP43	£0.24	2N510	£0.20
AC231	£0.37	BC221	£0.10	BD270	£0.86	BU270	£0.86	TP43	£0.24	2N511	£0.20
AC232	£0.37	BC222	£0.10	BD271	£0.86	BU271	£0.86	TP43	£0.24	2N512	£0.20
AC233	£0.37	BC223	£0.10	BD272	£0.86	BU272	£0.86	TP43	£0.24	2N513	£0.20
AC234	£0.37	BC224	£0.10	BD273	£0.86	BU273	£0.86	TP43	£0.24	2N514	£0.20
AC235	£0.37	BC225	£0.10	BD274	£0.86	BU274	£0.86	TP43	£0.24	2N515	£0.20
AC236	£0.37	BC226	£0.10	BD275	£0.86	BU275	£0.86	TP43	£0.24	2N516	£0.20
AC237	£0.37	BC227	£0.10	BD276	£0.86	BU276	£0.86	TP43	£0.24	2N517	£0.20
AC238	£0.37	BC228	£0.10	BD277	£0.86	BU277	£0.86	TP43	£0.24	2N518	£0.20
AC239	£0.37	BC229	£0.10	BD278	£0.86	BU278	£0.86	TP43	£0.24	2N519	£0.20
AC240	£0.37	BC230	£0.10	BD279	£0.86	BU279	£0.86	TP43	£0.24	2N520	£0.20
AC241	£0.37	BC231	£0.10	BD280	£0.86	BU280	£0.86	TP43	£0.24	2N521	£0.20
AC242	£0.37	BC232	£0.10	BD281	£0.86	BU281	£0.86	TP43	£0.24	2N522	£0.20
AC243	£0.37	BC233	£0.10	BD282	£0.86	BU282	£0.86	TP43	£0.24	2N523	£0.20
AC244	£0.37	BC234	£0.10	BD283	£0.86	BU283	£0.86	TP43	£0.24	2N524	£0.20
AC245	£0.37	BC235	£0.10	BD284	£0.86						

VALVES			VALVES VAT IS INCLUDED			VALVES VAT IS INCLUDED			VALVES VAT IS INCLUDED		
	£	Minimum Order £1.00		£	Minimum Order £1.00		£	Minimum Order £1.00		£	Minimum Order £1.00
A1065	1.40	EF92	1.00	PCF801	1.05	UBL1	1.15	6AH6	0.80	6Q7G	0.90
AR8	0.70	EF95	2.95	PCF802	0.75	UBL21	0.85	6AK5	0.65	6SA7	0.65
ARP3	0.70	EF183	1.40	PCF805	2.05	UCC84	0.70	6AK8	0.45	6SG7	0.85
ATP4	0.60	EF184	1.60	PCF806	0.95	UCC85	0.95	6AL5	0.45	6SJ7	0.80
B12H	3.35	EFL200	0.75	PCF808	2.05	UCF80	0.70	6ALS	0.45	6SJ7GT	0.80
CY31	0.90	EH90	0.60	PCH200	0.90	UCH81	0.70	6ALS	0.45	6SJ7GT	0.80
DAF96	0.70	EL32	0.90	PCL81	0.70	UCL82	0.85	6AM5	1.80	6SK7	0.70
DET22	21.95	EL34	2.60	PCL82	0.75	UF41	0.90	6AM6	0.75	6SL7GT	0.85
DF96	0.70	EL37	3.00	PCL84	0.80	UF80	0.55	6AN8	0.95	6SN7GT	0.85
DK96	1.05	EL38	4.50	PCL86	0.80	UF85	0.80	6AQ5	1.45	6SQ7	0.85
DH76	0.90	EL41	0.90	PCL805/85	0.85	UL41	0.85	6AQ5W	0.95	6V6GT	0.90
DL92	0.90	EL41	1.20	PD500	3.65	UL84	0.85	6A86	0.90	6X4	0.70
DY86/87	0.65	EL82	0.70	PFL200	2.80	UM80	0.70	6A86	0.85	6X5GT	0.85
DY802	0.65	EL84	0.90	PL36	0.90	UM84	0.45	6A86	0.85	6Y82	0.85
E551	0.85	EL86	1.05	PL81	0.85	UY82	0.85	6A86	0.85	UY85	0.80
E88 CC/01	1.50	EL90	1.45	PL82	0.60	VR105/30	2.05	6A86	0.85	VR105/30	2.05
E180CC	1.50	EL91	1.80	PL83	0.80	VR150/30	1.40	6A86	0.85	Z66	1.05
E180E	0.75	EL95	0.80	PL84	0.75	X61M	1.70	6A86	0.85	Z800U	3.40
E182CC	3.95	EL504	0.70	PL504	1.60	Z66	1.05	6A86	0.85	Z801U	3.90
E476	2.25	EL802	1.70	PL508	1.50	Z900T	1.70	6A86	0.85	1A3	0.70
EABC80	0.60	EL822	0.05	PL509	3.65	1A4	0.40	6A86	0.85	1R5	0.65
EB91	0.45	EM321	0.85	PL802	3.15	1R5	0.65	6A86	0.85	1S4	0.55
EB91	0.45	EM321	0.85	PL802	3.15	1S4	0.55	6A86	0.85	1S5	0.60
EB91	0.45	EM321	0.85	PL802	3.15	1S5	0.60	6A86	0.85	1T4	0.45
EB91	0.45	EM321	0.85	PL802	3.15	1T4	0.45	6A86	0.85	1U4	1.00
EB91	0.45	EM321	0.85	PL802	3.15	1U4	1.00	6A86	0.85	1X2B	1.25
EB91	0.45	EM321	0.85	PL802	3.15	1X2B	1.25	6A86	0.85	2D21	0.65
EB91	0.45	EM321	0.85	PL802	3.15	2D21	0.65	6A86	0.85	2K25	12.40
EB91	0.45	EM321	0.85	PL802	3.15	2K25	12.40	6A86	0.85	2X2	0.90
EB91	0.45	EM321	0.85	PL802	3.15	2X2	0.90	6A86	0.85	3A4	0.70
EB91	0.45	EM321	0.85	PL802	3.15	3A4	0.70	6A86	0.85	3D6	0.50
EB91	0.45	EM321	0.85	PL802	3.15	3D6	0.50	6A86	0.85	3E29	6.20
EB91	0.45	EM321	0.85	PL802	3.15	3E29	6.20	6A86	0.85	3S4	0.60
EB91	0.45	EM321	0.85	PL802	3.15	3S4	0.60	6A86	0.85	3V4	0.95
EB91	0.45	EM321	0.85	PL802	3.15	3V4	0.95	6A86	0.85	5B/254M	8.45
EB91	0.45	EM321	0.85	PL802	3.15	5B/254M	8.45	6A86	0.85	5B/255M	8.45
EB91	0.45	EM321	0.85	PL802	3.15	5B/255M	8.45	6A86	0.85	5B/258M	8.45
EB91	0.45	EM321	0.85	PL802	3.15	5B/258M	8.45	6A86	0.85	5R4G1	1.25
EB91	0.45	EM321	0.85	PL802	3.15	5R4G1	1.25	6A86	0.85	5U4G	1.05
EB91	0.45	EM321	0.85	PL802	3.15	5U4G	1.05	6A86	0.85	6K7G	0.65
EB91	0.45	EM321	0.85	PL802	3.15	6K7G	0.65	6A86	0.85	6K8GT	0.85
EB91	0.45	EM321	0.85	PL802	3.15	6K8GT	0.85	6A86	0.85	6L6M	1.05
EB91	0.45	EM321	0.85	PL802	3.15	6L6M	1.05	6A86	0.85	6L7G	0.80
EB91	0.45	EM321	0.85	PL802	3.15	6L7G	0.80	6A86	0.85	6L8	0.70
EB91	0.45	EM321	0.85	PL802	3.15	6L8	0.70	6A86	0.85	6L20	0.70
EB91	0.45	EM321	0.85	PL802	3.15	6L20	0.70	6A86	0.85		

WE CAN ACT AS YOUR CONSULTANTS for MICRO COMPUTERS & TEST EQUIPMENT

TELLURIMETER MRA3 DISTANCE MEASURERS LOW RESISTANCE HEADPHONES TYPE CLB £1.50 40p postage. VAT 12½%.

WANTED AR 88 RECEIVERS
Phone for our exceptionally high offer.

36" AERIAL MASTS consisting of 6 sections 6" B" x 2¼" dia. Complete with all accessories to erect and instal.

FOR EXPORT ONLY
Mullard C11, High power installation, 1000W. Technical details and prices available on request.

HIGH VACUUM VARIABLE CAPACITORS — ceramic envelopes — UC 1000A/20/150=VMMHC 1000 60-1000µF, 20kv-150A RF max=27MHz.

TEST SET FT2 for testing Transceivers A40, A41, A42 and CPRC26.

UNIVERSAL WIRELESS TRAINING SET No 1 Mk 2 YA 8316 to train 32 operators simultaneously on key and phone. Complete installation consists of 3 kits packed in 3 special transit cases.

HARNES "A" & "B" CONTROL UNITS "A" "R" "J1" "J2," Microphones No 5, 6, 7 connectors, frames, carrier sets etc.

COLOMOR (ELECTRONICS LTD.)
170 Goldhawk Rd., London W.12

Tel. 01-743 0899
Open Monday to Friday 9-12.30, 1.30-5.30 p.m.

POSTAGE: £1-£2 20p; £2-£3 30p; £3-£5 40p; £5-£10 60p; over £10 free.
VIDECON TUBE TYPE P833B
English Electric — £20

SPECIAL VALVES
4CX 1000A YL 1420
4CX 5000A YL 1430
BM 25L YL 1440

VALVES AND TRANSISTORS
Telephone enquiries for valves, transistors, etc.; retail 749 3934; trade and export 743 0899.

MARCONI TEST EQUIPMENT

TF2360R. TV Transmitter Sideband Analyser.
TF455E Wave analyser. New. £135
TF1101 RC oscillators. £65
TF1099 20MHz Sweep generators
TF1041 B & C. VT Voltmeters
TF1102 Amplitude modulator. 500MHz
TF1020A Power meter. 100W, 250MHz. £85
TF1152A/1 Power meter. 25W, 500MHz. £75
TF890A/1 RF test set. £425
TF801B/3S Signal generator. £175
TF1064B/5 VHF. FM Signal generator
TF1400 Pulse generator
TF675F Pulse generator
TF1370 Wide-range RC oscillator. £125
TF2162. MF Attenuator
TF1058 UHF/SHF signal generator
TF995A/4. AM/FM signal generator
TF1066 AM/FM signal generator
MARCONI TF144H/4 Signal Generator

ADVANCE CONSTANT VOLTAGE TRANSFORMERS
Input 190-260V AC. Output constant 220 Volts. 250W. £25 (£2 carriage)

PYE RESISTANCE BOXES
5 decade resistance boxes measuring from 11.111 ohm to 0.001 ohm. £20

NICKEL CADMIUM BATTERIES
Size 'F' 6.00 A.H. £2.75 (pp. 25p)

POWER SUPPLIES


APT 10459/8. 12.5V-14.5V DC @ 5A £25
APT 10459/8. 5 Volts DC @ 5 Amps £25
APT 10459/13. 24 Volts DC @ 5 Amps £25
(Plus £1 each carriage)

BECKMAN TURNS COUNTER DIALS
Miniature type (22mm diam.). Counting up to 15 turn "Helipots". Brand new with mounting instructions. Only £2.50 each.
Wandel & Gottman Equipment
Level Meter 0.2-1600KHz
Level Oscillator 0.2-1600KHz
Level Transmitter 0.3-1350KHz
Carrier Frequency Level Meter

P. F. RALFE ELECTRONICS
10 CHAPEL STREET, LONDON, NW1
TEL: 01-723 8753

TEST EQUIPMENT

ADVANCE Q-Meter type T1 £85
GAUMONT-KALEE Flutter Meter
HEWLETT-PACKARD 302A Wave-Analyser
RACAL type 801R. 100MHz digital frequency meter
TELETYPE ASR33 now in stock
SOLARTRON 1420.2 digital voltmeter. 6 ranges to 1KV
BOONTON 80 Signal generator. 2-400MHz £105
HEWLETT-PACKARD 180A. 50MHz oscilloscope
BPL Capacitance decade (5) CD133. 100pF-1uF £45
GERTSCH Frequency meter and deviation meter 20-1000MHz
HEWLETT-PACKARD 65A Sweep oscillator £350
RADIOMETER AFM1/ Dev/Mod Meter. 3.5-320MHz £185
AIRMEC 314A Electronic Voltmeter. 300mV FSD-300V. AC/DC.
DERRITRON. Digital Wheatstone Bridge £110
MUIRHEAD K-134-A Battery op. wave analyser
WEINSHEL Power Supply Modulator M03



BRUEL & KJOER Vibration equipment 1018
BRUEL & KJOER Frequency analyser 2105
BRUEL & KJOER Microphone amplifier 2603 £195.
BRUEL & KJOER Type 3301 Automatic frequency response recorder 200Hz. £750.
MUIRHEAD-PAMETRADA D489EM Wave Analyser
TEKTRONIX 555 scope with plug-ins types CA (2 off), 21, 22
TEKTRONIX 515A Oscilloscope
TEKTRONIX 545 main frames. £210. Choice of plug-in units extra
TEKTRONIX 585A oscilloscope with '82' P.I. DC-80MHz
BRANDENBURG 2595. EHT Generator. 50KV 1mA.
DERRITRON 1KW Power Amplifier with control equipment for vibration testing, etc.
NOTICE: All the pre-owned equipment shown has been carefully tested in our workshop and reconditioned where necessary. It is sold in first-class operational condition and most items carry our three months' guarantee. Calibration and certificates can be arranged at cost. Overseas enquiries welcome. Prices quoted are subject to an additional 8% VAT.

ROHDE & SCHWARZ EQUIPMENT

HUZ Field Strength Meter. 47-225MHz.
AMF TV. Demodulator 55-90MHz.
Selective UHF v/meter, bands 4&5 USVF.
Selectomat. RF Voltmeter. USWV. BN 15221
Standard attenuator. 0-100dB, 0-300MHz. DPR.
UHF Sig. gen. type SDR 0.3-1 GHz £750
UHF Signal generator type SCH. £175
UHF Test receiver type USVD £325
POLYSKOP SWOB 1.

KROHN-HITE 10-Watt Amplifier DC-1MHz
GR Impedance Bridge type 1650A £175

MODULATION METERS

AIRMEC 210. 3-300MHz. AM/FM.
RADIOMETER AFM/1 3.5-320MHz. AM/FM.
RACAL 409 3-600 MHz. AM/FM.

'CENTAUR' INSTRUMENT COOLING FANS
Made by Rotron Holland. These are very high quality, quiet running fans, specially designed for the cooling of all types of electronic equipment. Measures 4.5 x 4.5 x 1.5in. 115VAC. 11 Watts. The list price of these is over £10 each. Also 230V. AC available. 15V. £4.50 (postage 25p). 230V £5
Finger guards for above — 50p each. Also small type Papst fans as above measuring 8 x 8 x 3.8 cms. 26 cu. ft./min. 110V only £4.00 (PP 25p). RS price for all these fans are now around £12.50 each!!!

LAMBDA 5V DC POWER SUPPLIES
Stabilised/regulated modular type power supply units giving 5 Volts 4 Amps. These units are brand new complete with instruction book. 110V mains input (50 Hz) so ONLY £10.00 each (+ £1 p&p).

MUIRHEAD DECADE OSCILLATORS Type 890A.
1Hz-110KHz in four decade ranges. Scope monitored output for high accuracy of frequency. Excellent generator.

SOUTHEAST ENGLAND'S ELECTRONICS CENTRE

MINIATURE 24 HR TIME SWITCH



- ★ Only 2" square
- ★ Up to 32 on-offs
- ★ 16 amp contacts
- ★ Plug-in carrier

This amazing time switch enables the programming of up to 32 on-offs in a 24 hour period. This is achieved by inserting triggers into the dial in the appropriate time positions. Plug in carrier for easy time setting and 16 amp contacts make it suitable for most switching applications. Supplied brand new with fixing screws and 1 set on-off triggers.

£7.50

Additional sets of triggers £1 per set.

OPEN MONDAY-SATURDAY 9am-5.30pm

OPTO SMASH!

TIL 302/MAN 7 7 segment LED readout common anode direct drive (via resistors) from 7447 £1.10 each
TIL 119/OC72 Darlingon opto isolator 3 for £1.00.
SAVE THAT SPACE! THICK FILM RESISTOR NETWORK 7x100Ω resistor in DIL pack. Ideal for use with 7 seg. displays etc. 4 for £1.00.
TIL305 0.3" 7 x 5 matrix LED alphanumeric readouts £4.75 each.
PHOTO TRANSISTOR Fairchild FPT-100 NPN silicon 30v 25ma. 4 for £1.00.

DISPLAY I.C. AND TRANSISTOR BARGAINS NEVER CHEAPER

All I.C.'s and Transistors by well known manufacturers and fully guaranteed. No fall outs. Comprehensive data on I.C.'s 12p per type.
2N4351 N channel MOS FET, 95p each £1.50 per pair.
HIGH VOLTAGE NPN POWER SWITCHING transistors BVcbo 600v BVcbo 500v 8Vbeo 5v 1c 5 amps Pc 125 watts HFE 60 typ ft 2.5 mhz ideal invertors, etc. TO3 £1.50 each 4 for £5.00.
BF258 NPN 250v @ 200 ma 40p each 3 for £1.00.
A.E.I. power TRIACS 10 amp 400v ready mounted on 2 1/2" x 2 1/2" heatsink 95p each 4 for £3.50.
I.R. BS801 2.5 amp 100v bridge rec. P.C. mount long leads. 30p each 4 for £1.00.
IN4998 4 amp 100v P.C. mount diodes Long leads 12p each 10 for £1.00.
LM309K + 5v 1.2amp regulator £1.00 each 6 for £5.00.
E.C.C. 1.6 amp 400v triacs 35p each 4 for £1.00.
2N1671B unijunction 450mw 30v 45p each 3 for £1.00.
IN4004-SD4 1 amp 400v diodes 6p each 20 for £1.00.
I.R. 10 AMP BRIDGE RECS. 200 volt working. £1.00 each.

ULTRA 0.1" EDGE CONNECTORS. Open ended, easily cut, 39 way double sided 75p each. 78 way single sided £1.50 each.
PLESSEY EDGE STACKABLE DECADE SWITCHES Gold plated contacts, dimensions 2x 2x 3/8" 80p each 8 for £5.00.

AMPHENOL 50Ω BNC socket single hole fixing 45p each
C90 Audio Cassettes screw type construction 40p each 3 for £1.00.
Scotch 215 Long Play Tape Brand new 1/2" low noise on 1200 5 1/2" spools £1.50 each 4 for £5.00 + P.P. 45p.
1000 Watt fully shrouded auto transformers term. block connections £13.75 + P.P. £2.25.
Bulbs 24v 14 watt white frosted S.B.C. 8 for £1.00.
S.B.C. Bulb Holders All steel cad. plated panel mount easily fixed via nut and round hole. Ideal disco displays, scoreboards etc. 4 for £1.00.
Xtal filters S.E.1. OC11211/B miniature low insertion loss. P.C. mount. C.F. 10.7 mhz with B.W. of 7.5 khz. 2000 Ω imp. in-out Brand new at £7.50.
Heavy Duty Flat Insulated Earth Braid 80-100 amp braided tinned copper in heavy clear P.V.C. sheath 40p per metre £5.00 for 15 metres P.P. 8p per metre.
BULGIN miniature 6 way male chassis mount socket and matching shrouded free plug. 60p each 2 for £1.00.
Red L.E.D.'s full spec. 0.2" 12p each 10 for £1.00.
Dynamic Stick Mics 600 Ω with built in on/off switch complete with lead and min. jack plug £1.00 each
TO5 HEATSINKS "Thermalov" black anodised press on aluminium finned type. 15p each 10 for £1.00.

MANY HUNDREDS OF TRANSFORMERS IN STOCK - SEND SAE FOR LIST

HAZELTINE H1200 VDUs
Brand new, only £350 + VAT + Car.
See page 111 in this issue

Collection saves cost of postage but if collecting please telephone to check availability.
We are always interested in buying P.C.B.'s surplus components, test equipment, valves, etc. Phone for details.



LOGIC STATE TESTER

Yet another tremendous buy, this surplus P.C.B. consists of 12 in line LED's mounted on a board 10" x 3 1/2". 7 CMOS IC's transistor and resistor arrays are wired as a superb "Logic State Tester". It will accept, store and display a serial data word of up to 12 bits wide. We have obtained the circuit and can offer this complete with applications guide for only.

£4.25

HOW TO GET HERE
Victoria or London Bridge to East or West Croydon. 1 minute from West Croydon Bus and Rail Stations. 25 minutes Gatwick Airport.

TEST EQUIPMENT

OSCILLOSCOPES

Tektronix 545A double beam DC - 25MHz fast risetime complete with C.A. plug in £195.00
Marconi TF1330 dual input DC - 15MHz IV/CM £125.00
Solarron CD1400 double beam DC to 15MHz £125.00
Hewlett-Packard 185B double beam 100MHz sampling, complete with probes £240.00
Solarron CD688 single beam £55.00
Many other scopes ex-stock from £25.00

SIGNAL GENERATORS

Marconi TF867 15KHZ-30MHZ £80.00
Marconi TF801B /3/5 12-485MHZ £140.00
Marconi TF995A/5 FM-AM 1.5MHZ-220MHZ £185.00
R8S SLSV BN 41002 25-480MHZ £160.00
R8S Sweep Generator 50KHZ-12MHZ £225
R8S SMLM BN4105 power sig. gen. 30-310MHZ £140

MISCELLANEOUS

R8S BN1523 UHF test receiver £200
R8S BN1523 Selective Microvoltmeter 10KHZ-30MHZ £175.00
Marconi TF1020A/IX 50Ω wattmeter, dual range, 0-50, 80-106 watts £45.00
All test equipment + carriage and V.A.T.

MULLARD - PLESSEY - MALLORY HY-GRADE SMOOTHING CAPS

1500 mF 100v	50p*
3300 mF 63v	60p*
4500 mF 25v	60p
10,000 mF 15v	90p†
87,000 mF 7v	1.25p†

*Ex-equipment tested † + P.P. 40p

SEMICONDUCTOR 'GRAB BAGS'

Amazing value mixed semiconductors, include transistors, digital, linear I.C.'s, triacs, diodes, bridge recs. etc. All devices guaranteed brand new, full spec. with manufacturers markings, fully guaranteed. 50 + BAGS £2.75 100 + BAGS £4.95

MUFFIN FANS

ideal equipment cooling etc. tested, ex-equipment.
240v 50-80 HZ £5.75 + p.p. 40p
110v 50-80 HZ £4.75 + p.p. 40p

ELECTRONIC COMPONENTS & EQUIPMENT **66%** DISCOUNT

Due to our massive bulk purchasing programme which enables us to bring you the best possible bargains, we have thousands of I.C.'s Transistors, Relays, Cap's., P.C.B.'s, Sub-assemblies, Switches, etc. etc. surplus to our requirements. Because we don't have sufficient stocks of any one item to include in our ads., we are packing all these items into the "BARGAIN PARCEL OF A LIFETIME" Thousands of components at giveaway prices! Guaranteed to be worth at least 3 times what you pay plus we always include something from our ads. for unbeatable value!! Sold by weight
7lb £ 4-75 14lb £ 7-50
28lb £12-75 56lb £21-00
PLEASE ADD P + P £1.00

ISOLATED 240v 4 AMP & 10 AMP SOLID STATE RELAYS

Interface your MPU etc., with the outside world made by the famous "Astralux" Co. They consist of a miniature plastic module with mounting holes containing a reed relay for isolation, choke and triac. 12-20 volts D.C. at a few milliamperes enable on/off control of A.C. loads up to 10 amp! The 10 amp version should be mounted on a heatsink. 100's of uses including power control, lighting, etc. etc. Dimensions: 4 amp, 1 1/2" x 1" x 1 1/2", 10 amp, 1 1/2" x 1 1/2" x 1 1/2".
4 amp £1.35 10 amp £1.89 complete with circuit

M.P.U. CORNER

RENUMBER "BASIC"† instantly renumbers basic programmes including statements such as GOTO & GOSUB. A must for real programmers. £14.95.
MAILING LIST†† allows saving of an unlimited number of names, addresses and order details etc. Outputs to printer for envelope addressing, etc. Full search and edit facilities. £24.95.
TEXT EDITOR/WORD PROCESSOR† graphics full cursor movement, auto repeat, KB Fix, insert, delete, edit, save to tape, output to printer etc. Invaluable for text assembly. £14.95.
MICROCHESS† full graphics, playing it has to be seen to be believed. £14.95.
MONITOR 3† in our opinion one of the most useful programmes we have ever used, allows byte by byte examination of TRS 80 memory in either Hex, Ascii, or Zilog Mnemonics, relocates, moves, dumps, saves programmes to tape, etc. Combine all these with other facilities such as search for a byte, verify, hex arithmetic, write and edit into memory and you won't ever turn your machine off! Undoubtedly better than any competitive programme. Includes 30 page manual. £24.95.
†16k level 11 ††16k + DISK *4 level 1 & 2. All programmes supplied on cassettes.

HARDWARE

TRS 80 Memory Upgrade Kit
No soldering, full instructions. 16K. £108. 48K. £205.
Recal C10 Supergrade cassettes, including library cases. 2 for £1.26 (+ p.p. 25p). 10 for £5.00 (+ p.p. 75p). Labels 20 for £1.00.
Verbatim Soft Sector Mini Disks £3.50 each (+ p.p. 30p). 10 for £30 inc. (+ p.p. 75p).
Cassette and Disk Bulk Erasers, just plug into mains and completely clear your tapes and disks for further use. £7.95 + p.p. 90p.

POWER SUPPLY UNITS

5 VOLT 2.5 AMP T.T.L. P.S.U.
Made by T.T.L. this compact ex computer systems unit features a 10 amp transformer with D.C. outputs of 5 volts @ 2.5 amps and 7.5 volts @ 5 amps. The 5 volt output is fully regulated and smoothed and has electronic current limiting. May be easily moded for 5 volts @ 7.8 amps, believed working but untested.
Complete with circuit **£7.25** p.p. £1-50

KEYBOARD



A special bulk purchase enables us to offer the above Keyboard at a lowest ever price. 49 coded keys encoded into a direct TTL compatible 7 bit output. Features such as delayed strobe, 5 volt D.C. single rail operation and rollover protection make this an absolute must for the MPU constructor! Supplied complete with connection diagram and edge connector, at a secondhand price of only **£18.50** P.P. £1-50

INTEL 4004 4 BIT MICROPROCESSOR
★ 46 instructions ★ 16 pin package
£3.75
complete with full data


HIGH EFFICIENCY SMITHS RADIAL BLOWERS

Are your hot parts sweltering? Then keep them cool with our high efficiency radial snail type blowers. Made by Smiths, designed for continuous use in expensive electronic equipment very powerful and quiet, gives massive air flow to prolong component life and reliability. Easily mounted, air aperture 2 1/2" x 3". Ideal liners etc.
Please state 240v or 110v operation. 50hz only.
£4.25 P.P. £1-10

ELECTRONICS

103 Tamworth Road Croydon CR9 1SG 01-688 1833
MAIL ORDER INFORMATION:
Unless otherwise stated all prices inclusive of VAT. Cash with order. Minimum order value £1.00. Postage quoted for UK only, where post and packing not indicated please add 30p per order. Bona Fide account orders minimum £10.00. Export and trade enquiries welcome. Orders despatched same day where possible. Access and Barclaycard welcome.

MAINS INTERCOM



NO BATTERIES NO WIRES
The modern way of instant 2-way communications. Supplied with 3-core wire. Just plug into power socket. Ready for use. Crystal clear communications from room to room. Range 1/2-mile on the same mains phase. On/off switch. Volume control. Useful as inter-office intercom between office and warehouse in surgery and in homes. P. & P. 99p.

ONLY **£32.99** PER PAIR + VAT £4 13

NEW! AMERICAN TYPE CRADLE TELEPHONE AMPLIFIER



ONLY **£17.95** + V.A.T. 8% £1.44

10-day price refund guarantee on all items.
WEST LONDON DIRECT SUPPLIES (W/W), 169 KENSINGTON HIGH STREET LONDON, W8 6SN 01-837 5548

Latest improved transistorised Telephone Amplifier with detached plug-in speaker. Placing the receiver on to the cradle activates a switch for immediate two-way conversation without holding the handset. Many people can listen at a time. Increases efficiency in the office, shop and surgery. Perfect for "conference" calls, leaves the user's hands free to make notes, consult files. No long waiting, saves time with long-distance calls. On/off switch, volume control. Conversation recording model at £19.95 + VAT £1.60. P. & P. 90p.

MAIL ORDER PROTECTION SCHEME (Limited Liability)

If you order from mail order advertisers in this magazine, except for classified advertisements, and pay by post in advance of delivery, Wireless World will consider you for compensation if the advertiser should become insolvent or bankrupt, provided

1. You have not received the goods or had your money returned; and
2. You write to the publisher of Wireless World explaining the position not earlier than 28 days from the day you sent your order and not later than 2 months from that day.

Please do not wait until the last moment to inform us. When you write, we will tell you how to make your claim and what evidence of payment is required.

We guarantee to meet claims from readers made in accordance with the above procedure as soon as possible after the advertiser has been declared bankrupt or insolvent up to a limit of £3,550 per annum for any one advertiser so affected and up to £10,000 per annum in respect of all insolvent advertisers. Claims may be paid for higher amounts, or when the above procedure has not been complied with, at the discretion of Wireless World; but we do not guarantee to do so in view of the need to set some limit to this commitment and to learn quickly of readers' difficulties.

This guarantee covers only advance payments sent in direct response to an advertisement in this magazine (not, for example, payments made in response to catalogues, etc., received as a result of answering such advertisements. Personal advertisements are excluded.

Design, manufacture & installation

Audix Limited
Station Road, Wenden
Saffron Walden
Essex CB11 4LG

Tel: Saffron Walden (0799) 40888
Telex: 817444



Sound & Communications systems

Please send me details

- | | |
|---|---|
| <input type="checkbox"/> Sound reinforcement/public address equipment | <input type="checkbox"/> Intercom systems, commercial & industrial |
| <input type="checkbox"/> Theatre sound equipment | <input type="checkbox"/> Hotel entertainment systems |
| <input type="checkbox"/> Hospital distribution and nurse call systems | <input type="checkbox"/> Simultaneous interpretation and conference systems |

Name _____

Address _____

WW - 096 FOR FURTHER DETAILS

Z & I AERO SERVICES LTD.
Head Office: 44a WESTBOURNE GROVE, LONDON W2 5SF
Tel. 727 5641 Telex 261306

RETAIL SHOP
85 TOTTENHAM COURT ROAD, W. 1
Tel. 580-8403

SPECIAL OFFER OF BRAND NEW USSR MADE MULTIMETERS



TYPE	U4313	U4315
Sensitivity D.C.	20,000 o.p.v.	20,000 o.p.v.
Sensitivity A.C.	2,000 o.p.v.	2,000 o.p.v.
D.C. Current	60µA-1.5A	50µA-2.5A
A.C. Current	0.6mA-1.5A	0.5mA-2.5A
D.C. Volts	75mV-600V	75mV-1000V
A.C. Volts	15V-600V	1V-1000V
Resistance	1K-1M	300Ω-500kΩ
Capacity	0.5µF	0.5µF
Accuracy	1.5% D.C. 2.5% A.C.	2.5% D.C. 4% A.C.

Price complete with pressed steel carrying case and test leads
Packing and postage

£10.50 **£10.50**
£1.50 **£1.50**



TYPE U4324

D.C. Current:	0.06-0.6-6-60-600mA-3A
A.C. Current:	0.3-3-30-300mA-3A
D.C. Voltage:	0.6-1.2-3-12-30-60-120-600-1200V
A.C. Voltage:	3-6-15-60-150-300-600-900V
Resistance:	500Ω-5-50-500kΩ
Accuracy:	D.C. 2.5% A.C. 4% (of F.S.D.)

PRICE complete with test leads and fibreboard storage case **£9.50**
Packing and postage **£1.20**

TYPE U4323 COMBINED WITH SPOT FREQUENCY OSCILLATOR



Sensitivity:	20,000Ω/V
Voltage ranges:	2.5-1000V A.C./D.C.
Current ranges:	0.05-500mA D.C. only
Resistance:	5Ω-1MΩ
Accuracy:	5% F.S.D.
Oscillator output:	1kHz 50/50 squarewave 465KHz sinewave modulated by 1KHz squarewave

PRICE, in carrying case, complete with leads and manual **£8.00**
Packing and postage **£1.00**

TYPE U4341 COMBINED MULTIMETER AND TRANSISTOR TESTER



Sensitivity:	16,700Ω/V D.C., 3,300Ω/V A.C.
Current:	0.06-0.6-6-60-600mA D.C., 0.3-3-30-300mA A.C.
Voltage:	0.3-1.5-6-30-60-150-300-900V D.C. 1.5-7.5-30-150-300-750V A.C.
Resistance:	2-20-200kΩ-2MΩ
Transistors:	Collector cut-off current 60µA max D.C. current gain 10.350 in two ranges

PRICE, complete with steel carrying case, test lead, battery and instruction manual **£9.50**
Packing and Postage **£1.50**

THIS OFFER IS VALID ONLY FOR ORDERS ACCOMPANIED BY REMITTANCE WHICH SHOULD INCLUDE DELIVERY CHARGES AS INDICATED AND 8% V.A.T. ON THE TOTAL.


OUR 1978 CATALOGUE/PRICE LIST OF VALVES, SEMICONDUCTORS, PASSIVE COMPONENTS AND TEST EQUIPMENT IS AVAILABLE. PLEASE SEND P.O. for £0.30 FOR YOUR COPY

WW - 059 FOR FURTHER DETAILS

DPS-1

Introducing the DPS-1 the full IEEE S100 bus computer system from Ithaca Intersystems — the S100 experts.

FOR EDUCATION, INDUSTRY, RESEARCH and all professional uses, including hardware and software development, low cost OEM systems, teaching applications etc.



A MINI COMPUTER using MICRO technology at a ridiculous MICRO price!! The front panel with a backplane and power supply accepts S100 bus boards from many manufacturers.

Just look at these professional features!

- ★ FRONT PANEL (we won't ask you to debug our hardware, but we will give you the tools to debug yours!). Includes breakpoints, write or jump to any location, single or slow step (0.1 to 1000 IPS), stop on any data byte or address, scope trigger on breakpoint, repeat instruction (e.g. NOP's) and many other hardware diagnostic facilities.
- ★ 25 Amp power supplies (all rails separately fused)
- ★ 20 slot IEEE S100 motherboard
- ★ Full 16 data bit, 24 bit address lines as per IEEE (1979) S100 specification
- ★ Will run 16 bit micro S100 boards when available (e.g. Z8000 and 8086)
- ★ Suitable for 6800, 6502, 8080, 8085, Z80, Z80A etc.

The DPS-1 comes as a mainframe with front panel, motherboard and power supply. The system is truly modular allowing the user to build up the system he requires in his own time.

S100 boards from a number of manufacturers will plug into the DPS1 IEEE S100 bus.

Just add S100 Memory Boards — S100 cpu board — S100 disk controller boards — S100 I/O boards — S100 video and/or graphics boards — S100 EPROM boards — S100 disk boards etc.

All Ithaca Intersystems OEM products including K2 disk operating system and PASCALIZ on 8" floppy drives will run in the DPS-1.


DPS-1 with S100 Z80 cpu board **£695**
 DPS-1 less S100 Z80 cpu board **£645**

OEM S100 boards from the experts!

	bare board	Assembled and tested
8K Static RAM board	£18.75	£123.75
Z80 cpu board (2MHZ)	£26.25	£131.25
Z80 cpu board (4MHZ)	£26.25	£153.75
2708/2716 EPROM board	£18.75	£63.75
Prototype board	£18.75	—
Video display board (64x16, 128U/L Ascii)	£18.75	£108.75

New products from Ithaca audio!

High density graphics (1024 x 512 points)	T.B.A.	T.B.A.
Disk controller (up to 4 single or double sided drives)	£26.25	£131.25
I/O board (serial and parallel outputs)	T.B.A.	T.B.A.
S100 front panel (as used in DPS1)	—	£245.00



Over 15,000 boards delivered worldwide

InterSystems

Software for your S100 system

K2 operating system

8" disk based operating system — distributed on Shugat compatible 8" floppy disk ★ TED—52 command text editor with Macros. ★ PIP—File and directory handler. ★ ASMBLE—full Z80 2 pass assembler. ★ HDT—Hex debug tool. ★ QCI—Utility overlay/command decoder. ★ SYSGEN—System builder. ★ COPY—disk to disk file copier. ★ DUP—disk duplicator. **£56.25**

PASCAL/Z The new language for Micros £131.25

Runs under K2 operating system.
 ★ Compiler that produces direct assembler code — NO NEED for slow run time P-code interpreter. ★ Comes complete with Macro assembler. ★ Produces binary object modules — small and fast.
 ★ Modules are re-entrant and can be put into ROM. ★ IMBED, TRACE and ERROR debug facilities.




ASMBLE/Z Z80 Macro assembler £37.50

★ Full 2 pass Macro Assembler. ★ IF and ELSE — 255 nesting levels. ★ Produces macro symbol table. ★ Relative jumps.

UP-GRADE KITS


Trying to add computer memory is not much fun if you dont get everything you need.

with concise step by step directions and diagrams. And if a personality jumper is required, it's premade.



Receiving unprogrammed jumpers and having to program them yourself is not much better. Most important, that's the place where the problems are introduced. So Ithaca Audio's better idea is the Simple Up-Grade. Each Simple Up-Grade is specially designed to make adding memory foolproof. We include all the parts you'll need; 8 prime, tested 16K RAMs, along

The TRS-80* memory expansion was our first Simple Up-Grade. Now there are two more — for owners of Apple II** and Exidy Sorcerer*** computers. Each kit is 100% guaranteed — if a part ever fails, we replace it FREE. Your Ithaca Audio dealer has them in stock, only £99. Now you can afford to add high quality, high density memory to your system for remarkably little — far less than you would expect to pay from Radio Shack, Apple, or Exidy directly. These Simple Up-Grades are Ithaca Audio's first step in adding more capability and reliability to your computer at lower cost. Other Up-Grades are on the way to your dealer now.



*TRS-80 is a registered trademark of Tandy Corp.
 **Apple II is a registered trademark of Apple Computer, Inc.
 ***Sorcerer is a registered trademark of Exidy, Inc.

CONTACT THESE DEALERS

All prices quoted are exclusive of VAT.

NEWBEAR COMPUTING STORE — Telephone: Newbury (0635) 30505 AIRAMCO — Telephone: 0294 57755 Telex: 779808
 SIRTON PRODUCTS — Telephone: 01-660 5617 COMPSHOP LTD — Telephone: 01-441 2922 Telex: 298755

ITHACA **InterSystems**

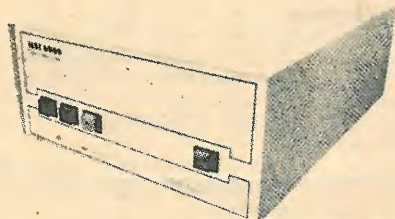
(formerly ITHACA AUDIO of New York)

UK & EUROPEAN DEALER ENQUIRIES INVITED — CONTACT EUROPEAN SALES HEADQUARTERS

58 Crouch Hall Road, London N8 8HG. UK. Telephone: 01-341 2447 Telex: 299568



PORTLAND HOUSE, COPPICE SIDE, BROWNHILLS



MSI 6800
with 8K Ram.
KIT £375



SYSTEM ONE
16K Ram Single Mini Floppy
Keyboard & 9" Monitor
£1289.50

FD8 FLOPPY DISC £935. BFD68 MINI FLOPPY £522
SOROC 1Q120 TERMINAL £699 ASS.
CASSETTE INTERFACE KIT £18.95

Send S.A.E. for full brochure

STRUMECH ENG. ELECTRONICS DIV. BROWNHILLS 4321

SOLE U.K. DISTRIBUTOR FOR MSI & SMOKE SIGNAL BROADCASTING

WW — 107 FOR FURTHER DETAILS

★ TELETEXT DECODERS

Including CATRONICS
ULTRASONIC REMOTE CONTROL
for the W.W. DECODER

Kits and PCBs are now available for the Ultrasonic Remote Control unit as described in recent issues of W.W. Kit includes plated-through hole "Board 5", RX and TX PCBs, all components and installation instructions.

Price only **£67.85 + VAT + Post = £75.00 total**
Character Rounding "Board 4" Kit **£25.75 total**
New Facilities "Board 3" Kit for **£37.45 total**

Catronics main kits contain all the printed circuit boards and components necessary to build the complete decoder.



A reprint of the series of articles is available at £1.95 + large 18 1/2p SAE (included free in complete kit).

Prices are for the Version with TEXAS X887 INCLUDING VAT.

Also **PLATED THROUGH** hole PCB at additional cost of £27.00

FULL FAULT-FINDING AND REPAIR SERVICE AVAILABLE
COMPONENTS ALSO AVAILABLE SEPARATELY — SAE for price list
READY BUILT AND TESTED DECODERS — £241.87 + £5 carriage
DE LUXE VERSION WITH NEW FACILITIES — £292.50 + £5 carriage

FULL SPEC. PROFESSIONAL TELETEXT DECODER

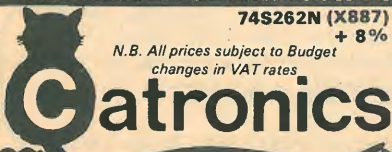
We are now agents for V.G. Electronics Ltd., and can offer their model VGE 1022 (as supplied to broadcasting authorities, etc.) at the

SPECIALY REDUCED PRICE OF £205 + VAT = £230

CHARACTER GENERATOR AND MEMORY I.C.S.

74S262N (X887) **£12.95; 2102/2602, £1.11 + 8% VAT + 30p P&P**

N.B. All prices subject to Budget changes in VAT rates



CATRONICS LTD.
(Dept. 927)
Communications House
20 WALLINGTON SQUARE
WALLINGTON, SURREY
Telephone: 01-669 6700

WW — 927 FOR FURTHER DETAILS

LINEAR	LM380 60p	SN76013ND 125p	TBA700 180p
AY38500 450p	LM381N 90p	TBA720Q 225p	
CA3039 70p	LM382 90p	TBA750Q 200p	
CA3046 60p	LM391 180p	TBA800 80p	
CA3060 225p	LM555 25p	TBA810 100p	
CA3065 200p	LM709C 40p	TBA820 100p	
CA3076 250p	LM710T05 60p	TBA920Q 280p	
CA3080 75p	LM710DIL 65p	TCA270Q 220p	
CA3084 250p	LM723T05 40p	TCA270S 220p	
CA3085 85p	LM723DIL 40p	TCA760 300p	
CA3086 60p	LM733 120p	TCA4500A 450p	
CA3088 190p	LM741 20p	TDA1008 350p	
CA3089 160p	LM748 40p	TDA1034 450p	
CA3090AQ 360p	LM1303N 100p	TDA2002 300p	
CA3123E 130p	LM1458 100p	TDA2020 300p	
CA3130 100p	LM3080 75p	TLO84 120p	
CA3140 60p	LM3900 55p	XR320 250p	
LF356 80p	LM3909N 65p	XR2206 450p	
LF357 80p	MC1310P 140p	XR2207 450p	
LM211H 250p	MC1312P 150p	XR2208 600p	
LM300TRS 170p	MC1314P 190p	XR2216 650p	
LM301AN 30p	MC1315P 230p	XR2567 250p	
LM304 200p	MK50398 650p	XR4136 150p	
LM307N 65p	MM5314 380p	XR4202 150p	
LM308T05 100p	MM5316 480p	XR4212 150p	
LM308DIL 100p	NE529K 150p	XR4739 150p	
LM309K 100p	NE555 25p	ZN514 100p	
LM311T05 150p	NE556 90p	95H90 700p	
LM317K 325p	NE562B 400p		
LM324 70p	SAD1024 1500p		
LM339 60p	SN917B 650p		
LM348N 90p	SN76003N 150p		
	SN76013N 110p		

In 1440 modes by I.T.T./Texas 100 for £1.50
Static RAM 2102 1024x1 bit 450 nano sec £1.00 each
2112 256x4 bit 450 nano sec £2.50
Murata ultrasonic transducers 40kHz £2.00 each or £3.50 pair
ALL PRICES INCLUDE POST AND VAT

7400 10p	7432 20p	7482 75p	74126 35p	74155 45p	74181 130p
7401 10p	7433 28p	7483 75p	74128 60p	74156 45p	74182 50p
7402 10p	7437 20p	7484 70p	74130 120p	74157 45p	74184 120p
7403 10p	7438 20p	7485 60p	74131 90p	74160 55p	74185 100p
7404 12p	7440 12p	7486 25p	74132 45p	74161 55p	74188 320p
7405 12p	7441 45p	7489 130p	74135 90p	74162 55p	74190 70p
7406 25p	7442 40p	7490 25p	74136 80p	74163 55p	74191 70p
7407 25p	7443 60p	7491 40p	74137 90p	74164 60p	74192 60p
7408 12p	7444 60p	7492 35p	74138 100p	74165 60p	74193 60p
7409 12p	7445 65p	7493 30p	74141 50p	74166 75p	74194 55p
7410 12p	7446 50p	7494 70p	74142 180p	74167 160p	74195 50p
7411 15p	7447 50p	7495 45p	74143 270p	74170 100p	74196 50p
7412 15p	7448 50p	7496 45p	74144 270p	74173 80p	74197 50p
7413 25p	7450 12p	7497 120p	74145 55p	74174 60p	74198 100p
7414 45p	7451 12p	74100 80p	74147 100p	74175 60p	74199 100p
7416 25p	7453 12p	74104 80p	74148 90p	74176 50p	74293 90p
7417 25p	7454 12p	74105 40p	74150 65p	74177 50p	741500 18p
7420 12p	7460 12p	74107 25p	74151 45p	74178 75p	745112 80p
7421 20p	7470 25p	74108 105p	74153 45p	74179 120p	
7422 15p	7472 20p	74109 25p	74154 70p	74180 90p	
7423 20p	7473 25p	74118 75p			
7425 20p	7474 25p	74120 80p			
7426 22p	7475 25p	74121 25p			
7427 22p	7476 25p	74122 35p			
7428 25p	7480 40p	74123 40p			
7430 12p	7481 85p	74125 35p			

T. POWELL
306 St Paul's Road London N1
Telephone: 01-226 1489
Barclay / Access credit cards accepted

Electronic Brokers


49/53 Pancras Road London NW1 2QB Tel: 01-837 7781. Telex 2980

Our background

Electronic Brokers is Europe's largest specialist in quality, second user test equipment, mini-computers and associated peripherals. Established 11 years ago, we have pioneered the second user concept in Britain, and many overseas territories.

One reason for our success is the company's policy of continually


updating the type of equipment we sell. So from selling to private users, the business has rapidly developed, and today, our customer list includes leading international companies, research establishments, universities, colleges and government institutions throughout the world.



Back up

To support our growth we have a skilled team. This includes trained sales staff, whose role is not only to sell, but provide a helpful information service to our many customers. Backing this team is our own service laboratory where technicians monitor each item of equipment we sell. Our maxim is

service, and those who have dealt with us will know that we endeavour to always live up to our reputation. Equipment can be configured to customer's exact requirement, and a number of options can be made available — almost like custom-tailoring.



Refurbishing

Our own service laboratory checks each item that arrives at our Pancras Road headquarters. Electronic test equipment is then thoroughly cleaned and a schedule

prepared for any work which needs to be carried out to meet customer's requirements. Whether it is new test equipment or used, all items pass through the service

laboratory where they are given final tests to ensure they meet manufacturers' specifications, before delivery to the customer.

Unless otherwise stated all equipment offered in the Electronic Brokers 4 page advertisement is refurbished and in the case of Test Equipment also calibrated. Test equipment is guaranteed for 12 months; computer peripherals for 3 months.

Hours of Business: 9 a.m. - 5 p.m., Mon.-Fri. Closed lunch 1-2 p.m.

A copy of our trading conditions is available on request.


Add 8% VAT to ALL PRICES

Carriage and Packing charge extra on all items unless otherwise stated.

WW — 106 FOR FULL DETAILS

SEND FOR AUTUMN '79 "TESTMEX ISSUE" CATALOGUE


Containing latest information on our stocks of Test Equipment, Minicomputers, Peripherals, Stroboscopes, Tachometers, etc. Airmail to overseas addresses £2.00.



GOULD ADVANCE

062200 Storage Oscilloscope Main Frame with 2006X and 2007Y plug-in units. DC—25MHz. 10mV—10V/div. 0.1μs—25/div. with x5 mag. Max writing speed 1 div/μs.

£745.



WAYNE KERR

Wayne Kerr 5802 VHF Admittance Bridge c/w SR266 source and Detector. Frequency Range 100kHz—100MHz. Ranges: 1fF—1mF, 100μΩ—100MΩ. 1pH—10H, 10n mhos—10k mhos. Accuracy typically 1%.

£1900.




GENERAL RADIO

1608A Impedance Bridge Ranges: 0.05pF—1100μF, 0.05μH—1100H. 0.05mΩ—1.1MΩ. Accuracy typically 0.05%.

£1450.


No.1 in Second User Test Equipment

Add 8% VAT to all prices



MARCONI INSTRUMENTS
TF2700 RCL Bridge
 Ranges: 0.2 μ H—110H,
 0.5pF—1100 μ F,
 0.01 Ω —11M Ω . Accuracy typically 1%.
 Battery operated

£210.00




TEKTRONIX
7904 Oscilloscope Main Frame
 with 7A26—7A19—7A21—7B92
 Bandwidth: 350MHz with 7A26
 500MHz with 7A19
 1GHz with 7A21
 Sweep speeds 0.5ns—0.2S/div,
 Full delayed sweep.

£6350
 SUPERB/QUALITY AT VERY SENSIBLE PRICE




HEWLETT PACKARD
DUAL TRACE PORTABLE OSCILLOSCOPE 1707B
 DC-78MHz, 10mV, 10V sensitivity.
 Delayed Sweep. Very High Quality

£925.00



HEWLETT PACKARD
512A U.H.F. Signal generator
 540—1230MHz, 0.1 μ V—0.5V into 50 Ω
 AM: 0—90% Ext. pulse mod.
 ONE THE BEST GENERATORS EVER MADE. TRUE LAB. STANDARD

£825.00




COSSOR
4100 Dual Trace Portable Oscilloscope
 DC1—75MHz, 5mV—2V/div,
 0.05 μ S—0.2S/div with x 10 mag.
 Full delayed sweep

£695.00




TEKTRONIX
521 PAL Vectorscope
 Measures luminance amplitude, chrominance phase and amplitude of the PAL composite colour
 SIGNAL ON 625 Line 50 field TV signals utilizing a colour sub carrier frequency of 4.43361875 MHz
THE MOST POPULAR VECTORSCOPE OF ALL TIME

£1500.00



BRUEL *KJAEER
2807 Low Noise Measuring Amplifier
 2Hz—200kHz, Measuring range
 10 μ V—300V
 RMS FSD A—B—C & D weighting
 impulse hold. Adjustable averaging time for RMS measurement

£1200.00



HEWLETT PACKARD
5 1/2 DIGIT D.M.M. 3490A
 AC-DC volts and resistance
 Self check facility

only £550.00
 Current new price **£1,678.00**



TEKTRONIX
7D11 Digital Delay Unit.
 Digital Delay Readout to 7 1/2 digits
 100ns—1S delay time, 1ns resolution. Delay by time or events. Events delay range 1 to 10⁷ events. Max event frequency 50MHz. For use in 7000 series main frames

£850.00

Electronic Brokers

49/53 Pancras Road London NW1 2QB Tel: 01-837 7781. Telex 29869

BRIDGES

GENERAL RADIO
Immittance Bridge 1607A £750

MARCONI INSTS.
In Situ Univ Bridge TF2701
£395
Univ. Bridge TF1313 £395
Univ. Bridge TF1313A £790

WAYNE KERR
Univ. Bridge B221 (0.1%)
£275
Univ. Bridge B521 (1%) £120
Low Impedance Adaptor Q221
£75

CALIBRATION EQUIPMENT

HEWLETT PACKARD
DC Voltage Source & Differential Voltmeter 740B £850
DC Voltage Source & AC/DC Diff. Voltmeter 741B £975

FLUKE
DC Voltage Calibrator 332A
£1350
True R.M.S. Differential Voltmeter 931B £1050
883AB AC/DC Differential Voltmeter £975

TEKTRONIX
Time Mark Generator 184 £275
Time Mark Generator 2901 £450
5nS Pulse Generator 2101 £525
Pulse Generator 109 £320

SOUND LEVEL METERS

GENERAL RADIO
Portable Sound Level Meter 1565B £225
Portable Sound Level Meter 1983 £190
1933 & 1935 Portable Sound Level Meter with data cassette recorder £2600
Portable Sound Level Meter 1981 £575

DIGITAL COUNTERS

GOULD ADVANCE
500MHz Counter TC15 + 15P1 £495
80MHz Counter TC17 or TC17A £195
10MHz Counter TC21 £195

FLUKE
125MHz Multi-Function Counter 1910A-01 £285
125MHz Multi-Function Counter 1910A £199
520MHz Communications Counter 1920A-06 £490
125MHz Multi-Function Counter 1925A £405
520MHz Univ. Timer Counter 1953A-07 £675
125MHz Univ. Timer Counter 1953A-15-16 £850

PHILIPS

80MHz Timer Counter PM6612 £405
1GHz Timer Counter PM6615 £795
80MHz Freq. Counter PM661 £185
512MHz Freq. Counter PM6645 £710
520MHz Automatic Freq. Counters PM6664 £305

DIGITAL VOLTMETERS & MULTIMETERS

ADVANCE
True R.M.S. Voltmeter DRM6 £150

FLUKE
4½ digit D.M.M. 8040A-01 £220
4½ digit D.M.M. 8600A £290
4½ digit D.M.M. 8600A-01 £335
8800A D.M.M. 5½ digit £599

HEWLETT PACKARD
5½ digit D.M.M. 34702A + 34740A £295

PHILIPS
4 digit D.M.M. PM.2424 £300
4½ digit DC. D.V.M. PM2443 £430
3½ digit D.M.M. PM2513 £90
3½ digit D.M.M. PM2513A £95
Autoranging D.M.M. PM2524 £370

SCHLUMBERGER-SOLARTRON
5½ digit Digital Multimeter A243 £675
4½ digit D.M.M. 7050 £350

WESTON
3½ digit D.M.M. (unused) £79.50

OSCILLOSCOPES

COSSOR
35MHz Dual Trace. CDU.150 £450
50MHz Dual Trace. 4000 £495

DYNAMCO
30MHz. Dual Trace. 7100 £350

PHILIPS
5MHz Miniscope Battery/Mains PM3010 £325

S.E. LABS
35 MHz D.T. Scope SM 113 £350

TEKTRONIX
24MHz Dual Trace Bench. 543B + CA £350
50 MHz Dual Trace Bench. 647 + 10A2 + 11B2 £600
24MHz D.T. Bench. 545B + CA £425
50MHz D.T. Bench. 547 + 1A1 £775

80MHz D.T. Bench 585A + 82 £775
Four Trace Plug In M £275
Four Trace Plug In 1A4 £600
Dual Trace Plug In CA £60

Differential Comparator Plug In Z £150
10MHz D.T. Battery Miniscope 326 £900
Vectorscope 526 £625
Spectrum Analyser Plug In 1L10 £800
Spectrum Analyser Plug In 1L30 £1000
Spectrum Analyser Plug In 1L40 £1000

TELEQUIPMENT
50MHz Portable Scope D75 £675

HEWLETT PACKARD
Time Domain Reflect. System Type 140A & 1415A £1200
High Sensitivity X-Y Scope 130C £345

WAVETEK
Programmable Phase Meter 755 £750

OSCILLOSCOPE PROBES

ELECTRONIC BROKERS (NEW)
X1 Probe Kit EB90 £9
X10 Probe Kit EB91 £11
X1 X10 Probe Kit EB95 £15

SIGNAL SOURCES

ADVANCE
Sine/Square Oscillator H1E £80
Low Dist. Oscillator SG68A £120

FLUKE
Freq. Synthesiser 6160A/DX £875

HEWLETT PACKARD
AM/FM. Generator 202H £495
VHF Sig. Generator 608D £495
VHF Sig. Generator 608E £675
Variable Phase Oscillator 203A £495

MARCONI INSTS.
AM/FM Signal Generator TF2015/1 £1100
A.M. Sig. Generator TF801D/1 from £400

A.M. Sig. Generator TF801D/8S £600
AM/FM Sig. Gen. TF995A/2M £475
AM/FM Sig. Gen. TF995A/5 £380

AM/FM Sig. Gen TF995B/2 £675
AM/FM Sig. Gen. TF2006 £875
Two Tone Source TF2005R £350
A.F. Oscillator TF2000 £325
R.C. Oscillator TF1101 £120
A.F. Oscillator TF2100 £150

PHILIPS
AM/FM Signal Generator PM5326X £735
AM/FM Signal Generator PM5324 £450
Function Generator PM 5167 £795

SIGN/ROGERS
Low Distortion Oscillator S324 £90

MISCELLANEOUS

AVO/BPL
Component Comparator CZ457/6 £235
Electronic Multimeter EA 113 £85

BRADLEY
D.C. Voltage Calibrator 126B £275

E.N.I.
R.F. Power Amplifier 500L £315

GERTSCH
Complex Ratio Bridge CR1B £600

GENERAL RADIO
Vibration Analyser 1911A £2100

HEWLETT PACKARD
310A Wave Analyser 1kHz-1.5MHz £1200
True R.M.S. Voltmeter 3400A £505
Microwave Freq. Converter 2590B £595

MARCONI INSTRUMENTS
A.F. Transmission Test Set TF2332 £425

M.F. Transmission Test Set TF2333 £600
Quantization Distortion Tester TF2343 £400
Deviation Meter TF791D £195
Electronic Voltmeters TF 2604 £250
Attenuator TF 2162 £135
Sine Sq. Pulse & Bar Generator TF 2905 £450
Grey Scale Generator TF 2909 £600

PHILIPS
Pulse Generator PM5712 £525
Pulse Generator PM5715 £575
Pulse Generator PM5775 £600
Pulse Generator PM5776 £700
Pattern Generator PM5501 £180
Wow & Flutter PM6307 £275

See us on stand C3 at "Testmex '79" at WEMBLEY CONFERENCE CENTRE, JUNE 19, 21 and 22.

No.1 in Second User Minis & Peripherals



Superb specification includes full edit capability, direct cursor addressing, standard V.24 (RS232) interface. 90 days warranty


HAZELTIME H-2000A NOW ONLY **£395**
HAZELTIME H-2000B NOW ONLY **£495**



GE TERMINET 1200

Receive-only impact printer with switch-selectable print speeds of 10, 30 and 120 cps. 120 print positions with adjustable pinfeed paper tractor. 94-character upper and lower case ASCII. Current loop interface.

PRICE: **£695.00**



ASR33 and KSR33 TELETYPE

Input/Output terminals with 64 ASCII character set. 110 baud operation. Paper tape punch and reader (ASR33 only). Choice of interface (20mA or RS232). KSR33 — **£425.00**. ASR33 — **£650.00**. Pedestal **£30.00**.



DEC

Big savings on our large stocks of processors, peripherals, add-on memory, options and logic modules (see next column for an extract from our current stocklist)

STOP PRESS: Coming soon — special purchase of PDP11/04 processors, 10 1/2" box, brand new condition. Phone for details.



SHUGART FLOPPY DISC DRIVES

SA400 Minifloppy — 110KB capacity, 35 tracks, transfer rate 125kbits/sec. AV access time 550msec. Power requirements +5VDC +12VDC.

SA800 Floppy — 400KB capacity, 77 tracks, transfer rate 250Kbits/sec. AV access time 260msec. Power requirements +24VDC, +5VDC — 5VDC.

PRICE: **£195.00**

PRICE: **£395.00**



NEW ASCII KEYBOARDS

KB756 ROM-encoded 56-station keyboards with full 128 ASCII character set. Standard TTL logic. Power requirements +5 — 12V. Supplied with full technical data and circuitry (see next column for prices).

DEC EQUIPMENT

PDP8A Add-on RAM Read/Write Memory:	
MS8AA 1K	£225
MS8AB 2K	£375
MS8AD 4K	£550
PDP11-04/11-34 Add-on MOS Memory:	
MS11FP 8K	£550
MS11JP 16K	£1,200
PDP11-05/11-40/11-45 Add-on Parity Core Memory:	
MM11LP 8K	£1,000
MM11UP 16K	£1,250
MF11UP 16K complete with backplane	£1,500
PC81 High Speed Reader/Punch & Control for PDP81	£895
DD11A 4 SPC-slot backplane	£195
KW11P Programmable Clock	£345
PR11 High-speed paper tape reader and control	£1,450
RTO1AB Single-line data entry terminal with hex keyboard and 20mA interface	£150
TC11 TU56 DEC tape drive and control	£1,395
H9602 Data system Cabinet complete with power distribution unit (no side panels). As new condition £750.00 .	

COMPUTER PERIPHERALS

CENTRONICS 101 Matrix printer
 64 ASCII uppercase character set. 165 characters per second. 132 print columns. 5 x 7 dot matrix. Parallel input.

PRICE: **£750**
SCOPE DATA SERIES 200 PRINTER
 240 cps. 80 column receive-only matrix printer. Full upper and lower case ASCII character set. Standard RS232 interface Electro-sensitive printing ensuring quiet operation. **BRAND NEW SURPLUS**. New low price **£495.00**.

DEC LA20 DECRYPTER
 80-column KSR terminal with selectable transmission speeds of 10, 15 and 30 cps. Upper case ASCII character set. Current loop interface. Integral pedestal **£575**.

TEXAS SILENT 700
 Model 725KSR Terminal mounted in integral carrying case complete with built-in acoustic coupler. 64 ASCII character set with 5x8 dot matrix. 30 cps. Weight 35 lbs. Dimensions 21 1/2" x 19" x 6 1/2".

PRICE: **£695**
SEALLECTRO PATCH BOARDS
 Programme boards for switching and interconnecting input/output circuits. 11 x 20 XY matrix. Interconnection is by means of shorting. Skip and component holding pins (not included). Dimensions: 7 1/2" x 5 3/4" x 1".

PRICE **£12.50** (mail order total **£14.58**)
CALCOMP 565 DIGITAL DRUM PLOTTER Y-Axis 11", X-Axis 12". Maximum speed 900 increments (6.3") per second. Input: Positive or negative polarity pulses, amplitude greater than 10V, rise time less than 10 microsec., minimum pulse width 4 microsec. Source impedance less than 500 ohms.

PRICE **£1,250**
VIDEO TAPE — SPECIAL PURCHASE

Ampex type 162-3000 DD-20 1" x 3000' video tape on 9 3/4" reels
BRAND NEW SURPLUS — ONLY £15.00 per reel (plus carriage and VAT)

NEW KEYBOARDS

KB756 key-stations mounted on PCB	£49.50	£55.08
KB756MF, as above, fitted with metal mounting frame for extra rigidity	£55.00	£61.02
Optional Extras:		
KB15P Edge Connector	£3.24	£4.05
KB701 Plastic Enclosure	£12.50	£14.31
KB702 Steel Enclosure	£25.00	£28.82
KB710 Numeric Pad	£8.00	£9.18
KB2376 Spare ROM Encoder	£12.50	£14.04
DC512 DC-DC Converter	£7.50	£8.64

LATEST ADDITION TO THE RANGE
 KB771 71 Station keyboard incorporating separate numeric/cursor control pad and installed in custom-built steel enclosure with textured enamel finish. Case dimensions: 17 1/4" x 7 1/2" x 3 3/4". Total weight: 4Kg.

PRICE **£95** (mail order total **£108**)
 D25S Connector for KB771

NEW KEYTOP/KEYSWITCH KITS—ASCII CHARACTER SET BRAND NEW SURPLUS
 Pack of 58 keytops and keyswitches comprising 49 "Qwerty" set, TTY format + 9 Edit/Function keys.

PRICE **£15** (mail order total **£17.28**)
SURPLUS KEYBOARDS
 KB3 ROM-encoded ASCII keyboard with 63 push-button key stations. Selectable mode—either full ASCII or TTY. Selectable parity. TTL-compatible. Power requirements: +5V-12V. Constructed on rugged PCB with metal mounting plate. Supplied with full technical data. Manufacturers surplus.
ONLY £35 (mail order total **£39.42**)

Electronic Brokers

OHIO SCIENTIFIC COMPUTERS from MUTEK

Challenger IIP Series

Ultra high performance BUS oriented microcomputers for personal, educational, research and small business use.

- C2.4P — The professional portable 4K RAM **£349***
- C2-8P — The world's most expandable personal machine for business or research applications. 4K RAM **£475***
- C2-4P Disk — The ultimate portable 16K RAM **£909**
- C2-8P Single Disk — Ideal for education, advanced personal users, etc. 16K RAM **£poa**
- C2-8P Dual Disk — Most cost effective small business system 32K RAM **£1533**

*Extra 4K RAM — **£39.** 8K RAM Board (expandable to 24K!) **£125**

Challenger III The Ultimate in Small Computers

The unique three processor system for demanding business, education, research and industrial development applications.

- C3-S1 — World's most popular 8" floppy based microcomputer 32K RAM **£2450** dual floppys
- C3-OEM — Single package high volume user version of C3-S1 32K RAM **£2450** dual floppys



The **C2-4P**

The Professional Portable by Ohio Scientific

Prices exc. of VAT.

ALL MACHINES are modified by us to suit British mains voltage and frequency, and, where TV output is used (C2 series) to be compatible with British TV standard (connection via aerial socket).

C2 SERIES: 32 line by 64 character video. Program and data storage on cassette or disc. Full 53 key keyboard. Programmable D/S converter and tone generator interfaces now included at no extra cost. Also included AC remote starter set. Supplied with full documentation and circuit diagrams.

for further details send SAE to

MUTEK

QUARRY HILL BOX, WILTS.

Tel: Bath (0225) 743289
Tel: Corsham (0249) 712317

WW — 101 FOR FURTHER DETAILS

THE VALVE AND TUBE SPECIALISTS

Type No.	Price Ea.	Type No.	Price Ea.	Type No.	Price Ea.	Type No.	Price Ea.	Type No.	Price Ea.	Type No.	Price Ea.	Type No.	Price Ea.	Type No.	Price Ea.	Type No.	Price Ea.	Type No.	Price Ea.		
A2293	4.85	ES5L	21.00	*EF95	4.19	M24-302GH	26.50	*PL84	1.00	*UBF80	1.10	*630L2	1.56	*6F66B	1.75	56TVP-03	466.70	5551A	73.25	6227	5.90
A2426	14.25	E80CC	5.00	*EF183	1.36	M24-302W	26.50	*PL95	1.20	*UBF89	1.10	*68B4	1.25	*66A8	1.56	5552A	99.00	5552A	99.00	6252	26.75
*A34-510W	21.16	E80CF	7.00	*EF184	1.44	M31-312GH	33.00	*PL500	1.20	*UBL21	1.10	*6AJ8	2.32	*66W8	1.58	75C1	1.80	5559	19.15	6267	1.44
*A44-510W	38.68	E80F	6.32	*EH90	1.25	M31-312W	33.00	*PL504/505	2.00	*UCG85	1.40	*6AK5	2.44	*6J4	1.50	5559	36.45	5559	36.45	6380	4.50
AH205	247.30	E811C	2.40	*EK90	0.96	M31-334GH	33.00	*PL508	2.20	*UCH81	1.50	*6AK6	2.33	*6J6	6.58	85A1	7.00	5651	1.75	6574	15.66
AH221	25.80	E811	9.51	*EL34	2.24	M31-334W	33.00	*PL509	3.15	*UC21	0.75	*6AK8	1.15	*6J56T	4.80	85A2	1.75	5654	2.50	6689	5.64
AH238	24.45	E82CC	7.48	*EL36	1.94	M38-312GH	37.50	*PL802	2.95	*UC22	1.56	*6AL5	0.88	*6L12	1.16	90A6	8.10	5686	6.34	6822	4.96
AH2511	62.50	E83CC	4.50	*EL37	6.75	M38-312W	37.50	*PY33	1.00	*UF80	0.75	*6AM5	6.00	*6L13	0.68	90AV	8.10	5687	2.90	6939	9.90
AT1038-40	9.15	E83F	5.64	*EL38	10.50	M8079	9.60	*PY81	1.00	*UF85	0.65	*6AM6	1.60	*6L16	1.19	90AV	8.10	5687	59.30	6973	3.70
*A231	1.81	E86C	10.35	*EL41	2.25	M8081	7.79	*PY82	0.75	*UF89	0.75	*6A05	1.12	*6L66A	1.44	90C1	1.62	5688	76.82	7062	5.87
*A241	1.70	E88C	5.56	*EL81	1.60	M8082	3.00	*PY83	0.75	*UL84	1.44	*6A05A	2.62	*6M76T	3.00	90CC	13.68	5894	31.00	7062	5.87
*865	1.60	E88CC-01	4.98	*EL83	1.20	M8091	8.99	*PY88	1.36	*UL85	0.95	*6A06	1.68	*6P112	0.88	90CV	13.30	5726	9.75	7092	150.86
*B309	0.80	E90CC	5.40	*EL85	4.20	M8100	6.81	*PY500A	2.24	*UL86	1.24	*6A08	1.16	*6P15	1.15	92AV	7.96	5751	4.00	7627	62.67
*B319	0.84	E90F	4.92	*EL86	3.40	M8136	7.01	*PY80	1.26	*XG2-500	45.87	*6AS76	1.95	*6S2	0.84	92AV	7.96	5763	3.12	7534	20.33
*B329	0.88	E99F	6.35	*EL90	1.12	M8137	7.23	*PY801	1.00	*XG5-500	30.62	*6AT6	1.25	*6SL77	2.44	108C1	2.36	6057	2.10	7788	10.07
B1153	109.96	E130L	29.33	*EL91	5.58	M8161	6.52	QV002-6	9.90	XR1-1600A	22.50	*6A08	0.96	*6S76T	1.60	6058	2.10	6058	2.10	7788	10.07
BK66	59.15	E180CC	5.87	*EL95	1.32	M8162	6.27	QV002-10	4.50	XR1-3200	104.54	*6A09	1.88	*6S07	1.22	15083	4.10	6060	1.00	7788	10.07
BK448	73.25	E180F	6.48	*EL96	4.12	M8204	6.70	QV003-10	18.00	XR1-6400A	90.00	*6A09	1.96	*6S08	1.04	15083	1.45	6064	1.65	7788	10.07
BK484	99.00	E182CC	6.34	*EL99	3.40	M8223	9.70	QV003-20A	18.00	ZM1550	3.38	*6A09	3.10	*6V4	0.98	150C2	1.92	6084	6.32	7788	10.07
B75	36.00	E186CC	8.04	EL821	8.20	M8248	2.12	QV006-40A	31.00	ZM1551	3.76	*6A09	0.80	*6V6GT	1.24	150C4	1.75	6085	5.76	7788	10.07
B75B	26.70	E188CC	5.28	EL822	6.44	ME1400	4.85	QV007-40	9.50	ZP1200	26.25	*6A09	0.96	*6X4	1.06	150C5	1.92	6086	5.76	7788	10.07
B77	65.05	E280F	21.43	EN10	15.00	*M77	1.00	QV007-10	1.75	ZP1210	28.35	*6A09	1.00	*6X5GT	1.15	927	10.95	6155	46.60	7788	10.07
B719	22.20	E283CC	15.00	EN32	15.66	*N309	2.22	QV008-10	4.85	ZP1210	28.35	*6A09	1.00	7FC7	1.38	14748	96.00	6158	2.76	7788	10.07
B795	78.05	E288CC	15.00	EN61	5.80	*N359	0.60	QV009-15	4.10	ZP1240	26.60	*6A09	1.00	14748	96.00	6159	7.01	6189	7.01	7788	10.07
B7125	63.10	*EA91	0.88	EN82	5.85	*N359	0.60	QV010-15	4.10	ZP1240	26.60	*6A09	1.00	1913	6.75	2050A	4.84	6201	1.05	7788	10.07
B7127	69.10	*EABC80	1.15	*EY51	2.37	QV010-15	4.10	QV010-15	4.10	ZP1300	15.00	68R7	6.00	*12AL5	2.15	2050A	4.84	6201	1.05	7788	10.07
8W1182J3	213.49	*EY81	0.88	*EY81	3.38	*PC86	1.45	QV010-15	4.10	ZP1310	12.53	*68B7	3.84	*12AT7	0.80	2050A	4.84	6201	1.05	7788	10.07
83198L-01	165.00	*EY82	1.25	*EY84	6.81	*PC88	1.15	QV010-15	4.10	ZP1320	15.17	*68B7	3.84	*12AT7WA	1.20	2050A	4.84	6201	1.05	7788	10.07
84198L-01	225.00	*EY83	2.20	*EY86	0.84	*PC97	1.55	QV010-15	4.10	ZP1320	15.17	*68B7	3.84	*12AU6	1.20	2050A	4.84	6201	1.05	7788	10.07
D10-160GH	58.17	*EY87	0.82	*EY88	0.84	*PC90	0.95	QV010-15	4.10	ZP1320	15.17	*68B7	3.84	*12AU7	0.68	2050A	4.84	6201	1.05	7788	10.07
D13-256H-01	151.00	*EY88	1.00	*EY91	1.05	*PC94	0.84	QV010-15	4.10	ZP1320	15.17	*68B7	3.84	*12AV6	1.58	2050A	4.84	6201	1.05	7788	10.07
D14-170GH	90.56	*EY90	1.15	*EY92	0.91	*PC98	1.12	QV010-15	4.10	ZP1320	15.17	*68B7	3.84	*12AX7	0.68	2050A	4.84	6201	1.05	7788	10.07
D14-1726H	90.56	*EY93	1.15	*EY95	1.15	*PC99	1.38	QV010-15	4.10	ZP1320	15.17	*68B7	3.84	*12BA6	0.90	2050A	4.84	6201	1.05	7788	10.07
D14-1726H	106.62	*EY96	1.19	*EY98	1.25	*PC189	1.60	QV010-15	4.10	ZP1320	15.17	*68B7	3.84	*12BE6	1.36	2050A	4.84	6201	1.05	7788	10.07
*D491	1.00	*EY99	1.16	*EY99	1.16	*PC189	1.60	QV010-15	4.10	ZP1320	15.17	*68B7	3.84	*12BH7	1.50	2050A	4.84	6201	1.05	7788	10.07
DCS4-1000ED	26.72	*EY99	1.90	*EY99	1.90	*PC189	1.60	QV010-15	4.10	ZP1320	15.17	*68B7	3.84	*12BH7A	1.45	2050A	4.84	6201	1.05	7788	10.07
*DF61	1.50	*EY99	6.50	*EY99	6.50	*PC189	1.60	QV010-15	4.10	ZP1320	15.17	*68B7	3.84	*12BY7A	1.54	2050A	4.84	6201	1.05	7788	10.07
*DF91	0.75	*EY99	1.12	GL5751	4.00	*PC200	2.20	*R12	2.37	082	2.36	*6C06	1.76	*12E1	10.17	2050A	4.84	6201	1.05	7788	10.07
*DF92	0.85	*EY99	9.32	GR31	8.95	*PCF801	1.28	R61-340A	21.80	082	2.36	*6C06	1.76	12E14	32.78	2050A	4.84	6201	1.05	7788	10.07
D67-31	47.25	*EY99	1.36	GU50	12.00	*PCF802	1.44	R63-250A	24.80	082	2.36	*6C06	1.76	12E14	32.78	2050A	4.84	6201	1.05	7788	10.07
D67-32	47.25	*EY99	1.04	GU50	12.00	*PCF802	1.44	R63-250B	24.80	082	2.36	*6C06	1.76	12E14	32.78	2050A	4.84	6201	1.05	7788	10.07
D613-2	21.00	*EY99	2.32	KX18160	34.00	*PCF808	1.44	R63-250C	24.80	082	2.36	*6C06	1.76	12E14	32.78	2050A	4.84	6201	1.05	7788	10.07
DK3-91	40.29	*EY99	1.32	KX18120	43.85	*PCF808	1.44	R63-250D	24.80	082	2.36	*6C06	1.76	12E14	32.78	2050A	4.84	6201	1.05	7788	10.07
*DH77	1.00	*EY99	0.88	KX2050	237.80	*PCF82	0.95	R63-250E	24.80	082	2.36	*6C06	1.76	12E14	32.78	2050A	4.84	6201	1.05	7788	10.07
*DH109	1.28	*EY99	1.12	GL5751	4.00	*PCF82	0.95	R63-250F	24.80	082	2.36	*6C06	1.76	12E14	32.78	2050A	4.84	6201	1.05	7788	10.07
*DH142	2.80	*EY99	1.58	GL5751	4.00	*PCF82	0.95	R63-250G	24.80	082	2.36	*6C06	1.76	12E14	32.78	20					

RADIO SHACK LTD for DRAKE



TR-7 Transceiver

Ham Bands with 1.5-30 MHz receive with built-in 150 MHz frequency counter plus option of 0-1.5 MHz receive and/or any transceiving application 1.8-30 MHz.

RADIO SHACK LTD

For Communications equipment including Trio products and Trio testgear.

We are situated just around the corner from West Hampstead Underground Station (Bakerloo line). A few minutes' walk away is West Hampstead Midland Region station and West End Lane on the Broad Street Line. We are on the following Bus routes: 28, 59, 159. Hours of opening are 9-5 Monday to Friday. Closed for Lunch 1-2. Saturday we are open 9-12.30 only. World wide exports.


DRAKE ★ SALES ★ SERVICE

RADIO SHACK LTD

188 BROADHURST GARDENS, LONDON NW6 3AY

Giro Account No. 588 7151. Telephone: 01-624 7174

Cables: Radio Shack, London, NW6. Telex: 23718



we have a
wide range
at our fingertips

FUTURE FILM DEVELOPMENTS
36/38 Lexington Street, London W1R 3HR
Telephone 01-437 1892/3 • Telex 21624 ALOFFD G

WW — 035 FOR FURTHER DETAILS

RECHARGEABLE BATTERIES

TRADE ENQUIRIES WELCOME

Full range available to replace 1.5 volt dry cells and 9 volt PP type batteries, SAE for lists and prices. £1.25 for booklet. "Nickel Cadmium Power," plus catalogue.

Write or call at:

SANDWELL PLANT LTD.
2 Union Drive, Boldmere
Sutton Coldfield, West Midlands 021-354 9764

See full range at TLC, 32 Craven street, Charing Cross, London WC2.

WW — 049 FOR FURTHER DETAILS

Audio Test Sets Services type CT373 bench test set comprises audio osc 17c/s to 170Kc in 4 decade ranges direct calibration O/P var 300Uv to 10v into 600 ohm bal or unbal. valve voltmeter this can be swt to read o/p of osc or ext I/P 30 Mill/V to 100v FSD freq range 17c/s to 170Kc, tuned filter amplifier 20c/s to 20Kc enables distortion to be measured in 3 FSD ranges of 10, 30 & 100%. Various O/P impedances can be selected for the osc inc Bal or Unbal 25, 100, 300, 600 ohm and a fixed 75 ohm o/p. Unit contained in metal case with front cover standard 200/250v I/P with instructions made by Wayne Kerr. **£65.**

Wide Band Amplifier general purpose unit provides 3 gain settings of 10, 50 & 100 at bandwidths of 20c/s to 50Mc/s, 40c/s to 40Mc/s & 50c/s to 15Mc/s supplied with cathode follower probe unit, max o/p is 2v RMS this is available at o/p coax sk, a meter rectifier adaptor is supplied this can be used to drive a 50 Ua meter from the 2v o/p, supplied in case size 12 x 8 x 7" standard 200/250v mains I/P **£22.**

Test Set RTTY STC TS for checking 7B series teleprinters, Auto Tx, drive magnets, polarised relays etc (no supply for motor) standard mains I/P with inst book circ etc. ext soiled cases **£14.**

Motor Drive & Controller consists of 24v DC motor driving into two stage gearbox the o/p shaft turns a 360' Ind & a sine cos pot, transis controller that enables speed & direction to be controlled from 0 to 1 RPM supplied with trans & rect for 240v with circ **£10.80.**

UHF Cavities new spares to take 2C39 type valves will tune over ranges 990/1040 Mc/s with int fittings. **£6.50** also Rx section preselector 4 section tunes 1080/1130 Mc/s with 1N21 mixer diode new cond circ supplied. **£4.50.**

Helipot Dials standard 10 tr type approx 1 3/4" dia to fit 3/8th bush. **£1.50** or 10 for **£12** qty available.

UV Recorders 18 chan for use on 115v 400c/s these are fitted with 24v DC drive motors, UV lamp, 5 speeds. 25 to 64cm sec, galvo ass but less galvo units, transis speed control, takes 7" wide paper, ext size 13 x 7 x 15 1/2" these req DC supply of 30/35v to work, some circ details supplied. **£30.**

Pulse Generators Services type CT500 standard mains I/P basic range 100c/s to 12Kc with limited facilities to 60Kc, pulse width. .5Us to 7Us delay 5 to 1500 Us. O/P 100 Uv to 10v neg or pos, transis unit in case size 17 x 9 x 11" **£22.**

CRT Indicator with 3" CRT 3WP1 plus 13 min valves int 400c/s EHT LT P.U. gives CRDF trace reqs ext sine cos I/Ps complete in case with circ **£25.**

X & S Band Test Sets standard mains I/P S band uses DET. 29 osc plus 2Kc pulse mod var O/P complete in carrying case with mon meter, X band same but as CV5897 Osc both in new cond price either type **£25.**

Invertors rotary I/P 24/28v DC O/P 115v. 400C/S 1 phase at 6.5 amps **£22.** U.H.F. OSC.

EMI telemetry osc nom freq 450 Mc/ with limited adjustment uses DET22 valve size 3 x 2 1/4" **£5.40.**

Charger Control Boards for use with 36v 1260 watt generator set, provides 4 controlled O/Ps up to 10 amps each fitted I/P voltmeter, total load ameter & 4 controlled circ ameters mounted in semi weather proof case with circ. okay for plating controllers **£35.**

Noise Level T.S. true RMS AC VTM 30 Mill/V to 300v FSD with swt filter 240v **£12.**

Control Box A/C radio sel & intercom contains 4 min spco & 3 min dpco tog swts, amps etc **£2.30.**

Blower Units heavy duty single ended 240v 50c/s 2850 RPM two phase type req 2uf cond, outlet 2 1/2 x 3 1/2" fix flange 4 3/4" sq. new unused **£10.80.**

Variac Units dual gang rated 180v 500c/s at 15 amps per section with knob can be used on 50c/s if I/P volts limited to 50/60 **£13.**

P.C. Bs type A as 4 x 10Kv PIV 100 Ma sil rect, 4 x 150v 1w zeners 30 x 220K 2 watt res etc **£2.20.** Type B as 12 x .2" red Leds 9 x ICs etc recent manufacture **£2.20.**

Photo Transis type FPT120 end viewing with data new 2 for **£1.**

Panel Meters moving coil types mostly 2/3" dia types new 4 different for **£4.**

Extractor Fans 230v 50c/s cont. rated Adm Patt 6" dia fan fix flange 7 x 8" new **£7.50.**

Aerials dipole aircraft overhaul length 50 1/2" as int loading trans to operate on 20/50Mc/s £2 or 2 for **£3.50.**

Testset special purpose sold for parts contains, swt, plugs, lamps, h.d. rot swts, conds, transis, small variac all in ali carrying case size 15 x 16 x 11" American surplus **£16.**

Freq Meters type BC221 125Kc to 20Mc/s **£27.**

Transponders 104/208 Mc/s with diplexer DC to DC conv stab 28v transis units new cond no gen **£7.50.**

T.V. Tuner UHF type transis manual tuned with circ new **£2.50.**

We have the following for callers CD711 dual trace bench scopes **£40.** Murphy B41 Receivers LF **£25.** TF801 Sige Gens 10/300Mc/s **£25 to £45.** All above are ex equipment unless stated new, prices include carriage mainland & VAT at current rate. SAE for list 22.

A. H. Supplies

122 Handsworth Road, Sheffield S9 4AE
Phone: 444278 (0742)

WW — 062 FOR FURTHER DETAILS

Extracts from our lists, which are now available, of Equipment, Components, etc. THAT MUST BE SOLD

TEK scope 545A with H plug-in £125 ea.
 TEK scope 545A with CA plug-in £175 ea.
 H.P. scope 175A 50MHZ Dual trace £175 ea.
 Single Trace £125 ea.
SOLARTRON CD1014 6MHZ Twin Beam £90 ea.
SOLARTRON CD1400 15MHZ Twin Beam £120 ea.
Telegquipment D33R 6MHZ Twin Beam £80 ea.
SOLARTRON CT316 6MHZ Single Beam £47.50 ea.
Ex-Ministry CT52 Small, Single Beam £37.50 ea.
WAYNE KERR Universal Bridge CT375 £75 ea.
MARCONI Wave Analyser TF2330 £500 ea.
MARCONI Audio Oscillator TF1101 20HZ-200KHZ £45 ea.
ADVANCE Signal Generator J1A (CT433A) £35 ea.
MARCONI Valve Voltmeter TF1041C £30 ea.
NOISE GENERATOR CT410 — covers audio to VHF £8 ea.
DIGITAL EQUIP. CORP. Disk Drives (Fixed) £160 ea.
 Carriage all units £4 ea. V.A.T. at 8%.

10-Way Multi-Colour Ribbon Cable. New. 40p per metre. P&P 50p.
SPEAKERS 2 1/2in. 50 ohm 0.2W. New 40p each. P&P 50p.
STEPPING MOTORS 6/12 position with additional where the rota is coils. Device can be used as a tach. Diagram supplied. Will actually work on 5 volts. 12/24 recommended. £1.50 each. P&P 75p. Reduction for quantity.
RAPID DISCHARGE capacitors 8mfd 4kV. 35 each. P&P £1.50.
GEC UHF 4 button tuner. £2.50 each. P&P 85p.
BIG INCH Motor 110V AC 3rpm 50 cycle — very small. 50p each. P&P 50p.
CENTURIA 115V FANS. Brand New 4.5x4.5x1.5in. £4.50 each. P&P 75p.
Ex-Used Equipment — tested 80p each. P&P 75p.
POTTER & BRUMFIELD TIMER RELAY 115V AC Heavy duty 2 pole c/o with 2 second delay. Change R & C for different timing. 50p each. P&P 85p.
CONTACTORS Heavy Duty 24V AC/DC 5 make. £1 each. P&P 85p.
GEC UHF/VHF 6 button tuner. £4.50 each. P&P £1.
CAPACITORS 500pf 6kV 20p each. P&P 15p.
SMITHS encapsulated transistorised AUDIBLE WARNING DEVICES 4V-12V. Can be driven from TTL. 35p each. P&P 25p.
DIGITAL 24 HOUR CLOCK with built-in alarm as used in BRAUN Digital clocks. Silent running. Large illuminated numerals. AC mains. Size 6 1/2 x 2 1/2 x 2 1/2. ONLY £3.75 each. P&P 50p.
931A PHOTOMULTIPLIER in stainless steel container with window and built in resistor network. £2 each. P&P £1.
SLIDER CONTROL 500K Log Single track. Complete with knob. Length 3 1/2in. 25p each. P&P 25p.
RANCO 250V 16A THERMOSTATS with Control knobs calibrated 50-200 degree F. £2.50 each. P&P £1.
SOLID STATE UHF TUNERS 36 mcs. £1 each. P&P 75p.
BRAND REX blue wire wrap. 30 metres for £1. P&P 25p.
5in. SOLID RUBBER RINGS (1in. dia. rubber). Keep the kids (or dog) happy. 4 for £1. P&P £1.25.

TRANSFORMERS
AUTO 240V input 115V. 1 Amp output. £1.25 each. P&P £1.25.
240V input Sec 6V 1.66A. Size 2 1/2 x 2 x 2in. Good quality. £1.50 each. P&P £1.
240V input Sec 12V 0.92A. Size 2 1/2 x 2 x 2in. Good quality. £1.50 each. P&P £1.
240V Input Sec 12V 100MA. Size 60x40x42mm. 50p each. P&P 75p.
240V Input Sec 12-0-12V 50MA. Size 53x45x40mm. £1 each. P&P 75p.
SEMICONDUCTORS
 At 2p each.
 1N3063; 1N1N4001; 1S44.
 At 5p each.
 BC147; BC148B; BC157; BC158; BC184L; BC237; BF197; OA90; OA91; BA154; BA243.
 At 25p each.
 TIP31; TIP41A; TIP47; 2N5296; AF139; ZTX341.
 BY127 10p; BF181 20p; BD239 40p; BD241 40p; MJE340AT 40p; BD222 50p.
 BD233 & BD234 Comp pair 25W — 80p per pair or 50p each.
 Regulator TBA625 B to 20V In — 5V out 100MA. T05 Can. 50p each. BF256C — 20p.
 FND10 7 segment display 0.15in. 40p each.
Integrated Circuits

7453	5p	74H74	12p	74154	70p
7451	5p	74S10	5p	75325	£1
7401	5p	74S04	12p	SN15862	4p
7402	12p	74H51	7p	9-314	8p
7476	20p	74S38	10p	MC4028	80p
7495	35p	74S02	12p	7417	14p
709	15p	74S00	12p	7441	40p

Motorola Dual in Line 6 pin Opto Coupler. 5p each.
 AM9130, AM9140, 4K RAMS STATIC 5 Volt. Ceramic. £4 each.
 Telephones 706 style Black or Grey £5.50 each. 746 style Black or Grey £7.50 each. Older style Black £2.50 each. Postage £1 each.
 Postage and VAT at 8% must be added to all orders.

CALLERS VERY WELCOME STRICTLY BETWEEN 9am-1pm and 2-5pm Monday to Saturday incl. BARCLAYCARD (VISA) and ACCESS taken. Official orders welcome.

CHILTMHEAD LTD

NORWOOD ROAD, READING TELEPHONE NO. READING 669656

(2nd turning left past Reading Technical College in King's Road then first right — look for "Spoked Wheel" on right)

SEND FOR SINTEL FREE CATALOGUE

SINTEL

CMOS
 Mainly RCA

CD4015	0.83	CD4032	0.89	CD4049	0.50	CD4072	0.20	CD4099	1.65
CD4016	0.48	CD4033	1.25	CD4050	0.43	CD4073	0.20	CD4502	0.81
CD4017	0.79	CD4034	1.71	CD4051	0.82	CD4075	0.20	CD4510	1.01
CD4018	0.83	CD4035	1.06	CD4052	0.82	CD4076	1.17	CD4511	1.25
CD4019	0.50	CD4036	2.86	CD4053	0.82	CD4077	0.39	CD4514	2.47
CD4000	0.15	CD4020	1.11	CD4037	0.85	CD4054	1.04	CD4515	2.82
CD4001	0.17	CD4021	0.90	CD4038	0.96	CD4055	1.18	CD4516	1.01
CD4002	0.17	CD4022	0.82	CD4039	2.78	CD4056	1.18	CD4518	0.97
CD4006	0.04	CD4023	0.18	CD4040	0.97	CD4059	4.29	CD4520	1.04
CD4007	0.18	CD4024	0.70	CD4041	0.75	CD4060	1.00	CD4086	0.64
CD4008	0.87	CD4025	0.20	CD4042	0.69	CD4063	0.98	CD4089	1.39
CD4009	0.50	CD4026	1.55	CD4043	0.88	CD4066	0.55	CD4093	0.80
CD4010	0.50	CD4027	0.44	CD4044	0.84	CD4067	3.35	CD4094	1.69
CD4011	0.18	CD4028	0.77	CD4045	1.26	CD4068	0.20	CD4095	0.94
CD4012	0.20	CD4029	1.03	CD4046	1.20	CD4069	0.20	CD4096	0.94
CD4013	0.43	CD4030	0.50	CD4047	0.89	CD4070	0.46	CD4097	3.35
CD4014	0.83	CD4031	2.00	CD4048	0.50	CD4071	0.20	CD4098	0.98

ASSEMBLED LATCHED COUNTER MODULES



Our range of Industrial Latched Counter Module Kits is now available ready-built. These counters use both CMOS and TTL ICs and will save you considerable design, purchasing, building and de-bugging time. Each module uses a set of red LED displays and features a single in-line plug and socket. Instructions are provided. For full details please send for Catalogue.

TTL		Kit		
Part No.	Built	Part No.	Kit	
2 digit	401-484	£13.22	628-412	£10.52
4 digit	715-484	£23.38	857-412	£17.98
6 digit	293-484	£33.78	721-412	£25.86

CMOS		Kit		
Part No.	Built	Part No.	Kit	
2 digit	985-588	£13.02	548-470	£10.42
4 digit	512-588	£22.83	889-470	£18.11
6 digit	393-588	£32.31	191-470	£25.85

Our offices are at Chapel Street, Oxford, but please do not use this as a postal address

FAST SERVICE. We guarantee that Telephone Orders for goods in stock, received by 4.15 p.m. (Mon-Fri) will be despatched on the same day by 1st Class Post (some heavy items by parcel post) and our stocking is good. Private customers should telephone and pay by giving their Access or Barclaycard number with a minimum value of £5. Official orders no minimum. Official orders, Companies, Govt., Nats. Inds., and Univs.
ORDERS: C.W.O. add VAT at 8% + 35p p&p. TELEPHONE and CREDIT invoiced ORDERS add VAT at 8% + 60p p&p minimum charge (the balance will be charged at cost). Please send FAST SERVICE. EXPORT ORDERS welcome, no VAT but add 10% (Europe), 15% (Overseas) for Air Mail p&p. For export postage rates on heavy items — contact us first.



SEND YOUR ORDER TO

SINTEL
 PO BOX 75C OXFORD
 Tel: 0865 49791



127° 132° 138° 143° 149° 154° 160° 166° 171° 177° 182° 188° 193° 199°

Temperature Indicators

Measure and Record Temperature History permanently. Range 40-260 °C / 100-500 °F in 40 levels.

CelsiStrip®
 Scale 1:1
 46°C exceeded, 49°C not exceeded
 ±1% 40 43 46 49 54 °C.
 triangle turns black when exposed

CelsiStrip® and CelsiDot®, highly flexible and self-adhesive. Free samples on request on new improved indicators.

Switzerland **SPIRIG**
 CH-8640 Rapperswil
 P.O. Box 160
 Telex 75400
 WW — 027 FOR FURTHER DETAILS

66° 60° 54° 49° 46° 43° 40°

Road Runner

The NEW logic/microprocessor prototype wire threading system

- ★ Versatile, suitable for all types of circuit board.
- ★ Fast, economical and efficient in use.
- ★ Accepted and approved by leading industrial, research and educational establishments.
- ★ Compact, high quality, low profile finished results.
- ★ Ideal for microprocessor development.
- ★ Designed for all prototype and pre-release applications.

DRAMATICALLY REDUCES DEVELOPMENT COSTS

T. J. Brine Associates, Unit 116b, Blackdown Rural Industries, Haste Hill, Haslemere, Surrey GU27 3AY. Tel: 0428 52445.


WW — 027 FOR FURTHER DETAILS

ANALOGUE & HYBRID COMPUTERS

The C180 illustrated is just one of our range of complete ready-to-operate analogue computers which we offer for research, education, and industry. FEATURES INCLUDE: 18 FET input solid state operational amplifiers. 3 Four quadrant multipliers. Automatic amplifier function selection. Individual potentiometer setting facilities. Full meter switching to all amplifiers and potentiometers. Built-in stabilised power supplies.

Our design and development service can produce analogue or hybrid machines designed to your own requirements.

Phone or write for details of our analogue, digital, and hybrid computing equipment, or our growing range of capacitive proximity switches and transducers.



PHYSICAL & ELECTRONIC LABORATORIES LTD.

Manufacturers of precision electronic computing and testing apparatus
 28 ATHENAEUM ROAD, WHETSTONE, LONDON, N20 9AE TEL: 01-445 7683

WW — 068 FOR FURTHER DETAILS

Television – Principles and Practice
 J.S. Zarach and Noel M. Morris

- ★ Detailed and comprehensive, yet easy to follow
- ★ Illustrated with drawings and colour photographs
- ★ Up-to-date – deals with modern circuits and the PAL-D system
- ★ Covers the relevant parts of the C.G.L.I. Radio, T.V. and Electronics Mechanics course, it will also be of use in many other courses.

M hardcover £12.50 0 333 19220 6
 paperback £5.95 0 333 19221 4

For further details contact: Robert Devereux, The Macmillan Press, 4 Little Essex Street, London WC2R 3LF.

FREE CATALOGUE

WIRE STRIPPING & CUTTING EQUIPMENT



- *Hand Tools
- *Bench Machinery
- *Semi-automatic
- *Automatic Machinery
- *Accessories

Free NEW 36-page catalogue of RUSH wire stripping equipment



From GRASER INTERNATIONAL LIMITED

Hampton Court Parade, East Molesey, Surrey KT8 9HB
 Telephone: 01-979 8141 Telex: 928698

WW — 092 FOR FURTHER DETAILS

SPEAKER KITS FROM KEF.

Now you can build a loudspeaker system which incorporates all the features developed for the world famous KEF Model 104aB, and hear its quality at your KEF dealer before you buy and build the kit.



KEF KIT MODEL 104aB

The kit contains two baffles (only one illustrated) with the two drive units already preassembled, pretested and fully wired through an Acoustic Butterworth filter network. The mid frequency response can be adjusted by a 3-position contour control, and the tweeter is fuse protected.

The lowest frequencies come from an acoustically coupled bass radiator, without overall loss in efficiency from such a compact enclosure.

The instruction leaflet takes you through the enclosure construction sequence step-by-step with photographs to help.

Write now for more details, and the name of your nearest KEF dealer where you can hear how good the Model 104aB system is, before you buy the kit.

KEF Electronics Ltd.,
 Tovil, Maidstone, Kent ME15 6QP.
 Telephone: 0622-672261. Telex: 96140.



WW — 104 FOR FURTHER DETAILS

Appointments

Advertisements accepted up to 12 noon Friday, June 29 for August issue, subject to space being available.

DISPLAYED APPOINTMENTS VACANT: £8.50 per single col. centimetre (min. 3cm).
LINE advertisements (run on): £1.20 per line, minimum three lines.
BOX NUMBERS: 60p extra. (Replies should be addressed to the Box Number in the advertisement, c/o Wireless World, Dorset House, Stamford Street, London SE1 9LU.)
PHONE: Neil McDonnell on 01-261 8508
 Classified Advertisement Rates are currently zero rated for the purpose of V.A.T.

Are you a special breed of TV Engineer? who can deal with people as well as with colour television receivers and audio equipment.

We are currently seeking a **SENIOR ENGINEER** to help look after our retail customers at home and abroad.

Based at our superbly equipped Engineering Centre at Chessington, Surrey, you will be involved in, the preparation of sample colour TV receivers for world wide markets, liaison with our modern factories in the North East and quality assurance tests on receivers as they are delivered to our customers. You will also check out audio products from overseas manufacturers, prior to purchase, to ensure that performance and safety meet our high standards.

You could earn up to £5,500 p.a. in this particular appointment depending on your qualifications, experience, ability to communicate and writing reports in clear English. The freedom to travel at short notice is also important.

If competence is demonstrated the opportunity of promotion to higher grades is likely to occur.

Financial assistance will be given if domestic relocation is involved.

A junior position on these projects is also available.

Please write to or telephone:-

Mr H. Brearley,
 Rediffusion Consumer Electronics Ltd.,
 Fullers Way South,
 Chessington, Surrey. KT9 1HJ
 Telephone: 01 397 5411



REDIFFUSION

Radio Communications Electronics Engineers and Software Designers

Mid-Sussex — S.W. London

Salaries up to £7,000

To join our expanding R&D Laboratories covering a wide range of R.F. spectrum, from L.F. to V.H.F. Equipments include transmitters and receivers for marine and land based use, radio nav aids and radio monitoring remote computer controlled systems.

Electronics Engineers should have experience in transmitter or receiver design, analogue or digital circuit design, microprocessor applications. Software Designers should be experienced Programmers with an interest in control, signal processing or navigational software.

Attractive salaries are complemented by excellent prospects and generous benefits.

Contact: **The Personnel Manager, Redifon Telecommunications Limited, Broomhill Road, Wandsworth, London S.W.18. Phone: 01-874 7281 (reverse charges).**

(9033)

ELECTRONICS PRODUCTION

ENGINEERS AND TECHNICIANS

Dolby Laboratories, the successful and progressive London manufacturers of professional audio noise reduction equipment, require production engineering staff. Duties will include the design and fabrication of test and assembly equipment, method study and application of techniques to maximise production from a limited area.

Qualifications: Several years' experience in electronics manufacture, appropriate academic qualifications and the ability to work projects through to successful conclusions without close supervision.

Competitive salaries and excellent employment conditions are offered.

For application form, contact:

Dolby

Paul Garrard
DOLBY LABORATORIES, INC.
 346 Clapham Road, London, S.W.9
 01-720 1111

(9329)

Engineers

One of our most valuable assets!

We realise that without the skills of our engineers, the reputation of the BBC for technical excellence would not exist.

We intend to enhance this reputation, and we are looking for engineers to help us take broadcast engineering into the 21st Century.

Whether you are an 'old hand' who feels that your work has become undemanding and, perhaps, unrewarding, newly qualified and seeking your first job as an engineer, or expecting to qualify later this year, we believe that you can benefit by sharing an exciting future with us.

We recognise experience, but it is certainly not essential, as our high engineering standards are matched by an equally professional training programme, which covers the very wide field of broadcasting.

If you have or expect a degree, HND or HNC in Electronic Engineering or Applied Physics, a C & G Full Technological Certificate in Telecommunications or an equivalent qualification, we would like to hear from you.

OUR ENGINEERS RECEIVE STARTING SALARIES OF BETWEEN £5170 and £5620 in London, (£4720 and £5170 elsewhere) and many earn shift allowances of between £200 and £750 in addition.

All our more senior vacancies are filled by internal competitive promotion so your future can be what you make it. Even without promotion initial salaries will be increased annually by increments to £6295 in London (£5845 elsewhere).


We have vacancies in London and at various centres throughout the United Kingdom. If it is necessary for you to move your home in order to take up your appointment, we will consider assisting with the cost.

INTERESTED?

If you are, complete the coupon below and send it to The Engineering Recruitment Officer, BBC, London W1A 1AA or telephone 01-580 4468 ext. 2675 and we will send you further details and an application form.

Name _____

Address _____



Tel. No. _____

Ref. 79.E.4056/WW



DESIGN ENGINEER ELECTRONICS AUSTRALIA

Hills Industries Ltd. of Adelaide, South Australia, invite applications from Engineers and otherwise experienced personnel to develop and design antennae and associated equipment for communications and TV broadcasting.

The successful applicant would work with an enthusiastic team who have established a range of equipment held in high esteem throughout Australia.

Duties would be to investigate, examine and develop new designs, specifications and standards, and contribute to planning within the refined limits of V.H.F. and U.H.F. equipment and antennae arrays so specified.

The successful applicant may or may not have had experience in the antennae development area, but ideally will have a good working knowledge of antennae design, theory and practical experience in the installation of maintenance of broadcasting and communication antennae systems.

A salary of £7,500 is envisaged dependent on qualifications and experience. Superannuation is available after a qualifying period.

Hills are an Australian company, broad based, operating in each state as well as New Zealand and the U.K. The U.K. operation does not include the electronics field.

Written applications in the first instance giving experience and qualifications along with marital status etc. to the below address. An assurance of strictest confidence is given.

Interviews will be held in London mid June to early July. Please address applications to:

**The Managing Director
HILLS INDUSTRIES LIMITED
Pontygwindy Industrial Estate
Caerphilly, CF8 1XF, Mid. Glam.
South Wales**

(9364)

FOREIGN AND COMMONWEALTH OFFICE

has vacancies for

BROADCAST RELAY ENGINEERS

to serve a one year contract (unaccompanied) tour of duty on the island on Masirah (off the coast of Oman).

Applications are invited from engineers with experience of the operation and maintenance of high-powered radio transmitters, and who hold a third year City and Guilds Certificate in Telecommunications, or its equivalent.

SALARY: £9961 per annum (increase pending) plus a tax free allowance of £980 per annum for a single officer or £2705 per annum for an unaccompanied married officer.

Please apply To: **Recruitment Section, Foreign and Commonwealth Office, Hanslope Park, Hanslope, Milton Keynes, MK19 7BH.**

(9325)

UNIVERSITY OF LONDON KING'S COLLEGE

ELECTRONICS TECHNICIAN CHEMISTRY DEPARTMENT

Required for the construction of specialised equipment used in research and the maintenance of laboratory teaching instruments.

Good conditions. 5 weeks' annual holiday. Contributory pension scheme. Interest-free loans for annual season tickets. Salary on scale £3998 p.a. rising to £4580 p.a. (inclusive). Apply in writing with full details to: **The Head Clerk (Ref. 214747/W.W.), King's College London, Strand WC2R 2LS.**

(9318)

**A.B. ELECTRONIC PRODUCTS GROUP LTD.
ABERCYNON, MID GLAMORGAN**

MICRO ELECTRONIC ENGINEERING OPPORTUNITIES

Due to continued expansion A.B. Micro Electronics, a subsidiary of the A.B. Electronic Products Group are seeking to fill vacancies for qualified Engineers and Technicians.

The positions are in Design, Development, Applications and Test Engineering. Applicants should possess experience in at least one of these fields. A background in thick film micro electronics and /or semi conductor technology is ideal.

Candidates should be educated to H.N.D. / Degree standard, in either Electronics, Electrical Engineering or Physics, although exceptional experience will be considered in the absence of academic qualifications in some instances.

Attractive salaries are by negotiation. Promotion prospects are excellent in this expanding division. Assistance will be given with relocation expenses.

Write or telephone for an application form and for further information on these positions to:—



**Staff Personnel Officer
A.B. Electronic Products Group Ltd.
Abercynon
Mid Glamorgan
Tel: (0443) 740331**

(9354)

**SALARY
CURRENTLY UNDER REVIEW**

RADIO TECHNICIANS Keep police lines open

Police depend on communications equipment every hour of the day — so if this equipment suddenly acts up, the police are seriously handicapped. That's where you can make a difference. As a Police Radio Technician in Central or South London, you'll help make sure our wide range of equipment is in top working condition.

Qualifications: two years' experience together with either C & G Telecommunications Technicians Intermediate Certificate; ONC or equivalent.

Salary: from £3151 - £4224 p.a. according to age at entry, rising to £4776 p.a. including Inner London Weighting Allowance. There are substantial extra allowances for those employed on shiftwork at New Scotland Yard. Benefits include day-time release to study for higher qualifications, assistance with course fees and 4 weeks' holiday a year. Good prospects of promotion.

For details and an application form, contact:

The Secretary, Room 213/WW/RT, 105, Regency Street, London SW1P 4AN. Telephone 01-230 3122 (24 hour answering service).

(9355)

SIEMENS

Computer Service Engineers

To £6,400+ excellent benefits

When your job becomes so predictable and routine that you perform by habit instead of by thought and initiative, then it's time to move on.

At Siemens, you'll be working in a technically stimulating environment that will provide you with all the scope and backing you need to develop your career. As part of a further expansion programme, we offer the following opportunities to experienced computer service engineers:

Word Processing

We are a European market leader in word processing technology and, in addition to our well-established Text 580 system, we have recently introduced a new generation of microprocessor-controlled systems.

This is a fine opportunity for you to join a developing service team. You'll be involved with acceptance-testing equipment received from Germany, modifications, field maintenance and service, sometimes to component level, commissioning and systems installation.

Ideally you should have experience in mini-computers and associated peripherals. A knowledge of microprocessor technology would be an advantage. Full systems training will be given. The post is based in Sunbury but will involve some travel, mainly in the Greater London area and to Germany for training purposes.

Process Computer for Defence Project

A ground-based Siemens 300/16-bit system is used for in-flight analysis and testing as part of a NATO defence programme. Peripherals are card and tape readers, floppy discs and disc controllers. You'll also be involved in system assembly, installation and maintenance.


We'll give you full initial training—much of it in Germany—on all aspects of our system, including software. The post is based in Sunbury but will involve travel throughout the UK, for which a company car will be provided.

GLC Traffic flow

This is a site-engineering job based at New Scotland Yard, where you'll become heavily involved in the complex task of controlling the capital's traffic. You'll be working on main frame computers and peripheral equipment such as VDU's, discs and printers.

All these positions carry competitive salaries and an attractive package of company benefits includes generous expenses, sick-pay scheme, BUPA discount and a first-class, non-contributory pension scheme.

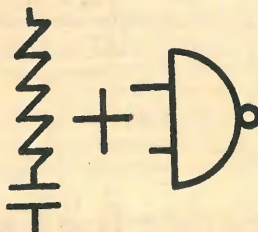
Male and female applicants should contact Phil Bainbridge, Deputy Personnel Manager, Siemens Ltd., Windmill Road, Sunbury-on-Thames, Middlesex. Tel: Sunbury 85691.




RADIO ENGINEERS

M.E.L. specialists in Radio Systems, require Engineers to develop an Advanced family of Multirole H.F. Radio Products. With an ambitious programme of High Technology design, vacancies exist at all levels for Development Engineers, Specialists in HF/VHF techniques and allied equipment and Technical Assistants. If you have experience or qualifications in any of the following

- * Receivers
- * Transmitters
- * H.F. Systems
- * Remote Control
- * Digital Processing
- * E.C.M. E.C.C.M.
- * E.M.C.
- * Power Supplies
- * Technical Proposal Authorship



Then we would be pleased to talk to you. All positions attract excellent starting salaries, generous holiday and sickness entitlements, staff shop, subsidised restaurant facilities and generous relocation expenses will be given plus help with your increased mortgage where necessary. Please write to or telephone Anne George, Personnel Officer, M.E.L. Manor Royal, Crawley, Sussex. Tel: Crawley 28787.



BIRKBECK COLLEGE
(University of London)
DEPARTMENT OF PSYCHOLOGY
GRADE 4
TECHNICIANS

Applications are invited for three Grade 4 posts as follows:

1. Mechanical Technician
2. Electronics Technician
3. Laboratory Technician

Posts 1 and 2 will involve design and construction of equipment for teaching and research. The duties of post 3, for which basic electrical/electronic skills are required, will be to assist in running the undergraduate teaching laboratories. Applicants for all posts should be 23 or over with relevant experience and should possess ONC or equivalent qualification or have served an appropriate recognised apprenticeship. Salary on scale £3746-£4232 including London Weighting, 31 days' leave p.a. + public holidays. Further particulars and application form from Administrative Assistant, (WW), Birkbeck College, Malet Street, London WC1E 7HX (Tel: 01-580 6622, ext. 271).

Completed forms, which should state clearly which post is applied for, should be returned as soon as possible.

(9333)

THE THOMSON FOUNDATION TELEVISION COLLEGE

VACANCIES AVAILABLE:

- A) **SENIOR ENGINEERING LECTURER**
- B) **ENGINEERING LECTURER**

Applicants must have had professional broadcast television experience of not less than three years for Lecturer, and seven years for Senior Lecturer. Duties include theoretical and practical training of broadcast engineers and technicians from overseas professional television stations.

These posts are based in a Student Residential College which houses a fully operational television station, and is situated in the rural suburb of Newton Mearns, near Glasgow.

Desirable qualifications: Degree, HND or equivalent. Recent practical broadcast experience essential.

Starting salary negotiable — Engineering Lecturer £7,000+, Senior Engineering Lecturer £8,000+.

Applications in writing to The Principal, Thomson Foundation Television College, Kirkhill House, Broom Road East, Newton Mearns, Glasgow, G77 5RH. (9385)

UNIVERSITY OF SHEFFIELD

TECHNICIAN (GRADE 5)

Required for the Department of Electronic and Electrical Engineering for employment in the Electrical Machines Laboratories. Applicants should be conversant with machine test facilities.

Minimum qualifications — recognised Electrical trade apprenticeship.

Salary on scale £3474-£4056 p.a. (under review).

Please write to the **Administrative Officer (Personnel)**, (Ref. S1229/WW), The University, Sheffield S10 2TN.

(9292)

LW/T

London Weekend Television

requires experienced

ELECTRONIC ENGINEERS

to work in their Video Tape Recording Section. Salary £4208 to £5777 p.a. according to experience. Salary review due 1st July, 1979.

Please telephone 01-261 3237 for an application form.

(9361)

UNIVERSITY OF LIVERPOOL

Institute of Child Health Alder Hey Children's Hospital

TECHNICIAN

To assist with research. Work includes assistance with design and development of medical electronic instruments and operation of the Institute's digital computer. Applicants must possess ONC or equivalent as minimum qualification and be experienced in fault diagnosis and use of digital and analogue integrated circuits. Knowledge of programming an advantage. Salary in a range up to £4056 p.a. according to qualifications and experience.

Application forms may be obtained from The Registrar, The University, P.O. Box 147, Liverpool L69 3BX. Quote L69 3BX. Quote RV/595/WW. (9215)

Electronics Engineers on the move

**INVEST
5 MINUTES
IN YOUR
FUTURE**

DESIGN, TEST, Q.A.; FIELD SERVICE, MANAGEMENT, ETC.

Take advantage of the best opportunities being offered in the Electronics Industry from amongst over 3,000 U.K. Companies with whom we deal. We are seeking all categories of Electronics Engineers for equipment ranging from computers to communications.

By returning the application form below, your job requirements will be matched against our clients' numerous vacancies, many of which are not advertised. Your application will be treated in strict confidence and no approaches will be made to existing employers or to any other companies you care to specify. Please remember, our service is completely FREE to applicants.

So don't delay — act now to give yourself the best chance of finding the perfect job.

If you wish to discuss any aspect of the Electronics job market, you are welcome to phone any time. Please ask for Brian Cornwell.

Capital Appointments Ltd. 29/30, Windmill St. London, W.1. ☎ 01-637 5551

PLEASE WRITE IN BLACK INK.

NAME: _____ ADDRESS: _____

Tel: (Home): _____ (Office): _____

Date of Birth: _____ Place of Birth: _____ Nationality now: _____ If not British, is a Work Permit req'd? _____

Marital Status: _____ Car Driver: _____ Car Owner: _____

Type of Position required: _____ Approx. Salary level: _____

Please indicate areas in which you are prepared to work:				Are you a houseowner?	Are you willing to relocate?
Cent. London	S. Coast	E. Midlands		Are you prepared to travel — In U.K?	Overseas?
S.E. London	West Country	W. Midlands		State of health:	
S.W. London	N.E. England	E. Anglia		Notice Period required:	
N.E. London	N.W. England	Wales		Availability for Interview:	
N.W. London	Scotland	Overseas			
Home Counties: N.W.	N.E.	S.W.	S.E.		

EDUCATION:

Secondary School Qualifications:
College or University Qualifications:
Any Professional Membership:

INDUSTRIAL EXPERIENCE:

Period of Employment	Company & Location	Products	Job Title	Responsibilities	Reason for leaving	Final Salary
1. Current or last employment From: To:						
2. Previous employment From: To:						
3. Previous employment From: To:						

ELECTRONICS PROFILE: Indicate extent of experience— A—Extensive; B—Moderate; C—Limited; If Nil experience, leave blank.

<input type="checkbox"/> Telephone Eqpt.	<input type="checkbox"/> Data Comms.	<input type="checkbox"/> Radio/Hi-Fi/T.V.	<input type="checkbox"/> Broadcast Eqpt.
<input type="checkbox"/> Digital/Logic	<input type="checkbox"/> Analogue Eqpt.	<input type="checkbox"/> Software/Programming	<input type="checkbox"/> Minis/Microprocessors
<input type="checkbox"/> Computers/Periphs.	<input type="checkbox"/> Test Gear/ATE.	<input type="checkbox"/> Process Control	<input type="checkbox"/> Power Supplies
<input type="checkbox"/> UHF/VHF. Comms.	<input type="checkbox"/> Microwave	<input type="checkbox"/> Radar/Nav aids.	<input type="checkbox"/> Medical Electronics
<input type="checkbox"/> Signalling Systems	<input type="checkbox"/> Security Eqpt.	<input type="checkbox"/> Avionics	<input type="checkbox"/> Simulators
<input type="checkbox"/> Weapons	<input type="checkbox"/> Scientific Eqpt.	<input type="checkbox"/> Data Recorders	<input type="checkbox"/> Photocopiers
<input type="checkbox"/> Phototypesetting	<input type="checkbox"/> Servo-mechs.	<input type="checkbox"/> Components-Active	<input type="checkbox"/> Components—Passive
<input type="checkbox"/> Production Eng.	<input type="checkbox"/> Electrical Eng.		

Others — Please state.

Please indicate any Companies you do not wish us to contact.

If you wish to detail further aspects of your experience or job requirements, please enclose on a separate sheet.

Technicians all areas throughout the UK

Storno are one of the world's major manufacturers of VHF, UHF and FM telecommunications equipment and control systems. Currently undergoing a planned phase of expansion we produce mobile, portable and personal systems with many and varied uses. To strengthen our team we are looking for the following people in all areas of the U.K.

Installation Technicians

to install and commission Mobile Radio equipment and assist in installation of major systems.

Radio Technicians

to service VHF/UHF radio telephone equipment and associated control systems. Vacancies for Workshop and Field Technicians. Knowledge of digital techniques an advantage.

For all posts we offer highly competitive salaries. Write or telephone for an application form to Mrs. M. Mackett, Personnel Manager, Storno Limited, Frimley Road, Camberley, Surrey. Tel: Camberley 29131.

Storno

RADIO COMMUNICATION SYSTEMS

(9378)

University of Liverpool
Department of Physics

ELECTRONICS TECHNICIAN

to assist in developing and commissioning digital and analogue electronic equipment. A good opportunity to gain experience of complex systems for data acquisition and processing, using micro and mini computers linked to powerful main frames. Applicants must possess recognised qualification (H.N.C. or equivalent), and have had some previous experience. Salary on a scale up to £4,758 p.a., according to qualifications and experience.

RESEARCH TECHNICIAN

to assist with preparing, commissioning and running apparatus in a Solid State Physics Group. Relevant experience necessary and some knowledge of electronics or workshop practice an advantage. Initiative and ability to work co-operatively important. H.N.C. or equivalent qualification essential. Salary on a scale up to £4,056 p.a., according to qualifications and experience.

Application forms may be obtained from The Registrar, The University, P.O. Box 147, Liverpool L69 3BX. Quote Ref. RV/592/WW.

(9214)

VIDEO ENGINEER

Experienced all-round Video Engineer required by leading company in North London. Good pay, Bonus, Pension, Company Car. Phone J. Rabin or A. Brown, 01-951 0466.

(9359)

CHIEF ENGINEER

COVENTRY ILR

The company awarded the contract to provide Independent Local Radio in Coventry is seeking a Chief Engineer with experience in sound broadcasting studio operations and maintenance. The successful candidate will act as the senior executive responsible for technical installations, maintenance, operational routines and liaison with the IBA on technical matters. A competitive salary will be offered.

Applications with full curriculum vitae, which will be treated in strictest confidence, should be addressed to:

**THE MANAGING DIRECTOR
MIDLAND COMMUNITY RADIO
2 MANOR YARD
NEW UNION STREET
COVENTRY, WEST MIDLANDS CV1 2PS**

(9341)

PIONEER®

An extensive expansion programme to diversify our after sales service activity has created additional vacancies at our service centre in Iver.

We require service personnel to join a friendly team of Technicians in our modern well-equipped service department and laboratory to assist in repair and maintenance of sophisticated Audio and In-Car stereo equipment of our world renowned brand.

BENCH SERVICE TECHNICIANS

Applicants should hold C&G Radio and TV, Electronics Technician or equivalent certificate with a minimum of two years experience in the Audio field. Alternatively five years' of relevant experience with sound knowledge of Electronics is acceptable.

Salary in the area of £3,500 to £4,500 per annum, according to experience.

LABORATORY ASSISTANT ENGINEER

Applicants should hold a Degree, HND or equivalent with a minimum of five years' relevant experience. Thorough knowledge of amplifiers, tuners and magnetic recorders is essential. The work entails measurements and modification of existing designs, investigation of special consumer complaints, writing technical reports, etc.

Salary negotiable, according to experience.

If you think that you can help us in our expansion programme then contact us now and find out more about our generous staff benefits. We offer excellent working conditions, training programmes and day release to advance your career and knowledge in the field of high fidelity.

Luncheon vouchers; Pension Scheme.

Apply in writing to:

**Mr A. H. K. Littlemore
Pioneer High Fidelity (G.B.) Ltd.
Pioneer House, The Ridgeway
Iver, Bucks. SL0 9JL
or Telephone: Iver (0753) 652222**

(9336)

TEST EQUIPMENT ENGINEERS

ARE YOU SEEKING AN OPPORTUNITY TO WORK ON SOPHISTICATED TEST GEAR EMPLOYING THE LATEST ANALOGUE AND DIGITAL TECHNIQUES?

If so, join Rediffusion and work on a number of exciting projects associated with the design and development of equipment for production line testing of our future colour TV receivers.

Effective testing plays an important part in ensuring that the finished product reaches the high quality levels necessary for success during the 80's. To increase the scope and flexibility of our testing, new equipment will be microprocessor controlled. Even if you only have limited knowledge of digital techniques this opportunity will enable you to learn the mysteries of microprocessors and their application to testing complex electronic sub-assemblies.

Applications are invited from engineers with a creative ability to work in a congenial and stimulating environment at our Engineering Centre at Chessington, Surrey. We have vacancies at senior and intermediate levels offering opportunities for career advancement. The salary range extends to £6000+, the higher end of which is for the ideally qualified engineer.

The usual big company benefits, such as pension scheme, free life insurance, 4 weeks' holiday with choice of leave period, sports facilities and assistance with relocation expenses are offered for these posts.

If you are interested in these challenging positions and would like more details or wish to discuss the matter in depth, please write or telephone:—

Mr H. Brearley,
Head of Technical Services,
Rediffusion Consumer Electronics Ltd.,
Fullers Way South,
Chessington, Surrey KT9 1HJ
Telephone: 01-397 5411



REDIFFUSION

(9327)

DPC ELECTRONICS LTD.

1. **PRE-PRODUCTION SERVICES MANAGER**
2. **PLATING CHEMIST**
3. **QUALITY ENGINEER**

DPC Electronics Ltd, a major Producer of both Plated Through and Print and Etch PCBs, are now entering the Fine Line field. Owing to expansion and the introduction of new products the Company require the above named staff.

The first position requires a good knowledge of PCB Production techniques including Press Work, NC Drilling, Photomechanical Processing and photography, coupled with proved ability in the administration of a similar function.

The other two positions require relevant experience in the PCB or a similar field together with appropriate qualifications.

These three positions carry competitive starting salaries, a comprehensive benefit programme, including Profit Sharing Scheme, Contributory Pension Scheme, Free Life Assurance. The successful applicants will be given a re-allocation allowance.

The factory is situated in a New Town Development area with easy access to Motorways.

Please forward details of your experience and qualifications to:

Mr. M. H. T. McKenzie-Folan
Personnel Manager
DPC Electronics Ltd.
Garnett Place
Gillibrands Road
Skelmersdale, Lancs.
Telephone: Skelmersdale 22444

(9291)



**Make
your
hobby
more
Constructive
and
Profitable!**

Become an

ELECTRONICS ENGINEER or a TECHNICIAN ENGINEER

At PNL we offer two, interesting, full-time courses.

★ B.Sc. in Electronic and Communications Engineering.
2 'A' levels, usually Maths and Physics could qualify you for this 3-year full-time degree. Specialise in Acoustics, Digital Electronics and/or Radar and Microwaves in the final year.

★ Technician Engineer Certificate
3 'O' levels, usually Maths, Physics and English, are the entry requirements for this two year full-time certificate, specialising in Computer Engineering, Sound Studio Engineering and Radar and Microwaves.

**Details from: Secretary, DECE, PLN, Holloway Road
London N7 8DB**

The Polytechnic of North London

(9288)



**Medical
Systems**

PHILIPS

X-Ray Service Engineers

We require for contract work throughout the world experienced X-ray engineers to install and maintain the very latest in advanced diagnostic apparatus.

If you feel that you have the qualifications to take this opportunity of joining a major Company in this field, then you will be amply rewarded with a job that is both satisfying and financially very worth while. Contracts will be initially for a period of two years, generally in the Middle East with the possibility of a further term if mutually agreed.

Although Philips Eindhoven would be the employer, please contact initially:

**Mr. J. O. Skinner, Regional Co-ordinator, Philips Medical Systems,
Kelvin House, 63-75 Glenthorne Road, Hammersmith, London W6 0LJ.
Telephone No. 01-741 1666.**

(9328)

Development Test Engineers

Electronics

Wouldn't you like to work in a well-equipped laboratory that's got the best in modern equipment, including ATE and manual testers?

And wouldn't you like to work for a company renowned for advanced technological innovations?

Ferranti are looking for Development Test Engineers to prove specifications and test equipments; also to test and fault diagnose on a wide variety of prototype, pre-production and production equipment.

If you have an ONC/HNC or C & G in electronics together with the experience and enthusiasm to tackle the job, Ferranti can offer you a good salary (opportunities for overtime if you want it), a productivity bonus scheme, flexible working hours and other benefits associated with a large and successful company.

You have nothing to lose, and probably a great deal to gain by talking to us. So why not telephone or write to:

Personnel Department, Ferranti Computer Systems Limited,
(Bracknell Division), Western Road, Bracknell, Berkshire.
Tel 0344 3232 ext. 471

Please quote ref. no. B/2/WW

These appointments are open to male and female applicants.

FERRANTI
Computer Systems

WESTWARD TV

**ENGINEERS — try a
move to the WEST
COUNTRY**

WESTWARD TV seeks several additional experienced Electronics Broadcast Engineers for the Studios at Plymouth, Devon, to operate and maintain Telecine and VTR Equipment including our new 1" helical scan VTR suite. We offer attractive locality and conditions of service, including over four weeks' annual holiday, free life insurance and salaries of up to £6,100 per annum, including supplements (under review).

Telephone the Personnel Manager for further details on 0752 69311 or write to Westward Television Limited, Derry's Cross, Plymouth PL1 2SP.

(9331)

ADVISION RECORDING STUDIOS

have a vacancy for a

**SENIOR TECHNICAL
ENGINEER**

The post includes a wide range of duties, but primarily the applicant will be involved with the maintenance, development and installation of recording equipment at our London based Studios.

The successful applicant will have a sound electronic knowledge coupled with a good background in digital technology.

Applications in writing please to:

Roger Cameron
ADVISION RECORDING STUDIOS
23 Gosfield Street, W.1

(9293)

UNIVERSITY OF SURREY

ELECTRONIC/ ELECTRICAL ENGINEERING OPPORTUNITIES

Owing to the expansion of the highly successful Industrial Electronics Group in the Department of Electronic and Electrical Engineering at the University of Surrey, vacancies exist, immediately, for technicians (engineers) who are keen to further their experience in a wide range of electronic fields and are qualified to ONC level or higher.

The work will involve operating on a project basis, covering all phases of prototype equipment manufacture, development and documentation. There is an opportunity to specialise in electro-mechanical design and draughting if desired.

The Group at present consists of a small team of Professional Engineers and Technicians who liaise closely with academic staff in problem solving for industry. Projects usually entail the development of novel instrumentation covering communication, non-destructive testing and signal processing fields with increasing emphasis on micro-processor based systems.

Commencing salary according to age and experience within the range £3222 to £3708 and £3474 to £4056 (both under review pending comparability study).

Holiday entitlement is four weeks plus one week at Easter and Christmas and other public holidays. Generous sick pay and superannuation schemes exist.

Normal hours are 37½ per week and flexible working can be arranged.

Day release is possible for study leading to higher qualifications.

The university facilities provide a wide range of social and sports opportunities. Assistance with the cost of moving house will be given where appropriate.

An informal discussion or visit can be arranged by telephoning Mr. Matley, Head of Industrial Electronics Group (Guildford 71281 ext. 341) or write in confidence to The Staff Officer, University of Surrey, Guildford, Surrey GU2 5XH.

(9212)

TOP JOBS IN ELECTRONICS

Posts in Computers, Medical, Comms, etc. ONC to Ph.D. Free service.

Phone or write: **BUREAUTECH
AGY, 46 SELVAGE LANE,
LONDON, NW7. 01-959
3517.**

(8994)

THE MANOR MOBILE AND THE MANOR STUDIO

have a vacancy for a Maintenance Engineer. Phone Rhonda at the Manor 08675 2128.

(9360)

TEST ENGINEERING PROFESSIONALS FOR ADVANCED AVIONIC SYSTEMS

MEL, a division of the International Philips Electronic and Associated Industries Group, are looking for professional test personnel to work on sophisticated Avionic and associated systems. We design and manufacture a wide range of equipment including Air and Shipborne Radar, navigational aids, microwave communications and radar control systems so those appointed can look forward to involvement in a wide and diversified range of projects utilising an equally wide range of electronic techniques including:

DATA PROCESSING. DIGITAL. MICROPROCESSING ANALOGUE.
RADAR. TTL & MOS. PULSE. SCAN CONVERSION.

We are looking for:

SENIOR TEST ENGINEERS, TEST ENGINEERS AND TEST TECHNICIANS

with experience in one or more of these fields together with HNC or C & G qualifications.

We also consider people with T.V. Bench engineering experience and H.M. Forces 3rd Line Servicing personnel with a background in fault finding. We offer excellent conditions of employment, including relocation expenses and nomination for local authority housing in this attractive part of Sussex where appropriate.

If you feel you have relevant experience and would like to make your future with our successful organisation, please contact: Alistair Budd - Personnel Department, M.E.L., Manor Royal, Crawley, Sussex. Tel: Crawley 28787 Ext. 364.

(8662)

M E L



ROHDE & SCHWARZ

require

SENIOR TEST AND CALIBRATION ENGINEERS

With a background in RF and microwaves, experienced in analogue, digital techniques, logic and microprocessor controlled ATE.

Also vacancies exist for

TEST AND CALIBRATION ENGINEERS

with knowledge on one or more of the above techniques.

We offer an exceptional salary ★ Performance related bonus scheme ★ Training abroad ★ Prospects of promotion ★ A wide variety of work ★ A happy atmosphere ★ Non-contributory pension scheme ★ Subsidized restaurant ★

Please write or phone to:

Mr. Z. Eres (Technical Manager) extension 43.

Electronic Instruments & Communications Equipment

aveley
electric LTD



Roebuck Road, Chessington, Surrey KT9 1LP
Tel: 01-397 8771. Telex: 928479 Aveley

(9342)

DUBAI RADIO AND COLOUR TELEVISION

DRCTV requires a number of technical staff to operate and maintain two new radio transmitting stations now completing construction. These two stations comprise a 2 x 750 KW medium wave am station and a 3 x 300 KW shortwave station with extensive aerial arrays for worldwide coverage.

All applications will be considered, preference given to those with experience of high power operation at transmitting stations.

Outline terms of employment would be:—

1. Salaries in the range £8,000/£12,000 per annum — there is no income tax in the Emirate of Dubai.
2. Fully furnished air conditioned accommodation for applicants and dependants free.
3. Car allowance payable.
4. Water and electricity free.
5. Medical attention free.
6. Working week is 45 hours 6 days with shift rota working for most posts advertised.
7. Economy class airfares for applicants and dependants paid by Government.
8. One month's leave after 11 months' service with economy class airfares paid by Government for applicant and dependants.
9. Contracts of 12 or 24 months' duration.

Candidates will be interviewed in London and elsewhere within two months.

All replies in strict confidence by airmail please to:—

Director General
DRCTV
P.O. Box 1695
Dubai
UNITED ARAB EMIRATES

(9351)

SCIENCE RESEARCH COUNCIL

APPLETON LABORATORY has vacancies for

ELECTRONIC ENGINEERS

to work on the Stabilised Balloon Platform Project

The Platform, which in itself weighs approx. 1 ton, is designed to carry astronomy experiments for the UK scientific community and point them with near arc-second accuracy, operating at altitudes up to 40 km. The Platform was largely re-designed at Appleton Laboratory during 1977 and 1978 and successfully flown with an experimental payload in September/October 1978. Flight campaigns are planned for the US or Australia during spring and autumn each year and some service overseas will be required.

There are two posts at Professional and Technology Officer III level and the successful applicants will be responsible for production, testing and maintenance of electronic systems on the Platform and its ground checkout equipment. There is also a vacancy for a Professional and Technology Officer IV to assist in these duties.

The post will initially be based at Slough with a move to Chilton in Oxfordshire at a later date.

Candidates must possess an ONC or a TEC/SCOTEC certificate, or an equivalent or higher qualifications in a relevant subject and for the higher posts 8 years' experience (including training). Some knowledge of telemetry (PCM) and telecommand systems, electromechanical systems, optical systems and experience of environmental testing and field trials would be useful.

Salary including Outer London Weighting for PTO III grades will be on the scale £4601-£5144 p.a. and for PTO IV grades will be £3320-£4601 dependent upon age and experience. Salaries are currently under review. A non-contributory pension scheme exists.

Further information and application forms may be obtained from: **Mr. N. J. Myer, Science Research Council, Appleton Laboratory, Ditton Park, Slough, SL3 9JX, Berks. Tel. Slough 44234, Ext. 153.** Closing date: July 6, 1979.

(9335)

ELECTRONICS COMPONENTS BUYER


Bristol Aerojet Limited are designers and manufacturers of rocket motors, rocket vehicles and underwater systems.

Electronics is an increasingly important aspect of our business and we require an Electronics Components Buyer who will be expected to select suitable suppliers.

Candidates will be expected to have a mechanical drawing qualification at ONC level.

Our factory is pleasantly situated on the Avon/Somerset border just a few minutes from the sea, the Mendip hills and junction 21 of M5. Salary is negotiable according to qualifications and experience. In addition, a productivity scheme is in operation.

Contact: Ron Moir,
Personnel Manager,



BRISTOL AEROJET

Bristol Aerojet Limited,
Banwell, Weston-Super-Mare,
Avon BS24 8PD. (9338)

A new challenge in Radio Systems Development

ITT Components Group Europe has a world-wide reputation for the quality and reliability of its products which cover virtually the whole spectrum of electronic components technology.

At the Company's headquarters in Harlow there is an expanding programme of development work in progress and additional Electronics Engineers are now required to join a small, enthusiastic and highly professional team developing synthesizers and oscillators for professional and military radio systems.

This is an important new project and we are looking for self-motivated Electronics Engineers with initiative, who have experience in radio frequency design. An appropriate degree is desirable but less qualified men and women with sound practical experience and an interest in this type of development work, would also be considered.

We offer an attractive salary with contributory pension scheme with transfer option and assistance with relocation expenses where necessary.

Write with details of experience to Miss R. Wayper, ITT Components Group Europe, Edinburgh Way, Harlow, Essex. Telephone: Harlow 26811 ext. 2221.

Components **ITT**

Electronics Technician

Required to work with team of Engineers on world's leading industrial radio controls.

Duties include assembly, wiring and test of complete equipment as well as testing small batches of PCBs.

Previous experience of high quality wiring essential. Previous production testing experience would be an advantage.

Suitable candidate must be able to work unsupervised.

Telemotive looks only for above average personnel, and this is reflected in conditions of employment offered.

Please apply, giving details of previous experience to:

Telemotive U.K. Limited

TELEMOTIVE HOUSE, 100 HIGH ROAD
BYFLEET, WEYBRIDGE, SURREY
BYFLEET 47117

(9346)

UNIVERSITY OF LEICESTER EXPERIMENTAL OFFICER

Applications are invited for the academically related post of Experimental Officer in the Department of Chemistry. The person appointed will be concerned with the design, development and construction of electronic equipment and the modification and maintenance of analytical instruments in the department. A knowledge of modern electronics including digital, data logging and R.S. circuitry is essential.

Candidates should be graduates or have equivalent professional qualifications. Salary on an incremental scale, £3,689 to £6,108 p.a., according to qualifications and experience.

Applications should be sent to Head of Department, Department of Chemistry, University of Leicester, Leicester, LE1 7RH.

RADIO TECHNICIANS

At the Government Communications Headquarters we carry out research and development in radio communications and their security, including related computer applications. Practically every type of system is under investigation, including long-range radio, satellite, microwave and telephony.

Your job as a Radio Technician will concern you in developing, constructing, installing, commissioning, testing, and maintaining our equipment. In performing these tasks you will become familiar with a wide range of processing equipment in the audio to microwave range, involving modern logic techniques, microprocessors, and computer systems. Such work will take you to the frontiers of technology on a broad front and widen your area of expertise — positive career assets whatever the future brings.

Training is comprehensive: special courses, both in-house and with manufacturers, will develop particular aspects of your knowledge and you will be encouraged to take advantage of appropriate day release facilities.

You could travel — we are based in Cheltenham but we have other centres in the UK, most of which, like Cheltenham are situated in environmentally attractive locations. All our centres require resident Radio Technicians and can call for others to make working visits. There will also be some opportunities for short trips abroad, or for longer periods of service overseas.



You should be at least 19 years of age, hold or expect to obtain shortly the City and Guilds Telecommunications Technician Certificate Part I (Intermediate), or its equivalent, and have a sound knowledge of the principles of telecommunications and radio, together with experience of maintenance and the use of test equipment. If you are or have been in HM Forces your Service trade may allow us to dispense with the need for formal qualifications.

WORK IN COMMUNICATIONS R&D AND ADD TO YOUR SKILLS

You start at £3900 rising to £5530, and promotion will put you on the road to posts carrying substantially more. There are also opportunities for overtime and on call work paying good rate.

Get full details from our Recruitment Officer, Robby Robinson, on Cheltenham (0242) 21491, Ext. 2269, or write to him at GCHQ, Oakley, Priors Road, Cheltenham, Glos. GL52 5AJ. If you seem suitable we'll invite you to interview in Cheltenham — at our expense, of course.

(9106)

Nene College Northampton

Applications are invited for the temporary post of

Senior Lecturer in Electrical Engineering

Candidates should be graduates or Chartered Engineers with recent industrial experience. The successful applicant will be able to lecture in one of the fields of Industrial Control, Power or Electronics.

The Post is tenable for one academic year from September, 1979.

Salary Scale: £6051-£7065 (under review) point of entry depending on previous experience.

Application forms and further particulars are available from The Senior Administrative Officer, Nene College, Moulton Park, Northampton NN2 7AL.

(9356)

VAN DE GRAAFF TECHNICIAN

Required to assist with the operation and maintenance of the 4 MV accelerator recently installed at the Gray Laboratory. This machine is being used for research aimed at improving the radiation treatment of cancer.

Experience in any of the fields of Electrical, Electrical/Mechanical, Electronics or Vacuum Technology a distinct advantage.

Candidates should possess H.N.C. or equivalent, time served tradesmen will be considered.

Starting salary up to £5034 (under review) according to experience, age and qualifications.

Further information and application form, in confidence, from

Deputy Director
CRC Gray Laboratory
Mount Vernon Hospital
Northwood, Middx. HA6 2RN

(9371)

Applications are invited from experienced

ELECTRONIC ENGINEERS

(Graduates or equivalent)

to participate in development and research projects within the Department of Physiotherapy, primarily in measurement of muscle function. Ongoing activities in which he/she would be expected to play a role include development of a chair to measure isokinetic work, and general duties in connection with these projects. A knowledge of torque and velocity transducers would be an advantage.

Applications should be made to Mr. G. Smith, Assistant Personnel Officer, Hammersmith Hospital, Du Cane Road, London W12 0HS.

(9344)

AUDIO + VIDEO LTD. VIDEO & TELECINE OPERATORS



required for Ampex and RCA Quad VTRs and Sintel and RCA. Telecine Channels for both our day and night shifts. Persons with requisite television engineering background may be considered for training positions.

Contact:

Peter Horton
Audio + Video Limited
48 Charlotte Street, London W1P 1LX
Telephone: 01-580 7161

(9261)

SIEMENS

Telecommunications Engineers

Expansion of our Telecommunications Test Equipment Workshop has resulted in a requirement for experienced Electronics Engineers to join the service team at our modern complex in Sunbury.

Your main function will be the repair and calibration of telecommunications test equipment both in the workshop and on site. There will be travel within the UK and occasionally Europe and training will be provided both in this country and Germany.

You should have a good background in servicing both analogue and digital equipment, preferably within the telecommunications industry. Familiarity with inspection techniques used by the armed forces, Post Office or British Rail would be a considerable advantage. Previous involvement in small design projects and prototype modelling will be necessary for the occasional modification of equipment to customer specifications and considerable emphasis is placed on the use of automatic test equipment.

Employment benefits are excellent; in addition to a competitive salary, we offer an excellent, non-contributory pension scheme, sick-pay scheme, active sports and social club, subsidised restaurant and very good working conditions.

Interested applicants should telephone or write for an application form to Phil Bainbridge, Deputy Personnel Manager, Siemens Limited, Siemens House, Windmill Road, Sunbury-on-Thames, Middlesex. Telephone: Sunbury 85691 ext. 325.

CHELSEA COLLEGE
University of London

ELECTRONICS TECHNICIAN ENGINEERS/ TECHNICIANS

required for interesting work in Electronics Workshop serving Electronics and Physics research and teaching. Work includes prototype instrument design, development and construction, and the servicing of electronic equipment. We have two vacancies, one at Grade 5 — Salary £3996 to £4580 per annum — and the other at Grade 3 — Salary £3455 to £3860 per annum. Both salaries are inclusive. Generous holidays. Day release for further study may be arranged at Grade 3.

Details and application form from Mr M. E. Cane (3/5EW), Department of Electronics, Chelsea College, University of London, Pulton Place, London, SW6 5PR. (9322)



CAPITAL
APPOINTMENTS LTD

FREE JOBS LIST

for
FIELD SERVICE ENGINEERS
BASIC SALARIES TO
£7,000 + CAR

(8781)

30 Windmill Street, London, W1
01-637 5551

Electronics Engineers

Could you manage our
Technical Department?
£7,000 p.a.

Grundig International Ltd., part of the world-wide Grundig organisation, is one of the largest suppliers of business equipment, audio, CTV and VCR products throughout the UK, to our own appointed specialist dealers.

We require an experienced Engineer (m/f) with a practical flair to organise and supervise our Technical Department which provides technical support and advice to our dealers and consumers.

The remuneration package offered is excellent plus the usual large company benefits.

Please write or telephone for an application form to the Personnel Officer, Grundig International Ltd., Newlands Park, Sydenham, London SE26. Telephone no.: 01-659 2468.

GRUNDIG

(9395)

Radio Officers

If your trade or training involves radio operating and you are no more than 35 years of age, you qualify to be considered for a Radio Officer post with the Composite Signals Organisation.

A number of vacancies will be available in 1980 for suitably qualified candidates to be appointed as Trainee Radio Officers. Candidates must have had at least 2 years' radio operating experience or hold a PMG or MPT certificate.

On successful completion of 40 weeks' specialist training, appointees move to the Radio Officer Grade.

Trainee Radio Officers start on £2,605 at 19 up to £3,034 at 25 or over. After completion of specialist training Radio Officers start on £3,571 at 19 rising to £4,675 if you are 25 or over: then by 5 annual increments to £6,340 inclusive of shift and weekend allowances. Salaries at present under review.



GCHQ

For further details apply to:
The Recruitment Officer
Government Communications Headquarters
Priors Road, Oakley
Cheltenham, Glos. GL52 5AJ

Telephone: Cheltenham 21491 Ext. 2269

(9105)

R & D Engineers ADVANCED RADAR AND RADIO APPLICATIONS

Northern Home Counties

to £8000

Having recently secured substantial R & D Contracts in both the Radar and satellite based Navigational Aids field, our Client, the Research Centre of a major international group, now seeks to appoint a number of qualified engineers with experience in any of the following disciplines:

- RADAR SYSTEMS DESIGN & MODELLING
- ANTENNA SYSTEMS (Particularly Arrays)
- VHF/UHF RECEIVER DESIGN
- RF/IF CIRCUIT DESIGN
- HIGH SPEED DIGITAL OR ANALOG SIGNAL PROCESSING
- MICROPROCESSOR INTEGRATION WITH RADIO/RADAR SYSTEMS

With access to impressive research facilities, these positions will be of particular interest to self-motivated

engineers seeking involvement with the early conceptual design of novel systems. Every encouragement will be given to progress projects through to advanced development phases which will require frequent liaison with associated companies in Europe and the USA, possibly necessitating some limited travel.

In addition to an attractive starting salary based on experience and qualifications, the company offers excellent career prospects, generous fringe benefits and relocation expenses where appropriate.

This position is open to both male or female applicants and for further information please write or telephone in confidence, quoting REF/RRA to:

Mr M W Edwards
JACQUES SAMUEL & ASSOCIATES LIMITED
Technical & Management Recruitment Consultants
33 Bancroft, Hitchin, Hertfordshire
Business hours Telephone Hitchin 54761/2
Evening/weekends Telephone Hitchin 4875

(9211)



EDITORIAL SERVICES CONTROLLER

The Macmillan Press require an Editorial Services Controller to work in their Higher and Further Education Division, on a very wide variety of books in subjects from undergraduate science to semi-technical hobbies. The job mainly involves supervising specialist freelance editors, dealing with authors, and working with the Production Department and Further Education Publisher. A technical or scientific background and the ability to edit — and occasionally re-write — books involving, for example, electronics and mathematics are essential. Training will be provided for a person with the required technical background.

Please send applications in handwriting, with a detailed curriculum vitae to:

Sheilagh Browne, Personnel Manager, Macmillan Publishers Ltd., 4 Little Essex Street, London W.C.2.



(9370)

Nene College Northampton

Principal Lecturer in Microelectronics

Applications are invited for the above post.

Candidates should be Graduate Chartered Engineers with considerable recent experience of the industrial applications of microelectronics.

The successful candidate will be expected to initiate and contribute to the development of courses in microelectronics including micro-processor applications to industrial systems.

Salary Scale: £7047-£7818 (under review).

Application forms and further details from: The Dean, School of Technology, Nene College, St. George's Avenue, Northampton.

(9381)

Royal Holloway College
(University of London)
Egham Hill
Egham, Surrey

INSTRUMENT TECHNICIAN —GRADE 5

required to provide a comprehensive service of maintenance, repair, modification and calibration for a wide range of scientific instrumentation. Applicants should be suitably qualified and experienced. Salary on scale £3474-£4056, plus £275 a year London allowance.

Applications giving details of age, qualifications and experience together with the names and addresses of two referees should be sent to the Personnel Officer (WW).

(9337)

Electronics & Computer Test To £7,500

Use your C&G/ONC/HNC/Forces Training and good DIGITAL/ANALOGUE/RF experience to advantage. Working with state-of-the-art MINI/MICRO PROCESSOR; LASER; ATE; COMMUNICATIONS; NUCLEONIC; CCTV and similar equipment. Most UK areas; from Technician to Manager.

For free confidential counselling and practical career advice contact GRANT WILSON ref: GW470.

TECHNOMARK, 11 Westbourne Grove, London W2 4UA.

Tel: 01-229 9239 (01-229 4218—24 hrs).

Engineering Recruitment Consultants.

UNIVERSITY OF KEELE
DEPARTMENT OF PHYSICS

ELECTRONICS TECHNICIANS

required for teaching and research laboratories. Posts at Grade 5 and Grade 4 are available for which the salary scales are £3747-£4056 and £3222-£3708 per annum respectively. Application forms and further particulars available from the Professor of Physics, The University, Keele, Staffs. ST5 5BG, to whom applications should be returned by July 6th, 1979.

(9393)

Electronic Test Engineers

TO £4800 p/a

We manufacture and market audio noise reduction equipment which is used by major recording companies, recording studios and broadcasting authorities throughout the world and have enjoyed successful growth since incorporation in 1968.

The increased demand for our equipment in the recording and cinema industries has necessitated the recruitment of experienced test engineers.

If you have practical knowledge and experience of electronic testing, think you can test, calibrate and troubleshoot our sophisticated equipment and enjoy the challenge of quality and delivery pressures telephone Tony Hill 01-720 1111.



Dolby Laboratories Inc
346 Clapham Road
London SW9 9AP
Telephone 01-720 1111

(9372)

ELECTRONIC ENGINEER BRIGHTON POLYTECHNIC £4245-£5073 P.A.

To work with a team of experienced engineers and technicians developing Audio Visual Facilities throughout the polytechnic. The wide range of systems developments includes sound and colour television production, video recording and editing to near broadcast standards. The electronic engineer will apply digital and analogue techniques to develop and install new equipment, upgrade existing facilities, and assist with its maintenance. Formal training to degree, HNC or equivalent standard will be expected and experience with electronic design and construction, preferably including television.

Application forms and further details from: Personnel Officer, Brighton Polytechnic, Moules Coombe, Brighton BN2 4GJ. Tel. Brighton 693 655, Ext. 2536. Closing date 6th July, 1979. (9396)

ROYAL COLLEGE OF ART TELEVISION TECHNICIAN

is required in the School of Film and Television to assist in the daily operation and maintenance of colour television studio and mobile equipment. A sound knowledge of colour television systems is essential and some experience with studio equipment would be an advantage. Candidates should hold C&G Part II Certificate or equivalent although Part I Certificate holders may be considered. The salary will be in the range £3998-£4580 according to qualifications and experience. 4 weeks' holiday. Pensionable appointment.

Interested applicants should write giving full details of previous experience, etc., to: Assistant Registrar (Staff), Royal College of Art, Kensington Gore SW7 2EU. (9397)

Marine Radio Service Engineers Cardiff, Tilbury and Aberdeen

International Marine Radio Co. is engaged in the manufacture of high quality marine communication equipment. We have vacancies for Marine Radio Service Engineers in our Cardiff, Tilbury and Aberdeen Depot's.

The work will be concerned with installation and service of communication equipment on board commercial vessels of all types.

Ideal candidates, male or female, will have had at least three years sea experience as a Radio/Electronics Officer. A company vehicle is provided for business and personal use.

For further details on both these positions please contact: Jonathan Smith, International Marine Radio Co. Ltd., Intelco House, 302 Commonsides East, Mitcham CR4 1YT, Surrey. Tel: 01-640 3400.

IMRC An Associate Company
Standard Telephones and Cables Ltd.

(9352)

APPOINTMENTS IN ELECTRONICS £5 - £10,000

Take your pick of the permanent posts in:

- MISSILES — MEDICAL COMPUTERS
- RADAR — COMMS MICROPROCESSOR
- HARDWARE — SOFTWARE

For free expert advice and immediate action on salary and career improvement, phone or write to, Mike Gernat BSc.

Technomark
Engineering and Technical Recruitment

11 Westbourne Grove
London W2. 01-229 9239

(9257)

Engineers

- DESIGN / DEV
- TEST
- FIELD SERVICE

High Salaries - Most Areas
Phone 01 - 731 4353

Apex Personnel (8995)

PHYSICS DEPT.

ELECTRONIC WORKSHOP

Applications are invited for a vacancy in the above. Applicants must be able to develop analogue and digital circuitry for use in data collection and handling, including a knowledge of micro processors and computer interfaces. Qualification to HNC or HND (electronic) standard or have equivalent practical experience. Salary within the range £4701-£6123 p.a. (pay scale under review). Applications to Mr. E. A. Beckett, Department of Physics As Applied to Medicine, Middlesex Hospital Medical School, Cleveland Street, London W1P 6DB. (9379)

CAPITAL APPTS.

FREE LISTS

101 Design / Development, and Test Jobs

Permanent and Contract

To £6,000

(8782)

637 5551 day. 636 9659 eve.



ELECTRONIC ENGINEER

Independent Television News have a vacancy for an Electronic Engineer to work with a small team engaged in the maintenance and installation of a wide variety of sound equipment, including sound mixing desks, studio and film sound equipment and tape recording machines.

Applicants must be experienced in this field and be prepared to work either a 5-day week or on a shift pattern.

Contributory pension scheme, free life insurance, 4 weeks' holiday, subsidised staff restaurant. Salary up to £6,500 depending on experience.

Telephone the Personnel Office on 01-637 3144 for an application form, quoting reference 31005.

(9348)

MONEY MONEY MONEY

Top management have a problem. Shareholders clamour for a better return on their investment. Electronic Engineers clamour to work on state of the art devices. Product development is an expensive business.

Our client company's design policy makes sense. Designs based on proven techniques are the most profitable — let the opposition spend their money on the exotic. Result — happy shareholders! Happy engineers and bulging order books.

CURRENT VACANCIES INCLUDE

Design Development Engineers to work on a new generation of equipment including:

- 1) Automation and control systems based on a 16-bit micro-processor
- 2) Analogue and digital signal processing equipment
- 3) Analogue process control equipment which involves pattern recognition techniques and incorporation of X-ray principles in the design
- 4) Data recording equipment for differing environments from airborne to submarine

Vacancies exist from Principal Engineer level to new graduates. Location: West London. Salary involved — up to **£8,500**.

For further details contact

Charles Airey Associates

"PROBABLY THE BEST KNOWN SUPPLIER OF ELECTRONICS ENGINEERS IN THE COUNTRY" — FINANCIAL TIMES

155 KNIGHTSBRIDGE, LONDON, SW1. TEL: 01-581 0286

9376

A CAREER IN THE MODERN RECORDING INDUSTRY

THE TOWN HOUSE is a new recording studio complex in Goldhawk Road, Shepherds Bush. We require

TECHNICAL MAINTENANCE ENGINEERS


to maintain and develop the equipment used in our two studios. The successful applicant should have a basic working knowledge of analogue and digital circuitry as used in modern audio equipment as well as an understanding of the tape recording process and modern multi-track recorders. An interest in computers in relation to sound mixing and a liking for modern rock music would also be an advantage.

The job requires a certain amount of unsocial hours and weekend working.

Please write to the Studio Manager, Ms Susie O'List, giving a brief account of your career and experience to date. All applications will be treated in confidence.

(9383)

Professional Careers in Electronics



All the others are measured by us...

At Marconi Instruments we ensure that the very best of innovative design is used on our range of communications test instruments and A.T.E. We have a number of interesting opportunities in our Design, Production and Service Departments and we can offer attractive salaries, productivity bonus, pension and sick pay schemes together with help over relocation. If you are interested to hear more, please fill in the following details:-

Name _____ Age _____

Address _____

Telephone Work/Home (if convenient) _____

Years of experience 0-1 1-3 3-6 Over 6

Present salary £2,500- £3,500- £4,500- over
 3,500 4,500 5,500 £5,500

Qualifications None C & G HNC Degree

Present job _____

Return this coupon to John Prodger, Marconi Instruments Limited, FREEPOST, St. Albans, Herts, AL4 0BR. Tel: St Albans 59292

Marconi Instruments

A GEC MARCONI ELECTRONICS COMPANY

(9200)

SITUATIONS VACANT

BBC

ENGINEERING TRAINING DEPARTMENT WOOD NORTON, EVESHAM, WORCESTERSHIRE.

require a LECTURER

The duties will include the training of BBC Engineers and Technicians in the principles and practice of broadcast engineering, both on first appointment and thereafter in promotional and up-dating courses throughout their careers.

Lecturers in the Department are required to develop specialist knowledge and skills within the broadcasting field as necessary to their defined roles and to maintain close contact with relevant departments of the BBC. Responsibilities will include the collection, organisation and presentation of information in ways appropriate to students having a wide range of ages, backgrounds, abilities and attitudes and the preparation of printed information, practical work, demonstrations and individualised learning packages using modern methods of educational technology.

The successful candidate should have a good degree in a relevant subject such as Electronics or Communications. Direct experience of broadcast engineering, although desirable, is not expected. Up to date knowledge and experience of training techniques, together with a keen interest in people and a sympathetic manner are essential.

The post is based at the Corporation's Engineering Training Centre near Evesham, Worcestershire. Work away from base is necessary occasionally. The salary scale, depending on experience, would initially be between £5935 and £6425 per annum, increasing annually, subject to satisfactory performance, to a maximum of £7955 per annum.

Salaries are currently under review.

For more information and an application form, please write to: **Head of Training Section (Engineering), BBC, Wood Norton Hall, Evesham, Worcestershire** quoting reference 79.E.4066/WW and enclosing an addressed foolscap envelope. Closing date for completed application forms is 14 days after publication.

(9384)



Norwich Airport

Technical Officers

Due to continued Airport expansion there are 2 vacancies for experienced persons as Technical Officers (Electronic Technician-Engineers) at Norwich Airport to assist the Senior Technical Officer in the maintenance and installation of a wide range of navigational, communications and airfield lighting equipment, including ACR 430, PLAN 17-18 ILS, EO VDF, VHF/UHF AM/FM transmitters and receivers. Experience of Plessey ILS maintenance would be a distinct advantage.

National Joint Council Conditions of Employment apply, subject to the Norwich City Council's local variations and agreements. Grade T.5, Basic scale £4,461 to £4,761 per annum, plus supplement of £312 per annum. It is planned to introduce shift working shortly which will attract a shift allowance of 14% of basic salary plus payments for working at weekends and on Public Holidays. Re-location expenses of up to £650 and temporary housing accommodation available in approved cases.

Norwich is a Cathedral City of some quality, with a thriving shopping/commercial centre, within easy reach of the Broads and Coast.

For fuller details and an application form write to the Deputy Airport Manager, Norwich Airport, Fifers Lane, Norwich NR6 6JA. The Senior Technical Officer can be contacted on Norwich 411923 for informal discussion about the nature of the work involved.

Application forms must be returned within 21 days of publication of this advertisement.

(9392)

**YOUR CAREER STARTS HERE
with**

GELLER BUSINESS EQUIPMENT LTD.

London, W.1

This company, leading distributors of electronic point of sale systems and up market calculators, needs

1. JUNIOR ELECTRONIC TECHNICIAN

(aged 18 approx.) to train in fault locating and repair of printed circuit boards and associated equipment. Some formal qualifications desirable, but enthusiasm and ability to benefit from training are equally important.

2. ELECTRONIC TECHNICIANS

(aged 20 approx.) City & Guilds standard to work with 'state of the art' microprocessor based units.

Following training, the work will involve modification and programming advanced electronic cash registers and educating users.

THESE JOBS OFFER TOP PAY RATES AND FULL OPPORTUNITY TO DEVELOP TALENTS, FURTHER KNOWLEDGE AND ENCOURAGE THE ENTHUSIASTIC.

OUR TECHNICAL SECTION COMPRISES A SMALL GROUP OF YOUNG, FRIENDLY PEOPLE, WHO WORK AS A TEAM AND DEVELOP THEIR ABILITY BY MUTUAL ASSISTANCE.

Write fully or Telephone:

**Norman Geller
GELLER BUSINESS EQUIPMENT LTD.
15 PERCY STREET,
TOTTENHAM COURT ROAD
LONDON W1P 0EX
Telephone No. 01-580 1614**



(9347)

South East Kent Health District

Electronics Technician

To be based at the new William Harvey District General Hospital, Ashford, Kent.

Qualifications: ONC, HNC preferred.

Salary scale: £4470 rising by annual increments to a maximum of £5610 per annum.


This is a newly established post offering an exceptional opportunity for the establishment of a section responsible for the maintenance of Electronics and Bio-Medical Equipment.

Candidates, male or female, should possess broad experience of electronics together with an understanding of the safety aspects of equipment.

In addition to a sound technical background, applicants should possess the managerial qualities required to organise and supervise both subordinate staff and contracted work and be capable of developing and sustaining successful working relationships with all levels and disciplines of hospital staff.

For job description and application form, write to Mr. G. W. Kelsey, District Works Officer, South East Kent Health District, Westfield, St. Mary's Hospital, Etchinghill, Nr. Folkestone, Kent.

Closing date: July 2nd, 1979.



**The William Harvey
Hospital Ashford, Kent**

(9287)

Hospital for the future

ARTICLES FOR SALE

GI GIMINI Microprocessor Development system. 150 pages paper before reader ASR33 TTY. SWTP RAM and I/O cards. Offers to Peter Crowe, 0934 412178. (9362)

MICRO FILM READER & PRINTER. 3Ms FILMAC Model 400. For 16 mm film. £150. — Tel: J. Hooper, Poole 3107. (9366)

T.V. TUBE REBUILDING. Complete plant, equipment, supplies and training. If you can afford the best contact Western-Whybrow Engineering. Tel. 073 676 2265. (8048)

TIRRO'S new mail order price list of electronic components now available on receipt of S.A.E. Tirro Electronics, Grenfell Place, Maidenhead, Berks. (8965)

G.W.M. RADIO LTD., 40/42 Portland Road, Worthing, Sussex. Tel. 34897. Pneumatic masts 40ft. By Scam Clark. 300 watt radar calorimeters, noise generators, type CT410, Eddystone communication receivers 730/4, v.g.c. £185.00 inc. Many bargains for callers, surplus always wanted. (8832)

B.A. BOLTS. Switches. Plugs, sockets, teleprinters and spares. 100s of items. S.a.e. (large). M.K.S. 27 Upper Stone Street, Maidstone, Kent. (9158)

SOLAR CELLS: bits, books and bargains. Send stamp for list or 95p for Solar Cell booklet and Data sheets. Edencombe Ltd 34 Nathans Road, North Wembley, Middlesex HA0 3RX. (8061)

SITUATIONS VACANT

Television Engineer

We are based in Buckinghamshire and operate a broadcast quality colour mobile unit and studio equipped with Link hand-held and studio cameras, Cintel Mark III telecine, VPR I recorders and a wide range of other facilities.

An experienced television engineer is now required for operational and maintenance work with our small team producing training programmes for the Services at base and on locations.

You would have worked on professional colour equipment and some training could be provided, where necessary.

Good starting salary. Assisted travel allowance when applicable. Free canteen. Four weeks' annual leave. Pleasant rural environment. Pension and Life Assurance Scheme.

For further information telephone or write to:

Personnel Officer
The Services Kinema Corporation,
Chalfont Grove, Narcot Lane
Gerrards Cross, Bucks SL9 8TN
Chalfont St. Giles (02407) 4461

(9382)

S-K-C

ELECTRONIC SERVICE ENGINEERS

LONDON — BRISTOL — MANCHESTER — GLASGOW

Our Company specialises in both sales and servicing of Discotheque Sound and Lighting Equipment.

We are the UK's leading Company in this specialised field and due to continued expansion we have vacancies in London, Bristol, Manchester and Glasgow.

Applications are invited from Electronic Service Engineers who have had at least 5 years' experience working with either Hi-Fi Studio PA or similar equipment.

We offer excellent salaries (depending on age and experience), generous staff discount scheme, a bonus paid 4 times per year plus the opportunity to progress with a young go-ahead company.

Ring or write to Andree Mead, Personnel Officer for further details (reverse charges if you wish).

(9363)

Roger Squire's

Barnet Trading Estate,
Park Road, Barnet,
Herts. EN5 5SA.
Telephone: 01-441 1919

ARTICLES FOR SALE

Complete repair information, any requested T.V. £5 (with diagrams £5.50). Any service sheet requested for £1 plus S.A.E. S.A.E. brings newsletter and special offers — service sheets from 50p, bargain vouchers.

Unique Publications, Aus.(V), 76 Church Street, Larkhall, Lanarkshire.

VALVES RADIO — T.V.-Industrial-Transmitting. We dispatch valves to all parts of the world by return of post, air or sea mail, 2,700 types in stock 1930 to 1976. Obsolete types a speciality. List 20p. Quotation S.A.E. Open to callers Monday to Saturday 9.30 to 5.00. Closed Wednesday 1.00. We wish to purchase all types of new and boxed valves. Cox Radio (Sussex Ltd., Dept WW, The Parade, East Wittering, Sussex PO20 SBN, West Wittering 2023 (STD Code 024366). (9082)

AERIAL BOOSTERS improve weak VHF radio and television, price £5 sae for leaflets. Electronic Mail-order Ltd, Ramsbottom, Bury.

COMMUNICATIONS SENIOR ENGINEER

Yorkshire Television have a vacancy for a Senior Engineer in the Communications Department, based in Leeds, to be employed in the operation and maintenance of television outside broadcast micro-wave radio-links. Transmission experience would be an advantage. ACTT salary structure.

Details of age, qualifications and experience should be forwarded as soon as possible to -

Personnel Executive Yorkshire Television Ltd
The Television Centre Leeds LS3 1JS



YORKSHIRE TELEVISION

Member of the Trident Television Group (9380)

INTERNAL SALES ENGINEER

We are looking for an engineer with some practical experience in the Radio and T.V. Industries to advise our customers on a range of passive components including ceramic filters. Prospects exist for promotion to external sales engineer.

An attractive salary and benefits including a non-contributory pension scheme are offered to the successful applicant.

Please telephone (01) 837 2701 or write enclosing c.v. to:

The Managing Director
PEDOKA LIMITED
28-29 White Lion Street
London N1 9PD

(9320)

INTERCEPT IM6100 prototyping system PDP8E compatible micro-computer with 4K words memory and full documentation, £750 plus VAT. — Tel. 0705 475931. (9267)

BURY AREA HEALTH AUTHORITY. We need an Assistant in the Instrument Surveillance Dept. at Bury General Hospital, grade either Medical Physics Technician 1V (£3,069 - £4,134) or III (£3,744 - 4788) according to qualifications and experience. Degree/HNC essential. Duties include assisting the Chief Technician in the maintenance and repair of Electro-medical equipment at hospitals within the area. For further information and application form contact Mr B. Taylor, Bury General Hospital, Walmersley Road, Bury, Lancashire. Tel 061 764 0511. The completed application form should be returned to the Area Personnel Officer, Bury Area Health Authority, 22a Union Arcade, Bury, Lancashire, by 13 July, 1979. (9373)

ARTICLES FOR SALE

MSF 60KHZ

TIME RECEIVER, built-in antenna, data output, 1000Km range, £13.70. Sequential year, month, date, day, hours, minutes, seconds display parts (no case or pcb, Veroboard okay) for receiver £10.70. **SIG. GEN.**, 10Hz-200KHz, logic and variable sine for square waves, £10.80. **FRG77 MISSING RADIO** 4? 200KHz to Medium Wave Converter £9.70.

Each easy-assembly kit includes all parts, printed circuit, case, postage, etc., money back assurance, so SEND OFF NOW.

CAMBRIDGE KITS
45 (WU) Old School Lane
Milton, Cambridge (9213)

ANTIQUE MACHINES + CURIOSITIES

The world's first high quality glossy magazine devoted to mechanical and other collectables and curiosities of all types. Fifty-six page first issue out now price 95p including 16 pages in full colour and the unique collectors card index. Obtainable from your newsagent or direct from AM+C, 3 Heathcock Court, Strand WC2R 0PA. Telephone: 01-379 6025. (9357)

NUMBER CRUNCHER KIT

Now you can add all the functions of a powerful calculator to your Z80 or SC/MP Microcomputer. Our MM57109 based kit includes quality PCB, all components, complete instructions and software. Only neat soldering is required to complete this kit. The kit as supplied interfaces to an unmodified Nascom I.

Functions available include +, -, x, /, sine, arcsine, logarithms and exponents. The design of the unit ensures that only a minimum amount of memory is required to perform complex calculations.

Complete kit (inc. VAT) £38.75 + £1.25 p.p.

From:

Control and Electronic Developments, 719 Pinebank, Craigavon, Co. Armagh, N. Ireland. (9375)

TRANSLATORS familiar with electronics terminology required for a technical register. Send brief details. — Box No. WW 9350. (9350)

ARTICLES FOR SALE

EXCLUSIVE OFFER

RACK MOUNTING CABINETS HIGHEST QUALITY 19"

Ref	H"	Width"	Depth"	Price
PE	10	21	13	£10.00
LL10	54	21	18	£20.00
TT	64	25	26	£45.00
SL	71	25	26	£50.00
ST	85	22	24	£70.00

Rack cabinets for RA-17/117 £30.00
 Unitframe, single £30.00
 Unitframe, double £40.00
 Unitframe, triple £50.00

Over 60 types available from 12" to 90" high. Also twins, triples and consoles. Above are only a few types. Please send for full list.

AUDIO AND INSTRUMENTATION TAPE RECORDER-REPRODUCERS

- * Ferraglyph YD 2 track 1/4"
- * Ampex FR1300
- * Casselhead 3300 14 track 1"
- * Plessey D53 Digital Unit, 7 track 1/4"
- * Plessey M5500 Digital Unit, 7 tracks 1/4"
- * Ampex FR-1100, 6 speeds, stereo 1/4"
- * Ampex FR600, 4 speeds, 7 track 1/4"
- * D.R.I. RM, 4 speeds, 4 tracks 1/4"
- * Micon CM-100, 6 speeds, 7 tracks 1/4", 1/2", 1"
- * Ampex 351 2 speed 2 tracks 1/4"
- * 3M H, 4 speeds 14 track 1"

Prices of above £70 to £500
 Also Transport Decks only available

We have a large quantity of "bits and pieces" we cannot list - please send us your requirements, we can probably help - all enquiries answered.

All our aerial equipment is professional MOD quality

- * Teleonic VR2M Sweeps £250.00
- * Hill Schriebers RC-28 £95.00
- * Lankart Data Sets £115.00
- * Remco Multiplex or Modems £30.00
- * Mull & H.P. Filters GFF £25.00
- * Panoramic SB 15 A Analyser £125.00
- * Aerial Multicouplers from £25.00
- * Flan Microwave Units from £30.00
- * Marconi TF 1168 Disc Oscillators £120.00
- * Hughes Monocouplers £170.00
- * Home Clark 1362 VHF Receivers £260.00
- * Home Clark Paradoxer £95.00
- * Telehone Surveillance Receiver £175.00
- * Servomax 2KVA Auto Regulators £80.00
- * Helix Aerials 11" & 18" and Reflectors £28.00
- * Tectronix 543A Oscilloscopes CA £298.00
- * Tectronix 545A Oscilloscopes B £275.00
- * Tectronix 551A Oscilloscopes B £350.00
- * Marconi TF 2200A Oscilloscopes £375.00
- * Saeltra 1016 Oscilloscopes £90.00
- * Rhode & Schwarz QVM Q meters 50Kc/30 MCS £160.00
- * Rhode & Schwarz ZDO Diagraph 300/240 MCS £425.00
- * Rhode & Schwarz SMLB Signal Generators 30/300 MCS £180.00
- * Rhode & Schwarz SMAF AM/FM Oscillators 10/230 £220.00
- * Rhode & Schwarz SDR VHF Signal Generators 300/1000M £300.00
- * Rhode & Schwarz SWH Sweep Generators 50K/12M £160.00
- * Rhode & Schwarz SWB-1 Polyscopes at 5/400M £400.00
- * Rhode & Schwarz SBR Signal Generators 15/2.4B £260.00
- * Rhode & Schwarz SBR-300 VHF Receivers 180/300M £275.00
- * Rocal RA-17 P Receivers (New) £950.00
- * R.C.A. AR-68 Receivers £90.00
- * Edinstand 7700 VHF Receivers (less turret coils) £180.00
- * Collins KWT 6 Transmitter Receivers 55B P.U.R. £44.00
- * E714H Storage C.R.T.s £230.00
- * Robert RD 50A Oscilloscopes £30.00
- * B & K 2407 Electronic Voltmeters £160.00
- * Advance Advac Electronic Voltmeters £90.00
- * Winston "S" Band Spectrum Analyzers P.U.R. £44.00
- * Armac 352 Sweep Generators 200 cyc/200Kcs £130.00
- * Advance Transistor Testers TT-15 £45.00
- * Advance Digital Voltmeters £90.00
- * Marconi TF 323 Modulators £140.00
- * Marconi TF 1066B FM Signal Generators £425.00
- * Marconi TF 801/D/1 AM Signal Generators £290.00
- * Ferranti 7.5kVc Auto Voltage Regulators £150.00
- * Thomson TRF-101 Multipliers £240.00
- * Bradley CT 4718 Electronic Balancers £90.00
- * Servomax 20w Auto regulators £130.00
- * 125R Lattice Masts, 25' sides P.U.R. £115.00
- * 30R Lattice Masts, 15' sides £115.00
- * 10R Light Lattice Sections, 6' sides £18.00
- * GM 1/2" Audio Tape 3600 FT Mah £4.50
- * 654/28 C.R.T.s £19.00
- * 855/24 C.R.T.s £19.00
- * 342P/2 (DM-9) C.R.T.s £19.00
- * Plessey 3 & 6Kcs S.S.B. Filters £14.00
- * AND CT 471A Electronic Multimeters £75.00
- * CSE B 201 Tape Recorders £95.00
- * Shescrete L Tape Recorders £29.00
- * Uniselectors, 10 Bank 25-way £3.50
- * 40L Sectional Aluminium Masts, complete £35.00
- * Harde 504 Frog meters 200-500 M/c £45.00
- * Advance 3KVA CV Transformers 19 x 17 £16.00
- * Advance 3KVA CV Transformers 19 x 17 £180.00
- * Hestel V.D.U. Tables 30" x 36" x 30" £24.99

MANUALS
 We have a quantity of Technical Manuals of Electronic Equipment, not photostats, 1940 to 1960. British and American. No lists. Enquiries invited.

- * Data Efficiency Responers 240r £28.00
- * Belling Lee 100 Amp Interference Filters £75.00
- * Oscilloscope Trainers from £18.00
- * Rocal MA1978 pro-Spectators £65.00
- * Rack Mounting Operator Tables £10.00
- * 75T Aluminium Lattice Masts, 20' sides £400.00
- * Rocal MA-175 I.S.B. Modulators (new) £45.00
- * Tally 5 B Track Tape Readers 60 cps £48.00
- * Tally 5 B Track Tape Readers Track Spooling £65.00
- * Rocal RA-63 SSB Adaptors, new £70.00
- * Rocal RA 290 I.S.B. Transistorised Converters (new) £120.00

We have a varied assortment of industrial and professional Cathode Ray Tubes available. List on request.

PLEASE ADD CARRIAGE AND V.A.T.

P. HARRIS
 ORGANFORD, DORSET, BH16 6BR
 BOURNEMOUTH (0202) 765051

(8981)

SOWTER TRANSFORMERS

WITH 37 YEARS' EXPERIENCE we have the expertise to design and manufacture ANY TYPE OF AUDIO TRANSFORMER AT THE RIGHT PRICE

Whilst we specialise in every kind of transformer for audio control decks and mixers, demands are increasing for **LOUDSPEAKER TRANSFORMERS** and **100 VOLT LINE AUDIO OUTPUT TRANSFORMERS** for most kind of amplifier from 30 watts to 500 watts output. We have standard designs for AMCRON and BOSE amplifiers and can also supply. **Multi-output transformers for COLUMN LOUDSPEAKERS** in a wide variety of powers. A recent tendency is the demand for **OUTPUT TRANSFORMERS FOR ULTRA LINEAR VALVE AMPLIFIERS** using KT88 and KT66 BEAM TETRODES and for these we have, standard designs with exceptional performance. Many of our output transformers for loudspeakers have been installed in Theatres, Television Studios, Lecture and Concert Halls, Churches and Outdoor Arenas whilst others are in constant use in high quality portable Public Address Systems. We will supply single transformers, or any quantity, with short delivery times and, without obligation on your part, will quote price and exact dispatch on receipt of your requirements.

KINDLY NOTE OUR NEW ADDRESS AND TELEPHONE NUMBER: E. A. SOWTER LTD., Transformer manufacturers and designers, P.O. BOX No. 36, IPSWICH IP1 2EL, ENGLAND. Tel: Ipswich (0473) 52794-219390. (8289)

Ceramic Capacitors £3.50 per 100.
 Cable Sleeves & Markers from £1.00 per 1,000.
 Compression Terminals from £7.29 per 1,000.
 PCB self-fixing guides from £4.86 per 100.
 Elma Knobs and accessories.

Phone, write or call for catalogue.

Carbon film resistors from £4.00 per 1,000.
 Polystyrene Capacitors from £1.50 per 100.

Send for lists of values available.

PRBA Ltd., Hopfield (073274) 345.
Golden Green, Tonbridge, Kent TN11 0IM (9400)

OFFER ONLY TO 30th JUNE ANY SERVICE SHEET 40p

(plus large s.a.e.)

TECHNICAL INFORMATION SERVICES
 76 Church Street, Larkhall, Lanarks

(Ref. V)

(9339)

WORLD RADIO T.V. HANDBOOK 1979

by J. M. Frost Price £9.20

**1979 THE RADIO AMATEUR'S
 H/B**
 by ARRL Price: £7.90

**MASTER OP-AMP
 APPLICATIONS H/B**
 by H. W. Fox Price: £7.95

**HANDBOOK OF DATA
 COMMUNICATION**
 by NCC Price: 9.20

**UNDERSTANDING DIGITAL
 ELECTRONICS**
 by G. McWhorter Price: £4.00

**MICROPROCESSOR
 INTERFACING TECHNIQUES**
 by A. Lesea Price: £8.00

**THE MICROPROCESSOR
 & ITS APPLICATIONS**
 by D. Aspinall Price: £13.20

**MICROCOMPUTER ANALOG
 CONVERTER SOFTWARE &
 HARDWARE INTERFACING**
 by Titus Price: £7.50

**RCA SOLID STATE
 LINEAR INTEGRATED
 CIRCUITS DATA**
 Price: £4.30

**THE EUROPEAN
 CONSUMER SELECTION**
 by Motorola Price: £6.50

*** PRICES INCLUDE POSTAGE ***

THE MODERN BOOK CO.
 Specialists in Scientific
 & Technical Books
**19-21 PRAED STREET
 LONDON W2 1NP**
 Phone 723 4185
 Closed Sat. 1 p.m.

ELECTRONIC TEST EQUIPMENT SALES PURCHASES AND SERVICE

A comprehensive selection of good-quality test equipment always available.

Surplus, redundant and obsolete or end-of-run equipment purchased. Quality repairs at attractive rates.

DUTCHGATE LTD.
 Pyle Hill, Winchester Rd.
 Fair Oak, Hampshire
 Fair Oak 5252

(9387)

RECHARGEABLE BATTERIES

Sealed Lead Acid 6V, 1 Amp Hour, Normal Retail £8-9, £4 + Vat 8%. 25p per Battery P&P, 5 or more P&P FREE.

ORCHARD ELECTRONICS LTD.
 Orchard House
 St. Martins Street
 Wallingford, Oxon.
 Telephone: 0491-35529. (9332)

TRANSFORMER PROBLEMS?

1VA-1KVA Prototypes in 7-10 days. Phone Vince Sellar on 06076-66716.

TRENT TRANSFORMERS LTD.
 26 Derby Road
 Long Eaton, Nottingham

(8363)

COLOUR, UHF AND TV SPARES (miniature size 4 1/4 x 3 1/4 x 2 1/2). New Saw Filter IF Amplifier plus tuner (complete and tested for sound and vision, £28.50, p/p £1).

TELETEXT, Ceefax and Oracle in Colour, Manor Supplies "easy to assemble". Teletext kit including Texas Tifax XM11 Decoder. External unit aerial input, no other connections to set. Wide range of facilities in colour include 7-channel selection, Mix, Newflash and Update. (Price: Texas Tifax XM11 £130, Auxiliary Units £88, Case £14.80, p/p £2.50). Demonstration model at 172 West End Lane, NW6. Also latest Mullard Teletext 610LVM module available. Call, phone or write for further information.

COMBINED COLOUR BAR AND CROSS HATCH GENERATOR KIT (MK 4) UHF aerial input type. Eight pal vertical colour bars, R-Y, B-Y, Grey scale etc. Push-button controls £35* p/p £1; Battery Holders £1.50*; Alternative Mains Supply Kit £4.80*; De Luxe Case £4.80*; Aluminium Case £2.60*. Built and tested (battery) in De Luxe Case £58*, p/p £1.20.

CROSS HATCH KIT, UHF aerial input type, also gives peak white and black levels, battery operated £11* p/p 45p. Add-on Grey scale kit £2.90* p/p 35p; De Luxe Case £4.80*; Aluminium Case £2* p/p 85p. Built and tested in De Luxe Case £23.80* p/p £1.20.

UHF SIGNAL STRENGTH METER KIT £18.80*, alum. Case £1.50*, De Luxe Case £4.80* p/p £1. **CRT TEST AND REACTIVATOR KIT** for Colour and Mono £20.80* p/p £1.30; TV 625 IF Unit for Hi-fi amps or tape rec. £6.80, p/p 75p. Surplus Bush IF panels. A816 £2.80, TV312 (single IC) £5. BC5600 (Exp) £5, A823 (Exp) £2.80 p/p 85p. Bush A823 (A807) Decoder panel £7.50 p/p £1. A823 Scan Control panel £3.50, blue lat, 75p (Mullard also available). Mono Scan coils Philips/Pye £2.80, Thorn £2.80 p/p 85p. Philips G8 Decoder panels, salvaged for spares £3.80 p/p 90p. Varicap UHF tuners gen. instr. £3.50, ELC 1043 £4.50, ELC1043/05 £5.50; Philips G8 £5.50 p/p 35p. Salvaged UHF Varicap tuners £1.50 p/p 35p.

UHF/VHF ELC2000S Varicap tuner £8.50 p/p 65p. Varicap control units, 3 pos. £1.20, 4 pos. £1.50, 5 pos. £1.80, 6 pos. (special offer) £1.80, 7 pos. £3.80 p/p 45p. Touch Tune control unit Bush 6 pos. £5 p/p 75p. UHF transtid tuners, rotary incl. slow motion drive £2.50, 4 pos. push button £2.50, 6 pos. push button £4.20 p/p £1. (Thorne, GEC, Bush, Decca, etc., special types available, details on request). Delay Lines DL20, DL5 £3.50, DL1 80p p/p 65p. Luminance delay lines £1 p/p 40p. Helical pots 100K 4 for £1.20 p/p 30p. Remote Control Thorn-type Transmitter, receiver £2 pair p/p 45p. Large selection of lopts, trippers, mains droppers, and other spares for poplar makes of colour and mono receivers.

MANOR SUPPLIES, 172 WEST END LANE, WEST HAMPSTEAD, LONDON NW6, SHOP PREMISES, EASILY ACCESSIBLE, WEST HAMPSTEAD-BAKERLOO, JUBILEE TUBE, and BRITISH RAIL N. LONDON (RICHMOND-BROAD ST.) and ST. PANCRAS-BEDFORD. BUSES 28, 159, 2, 13. Callers welcome. Thousands of additional items available at shop premises not normally advertised. Open daily all week including Saturday (Thursday half-day). MAIL ORDER: 64 GOLDERS MANOR DRIVE, LONDON NW11 9HT. Tel. 01-794 8751. VAT. Please add 12 1/2% to ALL PRICES (EXCEPT WHERE MARKED * VAT 8%). (60

TECHNOLOGICS CPG6RF colour bar and pattern generator. UHF Ae 1/P, new colour power battery design, 8 descending PAL colour bars crosshatch, dots, etc., full kit incl. case etc., £36. Built £54. PG6RF kit £21.50, built £28. Add-on colour bar unit C6 in kit £15.50, built £22 plus £1 p&p, 8% V.A.T. Mail order from Technologics, Dept WW, 8 Egerton St., Liverpool L8 7LY.

ARTICLES FOR SALE

COLLECTIVE SALE BY AUCTION OF ELECTRONIC SURPLUS including Electronic Components, Test Gear, Radio Telephones, Laboratory Equipment, Spares and General Works, Effects To be sold by

ANGLIA INDUSTRIAL AUCTIONS

Specialist Auctioneers to the Radio and Electronics Industry To be held at 10 a.m. on July 18th, 1979 on the premises of B. Bamber Electronics 5 Station Road, Littleport, Cambs. Tel. Ely (0353) 860185 Catalogue in course of preparation Further entries accepted (9363)

THE SCIENTIFIC WIRE COMPANY
PO Box 30, London, E.4

ENAMELLED COPPER WIRE

SWG	1lb.	5oz.	4oz.	Zoz.
10 to 19	2.65	1.45	.75	.60
20 to 29	2.85	1.65	.90	.70
30 to 34	3.05	1.75	1.00	.75
30 to 40	3.40	1.95	1.15	.84
41 to 43	4.55	2.55	1.95	1.30
44 to 46	5.05	3.05	2.15	1.70
47	8.00	5.00	3.00	1.80
48	15.00	9.00	6.00	3.30

SILVER PLATED COPPER WIRE

	4.50	2.25	1.44	.90
14 & 16	4.50	2.25	1.44	.90
20 & 22	5.00	2.85	1.74	1.08
24 & 26	5.70	3.31	2.00	1.22
28 & 30	6.67	3.86	2.35	1.44

Prices include P&P and VAT
SAE brings list of copper & resistance Wires
Dealer Enquiries Invited (9063)

NOSTALGIA COLLECTING

THE VINTAGE WIRELESS COMPANY
1920 to 1950

Receivers, valves, components, service data, historical research, books, magazines, repairs and restorations. A complete service for the collector and enthusiast of vintage radio.

S.A.E. with enquiry and for monthly newsheet

THE VINTAGE WIRELESS COMPANY
64 Broad Street, Staple Hill, Bristol BS16 5NL
Tel: Bristol 565472 (8966)

LAB CLEARANCE: Signal Generators; Bridges; Waveform, transistor analysers; calibrators; standards; millivoltmeters; dynamometers; KW meters; oscilloscopes; recorders; Thermal, sweep low distortion true RMS, audio FR, deviation. Tel. 040-376236. (8250)

ORIGINAL, working crystal set with headphones wanted. — Lamb, Burnham-on-Sea (0278) 783218. (9390)

TENDERS

BLACKPOOL BOROUGH COUNCIL AIRPORT DEPARTMENT

TEST EQUIPMENT

Tenders are invited for the supply of the following:—

Qty. 1 — Synthesised Signal Generator — 5MHz-520MHz.

Qty. 1 — 300 MW-300W RF Absorption Bench Wattmeter.

Qty. 1 — UHF Frequency Counter (520 MHz).

Forms of Tender, obtainable from the Airport Director, Blackpool Airport, Blackpool, are returnable to the Town Clerk & Chief Executive Officer, P.O. Box 11, Municipal Buildings, Town Hall, Blackpool, by Noon on Monday, 2nd July, 1979. (9330)

ARTICLES WANTED

TURN YOUR SURPLUS Capacitors, transistors, etc., into cash. Contact COLES-HARDING & Co., 103 South Brink, Wisbech, Cambs. 0945-4188. Immediate settlement. We also welcome the opportunity to quote for complete factory clearance. (7439)

STORAGE SPACE is expensive, why store redundant and obsolete equipment? For fast and efficient clearance of all test gear, power supplies, PC boards, components, etc., regardless of condition or quantities. Call 01-771 9413. (8209)

SPOT CASH for all types test equipment, receivers, transmitters, valves, components, cable and surplus electronic scrap. M. & B. Radio, 88 Bishopgate Street, Leeds LS1 4BB. 0532 35649. (8789)

WANTED semiconductors and clean new surplus components. Hewitts, 52 Barkby Road, Syston, Leics. Tel 0533 609391. (9285)

MANUAL AND PLUGS for Hughs Memoscope 104E storage oscilloscope, also manuals for Remscope 741 and 501. Tel. Uxbridge 30006 evenings and weekends. (9319)

COURSES

The Polytechnic of Central London School of Engineering and Science

Part-time MSc Course linked with industry in COMMUNICATION SYSTEMS

Students attend one day a week for two years and undertake a detailed study in which fundamental theoretical topics are considered along side their practical implementation, involving both traditional and newly-emergent digital techniques.

Other part-time MSc courses include: Physical Instrumentation, Instrumentation applied to Medicine and Biology, Instrumentation and Systems Engineering and Modern Taxonomy (jointly with CLP).

Further details and application forms from: The Registry, School of Engineering and Science, PCL, 115 New Cavendish Street, London W1M 8JS. Tel. 01-486 5811.

SERVICES

TEST EQUIPMENT

We are disposing of a considerable amount of good quality test gear including Tektronic scopes at silly prices.

* Ring Derek Pattinson now and discuss your requirements.

Crofton Electronics Ltd.
35 Grosvenor Road, Twickenham, Middlesex.
Tel. 01-891 1923 (8211)

DESIGN AND DEVELOPMENT, competent engineering effort available for all aspects of electronic design. Single circuits or complete systems, prototype to production run. E.I.A., 80 Wheatland Lane, Wallasey, Merseyside, 051-639 9122. (8615)

DESIGN SERVICE. Electronic Design Development and Production Service available in Digital and Analogue Instruments, RF Transmitters and Receivers for control of any function at any range. Telemetry, Video Transmitters and Monitors, Motorised Pan and Tilt Heads etc. Suppliers to the industry for 16 years. Phone or write Mr. Falkner, R.C.S. Electronics, 6 Wolsey Road, Ashford, Middlesex. Phone Ashford 53661. (8341)

ELECTRONIC DESIGN SERVICES. Wide engineering experience available for the design of basic circuits to complete systems. Analogue DC to 1GHz and Digital. Write or phone Mr Anderson, Andertronics Ltd, Ridgeway, Hog's Back, Seale (Nr. Farnham), Surrey. Runfold 2639. (9140)

PRECISION SHEET METAL work, chassis, panels, etc., steel, stainless or aluminium, long/short runs, good deliveries. EES Ltd., Clifford Road, Monks Road, Exeter 36489. Telex 42401. (8060)

MICROSTONE LTD., London N.W.1. Production Assembly and Wiring Service. Phone 01-485 5523 or address enquiries to Box No. 9391. (9391)

ARTICLES WANTED

WANTED RACAL ATTACHMENTS MA350B and MA1350A Decade Frequency Generators. MA259 Frequency Standard or Equivalent. SA510 Frequency Standard. RA66A or B Panoramic Adaptor. RA137 or 237 LF Converter. RA1218 Receiver plus associated attachments — RA337 — RA316 — RA298 — RA366 — MA358 — MA397 — MA350B — MA210.

ALL RACAL SPARES AND EQUIPMENT WANTED

JOHNS RADIO
424 Bradford Road, Batley, Yorks.
Tel: 0924 8159 (9.30 a.m. to 1 p.m.) (9389)

W.K.F. ELECTRONICS
(R.P.C.B.S. Ltd.)
THE CIRCUIT BOARD SPECIALISTS — UNIVERSAL SUPPLIERS

Contractors for: P.C.B. Production, Contract Drilling, Electroplating, Laminate Cutting. Services for: Master Artwork Preparation, Process Photography, Circuit Diagrams, Layouts & Legends. Consultants for: Instrument Engineering, Automatic Control & Applications.

Do-It-Yourself Won't Do: Today's assemblies demand close tolerances. Goodbye to the Long Wait: 3 to 7 Day Prototype P.C.B. Production Service. Quotations: By Return. Guaranteed Quality on every process. Short or Long Term Production now acceptable from 1 to 10,000 units.

We Universally Distribute: Laminate, Carbide Drill Bits & Routers, Process Chemicals (any), Pre-sensitised Laminate, Drilling Machines (Manual, Multi-spindle, N.C./C.N.C. Control), Graphic Art Draughting materials & aids.

We Manufacture to Specification: Quality Circuit Boards (Single or Double Sided with any finish). Due to expansion we now have space available for prototype or long term production.

For Quotations: Submit Copy Masters, Roughs, Circuit or Sample units for costing.

To:
W.K.F. ELECTRONICS
FLEET HOUSE, WELBECK STREET
WHITWELL, WORKSOP, NOTTS.
TEL: WORKSOP (0909) 720895
TELEX: 647816
Telephone Quotations: Ask for pricing.

NOTICE TO OTHER MANUFACTURERS

IS YOUR DRILLING / ROUTING DEPARTMENT A BOTTLENECK? IF SO TRY OUR SERVICE FOR DRILLING AND ROUTING

THE RATES ARE VERY REASONABLE AND THE FAST SERVICE WILL ENSURE THAT YOUR CUSTOMERS DELIVERIES ARE MET

ARTICLES WANTED

WANTED

All your gold washed scrap. Plugs, sockets, edge connectors, P.C. boards, pins, etc. We collect and pay cash for any amount from 1cwt. Minimum price £100-£200 per cwt.

P. Skellern Metals, The Iron Yard (Est. 1935), Cutlers Green, Thaxted, Essex CM19 2PL. Telephone: Thaxted 830 862.

SPOT CASH

paid for all forms of electronics equipment and components.

F.R.G. General Supplies
550 Kingston Road, London
Tel: 01-404 5011
Telex: 24224 Quota Ref 3165 (8742)

INVERTERS

High quality DC-AC. Also "no break" (2ms) static switch, 19" rack. Auto Charger.



COMPUTER POWER SYSTEMS
Interport Mains-Store Ltd.
POB 51, London W11 3BZ
Tel: 01-727 7042 or 0225 310916 (9101)

Quartz Crystal Units

ACCURATE RELIABLE



Private enquiries, send 13p in stamps for brochure

THE QUARTZ CRYSTAL CO. LTD.
Q.C.C. WORKS, WELLINGTON CRESCENT
NEW MALDEN, SURREY 01-942 0334 & 2985
8493

European Organisation Eurocontrol has for sale — 3 radar displays Marconi S 3009 — 2 video maps Marconi S 3202-01-3 Thomson CSF decoding cabinets. For bid form and sales conditions (compulsory).

Tel: Brussels 233-02-11 (Ext. 388)

Tender closing date — 26 July 1979 — 17H15. (9343)


VIBRATOR DRIVER. Deritron 2.5 KWLF. Power amplifier. 5 Hz to 10 KHz. Anode dissipation 6 KW. With matching transformer. £300. — Tel: J. Hooper, Poole 3107. (9367)

DATA TAPE SYSTEM. CEC. Bell & Howell Type VR3300. Magnetic Record/Reproduce system. 14 track capability, 6 speeds — 60, 30, 15, 7½, 3½, 1½, inches/sec. With tape loop adapter type 12-383-5. Precision Frequency Power Supply Type 12-369A. System is set up for FM operation. £400. — Tel: J. Hooper, Poole 3107. (9368)

WAVE SOLDERING MACHINE. Electrovert Ltd. with Conveyor Model PCS. Foam Fluxer Model W5FPC & FFSS/TEF. Solderette Model STE-10-0 and Heat Panel Model HBC. £500. — Tel: J. Hooper, Poole 3107. (9369)

CM2506 DIGITAL CAPACITANCE METER IPE-2uF, 2½ Digits, Acc. 1% introductory price £24.99 +8% VAT. Return in 8 days if unsatisfied. Precision Measurements 8, St. Stephens Court, Canterbury, Kent.

Here's why you
should buy
an I.C.E.
instead of
just any
multimeter



I.C.E.

WW-087 FOR FURTHER DETAILS

- * Best Value for money.
- * Used by professional engineers, D.I.Y. enthusiasts, hobbyists, service engineers.
- * World-wide proven reliability.
- * Low servicing costs.
- * 20K/volt sensitivity and high accuracy.
- * Large mirror scale meter.
- * Fully protected against overload.
- * Large range of inexpensive accessories.
- * 12 month warranty, backed by a full after sales service at E.B. Sole U.K. Distributors

Prices from £16.60 — £32.00 + VAT
Send for full colour leaflet and prices on whole range including accessories.

**ELECTRONIC
BROKERS LIMITED**

49-53 Pancras Road, London NW1 2QB.
Tel: 01-837 7781. Telex: 298694.

INDEX TO ADVERTISERS

Appointments Vacant Advertisements appear on pages 132-151

PAGE		PAGE		PAGE	
Acoustical Mfg. Co. Ltd.	31	GEC M-O Valve	32, 33	PBRA Ltd.	131
Adcola Products	44	Greenwood Electronics Ltd.	25	Petalect Electronic Servicing	27
AEL Crystals	39			Photo Acoustics	130
A. H. Suplies	127	Harmsworth Townley & Co. Ltd.	33	Plessey Controls	6
Ambit International	26	Harris Electronics (London) Ltd.	25, 29	Powell, T.	120
Antex	Cover iii	Hart Electronics	104	Powertran Electronics	89, 110, 111
Aspen Electronics Ltd	41	H. H. Electronics	45	Pye Telecommunications Ltd.	17
Astra Elec. Comps.	44	H. L. Audio	90	Pye Unicom	15
Audix Ltd.	118			Physical & Elec.	129
Avo Ltd.	40			Pypehayes Radio Ltd.	130
		I.L.P. Electronics Ltd.	103		
Barkway Electronics Ltd.	44	Industrial Tape Applications	22	Racal Recorders	8
Barr & Stroud Ltd.	7	Integrex Ltd.	106, 107	Radio Components Specialists	109
Barrie Electronics Ltd	131	Intel Electronic Comps. Ltd.	126	Radio Shack	127
Bib Hi-Fi Accessories	Cover iv	Interface Quartz Devices Ltd.	27	Ralfe, P.	116
Bi-Pak Semiconductors Ltd	115	Interport Mains Store	151	R.C.S. Electronics	108
Book Production Consultants	101	Inistica Systems	119	Rola Celestion Ltd.	113
Boss Industrial Mouldings Ltd	20			R.S.T. Valves	102
Brine, T. J. Associates	128	JPS Associates	105		
Bull, J.	114			Sandwell Plant Ltd.	127
		KEF Electronics Ltd.	129	Scopex Instruments Ltd.	112
Cambridge Learning	13	Keithley Instruments Ltd.	38	Sintel	128
Carston Electronics Ltd.	19	Kirkham Amplifier	14	SME Ltd.	9
Catronics	120			Southern Electronics	131
Chiltmead Ltd.	128	Langrex	102	Special Products Ltd.	29
Circard No. 3	24	Lascar Electronics	105	Seed Eng. Ltd.	120
Colomol (Electronics) Ltd.	116	Lektronex (University of Leeds)	130	Spirig Industry	128
Clarke Smith (Vortexion)	39	Leavers-Rich Equip. Ltd.	25	Strumech End. Ltd.	39, 120
Colour Photo Service	43	Levell Electronics Ltd.	3	Strutt Electrical & Mech. Engrs. Ltd.	10, 40
Continental Specialities	16, 21	London Inst. Repair Service	104	Sullivan, H. W. Ltd.	4
Crellon (RCA Tubes)	41			Surrey Electronics	130
Crimson Elektrik	16			Swanley Electronics Ltd.	130
		Maclin-Zand Electronics Ltd.	2, 5		
Danavox (G.B.) Ltd.	18	Maplin Electronic Supplies	11	Technomatic Ltd.	121
Datong	104	Marshall, A. & Sons (London) Ltd.	108	Tektronix (U.K.) Ltd.	Cover ii, 46
Display Electronics	117	Martin Associates	38	Teldradio Electronics	131
Dominus	108	McMillan Press	129	Timetron (Tempus)	37
		MCP Electronics Ltd.	12, 36		
Eddystone Radio Ltd.	10	Milward, G. F.	130	Valradio Ltd.	30
Electronic Brokers Ltd.	122, 123, 124, 125, 152	Monolith Electronics Co.	104	Vero Electronics Ltd.	33
Electronic Equipment Ltd.	105	Multicore Solders Ltd.	Cover iv	Videotime Products	34
Electrovanace	23	MTG (Instruments) Ltd.	35		
Eraser International	129	Mutec	126	Weightdata Ltd.	90
				West Hyde Developments Ltd.	45
Faircrest Eng.	108			West London Direct Supplies	118
Farnell Insts. Ltd.	Readers Card 41	Newbear Comp. Store	30	Wilnot Breedon Elec. Ltd.	80
Feedback Instruments	79			Wilmslow Audio	42
Field Tech	12				
Fluke International	28, 29	OMB Electronics	27	Z. & I. Aero Services Ltd.	39, 118
Future Film Developments	127				
Fylde Electronic Labs Ltd.	30				

OVERSEAS ADVERTISEMENT

AGENTS:

France: M. D. Soubeyran, Compagnie Francaise D'Editions, Division Internationale, 40 Rue du Colisee, Paris 8e Telephone 225-77-50 — Telex 280274.

Hungary: Mrs. Edit Bajusz, Hungexpo Advertising Agency, Budapest XIV, Varosliget Telephone: 225 008 — Telex: Budapest 22-4525 'INTFOIRE.

Italy: Sig. C. Epis, Etas-Kompass, S.p.a. — Servizio Estero Via Mantegna 6, 20154 Milan. Telephone: 347051 — Telex: 37342 Kompass.

Japan: Mr. Inatsuki, Trade Media — IBPA (Japan), B.212, Azabu Heights, 1-5-10 Roppongi, Minato-ku, Tokyo 106. Telephone: (03) 585-0581.

UNITED STATES of America: Ray Barnes, IPC Business Press, 205 East 42nd Street, New York, NY 10017 — Telephone: (212) 689 5961 — Telex: 421710. Mr. Jack Farley Jr., The Farley Co., Suite 1584, 35 East Wacker Drive, Chicago, Illinois 60601 — Telephone: (312) 6 3074.

Mr. Victor A. Jauch, Elmater International, P.O. Box 34607, Los Angeles, Calif. 90034, USA — Telephone (213) 821-8581 — Telex 18-1059.

Mr. Jack Mentel, The Farley Co., Suite 650, Ranna Building, Cleveland, Ohio 44115 — Telephone: (216) 621 1919. Mr. Ray Rickles, Ray Rickles & Co., P.O. Box 2008, Miami Beach, Florida 33140 — Telephone: (305) 532 7301. Mr. Tim Parks, Ray Rickles & Co., 3115 Maple Drive N.E., Atlanta, Georgia 30305. Telephone: (404) 237 7432. Mike Loughlin, IPC Business Press, 15055 Memorial, Ste 119, Houston, Texas 77079 — Telephone (713) 783 8673.

Canada: Mr. Colin H. MacCulloch, International Advertising Consultants Ltd., 915 Carlton Tower, 2 Carlton Street, Toronto 2 — Telephone: (416) 364 2269.

*Also subscription agents.

Micro*-soldering!

*Antex TCSU1 & CTC
... the perfect kit
for miniature
work*

*CTC. No.7/010
Tip size: 0.5mm-.02

Heat to any
level between
145°-400°
(with accuracy of 2%)



Model CX - 17 watts



...a miniature iron with the elements enclosed first in a ceramic shaft, then in a stainless steel. Virtually leak-free. Only 7/8" long. Fitted with a 3/32" bit £4.37 inclusive of VAT and P.&P. Range of 5 other bits available from 1/2" down to 3/64".

Model X25 - 25 watts



A general purpose iron also with a ceramic and steel shaft to give you toughness combined with near-perfect insulation. Fitted with 1/8" bit and priced at £4.37 inclusive of VAT and P.&P. Range of 4 other bits available.



Model SK3 Kit

Contains both the model CX230 soldering iron and the stand ST3. Priced at £6.21 inclusive of VAT and P.&P. It makes an excellent present for the radio amateur, modelmaker or hobbyist.



Model SK4 Kit

With the model X25/240 general purpose iron and the ST3 stand, this kit is a must for every toolkit in the home. Priced at £6.21 inclusive of VAT and P.&P.

Model SK1 Kit

This kit contains a 15watt miniature soldering iron, complete with 2 spare bits, a coil of solder, a heat sink and a booklet, 'How to solder'. Priced at £6.48 inclusive of VAT and P.&P.



Model MLX Kit

The soldering iron in this kit can be operated from any ordinary car battery. It is fitted with 15 feet flexible cable and battery clips. Packed in a strong plastic envelope it can be left in a car, a boat or a caravan ready for soldering in the field. Price £4.83 inclusive of VAT and P.&P.



Finger-tip accuracy combined with strict control of temperature set anywhere between 145 and 400°C. Negligible leakage current. Earthed and protected by 'fail-safe' circuit. Operates at 24 volts.

TCSU1 station complete with soldering iron (XTC or CTC) £36, nett to industry plus VAT. Our multi purpose range of soldering irons are all made in England and fully guaranteed. They are stocked by many wholesalers and retailers in the U.K. but if unobtainable locally we will supply direct.



Electronics Ltd.

Mayflower House, Armada Way, Plymouth, Devon Tel: 0752 67377/8 Telex: 45296

Please send the following

Please send the ANTEX colour brochure
I enclose cheque/PO/Giro No. 258 1000

Name

Address

Antex Ltd. Freepost, Plymouth PL1 1BR Tel. 075267377

WW 7.79



gets it together...


Toolbox Reels

Three solders that cover all your electrical applications.
40/60 Tin/Lead
60/40 Tin/Lead
Savbit Alloy/

Size 3 £2.81 each
Size 10 £2.81 each
Size 12 £2.81 each



Soldering Flux Paste 'Ersin'



A fast non-corrosive, rosin flux for general and electrical soldering. Use in conjunction with 'Ersin' Multicore solders.

Size RF10 52p inc. VAT

'Arax' Use in conjunction with 'Arax' Multicore solder for general metal fabrication.
Size AF14 52p inc. VAT

Multicore Desoldering Wick

For desoldering component leads from PCB's or removing solder from virtually any joints.

Size AB10 £1.14 inc. VAT



Wire Strippers and Cutters

Easily adjustable for most sizes of flex and cable. Fitted with extra strong spring for automatic opening. Easy grip handles and handle locking device.

Ref 9
£1.81 inc. VAT



Handy Dispensers (All prices inc. V.A.T.)

Size 19A All electrical work 69p
Size PC115 For small components 78p
Size SV130 Use with copper bits and wires £1.10
Size AR140 Metal repairs 78p
Size AL150 Aluminium 78p
Size SS160 Stainless Steel £1.10

Savbit Dispenser

For radio, TV and similar work. Reduces copper erosion.

Size 5 65p inc. VAT



Emergency Solder

Self fluxing, tin/lead solder tape that melts with a match. For electrical and non-electrical applications. Size ES36 48p inc. VAT



Econopak

A reel of 1.2mm 'Ersin' Multicore solder for general electrical use. Size 13A £2.61 inc. VAT

A reel of 3mm 'Arax' Multicore solder for general non-electrical use. Size 16A £2.61 inc. VAT

Solder Cream

Tacky mixture of solder powder and correct percentage of flux for difficult to reach areas.

Electrical/Electronic ('Ersin' Flux) Size BCR10 £1.21
Metal joining ('Arax' flux) Size BCA14 £1.21

Stainless Steel & Jewellery ('Arax Flux) Size BCA16 £1.56
(All prices inc. V.A.T.)



... Bib keeps it playing

Cassette Editing Kit

Make editing simple with the Bib splicer, tape cutter and splicing tape, with 6.3mm adaptor.

Ref 56 £2.31 inc. VAT

USA Pat. No. 4067563 (splicer)
Brit. Pat. No. 1507583
Brit. Pat. No. 1258280 (method of splicing)




Groov-Kleen

Parallel tracking, it cleans whilst disc plays.

Engineered in chromed steel and with two bases to suit all decks. Pat. Pending

Ref 101A Brit. Reg. Des. No. 982790
£3.97 inc. VAT U.S.A. Reg. Des. No. 247622



Stylus Cleaning Kit

Unique cleaner in chromed steel with brush tip, cover and built in magnifying inspection mirror. Complete with anti-static fluid in permanent storage box. Ref 112 £2.98 inc. VAT



Groov-Stat Electronic 3000

This improved static reducer, powered by one small battery, neutralises record surface static in seconds. Comes in permanent storage box with FREE static tester.

Ref 3000 £9.98 inc. VAT
(Pat. pending)



Record Valet

Soft bristles on leading edge remove dust and humid velvet pad collects particles. This advanced cleaner is engineered in chromed steel and is supplied with dust cover in permanent storage box.

Ref 110 Pat. Pending
£5.49 inc. VAT Reg. Des. No. 981808




Tape Head Maintenance Kit

Everything necessary for cleaning heads, capstan and pinch wheel on all types of recorders. Cleaning and polishing pads, cleaning liquid and brush inspection mirror included.

Ref 25 £1.99 inc. VAT

Brit. Pat. No. 1485069



All prices shown are recommended retail, inc. VAT.



In difficulty send direct, plus 20p P & P. Send S.A.E. for free copy of colour catalogue detailing complete range. Bib Hi-Fi Accessories Limited, Kelsey House, Wood Lane End, Hemel Hempstead, Herts., HP2 4RQ.