

# wireless world

JANUARY 1979 40p

**200MHz frequency meter**  
**Low-cost satellite reception**  
**Sound generator i.c.**

Australia \$A1.25  
Canada \$1.75  
Denmark Kr. 11.00  
Germany Dm. 4.00  
Greece Dr. 47.00  
Holland Dfl. 4.50  
Italy L. 11.00  
New Zealand \$NZ 1.50  
Norway Kr. 11.00 incl. moms  
Singapore M \$3.25  
Spain Ptas. 80.00  
U.S.A. \$1.65

10 kHz



120 MHz



# The **mi** Signal Generator for vlf·lf·mf·hf·vhf bands

AM/FM Signal Generator TF 2016 is a general purpose instrument for receiver testing. Its facility for battery operation and its rugged construction make it ideal for field as well as factory use.

TF 2016 will deliver up to 4 V e.m.f. and yet has a leakage level that is so low that even receivers with a sensitivity of 0.1  $\mu$ V can be tested without ambiguity. And the total output level accuracy of  $\pm 1$  dB ensures confidence every time.

Fundamental frequency generation is used over the entire frequency range thus ensuring the total absence of non-harmonics. The good tuning discrimination makes narrow band receiver testing quick and easy.

Amplitude modulation up to 100% modulation depth and frequency modulation up to 75 kHz deviation are available using the internal 400 Hz and 1 kHz oscillators. External modulation can be applied and, if required, internal a.m. and external f.m., or internal f.m.

and external a.m., can be applied simultaneously.

A version of TF 2016 will shortly be available equipped with a 150 Hz preset pilot tone f.m. for use on Clansman receivers.

Pulse Modulator, TF 2169, may be fitted to the signal generator to provide pulsed r.f. for radar i.f. testing. IF probes can be supplied to help tuning to receivers fitted with battery economizer circuits. Alternative output level calibration plates, matching pads, attenuators and r.f. fuse units are included in the wide range of optional accessories.

## Digital Synchronizer


The addition of this clip-on unit (as shown in our photograph) converts the TF 2016 into a synthesizer. It provides a stability of  $\pm 1$  part in  $10^6$  and allows the frequency to be set in 10 Hz steps.

Full information gladly supplied on request.

## **mi** MARCONI INSTRUMENTS

Marconi Instruments Limited · Longacres · St. Albans · Hertfordshire · England AL4 0JN · Tel: (0727) 59292 · Telex: 23350  
Marconi Electronics Inc · 100 Stonehurst Court · Northvale · New Jersey 07647 USA · Tel: (201) 767-7250 · Twx: 710-991-9752  
Marconi Instruments · 32 avenue des Ecoles · 91600 Savigny-Sur-Orge · France · Tél: 996.03.86 · Télex: 600541.F  
Marconi Messtechnik GmbH · 8000 München 21 Jörgstrasse 74 · West Germany · Tel: (089) 58 20 41 · Telex: 5 212642

A GEC-Marconi Electronics Company



Front cover shows the 200MHz frequency meter which provides the main project for construction in this issue. See inside for Part 1.

#### IN OUR NEXT ISSUE

**High quality audio pre-amplifier.** A development of Douglas Self's November 1976 design but with an active gain control and less expensive to build.

**Milestones in electronics,** an interview with Professor Bernard Tellegen, inventor of the pentode, discoverer of the Luxembourg Effect and pioneer of the gyra-

**The lean years.** Sunspot activity is now increasing. Unusual coloured charts show this activity over the past few years in relation to critical propagation frequencies.

Current issue price 40p, back issue (if available) 50p, at Retail and Trade Counter, Paris Garden, London SE1. Available on microfilm: please contact editor.

By post, current issue 55p, back issues (if available) 50p, order and payments to Room CP34, Dorset House, London SE1 9LU.

**Editorial & Advertising offices:** Dorset House, Stamford Street, London SE1 9LU.

**Telephones:** Editorial 01-261 8620, Advertising 01-261 8339.

**Telegrams/Telex:** Wiworld Bispres 25137 BISPRS G. Cables: Ethaworld, London SE1.

**Subscription rates:** 1 year: £7.00 UK and \$23.40 overseas (\$24 USA and Canada).


**Student rate:** 1 year, £3.50 UK and £4.50 overseas (\$11.70 USA and Canada).

**Distribution:** 40 Bowling Green Lane, London EC1R 0NE. Telephone 01-837 3636.

**Subscriptions:** Oakfield House, Perrymount Road, Haywards Heath, Sussex. RH16 3DH. Telephone 0444 59188. Please notify a change of address.

**USA mailing agents:** Expeditors of the Printed Word Ltd, 527 Madison Avenue, Suite 1217, New York, NY 10022, 2nd-class postage paid at New York.

© IPC Business Press Ltd, 1979  
ISSN 0043 6062



# wireless world

ELECTRONICS / TELEVISION / RADIO / AUDIO

JANUARY 1979 Vol 85 No 1517

## 37 The death delivery business

## 38 Low-cost satellite receiving techniques

by J. P. Hawker

## 43 A low-cost digital frequency meter

by M. Tooley and D. Whitfield

## 47 News of the month

Electronics implants for the deaf International copyright views aired  
Post Office monopoly will be broken

## 50 Circuit ideas

Simple intercom F.s.k. signal demodulator  
Bounce-free switch

## 53 Versatile sound generator

## 57 Surround-sound patents

by Adrian Hope

## 61 Letters to the editor

Engineers, get out of Britain Synthesized f.m. transceiver  
Railway public address

## 66 World of amateur radio

## 67 Electronic organ tone system — 3

by A. D. Ryder

## 73 Alphanumeric keyboard

by D. E. O'N. Waddington

## 76 Add-on oscilloscope waveform store

by R. H. Fastner

## 77 The Chatterbox — 2

by Ian H. Witten and Peter H. C. Madams

## 81 Character rounding for the WW teletext decoder

by J. H. Hinton

## 83 Microcomputer design — 6

by Phil Pittman

## 88 New products

## 90 Sidebands

by Mixer



## In future, recording the present will be a thing of the past.

What's past is past. And said to be best forgotten.


But it's fundamental to the very existence of communications recording to be able to replay a selected portion of tape to find out what was said by who, to whom ... and when. And 'when' can be vital.

Equally vital, particularly in emergencies when every second counts, is the ability to obtain such replay access rapidly, precisely, automatically. With absolute certainty—and without time-consuming multiple knob-twiddling aided by guesswork.

Racal-Thermionic has recognized this need and produced TIMESEARCH—designed specifically for its ICR range of multi-channel communications recorders—and providing just these facilities.

TIMESEARCH can generate a coded time reference signal of crystal accuracy and index it onto the tape. It can read and display that signal. It can search a tape at high speed for a pre-selected time signal and automatically initiate replay at that time.

In communications recording, the future becomes the present; the present becomes the past. And when you need to recall the past with precision, you need TIMESEARCH.



*And for providing precise time signals every 10 seconds for recording onto magnetic tape: the International Timing Unit.*

**Racal-Thermionic** the recording people


Racal-Thermionic Limited, Hardley Industrial Estate, Hythe, Southampton, SO4 6ZH, England. Telephone: 0703 843265. Telex: 47600.

WW-035 FOR FURTHER DETAILS

**RACAL**



# DON'T GAMBLE WITH PERFORMANCE BUY LEVELL TESTERS



Tests bipolar transistors, diodes and zener diodes. Measures leakage down to 0.5 nA at 2V to 150V. Current gains are checked from 1  $\mu$ A to 100mA. Breakdown voltages up to 100V are measured at 10  $\mu$ A, 100  $\mu$ A and 1mA. Collector to emitter saturation voltage is measured at 1mA, 10mA, 30mA and 100mA for  $I_C/I_B$  ratios of 10, 20, 30. The instrument is powered by a 9V battery.


## TRANSISTOR RANGES (PNP OR NPN)

- $I_{CBO}$  &  $I_{EBO}$ : 10nA, 100nA, 1  $\mu$ A, 10  $\mu$ A and 100  $\mu$ A f.s.d. acc.  $\pm 2\%$  f.s.d.  $\pm 1\%$  at voltages of 2V, 5V, 10V, 20V, 30V, 40V, 50V, 60V, 80V, 100V, 120V, and 150V acc.  $\pm 3\%$   $\pm 100$ mV up to 10  $\mu$ A with fall at 100  $\mu$ A  $< 5\% + 250$ mV.
- $BV_{CBO}$ : 10V or 100V f.s.d. acc.  $\pm 2\%$  f.s.d.  $\pm 1\%$  at currents of 10  $\mu$ A, 100  $\mu$ A and 1mA  $\pm 20\%$ .
- $I_B$ : 10nA, 100nA, 1  $\mu$ A ... 10mA f.s.d. acc.  $\pm 2\%$  f.s.d.  $\pm 1\%$  at fixed  $I_E$  of 1  $\mu$ A, 10  $\mu$ A, 100  $\mu$ A, 1mA, 10mA, 30mA, and 100mA acc.  $\pm 1\%$ .
- $h_{FE}$ : 3 inverse scales of 2000 to 100, 400 to 30 and 100 to 10 convert  $I_B$  into  $h_{FE}$  readings.
- $V_{BE}$ : 1V f.s.d. acc.  $\pm 20$ mV measured at conditions on  $h_{FE}$  test.
- $V_{CE(sat)}$ : 1V f.s.d. acc.  $\pm 20$ mV at collector currents of 1mA, 10mA, 30mA and 100mA with  $I_C/I_B$  selected at 10, 20 or 30 acc.  $\pm 20\%$ .

## DIODE & ZENER DIODE RANGES

- $I_{DR}$ : As  $I_{EBO}$  transistor ranges.
- $V_Z$ : Breakdown ranges as  $BV_{CBO}$  for transistors.
- $V_{DF}$ : 1V f.s.d. acc.  $\pm 20$ mV at  $I_{DF}$  of 1  $\mu$ A, 10  $\mu$ A, 100  $\mu$ A, 1mA, 10mA, 30mA and 100mA.

type  
TM12 **£120**



A logarithmic scale covering 6 decades is used to display either insulation resistance or leakage current at a fixed stabilised test voltage. The current available is limited to a maximum value of 3mA for safety and capacitors are automatically discharged when the instrument is switched off or to the CAL condition. The instrument operates from a 9V internal battery.

## RESISTANCE RANGES

- 10M  $\Omega$  to 10T  $\Omega$  ( $10^{13}$   $\Omega$ ) at 250V, 500V, 750V and 1kV.  
1M  $\Omega$  to 1T  $\Omega$  at 25V, 50V and 100V.  
100k  $\Omega$  to 100G  $\Omega$  at 2.5V, 5V and 10V.  
10k  $\Omega$  to 10G  $\Omega$  at 1V.

Accuracy  $\pm 15\% + 800$   $\Omega$  on 6 decade logarithmic scale.  
Accuracy of test voltages  $\pm 3\% \pm 50$ mV at scale centre.  
Fall of test voltages  $< 2\%$  at 10  $\mu$ A and  $< 20\%$  at 100  $\mu$ A.  
Short circuit current between 500  $\mu$ A and 3mA.

## CURRENT RANGE

100pA to 100  $\mu$ A on 6 decade logarithmic scale.  
Accuracy of current measurement  $\pm 15\%$  of indicated value.  
Input voltage drop is approximately 20mV at 100pA, 200mV at 100nA and 400mV at 100  $\mu$ A.  
Maximum safe continuous overload is 50mA.

## MEASUREMENT TIME

$< 3$ s for resistance on all ranges relative to CAL position.  
 $< 10$ s for resistance of 10G  $\Omega$  across 1  $\mu$ F on 50V to 500V.  
Discharge time to 1% is 0.1s per  $\mu$ F on CAL position.

## RECORDER OUTPUT

1V per decade  $\pm 2\%$  with zero output at scale centre.  
Maximum output  $\pm 3$ V. Output resistance 1k  $\Omega$ .

type  
TM14 **£130**

Optional extras are leather cases and mains power units. Prices are ex works, V.A.T. extra in U.K.

**LEVELL** ELECTRONICS LTD.

MOXON STREET, BARNET, HERTS., EN5 5SD.  
TEL: 01-449 5028/440 8686

# THE NEW MOST IMPORTANT Link



IN THE P.A. CHAIN  
M 260 NS

## DYNAMIC RIBBON MICROPHONE

### Specifications:

Frequency Response:	50 — 18 000 Hz
Polar Pattern:	Hypercardioid
Output Level:	0.9mV/PA $\approx$ -60 dbm
EIA Sensitivity Rating:	-153 dbm
Electrical Impedance:	200 ohms
Load Impedance:	> 1000 ohms

Excellent anti-feedback characteristic over the whole frequency range.

Send now for Brochure to:

**BEYER DYNAMIC (GB) LTD.**  
1 Clair Rd., Haywards Heath, Sussex

NAME .....

ADDRESS .....

WW-042 FOR FURTHER DETAILS

## Prices are each, net & exclude V.A.T.

### Experimenter Series

EXP300 (6 x 2.1 in., 5 x 94 terminals & 2 bus strips)	£5.75
EXP350 (3.5 x 2.1 in., 5 x 46 terminals x 2 bus strips)	£3.16
EXP600 (6 x 2.4 in., 5 x 94 terminals x 2 bus strips)	£6.30
EXP650 (3.6 x 2.4 in., 5 x 46 terminals x 2 bus strips)	£3.60
EXP4B (6 x 4 in., 2 bus strips only)	£2.30

### Quick Test Series

QT-59S (6.5 x 6.2 in., 118 terminals)	£7.20
QT-47S (5.3 x 5 in., 94 terminals)	£5.75
QT-35S (4.1 x 3.8 in., 70 terminals)	£4.90
QT-18S (2.4 x 2.1 in., 36 terminals)	£2.75
QT-12S (1.8 x 1.5 in., 24 terminals)	£2.15
QT-8S (1.4 x 1.1 in., 16 terminals)	£1.90
QT-7S (1.3 x 1 in., 14 terminals)	£1.75
QT-59B (6.5 x 6.2 in., 20 terminals)	£1.45
AT-47B (5.3 x 5 in., 16 terminals)	£1.30
QT-35B (4.1 x 3.8 in., 12 terminals)	£1.15

### Protoboard Series

PB-6 (630 tie points, 4 binding posts, 4 x 14 DIL capacity)	£9.20
PB-100 (760 tie points, 2 binding posts, 10 x 14 DIL capacity)	£11.80
PB-101 (940 tie points, 1 binding post, 10 x 14 DIL capacity)	£17.20
PB-102 (1240 tie points, 1 binding post, 12 x 14 DIL capacity)	£22.95
PB-103 (2250 tie points, 4 binding posts, 24 x 14 DIL capacity)	£34.45
PB-104 (3060 tie points, 4 binding posts, 32 x 14 DIL capacity)	£45.95
PB-203 (2250 tie points, 4 binding posts, 24 x 14 DIL capacity; built-in regulated 5V d.c. power unit)	£55.15
PB-203A (As PB-203 with 5V and 15V d.c. power supply)	£74.70

### Design Mate Instruments

DM-1	£45.95	DM-2	£57.45	DM-3	£57.45
DM-4	£74.70				

### IC Test Clips

PC-14 (14-pin)	£2.60	PC-16 (16-pin)	£2.75
PC-24 (24-pin)	£4.90	PC-40 (40-pin)	£7.90

### Logic Probes

Hand-held logic probes, TTL/DTL/CMOS compatible, from £18 to £49.00

### Logic Monitors for CMOS, HTL, DTL, TTL & RTL

LM-1	Self-power clip-on logic monitor	£28.70
LM-2	As LM-1, with fully isolated power supply	£68.95

Postage, Packing and Insurance per shipment £1.25


*Please add 8% VAT to overall total*

Export orders: credit cards or international money orders, bank drafts and cheques drawn in £ sterling. Please add 10% (Europe) or 12½% (all other countries) to total price.


# Now, from the breadboard specialists— even better boards!

Since the appearance of the first breadboards back in the '40's, we've really been going places. (The U.K., for one.) So we now have an exceptional range of prototyping products which are outstanding in their simplicity, versatility and reliability. Just see. (And for prices and specs., eyes left!)


**1**  
**Experimenter Series.**  
Low-cost, interlocking, solderless breadboard — the world's first for 0.3 in. and 0.6 in. pitch DIPs.




**2**  
**Quick Test Series.**  
Low-cost, snap-locking solderless circuit boards for fast design with discrete components.




**3**  
**The Protoboard Series.**  
Solderless breadboards with built-in 10% regulated 5Vd.c. 1A power supply; 2,250 solderless tie points; and capacity for DIPs of 14 to 40 pins.



**4**  
**Design Mate Test Instruments.**  
DM-1 power supply, 5V to 15Vd.c. at 600mA; DM-2 function generator for sine, square and triangle wave generation; DM-3 R/C bridge giving 10 ohm to 10 megohm, 10pF to 1.0µf; DM-4 pulse generator with 0.5 Hz to 5MHz frequency and 100ns to .1 µsec pulse widths.



**5**  
**IC Test Clips.**  
Ultra-low cost IC clips in 14, 16, 24 and 40 pin versions.



Take a look at our low, low prices and quality specs., and get aboard! (Or if its data you're after, pick up the phone or drop us a line.) For the best, from the specialists in breadboards.

And, much more too: logic monitors, probes, frequency counters and test equipment to ensure the best, fastest results from your design.

Continental Specialties Corporation (UK) Ltd.,  
Unit 1, Shire Hill Industrial Estate, Saffron Walden, Essex CB11 3AQ.



Continental Specialties Corporation (U.K.) Ltd., Unit 1, Shire Hill Industrial Estate, Dept. 7H  
Saffron Walden, Essex. CB11 3AQ Telephone (0799) 21682 Telex 817477 Reg. in London: 1303780.  
VAT No: 224 8074 71. \*Trade Mark applied for © CSC (UK) Ltd. 1977 Dealer enquiries welcome.

Please supply \_\_\_\_\_

\_\_\_\_\_ Price \_\_\_\_\_ Total \_\_\_\_\_

Name \_\_\_\_\_ Address \_\_\_\_\_

\_\_\_\_\_ My cheque/postal order No \_\_\_\_\_ for £ \_\_\_\_\_ is enclosed

My Access/American Express/Barclaycard no. is \_\_\_\_\_ All I want is data, please.

# Peace and quiet

The quietest sound the ear can hear moves the eardrum about  $10^{-9}$ cm, one tenth the diameter of a hydrogen molecule. Movement due to random thermal bombardment of the eardrum by air molecules is around this same level and largely accounts for this limit of sensitivity.\*

But the distortion contribution from a QUAD 405 amplifier in normal use (say 85dBa) moves the eardrum less than this amount.

Perhaps sitting in a very quiet room at  $-100^{\circ}\text{C}$  and without the music we might nearly hear them ....but "tis bitter cold."

For further details on the full range of QUAD products write to:

The Acoustical Manufacturing Co. Ltd.  
Huntingdon, PE18 7DB. Tel: (0480) 52561.

\*Sensitivity is never made more acute by the presence of other sounds.

## QUAD

**for the closest approach  
to the original sound**

*QUAD is a Registered Trade Mark*





# We've made the impossible AGAIN.

## A superior frequency counter Kit for only £69.95

Now you can forget about price/performance trade-offs when you select a frequency counter. In Sabtronics' Model 8100 kit you get all the characteristics of a much higher-priced counter for only £ 69.95.

This frequency counter, employing LSI technology, has the performance and input characteristics you demand: guaranteed frequency range of 20 Hz to 100 MHz; selectable hi/lo impedance; superior sensitivity; selectable resolution and selectable attenuation. Plus an accurate time base with excellent stability. An 8-digit LED display features floating decimal point, leading zero suppression and overflow indicator. You would expect to find all these features only on high-priced instruments - or from Sabtronics' advanced digital technology.

# Uncompromising performance.

## Incredible price.

### A professional 3½ digit DMM Kit for less than £50.00

Incredible? True! Professionals and hobbyists alike are believers in this Sabtronics 2000, the only portable/bench DMM which offers such uncompromising performance at the astonishingly low price of £ 49.95.

Uncompromising performance you'd expect only from a specialist in digital technology such as Sabtronics: Basic DCV accuracy of 0.1% ± 1 digit; 5 functions giving 28 ranges; readings to ± 1999 with 100% overrange; over-range indication; input overload protection; automatic polarity.

The low price of £ 49.95? Simple: The Model 2000 is all solid-state, incorporating a single LSI circuit and high-quality components. You assemble it yourself, using our clear, easy-to-follow, step-by-step assembly manual. Kit is complete, including a high-impact case.

Now you too can have it! A professional-quality 3½ digit Sabtronics Model 2000 DMM kit for only £ 49.95. If you don't have one in your lab, use the coupon below to order NOW.

Easy to follow calibration procedure provided in the assembly manual.

#### BRIEF SPECIFICATIONS:

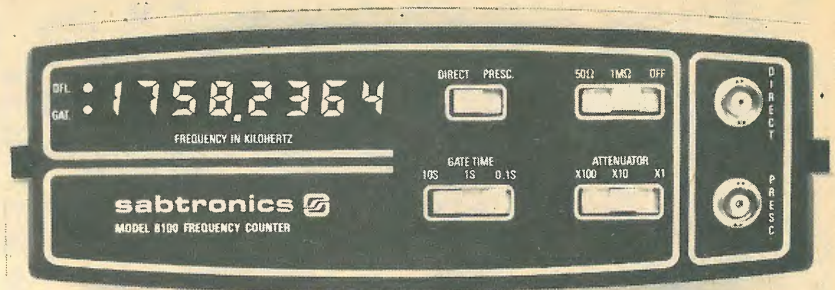
DC volts in 5 ranges: 100  $\mu$ V to 1 kV - AC volts in 5 ranges: 100  $\mu$ V to 1 kV - DC current in 6 ranges: 100 nA to 2A - AC current in 6 ranges: 100 nA to 2A - Resistance: 0.1  $\Omega$  to 20 M $\Omega$  in 6 ranges - AC frequency response: 40 Hz to 50 kHz - Display: 0.36" (9.1 mm) 7-segment LED - Input impedance: 10 M $\Omega$  - Size: 8" W x 6.5" D x 3" H (203 x 165 x 76 mm) - Power requirement: 4 "C" cells (not included).

#### Ordering information for overseas readers:

The price listed is for readers in U.K. only. Since export orders are exempt from VAT you may send your orders directly to

Sabtronics International  
Winkelriedstrasse 35  
CH-6003 Luzern/Switzerland

Price:  
£ 69.95 + £ 6.50 for shipping and handling for Model 8100  
£ 49.95 + £ 6.50 for shipping and handling for Model 2000


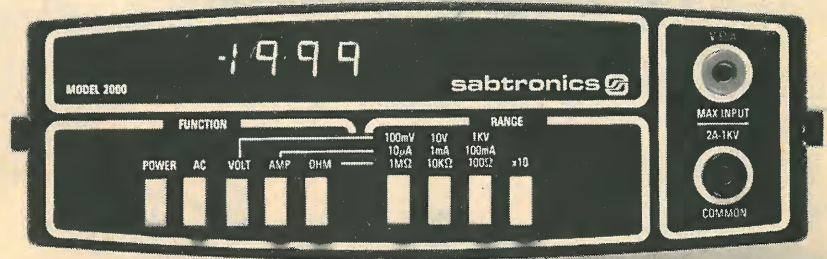


#### BRIEF SPECIFICATIONS:

Frequency Range: 20 Hz to 100 MHz guaranteed, (10Hz to 120 MHz typical) - Sensitivity: 25 mV RMS, 20 Hz to 70 MHz (20 mV typical); 45 mV RMS, 70 MHz to 120 MHz (30 mV typical) - Selectable Impedance: 1M $\Omega$ /25 pF or 50 $\Omega$  - Attenuation: X1, X10 or X100 - Accuracy: ± 1 Hz plus time base accuracy - Aging Rate: ± 5 ppm/yr - Temperature Stability: ± 10 ppm, 0° to 50°C - Resolution: 0.1 Hz, 1 Hz, 10 Hz selectable - Display: 8-digit LED, floating DP, overflow indicator - Overload Protection - Power Requirement: 9-15 VDC.

Also available assembled at £ 84.95.

Optional prescaler will be available from around January 1979.



# sabtronics

USA

**TIMWOOD LTD. Prospect Road, Cowes, Isle of wight, England: Telex 86892.**

Please send me \_\_\_\_\_ Sabtronics Model 2000 DMM kit(s) at £ 49.95 and £ 3.00 p.p. plus VAT at 8%.

Please send me \_\_\_\_\_ Sabtronics Model 8100 Frequency counter kit(s) at £ 69.95 and £ 3.00 p.p. plus VAT at 8%.

Assembled at £ 84.95 each £ 3.00 p.p. plus VAT at 8%.

Total enclosed herewith: £ \_\_\_\_\_

Name: \_\_\_\_\_

address: \_\_\_\_\_

City: \_\_\_\_\_ Postal code: \_\_\_\_\_

\* Overseas readers please see ordering information on this page.



**The world over-  
You get the  
best service  
from Haltron**

For high quality electronic valves, semiconductors and integrated circuits – and the speediest service – specify Haltron. It's the first choice of Governments and many other users throughout the world. Haltron product quality and reliability are clearly confirmed. The product range is very, very wide. And Haltron export expertise will surely meet your requirements. Wherever you are, get the best service. From Haltron.



Hall Electric Limited,  
Electron House,  
Cray Avenue, St. Mary Cray,  
Orpington, Kent BR5 3QJ.  
Telephone: Orpington 27099  
Telex: 896141

# MAPLIN launch their new Catalogue...

A massive new catalogue from Maplin that's even bigger and better than before. If you ever buy electronic components, this is the one catalogue you must not be without. Over 240 pages - some in full colour - it's a comprehensive guide to electronic components with hundreds of photographs and illustrations and page after page of invaluable data.

We stock just about every useful component you can think of. In fact some 5,000 different lines, many of them hard to get from anywhere else. Over 1000 new lines in our new catalogue. And with the service only Maplin provides, you won't regret sending for a copy of our fantastic catalogue. Orders paid before publication date will receive a set of 10 special offer coupons. Big Discounts on popular lines.



Several complete new projects for you to build with full construction details in the catalogue including:  
A superb 40W per channel hi-fi stereo amplifier with lots of extra features found only on the most expensive ready-made equipment.  
A hi-fi stereo tuner with FM, medium and long wave and UHF TV, medium wave specification.  
A complete home burglar alarm system including ultrasonic detectors.  
A model railway train controller with inertia control for accelerating and braking.

# MAPLIN

**ELECTRONIC SUPPLIES**

P.O. Box 3, Rayleigh, Essex SS6 8LR  
Telephone - Southend (0702) 715155.  
Shop 2, London Road, Westcliff-on-Sea, Essex.  
(Closed on Wednesdays)  
Telephone - Southend (0702) 715157.

...sets Design of Digital Systems @ £9.00, p&p included  
...Combined sets @ £13.00, p&p included  
...The Algorithm Writer's Guide @ £3.40, p&p included

Name .....

Address .....


enclose a cheque/PO payable to Cambridge Learning Enterprises for £.....

Please charge my Access/Barclaycard/Visa/Eurocard/Mastercharge/Interbank account number .....

Signature ..... deleted as appropriate  
Telephone orders from credit card holders accepted on 0480-67446 (ansafone) Overseas customers should send a bank draft in sterling drawn on a London Bank

ww34

# Where security is a near thing.



HALF  
SIZE

## Bulgin Electronics

One of the Bulgin Group of Companies **Soundex Ltd**  
Park Lane, Broxbourne, Herts. Tel: Hoddesdon 64455

We designed these detector units to give an absolute fail-safe indication of the open or closed state of the Thames Flood Defences. So they had to operate dependably over or under water, unharmed by heavy impact, unconfused by other metal objects nearby.

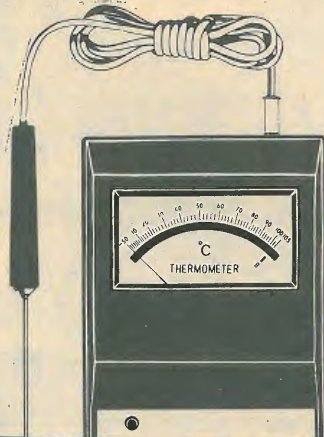
Now they are ready for other security duties — more ruggedly tamper-proof than other proximity devices. Use them where you need to be certain that barriers, doors, bridges etc. are closed, or that safety devices are in position.

The detector unit runs off 12V dc, and the circuit is only completed when its passive mate comes within 1½" range. The two units are electrically coded — the detector will not respond to any metal object other than its mating half and a whole range of code keys can be supplied. If you have a big security need, send for details.

Post Office line-sending equipment also available.

**BULGIN**  
HEAVY DUTY  
PROXIMITY  
DETECTOR

## ELECTRONIC INDUSTRIAL THERMOMETER




from Haltron

**Haltron**

WW-071 FOR

## VIDEO or AUDIO BULK ERASURE



**LR71**

MAX REEL SIZE 11½"  
VIDEO AND AUDIO

**LR70**

MAX REEL SIZE 8½"  
AUDIO ONLY

LR70/71 bulk tape erasers are simple to operate and will erase cassettes, cartridges and reels of tape up to a maximum reel size of 11½" and tape width of 1", quickly and efficiently.

LR70/71 bulk erasers are currently used in Broadcast Companies, Recording Studios, Government Departments, Educational Establishments and the Computer Industry.

Quality equipment moderately priced



**LEEVERS-RICH EQUIPMENT LIMITED**

319 Trinity Road, Wandsworth


London SW18 3SL

01 874-9054 Telex 923455

WW - 026 FOR FURTHER DETAILS

# Understanding Digital Electronics

## New teach-yourself courses



In the years ahead the products of digital electronics technology will play an important part in your life. Calculators and digital watches are already commonplace. Tomorrow a digital display could show your vehicle speed and petrol consumption; you could be calling people by entering their name into a telephone which would automatically look up their number and dial it for you.

These courses were written by experts in electronics and learning systems so that you could teach yourself the theory and application of digital logic. Learning by self-instruction has the advantages of being faster and more thorough than classroom learning. You work at your own pace and must respond by answering questions on each new piece of information before proceeding.

After completing these courses you will have broadened your career prospects and increased your fundamental understanding of the rapidly changing technological world around you.

**The six volumes of Design of Digital Systems cost only: £8.10**  
**And the four volumes of Digital Computer Logic and Electronics cost only: £4.60**  
**But if you buy both courses, the total cost is only: £12.00**

+ 90p post & packing  
 + £1 post & packing

Price includes surface mail anywhere in the world — Airmail extra.

Design of Digital Systems is written for the engineer seeking to learn more about digital electronics. Its six volumes — each A4 size — are packed with information, diagrams and questions designed to lead you step-by-step through number systems and Boolean algebra to memories, counters and simple arithmetic circuits, and finally to a complete understanding of the design and operation of calculators and computers.

### The contents of Design of Digital Systems include:

- Book 1** Octal, hexadecimal and binary number systems; conversion between number systems; representation of negative numbers; complementary systems; binary multiplication and division.
- Book 2** OR and AND functions; logic gates. NOT, exclusive OR, NAND, NOR and exclusive-NOR functions; multiple input gates; truth tables; De Morgans Laws; canonical forms; logic conventions; Karnaugh mapping; three-state and wired logic.
- Book 3** Half adders and full adders; subtractors; serial and parallel adders; processors and arithmetic logic units (ALUs); multiplication and division systems.
- Book 4** Flip flops; shift registers; asynchronous and synchronous counters; ring, Johnson and exclusive-OR feedback counters; random access memories (RAMs) and read only memories (ROMs).
- Book 5** Structure of calculators; keyboard encoding; decoding display data; register systems; control unit; program ROM; address decoding; instruction sets; instruction decoding; control program structure.
- Book 6** Central processing unit (CPU); memory organisation; character representation; program storage; address modes; input/output systems; program interrupts; interrupt priorities; programming; assemblers; computers; executive programs; operating systems and time sharing.



**Digital Computer Logic and Electronics** is designed for the beginner. No mathematical knowledge other than simple arithmetic is assumed, though the student should have an aptitude for logical thought. It consists of four volumes — each A4 size — and serves as an introduction to the subject of digital electronics. Everyone can learn from it — designer, executive, scientist, student, engineer.

Contents include: Binary, octal and decimal number systems; conversion between number systems; AND, OR, NOR and NAND gates and inverters; Boolean algebra and truth tables; De Morgans Laws; design of logic circuits using NOR gates; R-S and J-K flip flops, binary counters, shift registers and half adders.

**CAMBRIDGE LEARNING ENTERPRISES, UNIT 34, RIVERMILL SITE, FREEPOST, ST. IVES, HUNTINGDON, CAMBS. PE17 4BR, ENGLAND**  
**TELEPHONE: ST. IVES (0480) 67446**

PROPRIETORS: DAY/RIDGE LTD. REG. OFFICE: RIVERMILL LODGE, ST. IVES  
 REGD. IN ENGLAND No. 1328762

## Flow Charts & Algorithms

### HELP YOU PRESENT

safety procedures, government legislation, office procedures, teaching materials and computer programs by means of YES and NO answers to questions.

**THE ALGORITHM WRITER'S GUIDE** explains how to define the questions, put them in the best order and draw the flow chart, with numerous examples shown. All that students require is an aptitude for logical thought. Size A5, 130 pages. This book is a MUST for those with things to say.

**£2.95** + 45p post & packing by surface mail anywhere in the world. Airmail extra.

### GUARANTEE

If you are not entirely satisfied your money will be refunded. Please allow 21 days for delivery.

Cambridge Learning Enterprises, Unit 34, Rivermill Site  
 Freepost, St. Ives, Huntingdon, Cambs. PE17 4BR  
 England

Please send me the following books

- .....sets Digital Computer Logic & Electronics @ £5.50, p&p included
- .....sets Design of Digital Systems @ £9.00, p&p included
- .....Combined sets @ £13.00, p&p included
- .....The Algorithm Writer's Guide @ £3.40, p&p included

Name .....

Address .....

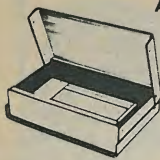
I enclose a cheque/PO payable to Cambridge Learning Enterprises for £.....

Please charge my Access Barclaycard Visa Eurocard Mastercharge Interbank account number .....


Signature ....., deleted as appropriate  
 Telephone orders from credit card holders accepted on 0480-67446 (ansafone) Overseas customers should send a bank draft in sterling drawn on a London Bank  
 ww34

# YOUR COMPLETE RANGE OF ELECTRONIC HARDWARE....

## BIMENCLOSURES




**ALL METAL BIMCASES**  
Red, Grey or Orange 14svg Aluminium removable top and bottom covers. 18 svg black mild steel chassis with fixing support brackets.  
BIM 3000  
(250x167.5x68.5mm)  
£14.58




**MINI DESK BIMCONSOLES**  
Orange, Blue, Black or Grey ABS body incorporates 1.8mm pcb guides, stand-off bosses in base with 4 BIMFEET supplied. 1mm Grey Aluminium panel sits recessed with fixing screws into integral brass bushes.  
BIM 1005 (161 x 96 x 58mm) £2.18  
BIM 1006 (215 x 130 x 75mm) £3.05

## MULTI PURPOSE BIMBOXES



Orange, Blue, Black or Grey ABS with 1mm Grey Aluminium recessed front cover held by screws into integral brass bushes. 1.8mm pcb guides incorporated and 4 BIMFEET supplied.  
BIM 4003 (85x56x28.5mm) £1.18  
BIM 4004 (111x71x41.5mm) £1.62  
BIM 4005 (161x96x52.5mm) £2.19

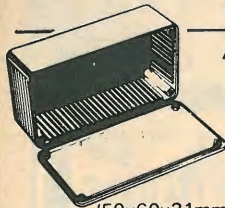
## ALL METAL BIMCONSOLES



All aluminium, 2 piece desk consoles with either 15° or 30° sloping fronts, sit on 4 self-adhesive non-slip rubber feet. Ventilation slots in base and rear panel for excellent cooling.

Colour Code	Top Panel	Base
A	Off White	Blue
B	Sand	Green
C	Satin Black	Gold

15° Sloping Panel	30° Sloping Panel	
BIM7151 (102x140x51[28] mm)	BIM7301 (102x140x76[28] mm)	£10.67
BIM7152 (165x140x51[28] mm)	BIM7302 (165x140x76[28] mm)	£11.44
BIM7153 (165x216x51[28] mm)	BIM7303 (165x183x102[28] mm)	£12.61
BIM7154 (165x211x76[33] mm)	BIM7304 (254x140x76[28] mm)	£13.82
BIM7155 (254x211x76[33] mm)	BIM7305 (254x183x102[28] mm)	£15.36
BIM7156 (254x287x76[33] mm)	BIM7306 (254x259x102[28] mm)	£16.67
BIM7157 (356x211x76[33] mm)	BIM7307 (356x183x102[28] mm)	£17.58
BIM7158 (356x287x76[33] mm)	BIM7308 (356x259x102[28] mm)	£18.55




## ABS & DIECAST BIMBOXES

6 sizes in ABS or Diecast Aluminium. ABS moulded in Orange, Blue, Black or Grey. Diecast Aluminium in Grey Hammettone or Natural. All boxes incorporate 1.8mm pcb guides, stand-off supports in base and have close fitting flanged lids held by screws into integral brass bushes (ABS) or tapped holes (Diecast).

	ABS	Diecast	Hammettone	Natural
(50x60x31mm)	N/A	BIM5001/11	TBA	TBA
(100x50x25mm)	BIM2002/12	BIM5002/12	£1.46	£1.19
(112x62x31mm)	BIM2003/13	BIM5003/13	£1.78	£1.46
(120x65x40mm)	BIM2004/14	BIM5004/14	£2.24	£1.82
(150x80x50mm)	BIM2005/15	BIM5005/15	£2.84	£2.28
(190x110x60mm)	BIM2006/16	BIM5006/16	£3.94	£3.33

Also available in Grey Polystyrene with no slots and self-tapping screws  
BIM 2007/17 (112x61x31mm) £1.00

## LOW PROFILE BIMCONSOLES



Orange, Blue, Black or Grey ABS body has ventilation slots as well as 1.8mm pcb guides and stand-off bosses in base. Double angle recessed front panel with 4 fixing screws into integral brass bushes. 4 BIMFEET supplied.

BIM 6005 (143 x 105 x 55.5 [31.5] mm)	£2.37
BIM 6006 (143 x 170 x 55.5 [31.5] mm)	£3.08
BIM 6007 (214 x 170 x 82.0 [31.5] mm)	£4.12

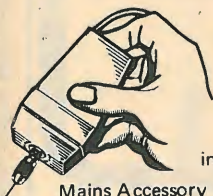
## EUROCARD BIMCONSOLES



Orange, Blue, Black or Grey ABS body accepts full or 1/2 size Eurocards, with bosses in the base for direct fixing. 1.8mm wide pcb guides incorporated and 4 BIMFEET supplied. 1mm Grey aluminium lid sits flush with body top and held by 4 screws into integral brass bushes.

BIM 8005 (169x127x70[45] mm)	£4.12
BIM 8007 (to be announced shortly)	

## BIMTOOLS



### MAINS BIMDRILLS

Small, powerful 240V hand drill complete with 2 metres of cable and 2 pin DIN plug. Accepts all tools with 1mm, 2mm or .125" dia. shanks. Drills brass, steel, aluminium and pcb's. Under 250g, off load speed 7500 rpm. Orange ABS, high impact, fully insulated body with spring return on/off switch £10.53

Mains Accessory Kit 1 includes 1mm, 2mm, .125" twist drills, 5 burrs and 2.4mm collet £2.48

Mains Kit 2 includes Mains BIMDRILL as above, 20 assorted drills, mops, burrs, grinding wheels and mounted points, 1mm, 2mm, 2.4mm and .125" collets. Complete in transparent case measuring 230x130x58mm £22.14



### 12 VOLT BIMDRILLS

2 small, powerful drills easily hand held or used with lathe/stand adaptor. Integral on/off switch and 1 metre cable.

Mini BIMDRILL with 3 collets up to 2.4mm dia	£ 8.10
Major BIMDRILL with 4 collets up to 3mm dia	£13.60

Accessory Kits 1 have appropriate drills and collets as above plus 20 assorted tools. Mini Kit 1 - £15.12, Major Kit 1 - £19.44.

Accessory Kits 2 have appropriate drills, collets plus 40 tools and mains 12V dc adaptor. Mini Kit 2 - £34.02, Major Kit 2 - £39.42.

Accessory Kits 3 as appropriate Kits 2 plus stand/lathe unit. Mini Kit 3 - £45.36, Major Kit 3 - £50.76.



### BIMDIPS


Rapidly inserts and withdraws any 4-18 pin, .3" pitch DIL package without bedding the legs. Adjustable metal jaws for MOS type devices grip the bottom of the leg for minimum strain. Will

pick up IC's from a bench, a carrier or a pcb. £13.77.

### BIMSNIPS

Precision made side cutters, spring action, ground steel fine pointed blades for intricate work.

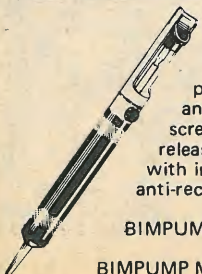
5 1/4" long £3.34



### BIMIRONS

Type 30 General Purpose 27 watt iron with long life, rapid change element, screw on tip, stainless steel shaft and clip on hook. Styled handle with neon. £4.05

Type M3 Precision 17 watt iron, quick change tip, long life element, styled handle with clip on hook £4.43

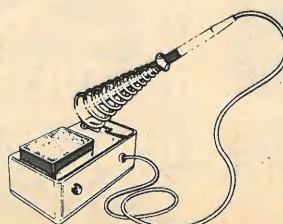


### BIMPUMPS

2 all metal desoldering tools provide high suction power and have easily replaceable screw in Teflon tips. Primed and released by thumb operation with in-built safety guard and anti-recoil system.

BIMPUMP Major (180mm long)  
£7.99

BIMPUMP Minor (150mm long) £6.80



### BIMSTATION

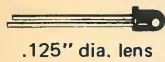
Type PSU6 Soldering Iron Station complete with 6V, 6 Watt miniature iron having stainless steel shaft, quick change slide on tip and long life element.

Station contains 240V/6V transformer, neon, coiled iron support and sponge iron tip cleaning pad.

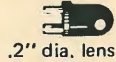
New product available shortly

## BIMINDICATORS

### ECONOMY QUALITY LED's



.125" dia. lens



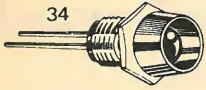
.2" dia. lens

Mixed bags of .125" and .2" dia. lens in various colours 50 for £5.67, 100 for £10.00

### FULL SPECIFICATION LED's

.125" or .2" with mounting clips and data

Red - £1.67/pack of 5, Green - £2.48/pack of 5, Yellow/Amber - £3.18/pack of 5



34

### 33 and 34 SERIES

Front viewing (30° angle) LED indicators

BIM 33 is nickel plated, uses 3.2mm dia LED and needs 6.5mm dia. fixing hole.

BIM 34 is chromium plated, uses 5mm dia. LED and needs 8mm dia. fixing hole.

Red - £2.80/pack of 5, Green/Yellow - £3.24/pack of 5



33



AA

AG

AH

### A SERIES

240V Neon with integral resistor. held in 8mm hole by plastic bezel.

Red, Amber, Clear or Opal lens £2/pack of 5, Green lens £3/pack of 5

Low Voltage equivalent of above with Red, Amber, Clear, Opal or Green Lens. 6V £0.54 each, 14V £0.58 each, 28V £0.65 each

State Voltage, lens style, colour and whether tags or flying leads.



A



B

### D SERIES

LES and Midget Flanged lampholder with 13mm dia. (A) and 18mm dia (B) lens. Solder tags. 1/2" dia. hole fixing (lamps not supplied) plus chrome bezel with A lens.

Red, Amber, Clear, Green, Opal £0.66 each



### G SERIES

T1 Midget Flanged lampholder. Lamps are available on request. 8mm fixing hole, solder tags. Front replaceable, 7.25mm dia.

lens. Red, Amber, Clear, Green, Opal £0.43




### O5 SERIES

240V Neon with integral resistor. Self retaining in 13mm hole.

Solder/.25" push on blades. 13mm dia. lens with 19mm dia. chrome bezel.

Red and Amber £0.61 each, Green £0.78 each.



M(A)



M(B)



M(C)



MP

### M & MP SERIES

Low voltage nickel plated brass

(M) and Polycarbonate (MP) indicators, 150mm leads, 6.4mm fixing hole Red, Amber, Clear, Green, Opal

6.9mm dia. lens (M) 6V £0.65 each, 14V £0.68 each, 28V £0.79 each  
7.5mm dia. lens (MP) 6V £0.55 each, 14V £0.59 each, 28V £0.68 each



A



B

### BIM M LED SERIES

Nickel plated brass bodied LES indicator, 21mm wire wrappable leads, 6.5mm fixing hole, 2 styles, 6.8mm dia lens.

Red £0.67 each, Green £0.83 each, Amber £1.00 each



LM




MM

### BIM LM & MM LED SERIES

Subminiature nylon bodied LED indicators with 12mm wire wrappable leads

LM & MM push fit into 4.75mm & 4mm holes respectively. Each series has 4 lens styles in

Red £0.67, Green £0.83, Yellow £1.00 each.



23

26

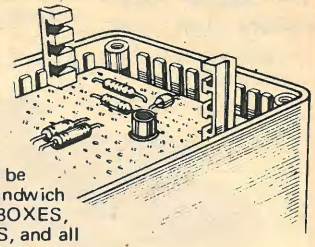
56

### BIM 23, 26 & 56 LED SERIES

Black nylon bodied LED indicators. BIM 23 has 7mm flat face, BIM 26 & 56 utilise 4 & 5mm dia LED's. Push

fit in 8mm hole. Red £0.46 each, Green £0.62 each, Yellow £0.77 each

## BIMACCESSORIES



### BIMDAPTOR

Allows pcb's to be flat mounted sandwich fashion in BIMBOXES, BIMCONSOLES, and all other enclosures having 1.5mm wide vertical guide slots. One plastic BIMDAPTOR on each corner of pcb(s) enables assembly to be simply slid into place. 54mm long, 10 slots on 5mm spacing and can be simply snipped off to length.

Packs of 25 £1.08 per pack


### BIMFEET



11mm dia, 3mm high, grey rubber self adhesive enclosure feet.

Packs of 24 £0.77 per pack

## BIMBOARDS



DIL COMPATIBLE BIMBOARDS



Accept all sizes (4-50 pin) of DIL IC packages as well as resistors, diodes, capacitors and LEDs. Integral Bus Strips up each side for power lines and Component Support Bracket for holding lamps, switches and fuses etc. Available as single or multiple

units, the latter mounted on 1.5mm thick black aluminium back plate which stand on non slip rubber feet and have 4 screw terminals for incoming power.

BIMBOARD 1 has 550 sockets, multiple units utilising 2, 3 and 4 BIMBOARDS incorporate 1100, 1650 and 2200 sockets, all on 2.5mm (0.1") matrix.

BIMBOARD 1 £ 8.83

BIMBOARD 2 £21.01

BIMBOARD 3 £29.84

BIMBOARD 4 £38.79

### DESIGNER PROTOTYPING SYSTEM

1, 2, or 3 BIMBOARDS mounted on BIM 6007 BIMCONSOLE with Integral Power Supply (±5 to ±15Vdc @ 100mA and fixed +5Vdc @ 1A) All O/P's fully isolated. Short circuit and fast fold back protection. Power rails brought out to cable clamps that accept stripped wire or 4mm plug.

DESIGNER 1 £55.62

DESIGNER 2 £61.02

DESIGNER 3 £66.42

All quoted prices are 1 off and include Postage, Packing and VAT. Terms are strictly cash with order unless you have authorised BOSS account. For individual data sheets on all BOSS products send stamped, self addressed envelope.

2 Herne Hill Road, London SE24 0AU

Telephone: 01-737 2383

Telex: 919693 Answer Back 'LITZEN G'

Cables & Telegrams: 'LITZEN LONDON SE24'

...FROM

# BOSS

INDUSTRIAL MOULDINGS LIMITED

**NEC**  
NIPPON ELECTRIC

**RADIO  
AMATEUR  
COMMUNICATION  
EQUIPMENT**

**CQ-P-2200E** 2 meter FM 12 channel portable/mobile 1/3 watt transceiver  
137-150 Mhz



Features: battery cartridge system, all 12 channels X-tal fitted, 1750 Hz tone-call system, AXC or RIT switchable, highly efficient squelch, high (3 watts) low (1 watt) output power switchable, lambda 1/4 or 5/8 telescopic antenna selectable. Provisions for: external power 13.5 V DC, external antenna, earphone, external speaker. NEW: Professional plug-in moduls construction, with all units shielded, selected high quality parts secure long life. Range: up to 50 KM. direct, up to several hundreds of kilometers over repeaters. Universality: mobile or portable (with the snip of a finger). High sensitivity: 0.2 uV for 20 db S/N.

**CQ-R-700** 6 band general coverage receiver with ultra high sensitivity (0.1 uV for 170 KHz-30.0 Mhz 15 db S/N on 30 Mhz)



Features: VFO patent allows perfect frequency read-off and tune-in with ease. Selectivity selectable wide/narrow. Modes: SSB (USB/LSB), CW or AM. Noise-blanker incorporated, large, illuminated two colour S-meter, 500 KHz and 50 Hz calibration facility. Modern electronical layout. A true solution for all searching a reliable mean for short range or continuous long haul reception.

**CQ-LINE** 300 - 3000 watts HF-LINE. Modes: USB/LSB, CW, AM, RTTY (FSK), FAX in 1.6 - 30.0 Mhz full digital readout.



In many thousands of applications the CQ-LINE has proven their reliability and sturdiness. Its versatility and high power make the CQ - LINE a true partner for long distance communication. Even with simple antenna from home or car, world- wide contacts are no problem.

UK: please contact our distributor Messrs. William Munro, Invergordon, High Street 100, telef.: 349-852351-4 - Telex: 75265.

**CEC**

SOLE DISTRIBUTOR EUROPE OF **NEC**  
RADIO AMATEUR AND CB EQUIPMENT  
VIA VALDANI, 1, CH 6830 CHIASSO/SWITZERLAND,  
TELEF. 091/446464, TELEX 64077 CEC CH  
WW-030 FOR FURTHER DETAILS



**Only Valves are good enough  
for this customer.**

As the demand for high quality sound increases, so does the need for M-OV valves.


Valves, and only valves, can provide the level of performance many listeners now demand.

M-OV Beam Tetrode KT77 and KT88 valves meet all audio market requirements from 30-200 watts.

KT77 is especially rugged and ultra linear.

KT88 is a proven long-life valve that is at home in your quality equipment.

Get in touch with us now for technical data and details of worldwide distribution.



**M-OV**  
A MEMBER OF THE GEC GROUP

**GEC**

S 666


THE M-O VALVE CO LTD, HAMMERSMITH, LONDON, ENGLAND W6 7PE.  
TELEPHONE 01-603 3431. TELEX 23435. GRAMS THERMIONIC LONDON  
WW-053 FOR FURTHER DETAILS

**PRODUCTION  
TESTING**

**POWER UNITS**

Now available with  
3 OUTPUTS

**DEVELOPMENT**



Type 250VRU/30/25

**SERVICING**

OUTPUT 1: 0-30v, 25A DC

OUTPUT 2: 0-70v, 10A AC

OUTPUT 3: 0-250v, 4A AC

ALL  
Continuously  
Variable


**Valradio**

VALRADIO LIMITED, BROWELLS LANE, FELTHAM  
MIDDLESEX TW13 7EN  
Telephone: 01-890 4242/4837

WW - 058 FOR FURTHER DETAILS



From Bell & Howell, exclusive distributors of JVC video products to the educational, industrial and institutional markets.



## Bell & Howell introduce new ENG and off-line equipment from JVC

The new CY8800E 3-tube portable camera is designed to be hand held. With a choice of  $\frac{2}{3}$ " Plumbicon or Saticon tubes, it is the latest product of JVC's 21-year involvement in video systems.

With a 49dB S/N ratio at f/4 and only 3000 lux illumination, the camera can also be used in light levels as low as 300 lux. Pictures through the 10:1 f/1.9 C-mount zoom lens, fitted as standard, look crisp and clean with better than 500 lines horizontal centre resolution. A wide range of facilities and compact packaging enable cameramen to provide shots of virtually any scene, indoors or on location. Standard features include a  $1\frac{1}{2}$ " viewfinder with 3" magnifier, 3-way sensitivity switch (normal, +6dB, +12dB), auto white balance, bias lighting when fitted with Saticon tubes and built-in colour bar generator for fast alignment. Weight including lens and viewfinder is only 9.6kg.

For location work the well-respected JVC CR4400LE U-format portable recorder is an ideal companion, usable up to 12 metres away. The whole system operates from internal batteries or external power.

Used alone, the new CR8500E  $\frac{3}{4}$ " U-format video cassette recorder is designed to make editing simple and fast. Automatic variable speed playback in forward and reverse ensures accurate access to the exact edit point. Fully framed edits with an accuracy of  $\pm 2$  frames and the

proven JVC colour dub system ensure successful copies every time.

Together with the RM85E, two CR8500Es form a first-class edit suite for off-line or  $\frac{3}{4}$ " master editing. All transport and edit functions are remoted to the control console. From pressing the play button, video and audio head contact with the tape is maintained to enable any mode to be instantly selected. Location on the tape is constantly monitored by counting control track pulses, ensuring accurate tape position and time determination. Edit in and out times can be programmed and memorised for automatic assemble or insert editing and the precise position can be adjusted in single-frame steps in the preview mode before a commitment to record is made. The video and audio tracks may be separately or simultaneously edited in any combination.

The CR8500E brings a new degree of flexibility to the  $\frac{3}{4}$ " format; the CY8800E brings it to portable cameras. If you would like further information on JVC video equipment, use the reader inquiry service or write direct to Bell & Howell A-V Ltd., Freepost (no stamp required), Wembley Middlesex HA0 1BR.



**BELL & HOWELL**


Information systems. For work, education and entertainment.

# TOTAL AMPLIFICATION FROM CRIMSON ELEKTRIK

WE NOW OFFER THE WIDEST RANGE OF SOUND PRODUCTS —

**STEREO  
PRE-AMPLIFIERS**

MC 1



CPR 1



**CPR 1 — THE ADVANCED PRE-AMPLIFIER.** The best pre-amplifier in the U.K. The superiority of the CPR 1 is probably the disc stage. The overload margin is a superb 40dB, this together with the high slewing rate ensures clean top, even with high output cartridges tracking heavily modulated records. Common-mode distortion is eliminated by an unusual design. R.I.A.A. is accurate to 1dB; signal to noise ratio is 70dB relative to 3.5mV; distortion <.005% at 30dB overload 20kHz.

Following this stage is the flat gain/balance stage to bring tape, tuner, etc. up to power amp. signal levels. Signal to noise ratio 86dB; slew-rate 3V/uS; T.H.D. 20Hz—20kHz <.008% at any level.

F.E.T. muting. No controls are fitted. There is no provision for tone controls. CPR 1 size is 138x80x20mm. Supply to be ± 15 volts.


**MC 1 — PRE-PRE-AMPLIFIER.** Suitable for nearly all moving-coil cartridges. Sensitivity 70/170uV switchable on the p.c.b. This module brings signals from the now popular low output moving-coil cartridges up to 3.5mV (typical signal required by most pre-amp disc inputs). Can be powered from a 9V battery or from our REG 1 regulator board.

**REG 1 — POWER SUPPLY.** The regulator module, REG 1 provides 15.0-15v to power the CPR 1 and MC 1. It can be used with any of our power amp supplies or our small transformer TR 6. The power amp kit will accommodate it.

**POWER AMPLIFIERS.** It would be pointless to list in so small a space the number of recording studios, educational and government establishments, etc. who have been using CRIMSON amps satisfactorily for quite some time. We have a reputation for the highest quality at the lowest prices. The power amp is available in five types, they all have the same specification. T.H.D. typically .01% any power 1kHz 8 ohms; T.I.D. insignificant; slew rate limit 25V/uS; signal to noise ratio 110dB; frequency response 10Hz-35kHz, -3dB; stability unconditional; protection drives any load safely; sensitivity 775mV (250mV or 100mV on request), size 120x80-25mm.

**POWER SUPPLIES.** We produce suitable power supplied which use our superb TOROIDAL transformers only 50mm high with a 120-240 primary and single bolt fixing (includes capacitors/bridge rectifier).

**POWER AMPLIFIER KIT.** The kit includes all metalwork, heatsinks and hardware to house any two of our power amp modules plus a power supply. It is contemporarily styled and its quality is consistent with that of our other products. Comprehensive instructions and full back-up services enables a novice to build it with confidence in a few hours.



<b>POWER AMPLIFIER MODULES</b>	
CE 608 60W/8 ohms 35-0-35v	£16.30
CE 1004 100W/4 ohms 35-0-35v	£19.22
CE 1008 100W/8 ohms 45-0-45v	£23.22
CE 1704 170W/4 ohms 45-0-45v	£29.12
CE 1708 170W/8 ohms 60-0-60v	£31.90

<b>TOROIDAL POWER SUPPLIES</b>	
CPS 1 for 2xCE 608 or 1xCE 1004	£14.47
CPS 2 for 2xCE 1004 or 2/4xCE 608	£16.82
CPS3 for 2xCE 1008 or 1xCE 1704	£17.66
CPS4 for 1xCE 1008	£15.31
CPS5 1 for 1xCE 1708	£22.68
CPS6 for 2xCE 1704 or 2xCE 1708	£23.98

<b>HEATSINKS</b>	
Light duty, 50mm, 2 C/W	£1.30
Medium power, 100mm, 1-4 C/W	£2.20
Disco /group, 150mm, 1-1 C/W	£2.85
Fan, 80mm, state 120 or 240v	£18.50
Fan mounted on two drilled 100mm heatsinks 2x4 C/W, 65 C max. with two 170W modules	£29.16

<b>THERMAL CUT-OUT, 70 C</b>	£1.90
------------------------------	-------

**POWER AMP KIT** ..... £32.40

**PRE-AMPS:**  
These are available in two versions — one uses standard components, and the other (the S) uses MO resistors where necessary and tantalum capacitors.

CPR 1	£29.49
MC 1	£18.50
CPRIS	£39.98
MC1S	£29.49

**POWER SUPPLY:**

REG1	£6.75	TR6	£1.75
------	-------	-----	-------

**BRIDGE DRIVER, BDI**  
Obtain up to 340W using 2x170W amps and this module.

BD1	£5.40
-----	-------

## CRIMSON ELEKTRIK

1A STAMFORD STREET, LEICESTER LE1 6NL. Tel. (0533) 537722

All prices shown are UK only and include VAT and post. COD 90p extra, £100 limit. Export is no problem, please write for specific quote. Send large SAE or 3 International Reply Coupons for detailed information. Distributor Minc Teleproduktter, Box 12035, S-750 12 Uppsala 12, Sweden.

WW—074 FOR FURTHER DETAILS

# MPU XTALS

OVER SEVENTY  
STANDARD FREQUENCIES

TENS OF  
THOUSANDS STOCKED

DELIVERY FREE  
WORLD-WIDE

**INTERFACE QUARTZ DEVICES LTD**  
29 Market Street, Crewkerne, Somerset TA18 7JU  
Crewkerne (0460) 74433 Telex 46283 infac g

WW — 016 FOR FURTHER DETAILS

## Keep your tools handy in case...



with JENSEN

special quality industrial  
tool kits and cases

Send now for details of the superb Jensen range of tools, meters and accessory equipment, all in the most handy and robust cases — also available separately. Jensen products are specifically designed for industrial use, perfect for all engineers, technicians, electricians, instrument repairmen etc. Choice of more than twenty kits and cases.

Write for free Jensen catalogue to:

**SPECIAL PRODUCTS DISTRIBUTORS LTD,**

81 Piccadilly, London W1V 0HL. Tel: 01-629 9556. Cables: Speciprod London W1.

WW—083 FOR FURTHER DETAILS

# When it's a question of ATE...



## Plessey ATTS 10 is your built-in guarantee.

Plessey ATTS 10 is one of the latest developments in the Plessey range of telegraph margin and distortion testers. Combining signal generator and measuring set, ATTS 10 is designed for installation in a telex exchange or other communications centre.

Fully automatic, ATTS 10 is controlled from the keyboard of the teleprinter under test and provides test sequences to one of fourteen instructions. This enables the

performance of the teleprinter to be rapidly assessed.

ATTS 10 operates to International Alphabet no. 2 at one pre-set link-selected speed in the range of 50, 75, 100, 110, 150, 200 and 300 bauds.

The level of distortion applied to test messages and the level at which distortion is measured are both accurate to within  $\pm 1\%$ .

ATTS 10 employs all solid-state circuitry, so it's rugged and reliable. It is designed for

long periods of unattended operation.

For full technical data on ATTS 10 and other Telegdata equipment contact Plessey.



**PLESSEY  
CONTROLS**

Plessey Controls Limited, Sopers Lane,  
Poole, Dorset, England, BH17 7ER  
Telephone: (020 13) 5161 Telex: 41272



# MODEL 756 FULL ASCII KEYBOARD

LOW COST!  
Fully  
Assembled

- \* Intended for professional micro-processor applications.
- \* This one Keyboard will meet most present and future requirements.
- \* Full 128-character ASCII 8-bit code
- \* Tri-mode MOS encoding.
- \* Applications notes for auto repeat, numeric pad, serial output.
- \* Upper and lower case characters generated by keyboard with latching shift-lock.
- \* Selectable polarity.
- \* Size 305 X 140 X 32mm (12 1/4 X 5 1/2 X 1 1/4 in)
- \* MOS/DTL/TTL compatible outputs.
- \* New guaranteed OEM grade components.
- \* Needs +5 and -12V supply
- \* Board has space for small low cost DC/DC converter so that entire unit operates off single 5V rail.


**£49.90 + VAT**

Also available:  
 Numeric Keypad — interfaces with 756 ..... £7.50  
 DC to DC converter to give —12V ..... £5.00  
 (Mounts direct on 756 P.C.)  
 Plastic enclosure type 701 ..... £10.75  
 Gold plated edge connector type 756/con ..... £1.95  
 Postage & Packing 75p per order  
 U.K. orders add 8% VAT on order total including postage & packing.

In Europe all orders to agents:  
**CITADEL PRODUCTS LTD.**  
 50 High St., Edgware, Middx. HA8 7EP  
 Tel: 01-951 1848

- \* Alpha lock.
- \* Extra loose keys available.
- \* Supplied complete with full technical data.
- \* Rugged mil. spec. G-10 PCB with plated through holes.
- \* 2-key roll-over
- \* DC level and pulse strobe signal for easy interface to any 8-bit input port microprocessor system, video display or terminal board. Strobe pulse width 1 ms.
- \* User selection of positive or negative logic data and strobe output.

**Carter Associates**  
 P.O. Box 11262 VLAEBERG  
 South Africa postal code 8018



WW — 068 FOR FURTHER DETAILS



## AUDIO MEASURING INSTRUMENTS

### Oscillators

- LDO3. Low Distortion Oscillator ..... £300.00
- LDO3B. Low Distortion Oscillator, balanced output ..... £400.00

### Distortion Measuring Sets

- DMS3. Distortion Measuring Set, manual nulling £250.00
- DMS4. Distortion Measuring Set, auto-nulling ..... £350.00

### Voltmeters

- HSV1. Audio Microvoltmeter, average responding ..... £175.00
- HSV2. Audio Microvoltmeter, true r.m.s. reading £225.00

### Noisemeters (psophometers)


- ANM1. Audio Noisemeter and Microvoltmeter, average responding ..... £200.00
- ANM2. Audio Noisemeter and Microvoltmeter, true r.m.s. reading ..... £250.00
- ANM3. Audio Noisemeter and Microvoltmeter, true r.m.s. and quasi-peak responding ..... £300.00

Descriptive leaflets available on request.

**RADFORD LABORATORY INSTRUMENTS LTD.**  
 4 High Street, Nailsea, Bristol BS19 1BW  
 Tel. 02755-6637



## TRANSDUCER and RECORDER AMPLIFIERS and SYSTEMS



reliable high performance & practical controls. individually powered modules—mains or dc option single cases and up to 17 modules in standard 19" crates small size—low weight—realistic prices.




49/51 Fylde Road Preston  
 PR1 2XQ  
 Telephone 0772 57560

**Fylde Electronic Laboratories Limited.**

WW—029 FOR FURTHER DETAILS


# Scopex vital statistics: 2% more in accuracy, around 20% less in price.



**4D-10A**  
£180.00



**4D-25**  
£285.00



**4S-6**  
£125.00

Greater accuracy, lower cost plus something more – a wide range covering dual trace, 10 and 25MHz, long persistence, rack mounted – single trace 6MHz, long persistence and battery portable models, plus a wide variety of accessories and probes.

The figure of 3% accuracy compares very favourably with the 5% claimed by our competitors. As does the Scopex reputation for producing reliable, easy to use oscilloscopes for just about every application.

Take the 4D – 10A dual trace model. Guaranteed 3% accuracy achieved by a stabilised power supply including the EHT. 10mV – 50V/cm sensitivity, TV field trigger and trace locate. £180.00\*

Or the 4D – 25. Dual trace model with DC – 25MHz bandwidth and 10mV/cm sensitivity. Signal delay allows you to trigger from and see the leading edge of any signal. Trigger level and slope are selected on one dual function control. £285.00\*

For more details of these and the full Scopex range simply return the coupon. Remember what you gain in accuracy, you lose in price.

\*U.K. list price excluding VAT.

The Scopex logo, featuring a stylized 'S' symbol followed by the word 'SCOPEX' in a bold, sans-serif font.

Scopex Sales  
Pixmôre Avenue, Letchworth, Herts SG61JJ  
Tel: (04626) 72771

WW1/79

Please send me full details of the Scopex range of oscilloscopes.


Name \_\_\_\_\_

Company \_\_\_\_\_

Address \_\_\_\_\_

Tel.: \_\_\_\_\_

## METER PROBLEMS?



137 Standard Ranges in a variety of sizes and stylings available for 10-14 days delivery. Other Ranges and special scales can be made to order.

Full Information from:

**HARRIS ELECTRONICS (London)**

138 GRAYS INN ROAD, W.C.1 Phone: 01/837/7937

WW — 020 FOR FURTHER DETAILS

## FOR POWER SEMICONDUCTORS



### INTERNATIONAL RECTIFIER

**Diodes Thyristors**  
**Fuses for protecting Semiconductors**  
**Power Transistors Potted Bridges**  
**Solid State Relays**  
**Silicon Stacks Surge Suppressors**

**IN A HURRY!**  
**070 - 681 2601**

HARMSWORTH, TOWNLEY & CO. LTD.  
 HAREHILL TODMORDEN LANCS OL14 5JY  
 Phone: 070 681 2601 and 070 681 5246  
 Telex 635 091 Albion G Attn: HARMSWORTH

EXPORT  
ENQUIRIES  
INVITED!

## pocket-sized 500 MHz FREQUENCY COUNTER

(CM7044)

for UHF/VHF or CB  
mobile radio

- \*  $\pm 2$  ppm accuracy (0.0002%)
- \* Overload protected
- \* Built-in Ni-Cad battery pack
- \* Exceptional value

#### Frequency Ranges

- (Switched)  
 (a) 10MHz - 50MHz  
 (b) 40 MHz - 500 MHz

#### Sensitivity


- 50 MHz range, 30 mV  
 500 MHz range, 50 mV

#### Display

7 digit, 7 segment LED display

#### Dimensions

4.75" · 2.6" · 1.25"  
 (121 · 67 · 32mm)



## Labgear

Labgear Limited Abbey Walk  
 Cambridge CB1 2RQ England  
 Telephone: 0223 66521 (7 lines) Telex: 81105 LAB  
 Telegrams: Labgear, Cambridge

WW—073 FOR FURTHER DETAILS

It's about time — a truly



## SOLAR POWERED WATCH


L.C.D. WITH RECHARGEABLE BATTERY

YOURS FOR **A\$45** (about \$28) EXPORT PRICE AIRMAIL

BANK DRAFT OR MONEY ORDER

World's cheapest rechargeable we've seen

- DIGITS CONSTANTLY DISPLAYED
- HR. MIN. SEC. DAY. DATE MONTH
- INBUILT LIGHT. OWNERS MANUAL
- 1yr MODULE G'TEE—MAIL SWAP
- BIG WINDOW—WIDE ANGLE VIEW
- STAINLESS STEEL CASE & BAND
- QUARTZ CRYSTAL ACCURACY FACTORY SET WITHIN 0.2 SEC/DAY



OPERATION: Press once for day & date and month auto follows, auto returns to time. Press twice for seconds.

Definite! worth much more—satisfaction guaranteed beyond expectation on all features or returnable within 14 days as new. Send for colour photo—to see is to buy.

TRULY SOLAR POWERABLE—daily requirement: 2 minutes full sunlight. Electric light also. Recharges energy used by inbuilt light also—this makes "solar assisted" models obsolete. Battery holds a years reserve. Manufacturer says battery rechargeable life up to 5 years or more. Currently stock spares at \$5. Send for quote around 1984.

**DIGGERMAN ELECTRONICS, Box 33**  
 Coramba, N.S.W., 2466 AUSTRALIA

Also LEDs—1000 for A\$95 (about £60) Export price seamail.

Guaranteed superior quality wide angle view well diffused 5mm red. Air sample 50p in stamps or equal.

Any taxes leviable in buyers country buyers responsibility.



WW—081 FOR FURTHER DETAILS

# THINK OF A SHAPE



S 500D — dual channel  
up to 500W/RMS per  
channel DC-20 KHZ

## Whatever it is, the **HH** 'S' range of power amplifiers will handle it

The **HH** 'S' range is designed to handle heavy industrial usage in the fields of vibrator driving, variable frequency power supplies and servo motor systems.

### S 500D

Dual Channel  
19" rack mount 3½" high  
500w r.m.s. into 2.5 ohms per channel  
900w r.m.s. in bridge mode  
DC-20 KHZ at full power  
0.005% harmonic distortion (typical) at  
300w r.m.s. into 4 ohms at 1 KHZ  
3KW dissipation from in-built force cooled  
dissipators

### S 250D

Single Channel  
19" rack mount 3½" high  
500w r.m.s. into 2.5 ohms  
Retro-convertible to dual channel  
DC-20 KHZ at full power  
Full short and open circuit protection  
Drives totally reactive loads with no  
adverse effects

A complete range of matching transformers and peripheral equipment for closed loop, constant current and voltage use are available.

Alternative input and output termination to order. Rack case for bench use built to specifications. For complete data write or call.

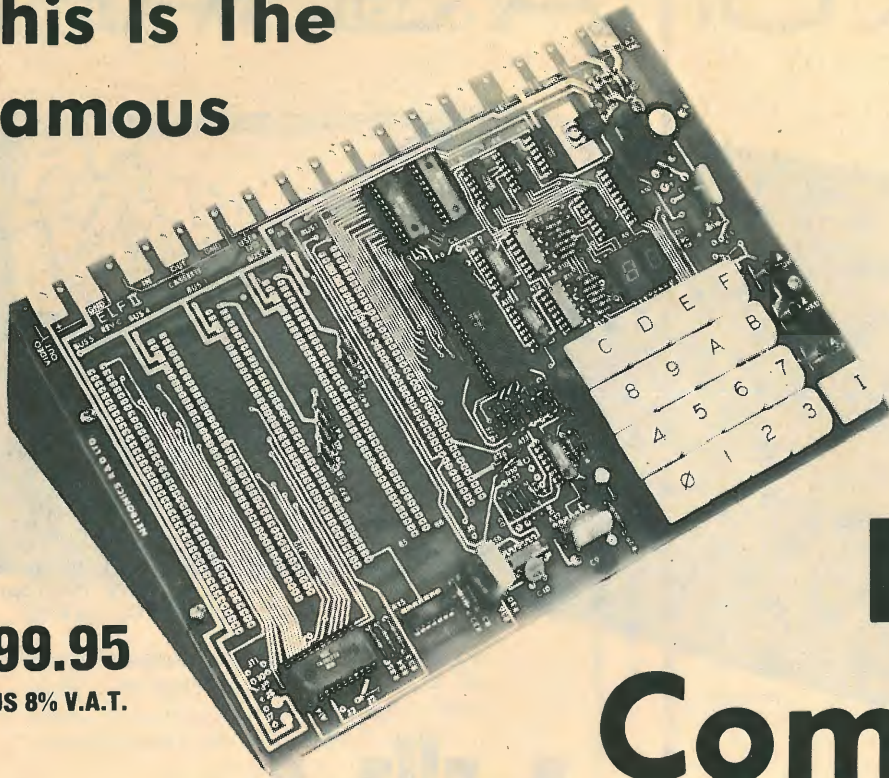


## Kirkham Electronics

MILL HALL, MILL LANE, PULHAM MARKET, DISS, NORFOLK IP21 4XL  
DIVISION OF K.R.S. LIMITED  
TELEPHONE (037 976) 639/594

FRANCHISED COMMERCIAL AND INDUSTRIAL AGENTS FOR **HH** ELECTRONIC  
WW-047 FOR FURTHER DETAILS

# This Is The Famous



**£99.95**  
PLUS 8% V.A.T.

## SPECIFICATIONS

The £99.95 ELF II computer features an RCA COSMAC COS/MOS 1802 8-bit microprocessor addressable to 64K bytes with DMA, interrupt, 16 registers, ALU, 256 byte RAM expandable to 64K bytes, professional hex keyboard fully decoded so there's no need to waste memory with keyboard scanning circuits, built-in power regulator, 5 slot plug-in expansion bus (less connectors), stable crystal clock for timing purposes and a double-sided, plated-through pc board plus RCA 1861 video IC to display any segment of memory on a video monitor or TV screen along with all the logic and support circuitry you need to learn every one of the RCA 1802's capabilities

# ELF II Computer

Stop reading about computers and get your hands on one! With ELF II and our new *Short Course* by Tom Pittman, you can master computers in no time at all! ELF II demonstrates all 91 commands an RCA 1802 can execute and the *Short Course* quickly teaches you how to use each of the 1802's capabilities.

ELF II's video output lets you display an alphanumeric readout or graphics on any TV screen or video monitor and enjoy the latest video games. But that's not all. Once you've mastered computer fundamentals, ELF II can give you POWER with add-ons that are among the most advanced found anywhere. American IEEE chapters plus hundreds of universities and major corporations have chosen the ELF II to introduce their students and personnel to microprocessor computing!

### Learn The Skill That May Soon Be Far More Important Than Your College Degree!

The ability to use the computer may soon be more important to your earning power than a college degree. Without a knowledge of computers, you are always at the mercy of others when it comes to solving highly complex business, engineering, industrial and scientific problems. People who understand computers can command MONEY and to get in on the action, you must learn computers. Otherwise you'll be left behind.

### ELF II Is The F-A-S-T Way to Learn Computer Fundamentals!

Regardless of how minimal your computer background is now, you can learn to programme a computer in almost no time at all. That's because Netronics has developed a special *Short Course on Microprocessor And Computer Programming* in non-technical language that leads you through every one of the RCA COSMAC 1802's capabilities so you'll understand everything ELF II can do... and how to get ELF II to do it!

All 91 commands that an 1802 can execute are explained to you step-by-step. The text, written for Netronics by Tom Pittman, is a tremendous advance over every other programming book in print.

Keyed specifically to the ELF II, it's loaded with "hands on" illustrations. When you're finished, ELF II and the 1802 will no longer hold any mystery for you.

In fact, not only will you be able to use a personal computer creatively, you'll also be able to *understand* computing articles in the technical press. If you work with large computers, ELF II and our *Short Course* will help you to understand what makes them tick.

### A Dynamite Package For Just £99.95 Plus 8% V.A.T.!

With ELF II, you learn to use machine language — the fundamental language of all computers. Higher level languages such as FORTRAN and BASIC must be translated into machine language before a computer can understand them. With ELF II you build a solid foundation in computers so you'll really know what you're doing, no matter how complicated things get.

Video output also makes ELF II unique among computers selling such a low price. Attached to your TV set, ELF II becomes a fabulous home entertainment centre. It's capable of providing endless hours of fun for both adults and children all ages! ELF II can create graphics, alphanumeric displays and fantastic video games.

Only a low cost RF modulator is required to connect ELF II to your TV's aerial socket! (To order see below.)

ELF II's 5-card expansion bus (connectors not included) allows you to expand ELF II as your needs for power grows. If you're an engineer, or hobbyist, you can also use ELF II as a counter, alarm, lock, thermostat, timer, or for countless other applications.

### ELF II Explodes into A Giant!

Thanks to ongoing work by RCA and Netronics, ELF II add-ons are among the most advanced anywhere. Plug in the **GIANT BOARD** and you can record and play back programmes, edit and debug programmes, communicate with remote devices and make things happen in the outside world. Add **Kluge Board** to get ELF II to solve special problems such as operating a more complex alarm system or controlling a printing press. Add **4k RAM** board and you can write longer programmes, store more information and solve more sophisticated problems.

Expanded, ELF II is perfect for engineering, business, industrial, scientific and personal finance and tax applications. No other small computer anywhere near ELF II's low price is backed by such an extensive research and development programme.

The **ELF-BUG Monitor** is an extremely recent breakthrough that lets you debug programmes with lightning speed because the key to debugging is to know what's inside the registers of the microprocessor and, instead of single stepping through your programme, the ELF-BUG Monitor, utilising break points, lets you display the entire contents of the registers on your TV screen at any point in your programme. You find out immediately what's going on and can make any necessary changes. Programming is further simplified by displaying 24 bytes of RAM with full address, blinking cursor and auto scrolling. A must for serious programmers!

Netronics will soon be introducing the ELF II **Colour Graphics & Music System** — more breakthroughs that ELF II owners will be the first to enjoy!

### Now BASIC Makes Programming ELF II Even Easier!

Like all computers, ELF II understands only "machine language" — the language computers use to talk to each other. But, to make life easier for you, we've developed an **ELF II Tiny BASIC**. It talks to ELF II in machine language for you so that you can programme ELF II with simple words that can be typed out on a keyboard such as PRINT, RUN and LOAD.

### "Ask Not What Your Computer Can Do... But What Can It Do For YOU!"

Don't be trapped into buying a dinosaur simply because you can afford it and it's big. ELF II is more useful and more fun than "big name" computers that cost a lot more money.

With ELF II, you learn to write and run your own programmes. You're never reduced to being a mere keypunch operator, working blindly with someone else's predeveloped software.

No matter what your speciality is, owning a computer which you really know how to use is sure to make you a leader. ELF II is the fastest way there is to get into computers. Order from the coupon below!

**H. L. AUDIO, 9b GARMAN ROAD, LONDON N17 0UR**

**SEND TODAY**

### NOW AVAILABLE FOR ELF II —

- Tom Pittman's *Short Course On Microprocessor & Computer Programming* teaches you just about everything there is to know about ELF II or any RCA 1802 computer. Written in non-technical language, it's a learning breakthrough for engineers and laymen alike. **£5.00\*** post paid!
- Deluxe metal cabinet with plexiglas dust cover for ELF II. **£29.95\*** plus £1.50 p&p.
- RF Modulator for use with TV set. **£3.00\*** post paid.
- GIANT BOARD** kit with cassette I/O, 232-C/TTY I/O, 8-bit P. I/O decoders for 14 separate I/O instructions and a system monitor/editor. **£39.95\*** plus £1.00 p&p.
- Kluge (Prototype) Board** accepts up to 36 IC's. **£17.00** plus 50p. p&p.
- 4k Static RAM** kit. Addressable to any 4k page to 64k. **£89.95\*** plus 50p. p&p.
- Gold plated 86-pin connectors (one required for each plug-in board). **£5.70\*** post paid.
- Professional ASCII Keyboard kit with 128 ASCII upper/lower case set, 96 printable characters, on board regulator, parity, logic selection and choice of 4 handshaking signals to mate with almost any computer. **£84.95\*** post paid.
- Deluxe metal cabinet for ASCII Keyboard. **£19.95\*** plus £1.50 p&p.
- ELF II **Tiny BASIC** on cassette tape. Commands include SAVE, LOAD, + x, 0, 26 variables A-Z, LET IF/THEN, INPUT PRINT, GO TO, GO SUB, RETURN, END, REM, CLEAR, LIST, RUN PLOT, PEEK, POLE. Comes fully documented and includes alphanumeric generator required to display

alphanumeric characters directly on your TV screen without additional hardware. Also plays tick-tack-toe plus a drawing game that uses ELF II's hex keyboard as a joystick, 4k memory required. **£14.95\*** post paid.

Tom Pittman's *Short Course on Tiny BASIC* for ELF II. **£5.00\*** post paid.

Expansion Power Supply (required when adding 4k RAM). **£19.95\*** plus £2.00 p&p.

ELF-BUG Deluxe System Monitor on cassette tape. Allows displaying the contents of all registers on your TV at any point in your programme. Also displays 24 bytes of memory with full addresses, blinking cursor and auto scrolling. A must for the serious programmer! **£14.95\*** post paid.

**Coming Soon:** A-D D-A Converter, Light Pen, Controller Board, Colour Graphics & Music System... and more!

### Call or write for wired prices!

**H.L. AUDIO LTD., Dept. W.W.**  
138 Kingsland Road, London E8 8BY  
Tel: 01-739 1582  
Sole European Distributors for Netronics R & D Ltd., U.S.A.

Yes! I want to run programmes at home and have enclosed:  **£109.56** including postage and V.A.T. for **RCA COSMAC ELF II kit**,  **£5.94** including postage and V.A.T. for power supply (required),  **£5.95** for RCA 1802 User's Manual,  **£5.95** including postage and V.A.T. for *Short Course on Microprocessor Computer Programming*.

I want mine wired and tested with power supply. **RCA 1802 User's Manual and Short Course included for just £164.10** including postage and V.A.T.

I am also enclosing payment (including postage and V.A.T.) for the items checked at the left.

Total Enclosed £ .....

USE YOUR  ACCESS  BARCLAYCARD

Account No .....

Signature .....

Exp. Date .....

**PHONE ORDERS ACCEPTED 01-739 1582**


Print Name .....

Address .....

DEALER INQUIRIES INVITED

WW-037 FOR FURTHER DETAILS





## PRE-AMPLIFIER CP-P1

Shown here mounted with its associated components (and the CP-TM1 Peak Programme Monitor) on the CP-MPC1 interconnection board; the CP-P1 is a complete stereo pre-amplifier and tone control module. Performance features >70 db S/N ratio and >30 db overload margin (both ref. 3 mV) and distortion of 0.02%. The internal R.I.A.A. feedback compensation around the low-level pre-amp may be replaced with external networks and the tone control circuits can be programmed to give different turnover frequencies if required (including separate bass and treble 'defeat' facilities).

**CP-P1 £14.96** incl. (U.K.)

**Also Available:** Power Amplifiers, Filters, Stereo Image Width Control, Compressor/Expander, Active Crossovers, Power Supplies plus all pots, switches, etc.

# MAGNUM AUDIO Ltd.

DEPT W3, 13 HAZELBURY CRESCENT  
LUTON, BEDS. LU1 1DF  
TEL: 0582 28887

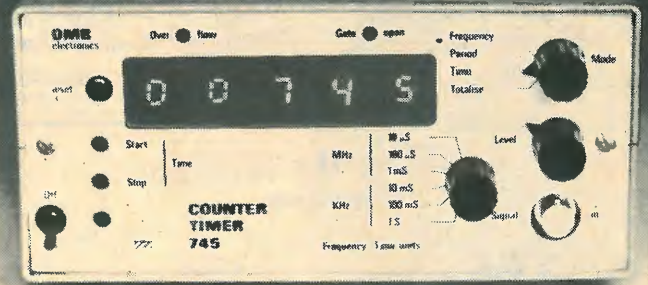
SEND LARGE S.A.E. FOR DETAILS

## 745 COUNTER TIMER

### DC-32 MHz

### FREQUENCY, PERIOD, TIME & TOTALISE

± 5ppm STABILITY @ 25°C



**745 COUNTER TIMER £97 + £2.50 P&P**

**WW 067**

Other products include:

- 643 Function Generator £105
- 643A Function Generator £89
- 631 Filter Oscillator £112
- 746 Autorange Frequency Meter £75
- 615 Off Air Standard £81
- 35 Series Digital Panel Meters from £26

- WW 061
- WW 062
- WW 063
- WW 064
- WW 065
- WW 066

Delivery is normally ex-stock — telephone for confirmation  
Prices correct at time of going to press, subject to change without notice

**OMB electronics, Riverside, Eynsford, Kent. Tel: 0322 863567**

## the indispensable BIRD43



**THRULINE® WATTMETER**  
0.45-2300 MHz / 0.1-10,000 watts

The Standard of the Industry  
What more need we say...

Exclusive UK representative

**aspen electronics limited**

2 KILDARE CLOSE, EASTCOTE, MIDDX. HA4 9UR  
TELEPHONE: 01-868 1188 — TELEX 8812727

WW-041 FOR FURTHER DETAILS

## ASTRA-PAK


92 GODSTONE ROAD  
WHYTELEAF SURREY CR3 0EB

All prices include V.A.T. Add 25p for P&P (Extra for overseas). Discounts over £10 less 5%, over £20 less 5%, over £20 less 10%, over £50 less 15%, over £100 less 20%. Send SAE for complete list of components.

7400	0.12	7495	0.54	74190	1.05	74LS113	0.36	4007	0.16	4085	0.72
7401	0.12	7496	0.60	74191	0.99	74LS114	0.36	4008	0.82	4086	0.76
7402	0.12	7497	2.38	74192	0.99	74LS123	0.82	4009	0.45	4089	1.85
7403	0.12	74100	0.86	74193	1.05	74LS124	2.45	4010	0.48	4093	0.85
7404	0.13	74104	0.40	74194	0.90	74LS125	0.44	4011	0.15	4094	1.80
7405	0.13	74105	0.40	74195	0.84	74LS126	0.44	4012	0.16	4095	1.10
7406	0.28	74107	0.28	74196	0.90	74LS132	0.69	4013	0.42	4096	1.10
7407	0.28	74108	0.45	74197	0.90	74LS136	0.40	4014	0.80	4097	3.50
7408	0.14	74110	0.70	74198	1.48	74LS138	0.53	4015	0.77	4098	1.12
7409	0.14	74111	0.70	74199	1.48	74LS139	0.53	4016	0.42	4099	1.90
7410	0.13	74116	1.60	74221	1.50	74LS151	1.05	4017	0.77	4404	1.00
7411	0.18	74118	0.82	74273	2.15	74LS153	0.50	4018	0.87	4412	0.30
7412	0.21	74119	1.30	74279	1.25	74LS154	1.20	4019	0.42	4428	0.80
7413	0.25	74120	0.82	74283	1.70	74LS155	0.86	4020	0.82	4445	1.50
7414	0.54	74121	0.25	74284	6.85	74LS156	0.86	4021	0.82	4449	0.30
7415	0.23	74122	0.40	74293	1.35	74LS157	0.47	4022	0.82	4501	0.17
7417	0.27	74123	0.53	74298	1.82	74LS158	0.53	4023	0.15	4502	0.88
7420	0.13	74125	0.44	74390	1.92	74LS160	1.22	4024	0.66	4507	0.50
7421	0.28	74126	0.45	74393	2.12	74LS161	0.89	4025	0.15	4508	2.25
7422	0.17	74128	0.82	74LS00	0.18	74LS162	1.22	4026	1.28	4510	1.05
7423	0.25	74132	0.85	74LS01	0.19	74LS163	0.95	4027	0.50	4511	0.98
7425	0.20	74135	0.68	74LS02	0.19	74LS164	1.20	4028	0.67	4512	0.92
7426	0.25	74136	0.75	74LS03	0.19	74LS168	2.00	4029	0.86	4514	2.85
7427	0.25	74137	0.94	74LS04	0.20	74LS169	2.00	4030	0.48	4515	2.80
7428	0.34	74141	0.58	74LS05	0.20	74LS170	1.76	4031	2.34	4516	1.02
7430	0.13	74142	0.98	74LS08	0.19	74LS173	1.05	4033	1.25	4518	0.99
7432	0.26	74143	2.00	74LS09	0.19	74LS174	1.12	4034	2.00	4519	0.50
7433	0.32	74144	2.00	74LS10	0.19	74LS175	1.05	4035	1.00	4520	1.05
7437	0.24	74145	0.64	74LS11	0.19	74LS189	2.85	4036	2.40	4521	2.00
7438	0.24	74147	1.30	74LS12	0.19	74LS190	0.81	4037	0.99	4522	1.35
7440	0.13	74148	1.18	74LS13	0.48	74LS191	0.81	4038	1.00	4527	1.60
7441	0.52	74150	0.99	74LS14	1.10	74LS192	1.80	4039	2.80	4528	0.92
7442	0.55	74151	0.80	74LS15	0.19	74LS193	1.80	4040	0.88	4529	1.10
7443	0.90	74153	0.60	74LS20	0.19	74LS195	1.12	4041	0.77	4536	3.56
7444	0.90	74154	1.05	74LS21	0.19	74LS196	1.20	4042	0.72	4553	4.20
7445	0.70	74155	0.83	74LS22	0.19	74LS197	1.20	4043	0.82	4555	0.85
7446	0.70	74156	0.83	74LS26	0.24	74LS221	1.12	4044	0.82	4556	0.85
7447A	0.84	74157	0.83	74LS27	0.40	74LS247	0.97	4045	1.40	4558	1.25
7448	0.60	74159	1.70	74LS30	0.19	74LS248	0.97	4046	1.30	4566	1.40
7450	0.13	74160	0.80	74LS32	0.25	74LS249	0.97	4047	0.96	4583	0.75
7451	0.13	74161	0.80	74LS37	0.27	74LS251	1.00	4048	0.80	4585	1.03
7453	0.13	74162	0.80	74LS38	0.27	74LS253	1.05	4049	0.42		
7454	0.13	74163	0.80	74LS40	0.19	74LS257	1.05	4050	0.42		
7460	0.13	74164	0.89	74LS42	0.53	74LS258	0.95	4051	0.84		
7470	0.28	74165	0.89	74LS47	0.97	74LS266	0.39	4052	0.84		
7472	0.22	75166	0.99	74LS48	0.97	74LS273	2.50	4053	0.84		
7473	0.26	74167	2.70	74LS49	0.97	74LS279	0.50	4054	1.10		
7474	0.26	74170	1.68	74LS51	0.19	74LS283	1.00	4055	1.00		
7475	0.30	74172	4.00	74LS54	0.19	74LS289	2.85	4080	0.98		
7476	0.26	74173	1.18	74LS55	0.20	74LS293	0.90	4086	0.48		
7480	0.45	74174	0.89	74LS73	0.30	74LS298	1.60	4087	3.50		
7481	0.90	74175	0.68	74LS74	0.34	74LS352	0.82	4088	0.24		
7482	0.80	74176	0.88	74LS75	0.45	74LS353	1.05	4089	0.17		
7483	0.72	74177	0.88	74LS76	0.32	74LS365	0.50	4070	0.17		
7484	0.90	74178	1.20	74LS78	0.32	74LS366	0.50	4071	0.17		
7485	0.88	74179	1.10	74LS80	0.32	74LS368	0.50	4072	0.17		
7486	0.26	74180	0.90	74LS85	0.90	74LS368	0.50	4073	0.17		
7489	2.00	74181	1.92	74LS86	0.35	74LS386	0.37	4075	0.17		
7490	0.35	74182	0.75	74LS93	0.95	74LS670	2.00	4076	1.05		
7491	0.65	74184	1.20	74LS97	0.36	4000	0.14	4077	0.46		
7492	0.44	74185A	1.20	74LS99	1.10	4001	0.15	4078	0.22		
7493	0.40	74186	7.20	74LS109	0.36	4002	0.16	4051	0.17		
7494	0.80	74188	2.70	74LS112	0.38	4006	0.92	4082	0.20		

WW-039 FOR FURTHER DETAILS

Top: The Signalmaster Mk8 Lower: The Audiomaster amplifier



Larsholt Electronics

Price inc VAT : Signalmaster £97.35  
Audiomaster £88.80: the pair £165

# Matched Pair

The *Audiomaster* 25+25W rms amplifier, and the matching *Signalmaster Mk.8* FM tuner, are fine examples of Larsholt's long experience in producing electronic kits that are neither insulting to the most experienced constructor, nor are they baffling to the beginner. We unhesitatingly recommend them on the grounds of style and performance.

ex-stock from: **carriage £3**  
**Ambit international,**  
2 Gresham Road, Brentwood,  
Essex. telephone (0277)216029

WW-078 FOR FURTHER DETAILS

## MHz electronics

2111 WEST CAMELBACK SUITE B PHOENIX, ARIZONA USA (602) 242-3037

R F Transistors

Type	Price	Type	Price	Type	Price
2N1561	\$15.00	2N5637	\$20.70	HEPS3006	\$19.90
2N1562	15.00	2N5641	4.60	HEPS3007	24.95
2N1692	15.00	2N5643	20.70	HEPS3010	11.34
2N1693	15.00	2N5764	27.00	HEPS5026	2.56
2N2857JAN	2.45	2N5862	50.00	MMCM918	1.00
2N2876	12.35	2N5913	3.25	MMI72	.61
2N2880	25.00	2N5922	10.00	MMI74	.94
2N2927	7.00	2N5942	49.50	MMI2857	1.43
2N2947	17.25	2N5943	1.75	MMI3960A	6.25
2N2948	15.50	2N5944	7.50	PT4186B	3.00
2N2949	3.90	2N5945	10.90	PT4571A	1.50
2N2950	5.00	2N5946	13.20	PT8659	10.72
2N3287	4.30	2N6080	5.45	PT9784	24.30
2N3300	1.05	2N6081	8.60	PT9790	41.70
2N3302	1.05	2N6082	9.90	PT9847	26.40
2N3307	10.50	2N6083	11.80	JO4030	15.60
2N3309	3.90	2N6084	13.20	40281	40.90
2N3375	7.00	2N6094	5.75	40282	11.90
2N3553	1.80	2N6095	10.35	40290	2.48
2N3818	6.00	2N6096	19.35	TA7994	50.00
2N3824	3.20	2N6097	28.00		
2N3866	1.09	2N6136	18.70	FET,s	
2N3866JAN	4.14	2N6166	36.80	40673	1.39 or 10/10.00
2N3866JANTX	4.85	2N6439	43.45	3N128	1.35 or 10/10.00
2N3924	4.00	MM1500	32.20	2N5248	.60 or 10/ 4.50
2N3925	6.00	MM1550	10.00	MPP102	.45 or 10/ 3.50
2N3927	11.50	MM1552	50.00	MEM631	.63 or 10/ 5.30
2N3950	26.25	MM1553	56.50		
2N3961	6.60	MM1601	5.50	TERMS :	
2N4072	1.70	MM1602	7.50	ALL CHECKS and MONEY ORDERS ARE	
2N4073	2.00	MM1607	8.65	IN US FUNDS !!!	
2N4135	2.00	MM1620	17.50	ALL ORDERS SENT AIRMAIL DAY	
2N4427	1.24	MM1661	15.00	Pleasea Include \$2.50 Minimum for	
2N4430	20.00	MM1669	17.50	postage.	
2N4440	8.60	MM1943	3.00	ALL PRICES IN US DOLLARS.	
2N4957	6.30	MM2605	3.00	ALL PARTS PRIME/CUARANTEED.	
2N4958	4.35	MM2608	5.00	BANK AMERICARD/VISA/MASTERCARGE	
2N4959	2.12	MM8002	2.05	Your Number;	
2N4976	19.00	MM8006	2.12	Exp. Date	
2N5070	13.80	MR245	31.05	Your Signature	
2N5090	6.90	MR2504	43.45		
2N5108	3.90	MR2501	.49	IC,s	
2N5109	1.55	MR2504	6.95	MC1500	1.50
2N5160	3.34	MR2509	4.90	MC1590C	6.50
2N5177	20.00	MR2511	8.60	MC4024P	3.27
2N5179	.68	MR2646	20.70	TMS4024	10.00
2N5184	2.00	MR25177	20.70		
2N5216	47.50	MR28004	1.90		
2N5589	4.60	HEP76/S3014	4.95		
2N5590	6.30	HEPS3002	11.30		
2N5591	10.35	HEPS3003	29.88		
		HEPS3005	9.55		

MHZ Electronics Kits :

Kit # 1  
Motorola MC14410CP CMOS Tone Genetator.  
CMOS Tone Generator uses 1 MHz crystal to produce standard dual frequency dialing signal.  
Directly compatible with 12 key Chomeric Touch Tone Pads. Kit includes the following: :  
1 Motorola MC14410CP Chip  
1 1 MHz Crystal  
1 PC Board  
And all other parts for assembly. **NOW ONLY \$15.70**

Kit # 2  
Fairchild 95H90DC Prescaler 350MHZ.  
95H90DC Prescaler divides by 10 to 350 MHZ. This kit will take any 35MHZ Counter to 350  
MHZ. Kit includes the following: :  
1 Fairchild 95H90DC Chip  
1 2N5179 Transistor  
2 UG-88/U BNC Connectors  
1 PC Board  
And all other parts for assembly. **Now Only \$19.95**


Kit # 3  
Fairchild 11C90DC Prescaler 650MHZ.  
11C90DC Prescaler divides by 10/100 to 650 MHZ. This counter will take any 65 MHZ Counter to  
650MHZ. or with a 82S90 it will take a 6.5 MHZ Counter to 650MHZ. Kit includes the  
following: :  
1 Fairchild 11C90DC Chip  
1 2N5179 Transistor  
2 UG-88/U BNC Connectors  
1 LM/MC7805 Voltage Regulator  
1 50volt Lamp Bridge  
1 LED Indicator  
1 PC Board  
And all other parts for assembly. **Now Only \$29.95**

FAIRCHILD VHF and UHF Prescaler Chips

95H90DC	350MHZ Prescaler Divide by 10/11	\$ 8.95
95H91DC	350MHZ Prescaler Divide By 5/6	8.95
11C90DC	650MHZ Prescaler Divide By 10/11	15.95
11C91DC	650MHZ Prescaler Divide By 5/6	15.95
11C83DC	1GHZ Divide by 248/256 Prescaler	29.90
11C70DC	600MHZ Flip/Flop with reset	12.30
11C58DC	ECL VCM	4.53
11C44DC	Phase Frequency Detector (MC4044P/L)	3.82
11C24DC	Dual TTL VCM (MC4024P/L)	3.82
11C06DC	UHF Prescaler 750MHZ D Type Flip/Flop	12.30
11C05DC	1GHZ Counter Divide by 4	74.35
11C01FC	High Speed Dual 5-4 Input NO/NOR Gate	15.40

Crystal Filters. Tyco 001-19880 same as 2194F  
10.7MHZ Narrow Band Crystal Filter  
3 db bandwidth 15khz minimum 20 db bandwidth 60khz minimum 40 db bandwidth 150khz minimum  
Ultimate 50 db : Insertion loss 1.0db Max. Ripple 1.0db Max. Cr. Ct. - 5pf. Rt. 3600 Ohms.  
Now Only \$ 5.95

WW-052 FOR FURTHER DETAILS



## JES AUDIO INSTRUMENTATION

Illustrated the Si453 Audio Oscillator  
**SPECIAL FEATURES:**

- ★ very low distortion content—less than 0.03%
- ★ an output conforming to RIAA recording characteristic
- ★ battery operation for no ripple or hum loop
- ★ square wave output of fast rise time

**£70.00**

also available

**Si451 Millivoltmeter**

- ★ 20 ranges also with variable control permitting easy reading of relative frequency response

**£70.00**

**Si452 Distortion Measuring Unit**

- ★ low cost distortion measurement down to 0.01% with comprehensive facilities including L.F. cut switch, etc.

**£56.00**

**ALL PRICES PLUS VAT**

J. E. SUGDEN & CO. LTD., CARR STREET, CLECKHEATON, W. YORKS. BD19 5LA.

Tel. 0274-872501

WW-008 FOR FURTHER DETAILS

THE LATEST

# BARGAINS


## TEST EQUIPMENT

Carston Electronics Ltd

Issue No14

MANUFACTURER	TYPE No.	DESCRIPTION	PRICE £
<b>Pressure &amp; Displacement Transducers</b>			
Schaevitz	P700	Pressure sensor. Gas & liquid pressures. Ranges $\pm 100$ to 3000 PSI.	30.00
Electro Mechanisms	LVDT	DC linear variable. Differential transformer. Displacement ranges $\pm 2.00 \pm 5.00 \pm 0.050$ inches.	25.00
<b>Recorders &amp; Signal Conditioning Equipment</b>			
Brush	260	Six channel. 80Hz response. Ink writing. 10mV - 10V sensitivity. Portable style.	2400.00
Hewlett Packard	7035B	8½" x 11". 0.4mV - 4V/cm.	500.00
	17108A	Time base for 7035B. 0.2 - 20s/cm.	70.00
	17502A	Plug-in for 7100 series recorder temperature module for $t^{\circ}$ couples type J. K. R. S. T.	75.00
Metrawatt	RA6	6 channel U.V. Recorder with conditioning amplifiers. 1mV - 100V input. 700Hz B. W. 1 - 30 x 10 <sup>3</sup> $\mu$ strain. 120 - 350 $\Omega$ .	850.00
SE Labs	3006DLT	12 channels. 1250mm/sec - 25mm/min. 6" chart. U.V. Recorder.	450.00
	A100	Galvo 60Hz. 3.7 $\mu$ A/cm.	30.00
	A2500	Galvo 1600Hz. 2.5mA/cm.	30.00
	B420	Galvo 300Hz. 50 $\mu$ A/cm.	30.00
	B450	Galvo 300Hz. 50 $\mu$ A/cm.	30.00
SE Labs	8/4	8 track tape recorder. 7FM 1DR ½" tape 30, 15, 1 $\frac{1}{8}$ I.P.S. DC - 10kHz FM 30Hz - 60kHz DR.	1800.00
Smiths	RE551.20	X - Y Plotter A3. 50 $\mu$ V - 500mV/cm sens on both axis. Time base fitted.	575.00
Siemens	Oscillostore	4 channel digital storage system with output to U.V. Recorder. Event marker max/min. Trigger levels. Auto trigger. (System capacity 8 channel U.V. Recorder included in price.)	5850.00

Items listed here are just a sample of the range of high quality test equipment now available from our stocks. We cover all leading manufacturers and are constantly expanding our range.



We are pleased to announce our latest sales list. This contains our greatest ever range of test equipment and offers it for sale at the best prices on the market. We are also on the look-out to buy good quality test equipment. So if you have some for sale, let us know. Make certain of getting your **FREE** copy of the sales list now.

Phone:  
**01-267 4257** or  
**Circle WW200**  
for buying or selling



**Carston  
Electronics  
Limited**

Shirley House 27 Camden Road  
London NW1 9NR Telex 23920

- \* Prices and quality no one else can match.
- \* All equipment sold calibrated to manufacturers' specification.
- \* Full inspection may be carried out at our premises.
- \* Full handbook and circuit diagrams supplied with each item.
- \* Keenest prices offered for your own surplus equipment.

# B. BAMBER ELECTRONICS

5 STATION ROAD, LITTLEPORT, CAMBS. CB6 1QE Tel: ELY (0353) 860185 (Tuesday to Saturday)

TERMS: CASH WITH ORDER ONLY — PLEASE ADD VAT AS SHOWN. POST PAID (UK ONLY) MINIMUM ORDER £5.00

## TEST EQUIPMENT

All items below are sold subject to buyers inspection and collection. All working, but may require calibration.

**PHILIPS COLOUR MONITOR** Type LDH2200/00, 625 line, PAL, unused, but shop-soiled. **£200.00.**

**R/S POLYSCOP** Type SWOB 2, 500kHz-1200MHz, complete. **£500.00.**

**EX-TECH CENTRIFUGE**, Type 3475/IEC HN-S, 230V AC, shopsoiled, unused, with accessories, (list price approx. £500) **£275.00.**

**ISOLATED POWER SUPPLY**, 240V AC input, Variac output 0-260V AC at 2A, cabinet model, with voltage and current meters, **£50.00.**

**MARCONI SIGNAL GENERATOR** (UHF) TF1060, 450-1200 MHz, **£125.00.**

**R/S GROUP DELAY MEASURING EQUIPMENT INDICATOR**, BN17950, with manual, mint condition, unused, **£120.00.**

**FEEDBACK LTD. PHASORSCOPE TMS 280**, Direct measurements of the phase and amplitude characteristics of passive and active networks from 30Hz to 10MHz. With manual **£220.00.**

**TELONIC INSTRUMENTS, SWEEP GENERATOR 2003**, with following plug-ins, Sweep unit 3301 (.1-130MHz), Fixed marker unit 3331, RF out attenuator 3341 (0-20dB), Input/output unit 8032, Modulator 3360A, Display processor 3370, with manuals. (Cost over £1000) **£470.00.**

Following items reduced to clear

**R/S TV DEMODULATOR** AMF BN46425 **£10.00**

**R/S VIDEO NOISE METER** UPSF BN120311/2 **£10.00**

**R/S DISTORTION METER** VZM-1 BN160 **£10.00**

**MARCONI NOISE GENERATOR** TF1237 **£10.00**

ALL TEST EQUIPMENT +8% VAT

## SPECIAL OFFER TO VDU BUILDERS

**VDU POWER SUPPLIES**, Size approx. 14" x 7" x 4". Mains input, Outputs +550V, +12V, -12V, +28V, -28V, +65V, +5V, +38V, -115V, +15kV, untested, but complete with circuits, ex-equipment. REDUCED TO CLEAR, **ONLY £8.00 each** + 8% VAT.

## SPECIAL OFFER FOR COMPUTER BUILDERS, ETC.

**19 WAY RIBBON CABLE**, DECIMAL CODED, 4 Metres for **£1.25** + 8% VAT

**13 WAY HEAVY-DUTY RIBBON CABLE**, DECIMAL CODED, (ideal for PSU runs) 3 Metres for **£1.50.** + 8% VAT

## SPECIAL OFFER . . .

**STAINLESS STEEL GENTS WATCHSTRAPS**, HIGH QUALITY, IN PLAIN OR BLACK **50p EACH**. BASS SPRING BARS TO FIT **10p EACH**. All + 8% VAT

## TRADE LIST OF SEMICONDUCTORS

CASH WITH ORDER ONLY. MINIMUM QUANTITY. 100 of any one type (or total Qty. shown). All branded devices, full spec. Mullard, RCA etc. All + 8% VAT. POST PAID (UK ONLY)

Type	Qty.	Price each	Type	Qty.	Price each
AAY32	11819	4p	IN5399	1106	20p
BA154	15452	3p	IS85	220	3p
BA157	410	3p	2N697	148	8p
BC108	1871	5p	2N304	600	20p
BC108B	2474	6p	2N3703	233	5p
BC207B	678	6p	2N3704	14238	5p
BC212	528	6p	2N3705	719	5p
BC327	40	9p	2N4062	2050	10p
BCX32	1043	8p	2S745A	690	4p
BCY70	1068	7p	2SB422	240	15p
BCY72	8868	8p	2SC856	85	15p
BDY92	46	75p	3N128	40	40p
BF152	3000	8p	12FRS	43	10p
BF257	2598	12p	27112(SGS)	179	8p
BFX29	255	10p	27348(SGS)	170	8p
BFX37	2950	10p	40613	1375	20p
BFX85	210	8p	MA60	122	10p
BFX88	760	8p	MC836	248	10p
BRX46	368	10p	MC846	430	10p
BSV68	54	14p	MC862	228	10p
BU108	187	£1-00	MC946	42	10p
BY206	1332	6p	MEU21	379	5p
BYX36-300	120	12p	MP3731	232	80p
BZY88C8V2	295	3p	TAA661B	423	70p
BZY88C10	3300	3p	TBA625BX5	226	50p
BZY88C18	409	3p	TBA820	872	50p
BZY88C20	2400	3p	TCA270B	75	£1-00
C454	170	12p	TIC45	991	12p
C460	668	12p	TMA60	650	20p
C535	90	12p	SKH36/08C	21	£1-00
EXP406	64	10p	U17830	129	6p
F314-9018	980	10p	U1837E	1375	6p
F702HC	1375	10p	U26949	1940	6p
F9109	65	10p	VB14	100	8p
ITT-3157	3264	3p	ZW6.8	240	5p
1FM(RECT)	285	3p	7405	63	8p
1M150ZS10	200	3p	7410	370	8p
IN34A	1000	3p	7412	532	8p
IN914	875	2p	7441	79	15p
IN4148	1220	2p	7490	289	20p
IN5392	1355	6p	75492A	136	20p
IN5394	4172	7p	2N930	125	11p

ALL ITEMS OFFERED SUBJECT TO AVAILABILITY. PLEASE RING & REVERSE BEFORE SENDING ORDER.

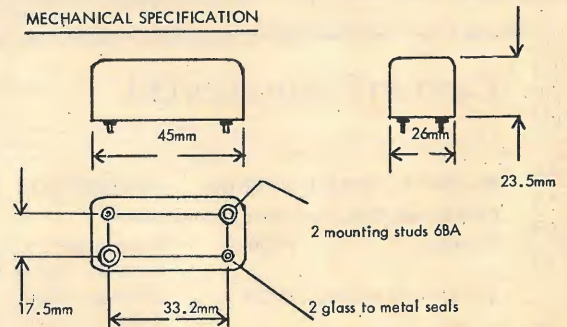
## SPECIAL OFFER SSB XTAL FILTER

**£10.00 EACH + 8% VAT.**

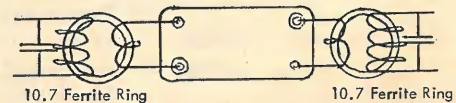
### ELECTRICAL SPECIFICATION

Centre Frequency	10.7 MHz
Carrier Frequency	10.70165 MHz or 10.69835 MHz
6dB Bandwidth	≥ 2.4 KHz (± 1.2 KHz)
Pass Band Ripple	≤ 2.0 dB
Insertion Loss	≤ 7.0 dB
Terminating Impedance	220 ohm in parallel with 25pF
Attenuation (Limit Points)	≥ 15dB 1650 Hz
	≥ 45dB 2400 Hz
Ultimate Rejection	> 40dB
Operating Temperature Range	-20°C to +70°C

### MECHANICAL SPECIFICATION



### SUGGESTED CIRCUITRY



## PYE WESTMINSTER PCBs ALL BRAND NEW (EX-PYE TELECOM)

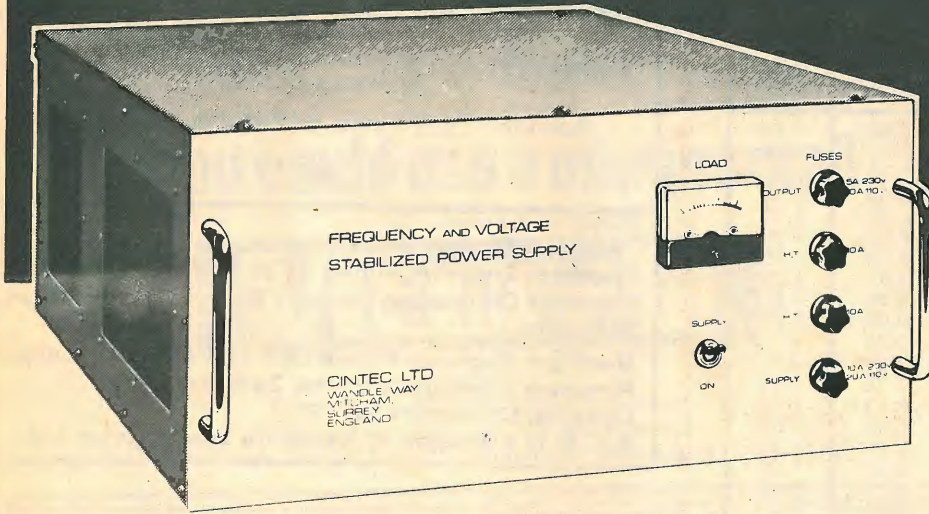
Please use order code

<b>TX AUDIO PCB AT26838</b>	Order code WS0	<b>£8.00</b>
<b>MULTI-CHANNEL OSC. PCB FOR AM &amp; FM</b>		
AT26812/8 10 Channel Low band	Order code WS1	<b>£10.00</b>
AT26811/10 & /2 6 channel High band	Order code WS2	<b>£7.00</b>
<b>RX MULTIPLIER PCB FOR AM &amp; FM</b>		
AT26808 Low band /24	Order code WS3	<b>£7.00</b>
AT26808/23 30MHz band	Order code WS4	<b>£5.00</b>
<b>FM TX MOD DRIVER PCB</b>		
AT26826/68 B band (will tune High band)	Order code WS5	<b>£15.00</b>
<b>PA BOARDS WITH ALL TRANSISTORS AND HEATSINKS</b> (screen covers not supplied)		
AT10750/15 High band FM	Order code WS6	<b>£20.00</b>
AT10784/10 P band (will tune Low band)	Order code WS7	<b>£18.00</b>
Low band pcb only, complete except for transistors and heatsink (for spares only)	Order code WS8	<b>£1.50</b>
<b>AM 10.7MHz IF PCB WITH XTAL FILTER</b>		
AT26805/10 25kHz spacing	Order code WS9	<b>£15.00</b>
AT26805/11 50kHz spacing	Order code WS10	<b>£10.00</b>
<b>AM TX MULTIPLIER/DRIVER PCB</b>		
AT26838/13 B band (will tune high band)	Order code WS11	<b>£10.00</b>
AT26838/14 Low band	Order code WS12	<b>£10.00</b>
<b>TX FILTER W15AM</b>		
AT10787/21	Order code WS13	<b>£4.00</b>
AT10787/23	Order code WS14	<b>£4.00</b>
AT10787/30	Order code WS15	<b>£4.00</b>
<b>FM SQUELCH PCB</b>		
AT26801	Order code WS16	<b>£6.00</b>
<b>RADIOTELEPHONE SPARES</b>		
6-WAY LEDEX CONTROL SWITCHES <b>50p</b>		
LT SUPPLY SWITCHES <b>35p</b>		
PYE CAMBRIDGE SPEAKER GRILLES 10 for <b>£1.00</b>		
LARGE 6-CORE CURLY LEADS <b>40p</b>		
XTAL SELECTOR ROTARY SWITCHES, 2 pole 6 way with shorting contacts <b>50p</b>		
CAMBRIDGE MIKE CASES, New. (Front & back shells only) <b>75p</b>		
INVERTER UNITS 24V DC input, 400V DC at 150mA + out (No data) <b>£4.00</b>		
BANTAM MIKE CASES, New. (Front & back shells only) <b>30p</b>		
<b>ALL ABOVE ITEMS +8% VAT.</b>		

# THE CINTEC SINUSOIDAL FREQUENCY AND VOLTAGE STABILIZER

## APPLICATIONS

- \* SOUND RECORDING
- \* VIDEORECORDING
- \* MEDICAL
- \* MARINE
- \* COMPUTERS
- \* NAVIGATIONAL SYSTEMS



- ★ 500VA OR 250VA
- ★ SOLID STATE
- ★ HIGH STABILITY
- ★ ROBUST
- ★ VERSATILITY
- ★ RELIABILITY
- ★ SINUSOIDAL

### Reliable Frequency & Voltage Stabilization

The efficient operation of sophisticated electrical and electronic equipment is, in many instances, dependent upon an electrical supply which is stable in both frequency and voltage.

In many countries and even in the United Kingdom during periods of heavy demand, the variation in the frequency and voltage is sufficient to introduce errors and the malfunction of such items as Recording equipment etc. Likewise, in certain areas, the only source of supply is from a Generator, the output of which can vary considerably when different loads are imposed. This has precluded the use of a wide range of equipment in many countries. Voltage Stabilizers are readily available but these do not stabilize the frequency of the supply which, in many instances, is essential.

### The CINTEC FREQUENCY & VOLTAGE STABILIZER provides the answer to both these problems

When the supply frequency is fluctuating wildly, between 45Hz and 65Hz and the voltage by more than 10% the output from the Stabilizer will not vary more than .01% from 50Hz or 1% in voltage, even when different loads are imposed.

Used by Government establishments, oil rigs, hospitals, police, video and electronic industry, shipbuilders etc, for a wide range of applications including video systems, medical, frequency conversion, navigational aids and sound recording systems.

The CINTEC FREQUENCY & VOLTAGE STABILIZER is also available for supplies of 100-125 volts, 45-65Hz with an alternative output of 50Hz or 60Hz at 115 volts or 230 volts and as a dual frequency model with a switchable output of 50Hz or 60Hz.

The Stabilizer may also be used as a frequency converter. For example, the supply to it can be any frequency between 45-65Hz and the output can be switched to either 50Hz or 60Hz.

## SPECIFICATION

<b>INPUT</b>	100-125 volts or 200-250 volts at 45-65Hz.
<b>OUTPUT RATING</b>	115 volts or 230 volts
<b>STABILITY</b>	Voltage $\pm$ 1% No load to full load— Frequency $\pm$ 0.01% No load to full load
<b>FREQUENCY</b>	50Hz or 60Hz. Single or dual versions
<b>WAVEFORM DISTORTION</b>	SINUSOIDAL 2%
<b>AMB TEMP</b>	-20 to +40° C
<b>DUTY</b>	Continuous
<b>DIMENSIONS</b>	432 (W) x 196 (H) x 508mm (D) (17" x 7¾" x 20")
<b>WEIGHT</b>	45 or 30Kg unpacked
<b>CONSTRUCTION</b>	Cabinet or rack mounting
<b>TERMINATION</b>	Cannon Connectors at rear of case

### 24V DC Inverter

In addition to the A.C. operated models, a 24v D.C. INVERTER Stabilizer is available which operates from a heavy duty 24 volt battery and has output ratings similar to the A.C. models. This type of Stabilizer is particularly suitable for mobile operation.



Detailed Specification and Brochure - Available Post Coupon or Telephone/Telex

Name: \_\_\_\_\_

Position: \_\_\_\_\_

Company: \_\_\_\_\_

Address: \_\_\_\_\_

WW4


# CINTEC LTD

Wandle Way, Mitcham, Surrey CR4 4NB, England. Telephone: 01-640 2241 Telex: 546177

WW-089 FOR FURTHER DETAILS

# OLSON


## MINICASES



Type	Overall Dimension			Case no vents	Case with vents	Chrome leg
	Width	Height	Depth			
21	6 1/2"	4 1/2"	4 1/2"	—	5.88	1.15
22	8 1/2"	5 1/2"	5 1/2"	—	6.50	1.15
23	10 1/2"	6 1/2"	6 1/2"	—	7.70	1.30
24	12 1/2"	7 1/2"	7 1/2"	—	8.45	1.30
25A	6 1/2"	4 1/2"	4 1/2"	5.60	6.20	1.30
25B	6 1/2"	4 1/2"	6 1/4"	6.00	6.60	1.30
26A	8 3/4"	5 3/4"	6 1/4"	7.90	8.50	1.30
26B	8 3/4"	5 3/4"	8 1/4"	8.25	8.85	1.30
27A	12 1/4"	7 1/2"	5 1/2"	8.65	9.35	1.30
27B	12 1/4"	7 1/2"	8"	9.35	10.05	1.30
28A	14"	10 1/2"	6 1/2"	10.20	10.90	—
28B	14"	10 1/2"	8 1/2"	11.15	11.85	—
29A	10"	4"	6"	7.15	7.75	1.30
29B	10"	4"	8"	7.53	8.13	1.30
30A	12"	5"	6"	7.80	8.50	1.30
30B	12"	5"	8"	8.15	8.85	1.30
31A	14"	6"	6"	8.50	9.20	1.30
31B	14"	6"	8"	8.93	9.63	1.30
61	15 1/2"	7 1/2"	9 1/2"	—	13.00	—
62	17 1/2"	8 1/2"	9 1/2"	—	15.00	—
63	16 1/2"	9 1/2"	9 1/2"	—	15.00	—
64	15 1/2"	7 1/2"	12 1/2"	—	15.00	—
65	17 1/2"	8 1/2"	12 1/2"	—	17.15	—
66	16 1/2"	9 1/2"	12 1/2"	—	17.15	—

Postage & VAT extra

### INSTANT TRUNKING SYSTEM!



Ready to use. Internal wiring suitable for 30 amp


**TR6** — 6 sockets switched ..... **£21.50**

**TR9** — 9 sockets switched ..... **£25.50**

P&P £1.85 ..... +VAT

### PORTABLE POWER DISTRIBUTION FOR INSTANT MAINS!

**NEW!** 10 sockets switched in sloping box



Type 13A/10SW **£27.50**. P&P £1.85 + VAT



COMPLETE WITH 6FT. CABLE AND 13 AMP. FUSED PLUG

- 4 sockets 13A ..... **£12.15**
- 6 sockets 13A ..... **£14.30**
- 4 sockets 13A switched ..... **£13.75**
- 6 sockets 13A switched ..... **£15.95**

**ALL DISTRIBUTION PANELS ARE FITTED WITH MK SOCKETS & PLUG**  
 Send for details of complete range + postage 85p each + 8% V.A.T.  
**OLSON ELECTRONICS LTD., FACTORY NO. 8, 5-7 LONG ST., LONDON E2 8HJ**  
 TEL: 01-739 2343

WW—084 FOR FURTHER DETAILS



## THE NEWBEAR COMPUTING STORE



### SYSTEMS S-100 bus.

Cromenco Z-2 Kit (C.P.U. & Card Frame Z-80 Based) **£395.00**  
 Bytesaver programming board kit (2708) **£95.00**

TU-ART Interface kit **£130.00**

16K Byte Dynabite RAM card (fully tested) **£415.00**

North Star Mini Floppy Kit ..... **£490.00**

## NORTH STAR ★ HORIZON

- ★ 5 1/4" FLOPPY DISC
- ★ LOW COST

- ★ S100 compatible
- ★ Extended Basic

Assembled and tested, **£1265.00 + 8% VAT**

Kit £995.00


8% VAT on ALL items

**For demonstrations:**

**Southern England: Phone 0635 49223, or call at: Newbear Computing Store, 7 Bone Lane, Newbury Berkshire**

**Northern England: Phone 061-491 2290, or call at: Newbear Computing Store, 2a Gately Road, Cheadle, Cheshire SK8 1PY**  
**N.C.S. is a division of Newbury Laboratories Ltd.**

OUR RANGE OF PRODUCTS ARE NOW INDIVIDUALLY AND ATTRACTIVELY PACKAGED

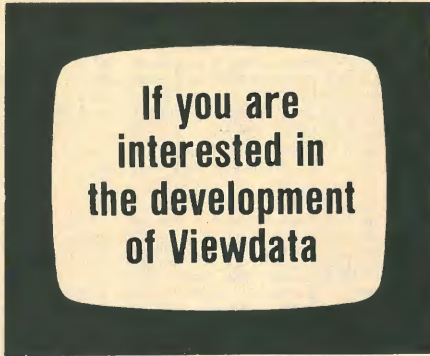


Our new 1978 catalogue lists a card frame system that's ideal for all your module projects — they used it in the ETI System 68 Computer. And we've got circuit boards, accessories, cases and boxes — everything you need to give your equipment the quality you demand. Send 25p to cover post and packing, and the catalogue's yours.

**VERO ELECTRONICS LTD. RETAIL DEPT.**  
 Industrial Estate, Chandlers Ford, Hants. SO5 3ZR  
 Telephone Chandlers Ford (04215) 2956

WW—079 FOR FURTHER DETAILS

**VIEWDATA... TELETEXT... VCRs... TV GAMES...**




The new world of TV using is expanding at the speed of light. To help you get the maximum profits from it. IPC Electrical - Electronic Press has launched a brand-new quarterly: **Viewdata and TV User**.

Issue No. 1 explained in clear, non-technical terms how Viewdata works and how it differs from Teletext. It covered Prestel (the Post Office Viewdata System) in detail. It also reviewed a wide range of news and products. Future issues will be

covering the developing story of Viewdata, Teletext, home video cassette recording, TV screen games, home computers and every other aspect of TV using, and how it can benefit you. Each issue of Viewdata and TV

User will contain the current Prestel directory, and will be available to all Prestel users free of charge. To others, the annual subscription is £2.00. Not much for a journal which could be your passport to a whole new world of interest. Post this coupon, with your cheque, today!

**...you could use a new journal!**



Quarterly  
 Editorial enquiries: Owen Ascroft (editor)  
 Advertisement enquiries: Stewart Goodwin  
 at Dorset House, Stamford Street, London SE1 9LU. Tel: 01-261 8000

**TO TAKE IT REGULARLY, POST THIS COUPON NOW.**

To: Subscriptions Dept.  
 IPC Business Press (S. & D.) Ltd.  
 Oakfield House, Perrymount Rd.  
 Haywards Heath, Sussex


Please send me Viewdata and TV User quarterly for a year. I enclose cheque/P.O. for £2.00 (inc. post and package) made payable to IPC Business Press Limited.

Name .....

Address .....

**carbon film RESISTORS**

ON BANDOLIERS OR PREFORMED 12.5mm  
 AT NO EXTRA COST



**AERO SERVICES LTD.**

42-44A-46 Westbourne Grove  
 London W2 5SF  
 Tel. 01-727 5641 Telex 261306.

WW - 059 FOR FURTHER DETAILS

**QUARTZ  
 CRYSTALS  
 -FAST!**



**AEL CRYSTALS LIMITED**  
 Gatwick House, Horley, Surrey, England RH6 9SU  
 Telephone: Horley (02934) 5353 Telex: 87116 (Aerocon Horley)  
 Cables: Aerocon Telex Horley

WW-040 FOR FURTHER DETAILS

**THE MOST COST EFFECTIVE FREQUENCY COUNTERS AND GENERATORS**




OFF / AIR FREQUENCY  
 STANDARD TYPE 103

10MHz, 1MHz  
 Stability 1 part 10<sup>8</sup> **£104**  
 Type 102 Crystal Frequency  
 Standard 10MHz, 1MHz,  
 100KHz  
 Stability 5 parts 10<sup>10</sup> **£104**



FREQUENCY COUNTER  
 TYPE 801B

301M 32MHz 5 Digit **£98**  
 501 32MHz 8 Digit **£192**  
 801B/M 250MHz 8 Digit **£280**  
 Memory versions available if not  
 suffixed M **£30 extra**



LOW FREQUENCY  
 GENERATOR TYPE 203 **£78**

DISTORTION .03%  
 Amplitude Stability 0.1%  
 SINE AND SQUARE  
 WAVE FORM  
 10Hz to 100KHz



**ELECTRONICS, 6 WOLSEY ROAD, ASHFORD, MIDDX. ASHFORD 53661**

WW - 017 FOR FURTHER DETAILS

# OSTS

Since AMBIT introduced the "One Stop Technology Shop" to our service, we have been pleased to see just how many users of electronic components appreciate our guarantee to supply goods only from BS9000 approved sources. More than ever, professional and amateur electronics engineers cannot afford to waste time on anything less than perfect pedigree products.

SEE THE AMBIT AD TOO!

## CD4000 CMOS

4000	17p	4059	563p	4522	149p
4001	17p	4060	115p	4527	157p
4002	17p	4063	109p	4528	102p
4006	109p	4066	53p	4529	141p
4007	18p	4067	400p	4530	90p
4008	80p	4068	25p	4531	141p
4009	58p	4069	20p	4532	125p
4010	58p	4070	20p	4534	614p
4011	17p	4071	20p	4536	380p
4012	17p	4072	20p	4538	150p
4013	55p	4073	20p	4539	110p
4016	52p	4075	20p	4541	141p
4017	80p	4076	90p	4543	174p
4018	80p	4077	20p	4549	399p
4019	60p	4078	20p	4553	440p
4020	93p	4081	20p	4554	153p
4021	82p	4082	20p	4556	77p
4022	90p	4085	82p	4557	386p
4023	17p	4086	82p	4558	117p
4024	76p	4089	150p	4559	358p
4025	17p	4093	50p	4560	218p
4026	180p	4094	190p	4561	65p
4027	55p	4096	105p	4562	530p
4028	72p	4097	372p	4566	159p
4029	100p	4098	110p	4568	281p
4030	58p	4099	122p	4569	303p
4031	250p	4160	90p	4572	25p
4032	100p	4161	90p	4580	600p
4033	145p	4162	90p	4581	319p
4034	200p	4163	90p	4582	164p
4035	120p	4174	104p	4583	84p
4036	250p	4175	95p	4584	63p
4037	100p	4194	95p	4585	100p
4038	105p	4501	23p		
4039	250p	4502	91p		
4040	83p	4503	69p		
4041	90p	4507	55p		
4042	85p	4507	55p		
4043	85p	4508	248p		
4044	80p	4510	99p		
4045	150p	4511	149p		
4046	130p	4512	98p		
4047	99p	4513	206p		
4048	60p	4514	260p		
4049	55p	4515	300p		
4050	55p	4516	125p		
4051	65p	4517	382p		
4052	65p	4518	103p		
4053	65p	4519	57p		
4054	120p	4520	109p		
4055	135p	4521	236p		

## Micromarket

6800 series	8216	1.95	2114	£10
6800P	8224	3.50	2708	£10.55
6820P	8228	4.78		
6850P	8251	6.25		
6810P	8255	5.40		
6852				
8080 series	2102	£1.70		
8080	2112	£3.40		
8212	2513	£7.54		
	4027	£5.78		

## PRICES SLASHED

Development  
MEK6800 E220  
TK80 E306  
AMI, Signetics,  
TI, Intersil,  
Harris etc. OA

## TTL: Standard AND LP Schottky

N'	LSN'	N'	LSN'	N'	LSN'	N'	LSN'	N'	LSN'			
7400	13	20	7455	35	24	74126	57	44	74185	134	74377	124
7401	13	20	7460	17		74128	74		74188	275	74378	93
7402	14	20	7463			74132	73	78	74190	115	74379	130
7403	14	20	7470	28		74133		29	74191		74386	37
7404	14	24	7472	28		74136	40	40	74192	105	74390	140
7405	18	26	7473	32		74138		60	74193	105	74395	139
7406	38		7474	27	38	74139	60	60	74194	105	74396	133
7407	38		7475	38	40	74141	56		74195	95	74398	180
7408	17	24	7476	37		74142	265		74196	99	74399	150
7409	17	24	7478			74143	312		74197	85	74445	92
7410	15	24	7480	48		74144	312		74198	150	74447	90
7411	20	24	7481	86		74145	65		74199	160	74490	140
7412	17	24	7482	69		74147	175		74248		74668	110
7413	30	52	7483A			74148	109		74249	93	74670	249
7414	51	130	7484	97		74150	99		74251	90	MISCELLANY	
7415	24	7485	104	99	74151	64	84	74253	105	NE555	30p	
7416	30	7486		40	74153	64	54	74257	108	NE556	78p	
7417	30	7489	205		74154	96		74258	153	NE558	180p	
7420	16	24	7490	33	90	74155	54	110	74259	420	ICM7217	950p
7421	29	24	7491	76	110	74156	80	110	74260	153	ICM7208	1495p
7422	24	24	7492	38	78	74157	67	55	74261	350	ICL7106CP	
7423	27	24	7493	32	99	74158		60	74266	40	LCD DVM IC	
7425	27	7494	78		74159	210		74273	124	95p		
7426	36	27	7495A	65	99	74160	82	130	74275	312	LCD DVM KIT	
7427	27	29	7496	58	120	74161	92	78	74279	52	2480p	
7428	35	32	7497	185		74162	92	130	74283	120	3 1/2 digit LCD	
7430	17	24	74100	119		74163	92	78	74290	90	display	1150p
7432	25	24	74104	63		74164	104		74293	95	ICL7107 LED	
7433	40	32	74105	62		74165	105		74295	128	DVM kit	2065p
7437	40	24	74107	32	38	74166			74298	100	ICM7216 - 8 digit	
7438	33	24	74109	63	38	74167	20		74324	157	10MHz DFM/	
7440	17	24	74110	54		74168			74325	242	timer	£19.82
7441	74		74111	68		74169		200	74326	247	(for LED C.Cath)	
7442	70	99	74112	88		74170	230	200	74327	237	SCALAR ICs	
7443	115		74113		38	74172	625		74352	100	8629 150MHz	
7444	112		74114		38	74173	170		74353	100	divide by 100	
7445	94		74116	198		74174	87	120	74362	715	420p	
7446	94		74118	83		74175	87	110	74365	49	95H90DC 780p	
7447	82		74119	119		74176	75		74368	49	IC90DC 1400p	
7448	56	99	74120	115		74177	85		74367	43	8618 - new divide	
7449	56	99	74121	25		74180	85		74368	49	by 100 or 10	
7450	17		74122	46		74181	165	350	74373	77	for 120/60MHz	
7451	17	24	74123	48		74182	160		74374	77	450p	
7453	17		74124			74183		210	74375	60		
7454	17	24	74125	38	44	74184	135					

## Voltage Regs

**NEW LOW PRICES**  
7800 series UC TO220 package 1A all 95p  
7900 series UC TO220 package 1A all £1  
78MUC series TO220 package 1/2A all 90p  
78LCP series TO92 100mA all 35p  
L200 up to 3A/adjustable V&A 195p  
78MGT2C 1/2amp adjustable volts 175p  
79MGT2C 1/2amp adjustable volts 175p  
723C precision controller 65p

**MAINS FILTERS FOR NOISE/RFI etc**  
1 amp in IEC connector £4.83  
5 amp in 'wire in' case £3.87  
NE550A 73p

## LINEARS non-consumer

CA3130E	84p	LM339N	66p
CA3130T	90p	LM348N	186p
CA3140E	90p	LM3900N	60p
CA3140T	35p	709HC to5	64p
CA3160E	90p	709PC dil	36p
CA3160T	99p	710HC to5	65p
		710PC dil	59p
Op amps		723CN	65p
LM301AH	67p	741CH to5	66p
LM301AN	30p	741CN 8dil	27p
LM308H	121p	747CN	70p
LM308N	97p	748CN	36p
LM318H	279p	NE531T	120p
LM318N	224p	NE531N	105p

## OPTO 7 seg displays

0.43" High Efficiency HP:	
5082-7650 red CA	
5082-7653 red CC	
5082-7660 yellow CA	233p
5082-7663 yellow CC	
5082-7670 green CA	
5082-7673 green CC	
0.3" Standard HP	
5082-7730 red CA	147p
5082-7740 red CC	
0.5" Fairchild	
FN5000 red CC	150p
FN5007 red CA	150p

The ICL7216BPI is still the cheapest way to make a full 8 digit 10MHz frequency counter/timer, and with 10 external components + display - it is also one of the simplest. For £19.82, it takes a lot of beating. The mains filters have been extended now to include a 6amp IEC version at £5.10, and with the amount of electronic noise on the average supply (next door's fridge, for instance) it is a really worthwhile addition to any sensitive equipment. LPSN TTL now includes many more of latest types, all of course - are absolutely prime first quality types. And don't forget our range of OPTO displays including Hewlett Packard high efficiency 0.43" types in all colours - renowned as the finest quality in the market. For other types of component - discrete LEDs, radio and audio devices, tuner modules, kits etc., see our other advertisement for more details - or send for the AMBIT catalogue system. Part one (45p) includes details of our background 'standard' items, and the new part two includes all the latest introductions and developments, plus a rundown on OSTs.

TERMS: CWO price, VAT to be added at 8% (inland), pp 25p per order. When ordering from the OSTs and Ambit - a single combined remittance and pp charge is sufficient. Account details OA.  
**2 Gresham Road, Brentwood, Essex.**

WW - 011 FOR FURTHER DETAILS

# K9 COMPONENTS

GRAPHIC HOUSE PANGBOURNE BERKSHIRE  
PROFESSIONAL SUPPLIES TO THE AMATEUR

LINEAR SELECTION				DIODE/TRANSISTOR SELECTION					
CA3130T	1.06	uA709	0.65	8AX13	0.05	BC209C	0.15	0A91	0.17
LM301-B	0.30	uA710	0.66	8AX16	0.05	BC212	0.11	2T1X107B	0.09
LM308-B	0.95	uA723-14	0.45	8C107	0.10	BC214B	0.15	1N4001	0.05
LM3900N	1.95	uA741-B	0.27	8C108	0.10	BC270	0.15	1N4004	0.06
NE555-B	0.62	uA747-14	0.97	8C109	0.10	BC771	0.20	1N4148	0.04
NE556-14	0.82	7805-UC	0.81	8C207	0.10	BC772	0.15	1N5401	0.11
T8A810	1.30	7812-UC	0.81	8C207B	0.11	BFX85	0.30	2N3053	0.16
T8A820	0.80	7905-UC	1.30	8C208	0.10	BFY50	0.20	2N3055	0.49
ZN414	1.40	7912-YC	1.30	8C268A	0.10	DA47	0.11	2N3702	0.10
72702	0.79			8C269	0.10	DA90	0.14	2N3703	0.09
	0.65								
				BZY88 ZENER DIODES 2V7-33V 0.06					
CMOS SELECTION				TANTALUM CAPS					
4000	0.14	4023	0.15	4093	0.64	0.1mfd 35v	0.087	6.8mfd 35v	0.122
4001	0.15	4026	1.28	4507	0.49	0.15mfd 35v	0.087	22mfd 35v	0.208
4002	0.16	4027	0.48	4508	2.21	0.22mfd 35v	0.087	33mfd 35v	0.211
4008	0.90	4030	0.46	4510	1.02	0.33mfd 35v	0.087	33mfd 25v	0.211
4010	0.46	4051	0.83	4511	0.98	0.47mfd 35v	0.087	10mfd 25v	0.122
4011	0.15	4053	0.83	4518	0.98	0.68mfd 35v	0.087	6.8mfd 25v	0.109
4012	0.16	4080	0.98	4520	1.05	1mfd 35v	0.08		



# ambit international <sup>®</sup>

Production of the new catalogue has been held up for a few weeks - since we have just been appointed as distributors for two of the most exciting ranges of radio components products yet : The Micrometals range of iron dust torroids cores and formers, and the OKI range of VLSI for digital frequency displays for receivers. We apologize for any inconvenience, but these two ranges are really worth the wait, and include some products you will find hard to believe, like the MSM5523 IC, an IC with less than ten external components that gives AM frequency readout to 1kHz from LW to 39.999MHz, FM frequency readout in 100kHz steps - (all usual IF offsets programmable by diodes), a 24 hour format clock with 12 hour display, independent on and off timers, time signals on the hours, stopwatch facility and a sleep timer. This costs £14 with its timebase crystal, and makes all that has gone before an expensive and time wasting exercise. Rather like the way the Intersil ICM7216 has revolutionized the instrument counter market. (See the OSTs ad.) And those of you familiar with Amidon and IG dust torroids, favoured in many new RF designs, will be pleased to know Ambit will be stocking a broad range of the Micrometals types for applications from EMI filters to RF PA stages.

**OKI frequency counter ICs: details in cat2**  
 MSM5523 for CA LEDs with RHDP such as FND507 £14 inc xtal  
 MSM5525 for 3½ digit LCD AM/FM with direct segment drive, no clock or timers £11 inc xtal  
 Other types for fluorescent displays etc OA

**Other new semiconductor additions:**  
 KB4437 pilot cancel mpv decoder 4.35  
 KB4438 muting stereo preamp 2.22  
 HA1370 supercets TDA2020 2.99  
 TDA1090 HiFi AM/FM 3.35  
 TDA1220 low cost AM/FM 1.45

**PRICES DOWN ON VMOS:** as expected, this new technology in power transistors is getting cheaper. 120v comp pairs /100W for £10.00  
**New varicaps:** to add to the biggest range.....  
 KV1211 2.9v bias to tune MW, like the KV1210, but a double diode £1.75  
**New pilot tone filters from TOKO.....**  
 208BLR series, individual per channel with a 26/38kHz version for pilot cancel decoder applications. Flat to 15kHz £0.90  
**New crystal filter for amateur NBFM.....**  
 TOYO 10M4B1 with over 90dB adjacent ch. rejection for 2m NBFM. 10.7MHz £14  
**New ceramic IF filters for 455kHz.....**  
 CFM455H 6kHz/6dB, 15kHz max /60dB - ideal for MC3357 etc. £10

**A brief summary of some of our range of ICs:**  
 TDA1062/£1.95; TDA1083/£1.95; HA1197/£1.40  
 CA3123E/£1.40; TBA651/£1.81; CA3089/1.94  
 HA1137/£2.20; MC1310/£2.20; HA1196/£3.95  
 KB4424/£2.75; KB4423/£2.53; SD6000/£3.75  
 KB4412/£2.55; KB4413/£2.75; KB4417/£2.55  
 MC1495L/£6.80\*; MC1496P/£1.25  
 LM381N/£1.81; LM1303/£0.99; ULN2283B/£1.00; LM380N/£1; TBA810AS/£1.09  
 TCA940E/£1.80; TDA2002/£1.95;  
 ICL8038CC/£4.50\*; NE566/£2.50\*; NE567/£2.50\*; NE560B/£3.50; NE561B/£3.50;  
 NE562B/£3.50\*; NE565A/£2.50\*  
**SEE THE OSTs ADVERT FOR CMOS/TTL REGULATORS, OPTO DISPLAYS, and other types of linear devices.**

**Some transistors for RF specifically:**  
 BF256LB/0.34; 40822/0.43\*; 40823/0.51\*  
 40673/0.55\*; BF900/961/0.80\*; BF960/1.60\*  
 BF224/0.22; BF274/0.18; BF195/0.18;  
 BF240/0.22; BF241/0.22; BF362/0.70;  
 BF479/0.86; BF679S/0.70; BFY90/0.90\*

**PIN and other Varicap diodes:**  
 BA102/0.30; BA121/0.30; ITT210/0.30  
 BB104B/0.40; MVAM2/£1.48; MVAM115/£1.05; MVAM125/1.05; KV1210/£2.75  
 BA479/0.35; TDA1061/0.95; BA182/0.21

**METER MADE** low cost panel meters - 3 x 930 series with blanks and dry transfer sheet of scales and legends for £12.5 \*

**TERMS etc:** CWO please, VAT on Ambit Items is generally 12%, except where marked (\*). Catalogue part 1:45p, part 2 50p all inclusive. Postage 25p per order, carriage on tuner kits £3. Phone Brentwood (0277) 216029/227050 9am-7pm. Callers welcome inc. Saturdays.

## At last, DIY HiFi which looks as if it isn't.

That's not to say it doesn't look like HiFi - just that it doesn't look like the usual sort of thing you have come to associate with DIY HiFi. The Mk3 outstrips and outperforms all British made HiFi tuners, and most imported ones too. Certainly at the price, there isn't one near it. But more than that, it looks superb. A small pic here would be an insult, so send an SAE for details on the kit that looks as if isn't. It's something else.....

- ★ Exceptionally high performance - exceptionally straightforward assembly
- ★ Baseboard and plug-in construction. Future circuit developments will readily plug in, to keep the MkIII at the forefront of technical achievement
- ★ Various options and module line-ups possible to enable an installation approach to the system

and now previewing the matching 60W/channel VMOS amplifier:

- ★ Matching both the style and design concepts of the MkIII HiFi FM tuner
- ★ Hitachi VMOS power fets - characterized especially for HiFi applications
- ★ Power output readily multiplied by the addition of further MOSFETs
- ★ VU meters on the preamp - not simply dancing according to vol level
- ★ Backed with the usual Ambit expertise and technical capacity in audio


## The PW Dorchester LW, MW, SW, & FM stereo tuner



In much the same way as we have swept away the 'old technology' in frequency/timer counters - with the OKI and Intersil single IC counters, we now offer a single IC "All Band" radio tuner. Don't confuse this one chip radio with things like the ZN414 - for this is a genuine superhet receiver with a mechanical AM IF filter, and ceramic IF filters for FM. The AM section employs a balanced input mixer section, covering all broadcast bands - plus a BFO and MOSFET product detector for SSB/CW - though at this price, the tuner is not intended as a "communications receiver" - although we know of many lesser designs that make that claim. The AM sensitivity is nevertheless better than 5uV, and FM sensitivity is 1.2uV for 30dB S/N. As a multiband broadcast superhet receiver, it is a unique constructor project that fulfills the requests we very frequently get for a general coverage circuit that isn't over complicated. The set has CA3089E FM performance, with mute etc., and a PLL stereo decoder with full pilot tone filtering. The tuner board - with "on board" PCB mounted switching, all components etc : £33.00  
 The case/cabinet with PSU, meter and mechanics etc £25.00  
 An SAE for full details please. See the feature article in Practical Wireless (Dec/Jan)

**2 Gresham Road, Brentwood, Essex.**

WW - 012 FOR FURTHER DETAILS



we have a wide range at our fingertips

**FUTURE FILM DEVELOPMENTS**  
 36/38 Lexington Street, London W1R 3HR  
 Telephone 01-437 1892/3 • Telex 21624 ALOFFD G

WW-072 FOR FURTHER DETAILS

## TI 9900 MICROPROCESSOR COURSES

*Contributions to the fees for Bleasdale courses are available from the Department of Industry*

**Fundamentals of the 9900**  
 This one week course covers the basic principles of microcomputers and the operation of the 9900—how to use microcomputers and the Texas Development Systems.

**Designing Systems with the 9900 (a two week workshop)**  
 —using specially designed hardware to configure systems

similar to those you will be building on leaving the course. Instruction covers in detail the designing and writing of software to control the systems that have been built.

For more details contact June Dove, Course Registrar

## Bleasdale

Computer Systems Ltd  
 7 Church Path, Merton Park  
 London SW19. Tel 01-540 8611

**Design, manufacture & installation**

**Audix Limited**  
 Station Road, Wenden  
 Saffron Walden  
 Essex CB11 4LG

**Tel: Saffron Walden**  
 (0799) 40888  
 Telex: 817444

## Sound & Communications systems

**Please send me details**

Sound reinforcement/public address equipment

Theatre sound equipment

Hospital distribution and nurse call systems

Intercom systems, commercial & industrial

Hotel entertainment systems

Simultaneous interpretation and conference systems

**Name** \_\_\_\_\_

**Address** \_\_\_\_\_




# REDUN TV TUBES

with EDICRON ELECTRON ASSEMBLIES

- Monochrome or colour
- Standard, quick heat, delta or inline
- Wide range of neck sizes and heater ratings
- Predictable in use and performance

- High tolerance on insert procedure
- High conversion rate on ageing
- Long service life
- Neck glass, tube bases, equipment and accessories also supplied



For full details contact:

**EDICRON LTD.**  
 Redan House, 1 Redan Place, London W2 4SA.  
 Tel: 01-221 4717 Telex: 265531 Edicrn G

WW-069 FOR FURTHER DETAILS

## QUALITY COMPONENTS BY RETURN



**Linear Circuits by RCA, National etc.**

709 DIL14	25p	LM382N	105p
741 DIL8	22p	LM1303	110p
741 DIL14	35p	LM3900	50p
747C DIL14	50p	LM3909	80p
748C DIL8	30p	MC1310P	150p
CA3011	80p	MC1312P	160p
CA3014	130p	MC1314P	300p
CA3018	80p	MC1315P	520p
CA3020	180p	MC1330	100p
CA3028	125p	MC1458N	35p
CA3035	140p	MC1498N	80p
CA3036	170p	NE555	25p
CA3042	170p	NE556	80p
CA3043	180p	NE560	300p
CA3046	55p	NE561B	350p
CA3052	150p	NE562B	350p
CA3054	115p	NE565A	120p
CA3075	180p	NE566V	150p
CA3080	70p	NE567V	170p
CA3081	125p	SN76003N	200p
CA3089	180p	SN76013N	140p
CA3090	400p	SN76023N	140p
CA3123	150p	SN76033N	200p
CA3130	90p	TAA621A	215p
CA3140E	70p	TBA120S	85p
LM300H	130p	TBA540	20p
LM301AN	28p	TBA641	240p
LM304H	70p	TBA800	70p
LM308N	60p	TBA920	320p
LM318N	125p	TCA2100SQ	200p
LM324N	50p	TDA1002	450p
LM339	50p	TDA1022	570p
LM380N	75p	TDA2020	320p
LM381N	105p	ZN414	75p

**TTL from National, Texas, IIT etc.**

7400	12p	7496	60p
7401	12p	7497	140p
7402	12p	74100	90p
7403	12p	74104	50p
7404	13p	74105	40p
7405	13p	74107	25p
7406	24p	74109	30p
7407	24p	74110	35p
7408	14p	74111	45p
7409	14p	74116	95p
7410	12p	74118	82p
7411	19p	74119	140p
7412	17p	74121	25p
7413	25p	74123	40p
7414	48p	74125	35p
7416	24p	74126	35p
7417	24p	74132	50p
7420	12p	74141	55p
7421	22p	74142	200p
7422	18p	74145	58p
7423	22p	74147	110p
7425	22p	74148	90p
7426	24p	74150	70p
7427	24p	74151	50p
7428	28p	74153	50p
7430	12p	74154	85p
7432	22p	74155	52p
7433	32p	74156	52p
7437	22p	74157	53p
7438	22p	74160	60p
7440	13p	74161	65p
7441	52p	74162	65p
7442	43p	74163	65p
7443	75p	74164	70p
7444	75p	74165	70p
7445	70p	74166	80p
7446	55p	74167	180p
7447	55p	74170	125p
7448	58p	74172	400p
7450	14p	74173	95p
7451	14p	74174	68p
7452	13p	74175	65p
7454	14p	74176	58p
7460	14p	74177	58p
7470	22p	74178	80p
7472	24p	74181	145p
7473	25p	74182	60p
7474	25p	74185	110p
7475	32p	74190	72p
7476	28p	74191	72p
7483	60p	74192	64p
7485	70p	74193	64p
7486	24p	74194	60p
7489	145p	74195	55p
7490	32p	74196	55p
7491	45p	74197	55p
7492	35p	74198	110p
7493	34p	74199	110p
7494	80p		
7495	52p		

**Transistors**

AC125	18p	BC558	12p	ZTX304	25p	2N3704	8p
AC126	18p	BC559	13p	ZTX310	13p	2N3705	9p
AC127	17p	BCY70	14p	ZTX311	14p	2N3706	9p
AC128	18p	BCY71	14p	ZTX314	22p	2N3707	9p
AC176	18p	BCY72	14p	ZTX341	21p	2N3708	8p
AC186	24p	BD115	52p	ZTX500	16p	2N3709	8p
AD161	38p	BD131	35p	ZTX501	16p	2N3710	8p
AD162	38p	BD132	35p	ZTX502	20p	2N3711	8p
AF124	27p	BD133	44p	ZTX503	20p	2N3715	10p
AF125	27p	BD135	35p	ZTX504	25p	2N3819	22p
AF126	27p	BD136	38p	ZTX530	30p	2N3823	65p
AF127	27p	BD137	38p	ZTX550	24p	2N3824	25p
AF139	38p	BD138	38p	2N696	32p	2N3866	55p
AF239	40p	BD139	35p	2N697	12p	2N3903	8p
BC107	8p	BD140	35p	2N698	35p	2N3904	8p
BC107B	10p	BF244B	35p	2N699	50p	2N3905	8p
BC108	9p	BFX29	25p	2N706	13p	2N3906	8p
BC108B	9p	BFX84	23p	2N706A	13p	2N4037	30p
BC108C	10p	BFX87	20p	2N708	20p	2N4058	12p
BC109	8p	BFX88	20p	2N914	22p	2N4059	10p
BC109C	10p	BFY50	15p	2N918	30p	2N4060	12p
BC147	7p	BFY51	15p	2N919	50p	2N4061	12p
BC148	7p	BFY52	15p	2N920	54p	2N5179	50p
BC149	7p	BFY105	17p	2N929	25p	2N5457	50p
BC157	9p	BU205	140p	2N930	20p	2N5458	30p
BC158	9p	BU208	180p	2N1131	23p	2N5459	32p
BC159	9p	MJ2955	95p	2N1132	23p	2N5777	50p
BC167	8p	MPF102	36p	2N1302	38p		
BC168	8p	MPSA06	30p	2N1303	54p		
BC169	8p	MPSA56	30p	2N1304	54p		
BC169C	9p	TP29	40p	2N1613	22p	0A91	10p
BC170	9p	TIP28A	44p	2N1671	130p	0A200	6p
BC171	9p	TIP28B	40p	2N2160	100p	1N814	4p
BC172	7p	TIP29C	60p	2N2243	22p	1N916	5p
BC173	9p	TIP30	40p	2N2297	45p	1N4001	4p
BC177	14p	TIP30A	48p	2N2368	15p	1N4002	4p
BC178	14p	TIP30B	55p	2N2369	16p	1N4006	6p
BC179	14p	TIP30C	70p	2N2484	22p	1N4148	3p
BC182	10p	TIP31	50p	2N2846	70p		
BC182L	10p	TIP31A	50p	2N2904	22p		
BC183	10p	TIP31B	60p	2N2944A	23p		
BC183L	10p	TIP31C	65p	2N2905	22p		
BC184	10p	TIP32	55p	2N2905A	22p		
BC184L	10p	TIP32A	80p	2N2906	22p		
BC207	10p	TIP32B	75p	2N2906A	22p		
BC208	8p	TIP32C	60p	2N2907	22p		
BC209C	10p	TIP33	75p	2N2907A	22p		
BC212	10p	TIP33A	80p	2N2926G	10p		
BC212L	10p	TIP33B	103p	2N2926R	8p		
BC213	10p	TIP33C	118p	2N3011	22p		
BC213L	10p	TIP34	88p	2N3053	18p		
BC214	10p	TIP34A	95p	2N3054	50p		
BC214L	10p	TIP34B	128p	2N3055	50p		
BC477	19p	ZTX107	14p	2N3121	25p		
BC478	18p	ZTX108	14p	2N3133	25p		
BC479	18p	ZTX109	14p	2N3440	80p		
BC547	11p	ZTX300	15p	2N3441	120p		
BC548	10p	ZTX301	16p	2N3442	135p		
BC549	11p	ZTX302	23p	2N3702	8p		
BC550	14p	ZTX303	23p	2N3703	8p		

**Carbon Film Resistors**

High stability, low noise, 0.25W 5% E12 series from 4.7 ohms to 10 Megohms. Any selection

each	100+	1000+	5000
1p	0.9p	0.8p	0.75p

Special development pack of 10 of each value 4.7 ohms to 1 Megohm, a total of 650 resistors £5.70

**Potentiometers**

Carbon track. Log and Linear values.  
 5K — 2M2 single gang ..... 26p  
 5K — 2M2 single gang switched ..... 60p  
 5K — 2M2 dual gang stereo ..... 75p

**Preset Potentiometers**

Subminiature type available in horizontal or vertical mounting. 0.1W rating. 100 ohms to 2M ..... 6p each  
 Special development of 5 of each value from 100 ohms to 2M, a total of 70 presets (please state vertical or horizontal) £3.95

**Ceramic Capacitors**

Miniature plate type. 50V PC mounting. Available from 22pF to 1000pF in E12 series and 1500pF to 0.047uF in E6 series ..... 2p each

**Polyester Capacitors**

Mullard C280 series. 250V PC mounting. 0.1W, 0.015, 0.022, 0.033, 0.047, 0.068, 0.1, 1.5p, 0.15, 0.22, 7p, 0.33, 0.47, 10p, 0.68, 14p, 1.0, 17p, 2.2p F, 28p each.

Special development pack of 5 of each value £6.20

**Tantalum Capacitors**

0.1, 0.15, 0.22, 0.33, 0.47, 0.68, 1.0, 2.2 @ 35V ..... 9p  
 4.7 @ 25V, 6.8 and 10 @ 25V ..... 13p  
 22 @ 16V, 47 @ 6V, 68 @ 3V, 100 @ 3V ..... 16p

Development pack 5 of each value £8.30

**Optoelectronics**

7805 ..... 60p  
 7812 ..... 60p  
 7815 ..... 60p  
 LEDs 0.125 in Red 9p Green 15p Yellow 18p  
 0.2 in Red 9p Green 13p Yellow 18p

**Displays**

DL707 90p DL704 90p


**DIL Sockets**

8 pin 11p 14 pin 12p 16 pin 13p 24 pin 30p

Quantity discounts on any mix. TTL, CMOS and Linear Circuits 25+ 10%, 100+ 15%. All orders despatched by return. Prices VAT inclusive. Please add 30p for carriage. All components guaranteed brand new and full specification from leading manufacturers. Callers most welcome at our premises 8.30am to 6pm Monday to Saturday. All prices valid to April 30, 1979. Send 12p stamp for our new illustrated catalogue. Official orders welcome from colleges, universities etc.

**C. N. STEVENSON (W1) 236 High Street, Bromley, Kent BR1 1PQ. Tel: 01-464 2951/5770**

## PANEL INDICATORS




Model SV041




Model SV042



Model SV018



Model SV235



Model SV023

FROM  
**Servoe and Electronic Sales**


24 HIGH STREET, LYDD, KENT TN29 9AJ  
 Telephone: Lydd (0679) 20252  
 Telex: 965265 AB Servoe G

# WATFORD ELECTRONICS

33 CARDIFF ROAD, WATFORD, HERTS, ENGLAND

Tel. Watford 40588/9.

## DM 900



### THERE ARE 900 REASONS FOR BUYING THIS MULTIMETER (with direct reading capacitance range)

Its 900 cubic centimetres are packed with up to the minute technology offering a low cost yet accurate method of measuring voltage, current, resistance and capacitance too, on a total of 30 RANGES. The WATFORD ELECTRONICS DM900 uses latest MOS Integrated Circuits which drive a 3½ digit Liquid Crystal Display for extremely low power consumption.

#### Specifications:

- DC VOLTS 5 ranges 200mV to 1KV }  $Z_{in} > 10M\Omega$
- AC VOLTS 5 ranges 200mV to 1KV }
- DC CURRENT 5 ranges 200µA to 2A
- AC CURRENT 5 ranges 200µA to 2A
- RESISTANCE 6 ranges 200Ω to 20MΩ
- DIODE Voltage Drop 100nA to 10mA
- CAPACITANCE 4 ranges 2nF to 2µF
- Accuracy on all ranges better than 1%
- 0.5" 3½ digit LCD Display
- Single 9V (PP3) Power Supply
- Sampling Rate > 2 per second
- Display Test Facility
- Battery Test Facility
- Movable Decimal Point
- Isolated Floating Ground
- Dual Slope A/D Conversion
- Critical Input Protection
- Overrange Indication
- Polarity Indication
- True Auto Zero
- 30 Ranges
- Overall size: 160 x 95 x 60mm
- Colour: Grey (standard) Black Orange (optional)

The DM900 incorporates dual slope A/D conversion; true auto zero; polarity and overrange indication; battery and display test facilities. Its input impedance of over 10MΩ allows voltage measurements in high impedance circuits without distorting circuit operation.

The DM900 is small and robust. It measures only 160 x 95 x 60mm and is housed in an ABS case which will fit in your coat pocket or briefcase.

The DM900 has been specially designed for Watford Electronics and is available in kit form or ready built.


**Special Offer: £78.50 plus VAT (p&p insured add 80p)**

Also available in Kit form for the Enthusiast at **£54.50 plus VAT plus 80p (probes and carrying case £3.00 extra).**

WW — 036 FOR FURTHER DETAILS

## New from AMCRON

### Real Time Analyser RTA2



The Amcron RTA2 Real Time Analyser is designed as much for use as a production tool as it is for on-site audio analysis of theatres, and recording studios. A flight case is available.

- ★ 5" CRT Display
- ★ Internal Pink Noise Source
- ★ ⅓ or 1 octave Display
- ★ Frequency range 20 - 20kHz
- ★ Outputs for X-Y Recorders
- ★ Compatible with any microphone
- ★ Price £1,960 ex. VAT

### POWER AMPLIFIER D75



The AMCRON D75 power amplifier replaces the previous model D60. Employing completely new type circuitry it offers also many new features but without any increase in the price.

- ★ New Amcron IOC comparator.
- ★ Balanced XLR input connectors.
- ★ Signal Presence indicators.
- ★ Separate Signal/chassis earth.
- ★ 45 watts into 8 ohms per channel.
- ★ Price £230 ex. VAT.

### Other AMCRON products include:

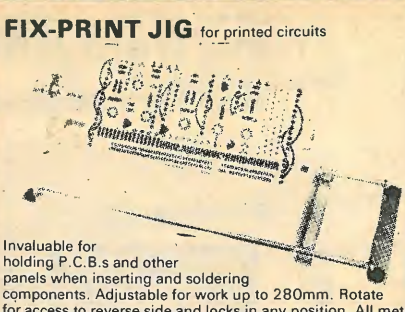
DC300A amplifier 500 watts/chan.	£550
D150A amplifier 200 watts/chan.	£350
VFX2A Electronic Variable Filter	£270
EQ2 Equaliser	£599
IC150A Pre-amplifier	£260
IMA Intermodulation Distortion Analyser unit	£610

**MACINNES LABORATORIES LTD.**  
Carlton Park Industrial Estate  
Saxmundham, Suffolk, IP17 2NL  
Tel. Saxmundham (0728) 2262/2615

WW—051 FOR FURTHER DETAILS

# NEW for electronic design engineers!

## FIX-PRINT JIG for printed circuits



Invaluable for holding P.C.B.s and other panels when inserting and soldering components. Adjustable for work up to 280mm. Rotate for access to reverse side and locks in any position. All metal.

Write or phone for full details. Price **£10.50** inc. VAT. P&P £1.

### S2 Drill Stand

Robust, all metal with ample throat dimensions. Adjustable height cantilever with lever actuated feed. Spring return. Will accept both drills.

**£18.50** inc. VAT P&P 106p

**P2 Mk. 2 Drill**  
**£19.50** inc. VAT. P&P 86p




### S1 Drill Stand

Constructed to take the popular P1 drill and ensure a high degree of accuracy in all types of electrical precision work.

**£6.50** inc. VAT. P&P 38p

**P1 Drill £10.00** inc. VAT. P&P 38p



**PRECISION PETITE LTD** 119a HIGH STREET TEDDINGTON MIDDLESEX TW11 8HG  
 TEL: 01-977 0878 Sole UK Distributors  
 WW — 027 FOR FURTHER DETAILS

# NEW! Cassette copiers from PENTAGON

Simple operation - fully automatic 16 times speed. Choice of one or three copies. C32/34 - outproduces all other makes - 75 C60 per hour. Budget Price from £587 + VAT



**Model C32S— Mono C34S— Stereo**

**Model C-1— Mono C-4— Stereo**

## PENTAGON from ITA

1-7 Harewood Avenue, Marylebone Road  
 London NW1. Tel. 01-724 2497. Telex: 21879

WW — 046 FOR FURTHER DETAILS

## NEW COMPONENTS — SPECIAL PRICES

CERAMIC CAPACITORS 63V		TANTALUM BEAD	
PLATE TYPE 2.5mm		10-6.3 .08	
CLOSE TOLERANCE		10-16 .10	
Stock Values PF		10-25 .16	
1; 2.2; 3.3; 4.7; 6.8	1pf	10-35 .16	
10; 12; 15; 18; 22;	1000pf 04	15-25 .12	
27; 33; 39; 47; 56; 82;	2200pf 045	22-10 .11	
100; 120; 150; 180; 220;	3300pf 06	22-16 .18	
270; 330; 390; 470; 560;	4700pf 06	22-35 .20	
680; 820; 1000/2200;	10000pf 04	33-10 .18	
3300; 4700; 10,000;		33-16 .16	
		33-30 .16	
		33-36 .16	
		4.7 10V .10 47-16 .20	
		4.7 25V .11 68-3V .16	
		4.7 35V .125 100-6.3 .20	
		6.8 35V .125 100-10 .40	
		220-3V .20	

### CERAMIC CAPACITORS 250V

5mm Pitch

Stock Values (pf)

15; 47; 56; 100; 1000; 1500; 2200; 2700; 3300; 4700; 5600; 6800; 8200; 10,000

### Aluminium Electrolytic

RADIAL LEAD

50	.036	100	25	.066
1	.037	100	50	.093
2.2	.038	220	16	.073
3.3	.038	220	25	.12
4.7	.039	330	10	.085
4.7	.040	330	25	.10
10	.034	470	6.3	.066
10	.035	470	16	.081
10	.039	470	25	.13
22	.034	470	50	.24
22	.035	1000	10	.13
22	.05	1000	16	.144
33	.039	1000	25	.22
47	.039	2200	6.3	.17
47	.05	2200	16	.27
47	.061	3300	10	.27
100	.043	4700	6.3	.27
100	.046			

### NOISE SUPPRESSION CAPACITORS 250v AC

RADIAL	PCM 15mm
0.015 .13	.15, .22 22.5mm .16
0.022 .13	0.1 .18
0.033 .14	0.15 .24
0.047 .15	0.22 .32

### SPECIAL THIS MONTH

BOXES — BLACK ABS  
 Prices Each. Recessed Lid  
 With brass screw inserts

B1 75 x 56 x 35 .50  
 B2 95 x 71 x 35 .55  
 B3 115 x 95 x 37 .70  
 B4 210 x 120 x 77 1.55

PRESETS (enclosed Vert./Hor. 100R-µM2 10p ea.)

### POLYESTER RADIAL

100V 10%

MYLAR

0.022	.025	.01*	.03	★ 10MM PITCH (100V)
.01	.025	.022*	.03	(200V)
.068	.02	.047*	.035	(200V)
1	.035	.1*	.04	(100V)
22	.05	.1*	.045	(200V)
33	.07	.47	.08	(100V)
47	.095	.68	.085	(100V)
		2.2 (250V)	.15	

### MINIATURE TOGGLE SWITCHES

SFST .65  
 DPDT .75  
 DPDT C/off .90

STD TOGGLE 2 amp .50  
 Push Button Miniature

PT08 .23  
 PTM .15

### GREENWAY ELECTRONIC COMPONENTS (EAST GRINSTEAD) LTD., MAIL ORDER DEPT.

62 Maypole Road, Ashurst Wood, East Grinstead, Sx. RH19 3RB  
 Tel. 034-282 3712

## NEW TESTER



Designed for fast in-circuit testing, new DATEST 2 tests transistors, FETs, SCRs and Triacs even when shunted by resistors as low as 20 ohms. It will usually test every device in even a DC coupled AF power amp. or in a colour TV. (except line o/p) while still in circuit.

Automatic NPN/PNP indication, foolproof three-LED display, and unique test-probes allow a very high rate of testing even by unskilled users.

Other features include long battery life, low battery warning, rugged die-cast case, reliable six-IC circuit. Best news of all. DATEST 2 is affordable and available from stock.

Full data sheet free on request.

**ONLY £39.50** + VAT (8%) WITH PROBES

**DATONG ELECTRONICS LIMITED**  
 Spence Mills, Mill Lane, Bramley, Leeds LS13 3HE  
 Telephone: Pudsey (0532) 552461

WW — 019 FOR FURTHER DETAILS

# RECHARGEABLE BATTERIES

TRADE ENQUIRIES WELCOME

Full range available to replace 1.5 volt dry cells and 9 volt PP type batteries. SAE for lists and prices. £1.00 for booklet, "Nickel Cadmium Power."

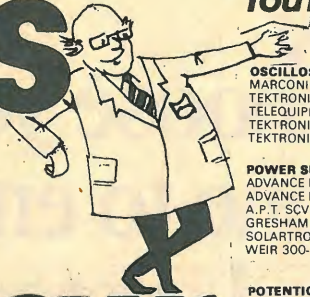
Write or call at:

**SANDWELL PLANT LTD.**  
 2 Union Drive, Boldmere  
 Sutton Coldfield, West Midlands 021-354 9764

See full range at TLC, 32 Craven street, Charing Cross, London WC2.

WW — 024 FOR FURTHER DETAILS

# sales hire repair



**You'll do better at Martin Associates we guarantee it!**

<b>ANALYSERS</b>	
AIRMEC 248 5-300MHz I/P 5 $\mu$ V-15mV	£125.00
AIRMEC 853 30KHz-30MHz I/P 1 $\mu$ V-4V	£85.00
MUIRHEAD D.669A 30KHz Acc. 1.5%	£85.00
<b>ATTENUATORS</b>	
MARCONI 1073/2S 0-100dB at 75 ohms in dB steps	£75.00
<b>BRIDGES</b>	
WAYNE KERR B.601 Freq. 15KHz-5MHz. Acc. 1%	£195.00
<b>COUNTERS</b>	
MARCONI TF.2401A 8 Digit 2.5GHz	£500.00
ADVANCE TC4 + TCD.100 4 Digit 1MHz-100MHz Sens. 100mV.	£135.00
<b>DIGITAL VOLTMETERS</b>	
DYNAMCO 2006/D3 4 Digit 10 $\mu$ V-1000V 0.02% Acc.	£125.00
DYNAMCO 2022 5 Digit 0-2000V 0.002% Acc.	£250.00
HEWLETT-PACKARD 3439A + 3445A AC/DC D.V.M.	£250.00
SOLARTRON 1420 D.V.M. 4 Digit Acc. 0.05%	£170.00
<b>METERS</b>	
ADVANCE VM.78 Millivolt Meter. 0.001V-800V 12 ranges	£80.00
AD-YU 405H Precision Phase Meter Freq. 8Hz-500KHz	£125.00
B & K Heterodyne V/Meter. 100KHz-230MHz Sens. 2 $\mu$ V-50V	£400.00
H.P. 430C + 477B Power Meter. 5 Ranges. 0.01-10mW. Freq. 10MHz-10GHz	£115.00
LEVEL TM6B Valve V/Meter. 50 $\mu$ V-500V f.s.d. Battery Op.	£100.00
MARCONI TF.2604 Electronic V/Meter 20Hz-1500MHz	£225.00

<b>OSCILLOSCOPES</b>	
MARCONI 2201 DC-30MHz Dual Trace Sens. 20mV-50V/cm	£200.00
TEKTRONIX 555 Dual Beam DC-33MHz MAIN FRAME ONLY	£250.00
TELEQUIPMENT S.43 DC-15MHz Single Beam	£95.00
TEKTRONIX PLUG INS: D.K.H.L.M.53/54B	FROM £50.00
TEKTRONIX PROBES: P.6075A.P.6011.P.6063A.P.6053B.P.6108.P.6105	FROM £15.00
<b>POWER SUPPLY UNITS</b>	
ADVANCE PMA.19 Var. P.S.U. 0-7V 10A. Modular Type	£30.50
ADVANCE PMA.20 0-7V 20A. Unmetered modules. NEW	£65.00
A.P.T. SCV.31EI 50V-100V 1.5 Amps	£22.50
GRESHAM 10/5 P.S.U. I/P 240V. O/P 5V 10 Amp. NEW	£50.00
SOLARTRON 767.2 P.S.U. 0-50V 1 Amp	£35.00
WEIR 300-1 0-25V 0-0.5 Amp. Current Limit 1 Amp	£25.00
<b>POTENTIOMETER</b>	
CAMBRIDGE—Portable Range 0-20mV; 0-100mV	£85.00
<b>SIGNAL SOURCES</b>	
ADVANCE H.1 OSCILLATOR 15Hz-50KHz. O/P Voltage 20V	£60.00
ADVANCE SG.88 V.L.F. 0.005Hz-50Hz	£100.00
ADVANCE J1B A.F. Sig. Gen. 15Hz-50KHz	£65.00
ADVANCE J4 Sig. Gen. 10KHz-600KHz Imp. 500 ohms	£50.00
AIRMEC 304 Oscillator. 60KHz-100MHz in 9 bands	£135.00
FEEDBACK WG.300 Function Generator. 0.001Hz-1KHz	£150.00
HEWLETT-PACKARD 608D Sig. Gen. 10-420MHz in 5 Ranges	£350.00
HEWLETT-PACKARD 608F Sig. Gen. 10-455MHz in 5 Bands	£500.00
HEWLETT-PACKARD 200CD Oscillator 5Hz-600KHz O/P 10V	£200.00
MARCONI TF.1101 Audio Oscillator 20Hz-200KHz in 4 R.	£120.00
MARCONI TF.1370 R.C. Oscillator 10Hz-10MHz Sine Wave in 6 Ranges	£150.00
NAGARD 5002C Range 0.1 $\mu$ S-1Sec. O/P 50V Pulses	£75.00
SOLARTRON GO.1377 Pulse Gen. 10Hz-1MHz	£95.00
WAVETEK 185 LIN/LOG SWEEP GENERATOR 0.001Hz-5MHz	£450.00
<b>RECORDERS</b>	
B & K 2305 Level Recorder. Freq. 2Hz-200KHz	£800.00
HONEYWELL 520 X-Y Plotter. 0.05mV-25V/cm	£350.00
KENT MK.3 STRIP CHART RECORDER 6 Point	£100.00
MOSELEY (H.P.) 135 X-Y PLOTTER. 16 Calibrated Ranges	£250.00
<b>MISCELLANEOUS</b>	
CALMIC C.51 PILOT DRYER Temp. Amb-150°C	£225.00
CAWKELL 1470 VARIABLE BAND PASS FILTER 1.9Hz-21KHz VARIOUS TEMPERATURE OVENS AVAILABLE	£65.00
<b>MICROWAVE</b>	
MARCONI 6004/4 MICROWAVE MIXER 7-10GHz	£30.00
MARCONI XT.15/16 MICROWAVE TRANSFORMER 15-16WG	£15.00

*Hundreds more items in stock!*




**MARTIN ASSOCIATES**  
34 Crown Street  
Reading  
Berks. RG1 2SE  
Tel. Reading (0734) 51074


WW-054 FOR FURTHER DETAILS

## LOWE ELECTRONICS LTD.

119 CAVENDISH ROAD, MATLOCK, DERBYSHIRE  
TEL. 0629 2430 OR 2817. TELEX 377482 LOWLEC G



New Model



£389

CS1352 DC—15MHz and 2mV/CM AND portable AC/DC/Internal battery

### TRIO OSCILLOSCOPES


The Trio range of oscilloscopes offer top quality at moderate cost. The brief specifications show the performance features which have made these oscilloscopes firm favourites in all parts of the world, with bandwidths to 30 MHz and sensitivities down to 1mV/cm on 130 mm screens. Prices are very realistic and we try to ensure that delivery is ex-stock at all times — quite a change these days.

#### CS-1570 130mm DUAL TRACE TRIGGERED SWEEP OSCILLOSCOPE

£512 + 8% VAT including two X10 Full Bandwidth Probes

- 130mm mesh PDA
- DC-30MHz/5mV
- Delay line
- Auto level triggering
- Display modes (CH1 CH2 DUAL ADD)
- Trigger modes (AC LF HF REJ DC)

<b>■ SPECIFICATION</b>	
Bandwidth	DC to 30MHz (-3dB)
Deflection factor	5mV/div to 5V/div
Input R.C.	1M $\Omega$ , 24pF
Risetime	11.7nsec
Overshoot	Better than 3%
Signal delay	160nsec
Polarity	CH2 can be inverted
Sweep time	0.2 $\mu$ s/div to 0.5s/div
Magnifier	x 5
Linearity	Better than 3%
Calibrator	0.5Vpp (1kHz square wave)
Intensity modulation	More than 5Vpp
Phosphor	P31
Power	AC 100/120/220/240V 50/60Hz, 25W
Dimensions	W260 x H190 x D375 (mm)
Weight	




**CS 1575**  
Unique 4 function audio analysis scope. Shows not only two channels but also phase relationship between them.  
DC-5MHz 1mV/CM  
A must for the audio engineer/repairman

£288

Also available  
CS1560A 15MHz £352  
CS1562 10MHz £290  
And many more items of Trio Equipment 55p for full catalogue and price list

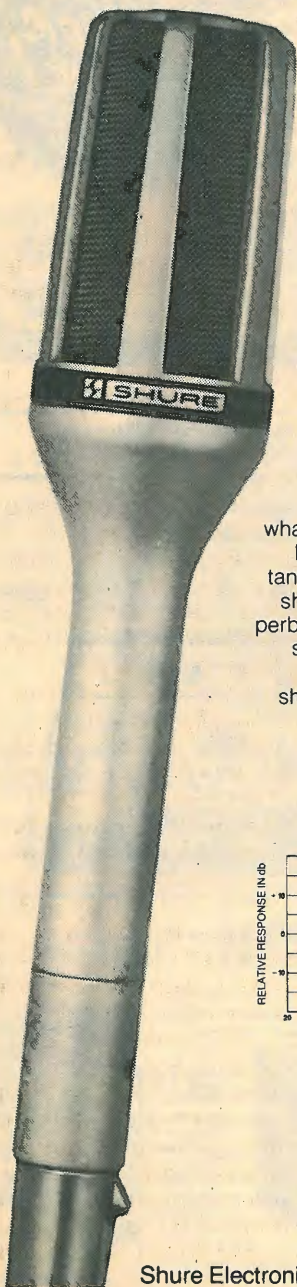
FOR FULL DETAILS ON THESE AND OTHER MODELS, CONTACT THE SOLE AGENTS, LOWE ELECTRONICS

WW-090 FOR FURTHER DETAILS



# fact: you can choose your microphone to enhance your sound system.

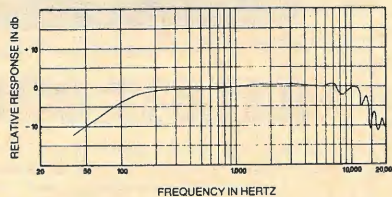
Shure makes microphones for every imaginable use. Like musical instruments, each different type of Shure microphone has a distinctive "sound," or physical characteristic that optimizes it for particular applications, voices, or effects. Take, for example, the Shure SM58 and SM59 microphones:



## SM59

**Mellow, smooth,  
silent...**

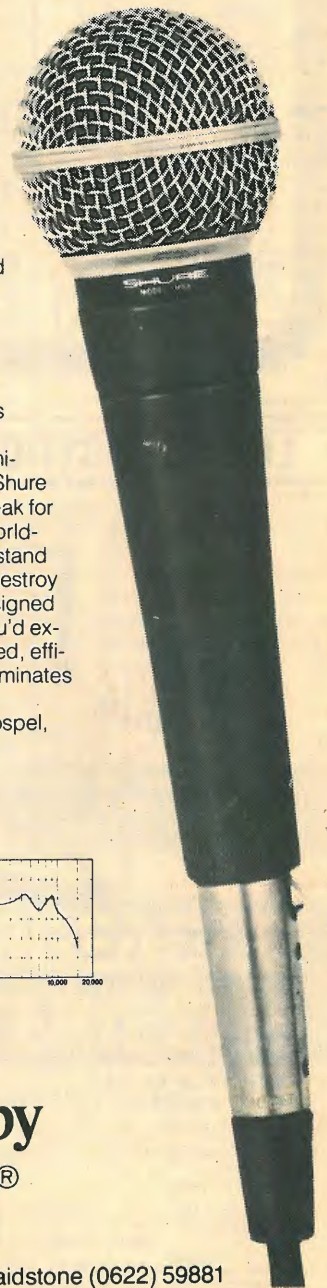
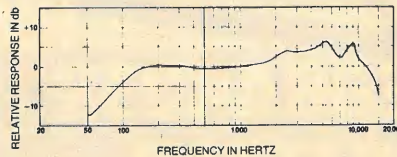
The SM59 is a relatively new, dynamic cardioid microphone. Yet it is already widely accepted for critical studio productions. In fact, you'll see it most often where accurate, natural sound quality is a major consideration. This revolutionary cardioid microphone has an exceptionally flat frequency response and neutral sound that reproduces exactly what it hears. It's designed to give good bass response when miking at a distance. Remarkably rugged—it's built to shrug off rough handling. And, it is superb in rejecting mechanical stand noise such as floor and desk vibrations because of a unique, patented built-in shock mount. It also features a special hum-bucking coil for superior noise reduction!



## SM58

**Crisp, bright  
"abuse proof"**

Probably the most widely used on-stage, hand-held cardioid dynamic microphone. The SM58 dynamic microphone is preferred for its punch in live vocal applications... especially where close-up miking is important. It is THE world-standard professional stage microphone with the distinctive Shure upper mid-range presence peak for an intelligible, lively sound. World-renowned for its ability to withstand the kind of abuse that would destroy many other microphones. Designed to minimize the boominess you'd expect from close miking. Rugged, efficient spherical windscreen eliminates pops. The first choice among rock, pop, R & B, country, gospel, and jazz vocalists.



professional microphones...by

**SHURE**®

Shure Electronics Limited, Eccleston Road, Maidstone ME 15 6AU—Telephone: Maidstone (0622) 59881

# wireless world

## The death delivery business

**Editor:**

TOM IVALL, M.I.E.R.E.

**Deputy Editor:**
PHILIP DARRINGTON  
Phone 01-261 8435
**Technical Editor:**
GEOFFREY SHORTER, B.Sc.  
Phone 01-261 8443
**Projects Editor:**
MIKE SAGIN  
Phone: 01-261 8429
**Communications Editor:**
RAY ASHMORE, B.Sc., G8KYY  
Phone 01-261 8043
**Drawing Office Manager:**

ROGER GOODMAN

**Production:**

D. R. BRAY

**Advertisement Controller:**

G. BENTON ROWELL

**Advertisement Manager:**
BOB NIBBS  
Phone 01-261 8622
**DAVID DISLEY**

Phone 01-261 8037

**Classified Manager:**
BRIAN DURRANT  
Phone 01-261 8508 or 01-261 8423
**BARRY LEARY (Classified Advertisements)**

Phone 01-261 8508

**JOHN GIBBON (Make-up and copy)**

Phone 01-261 8353

**Publishing Director:**

GORDON HENDERSON

WITH ADMIRABLE candour the editor of *Jane's Weapon Systems* reminds us what the real purpose of military equipment is. In the foreword to the latest edition of the book he says: "Since death is one of the design criteria of much of the hardware that is the subject matter of this book, it would be coy to the point of dishonesty to eschew the use of the word." If one did not know already, this thousand-page, four kilogram, £27.50 glossy catalogue of aberrant ingenuity would be a most effective demonstration of how this design criterion has come to depend more and more on electronics. We are in the business of the delivery of death. There is no need to elaborate on the communication and control systems used, for many of our readers know about them intimately. They design and make them. In Britain alone over half a million people get their living from military manufacturing and, of these, several tens of thousands are producing the electronic equipment. Over the past few years military electronics business has been growing at the rate of about 30 per cent per annum, and there have been great rejoicings in the halls of Decca, EMI, Ferranti, GEC-Marconi, Plessey, Racal and the many others dependent on them. Thanatos rules OK.

To judge from their public announcements, the managements of these companies are far from suffering any misgivings about this side of their activities – though they can sometimes be coy about revealing exactly who the customers are. They must be delighted by the latest "scenario" by the military analysts – *World War 3: A Military Projection Founded on Today's Facts* (Hamlyn). And the engineers, technicians and production people all seem happy in their work, for the death delivery business provides a good steady job for some and a permanent intellectual challenge for others. For the continuing obsolescence of the

electronic systems is guaranteed by the arms race.

It must be that all these honest citizens are not really aware of what they are doing. Most of us, especially the younger ones, have not had the experience of seeing human beings torn into mutilated corpses by high explosives. Those of us who are not stupid or callous simply avert our eyes mentally. Or we employ the well established human trick of rationalizing and justifying what are basically irrational and unjustifiable motives – in this case fear and greed – by appeal to the abstractions and dogmas of politics, economics, patriotism or even religion. Or we are Captain Ahab: "All my means are sane: my motives and object mad."

But apart from the attitudes of individuals, ranging from indifference to fanaticism, what keeps this deadly trade going is an almost organic intercourse between the electronics firms and the military. A corruption case in 1978 gave point to it. The UK's Electronic Engineering Association, for example, might as well be a department of the War Office (now evasively called the Ministry of Defence). In his television series *The Age of Uncertainty* J. K. Galbraith described it in these words: "The military forces in each country exist in a symbiotic relationship with those who develop and manufacture the arms. Each lives off the other, each contributes to the other's growth, and the United States is then locked into a symbiotic relationship with the Soviet Union, and vice versa. In this relationship, each country, by the weapons it invents and acquires, provides the need for the other power to do likewise, and more. Each works with the other to ensure that the competition is self-perpetuating. No faith sustains this competition. It is a trap, and mankind is its victim."

And we in electronics are perfecting the trap.

# Low-cost satellite receiving techniques

Direct television reception from satellites depends on low-cost reception equipment

by Pat Hawker

If direct television broadcasting from satellites is to be a reality, domestic receivers and aerials must be designed with reasonable cost and ease of installation in mind. The signal power at the aerial would be rather less than was originally envisaged, raising the question of noise and aerial gain. A design put forward by NHK in Japan is discussed.

FOR ANY NEW SYSTEM of broadcasting to succeed, it is a basic requirement that high-cost elements should be confined to the broadcaster rather than distributed among millions of receiving installations. For direct broadcasting from satellites to succeed, the picture in the home must be of good quality, and must relate to the costs of conventional terrestrial broadcasting reception, including receiver and aerial costs and installation and maintenance charges.

Set-makers have in the past coped effectively with the repeated demand by the frequency spectrum planners to use higher and even-higher frequencies. Radio broadcasting began around 1 MHz and soon involved 'Empire' services between 6-16MHz. Early high-definition television called for 40 MHz reception, the coming of Independent Television (ITV) in 1955 in Band III put television in the region of 200 MHz, and the 625-line UK colour services have raised the limit to 470-850 MHz. Yet never before has a single increase spanned so many octaves as would the introduction of 12GHz satellite television.

Furthermore, the World Agreement has placed an unexpectedly severe limit on permissible power flux. At  $-103$  dBW/m<sup>2</sup> this is some 2dB lower than had been widely expected, and very much lower than the early visionaries had assumed.

Indeed, the 'down-link' (satellite-earth) is significantly more demanding in its requirements for good receiving installations than is the 'up-link' (earth-satellite) where cost is of far less importance.

The limiting factors in satellite reception are the aerial gain and thermal noise (noise temperature) of the receiver. Both the net gain of an aerial and the noise temperature of the system are usually referred to, or measured at,

the input to the receiver. It must be appreciated that the aerial receives unwanted noise energy from the sky and that this increases rapidly at low angles of elevation. Ideally, the first stages of a receiver should have not only a low noise temperature (often defined in terms of noise factor) but also sufficient gain to reduce to an insignificant value the noise contributions of succeeding stages.

For the receiver designer, a significant advantage of space broadcasting would be the relative uniformity of signal strength; generally there would be much less variation than is common with terrestrial v.h.f./u.h.f. networks. If all broadcasts on Band VI were transmitted from space, the dynamic range of the receiver could be relatively small. There would also be fewer 'multipath' problems.

## G/T requirements

The performance of a satellite receiving installation is often specified by the gain-to-noise temperature ratio ( $G/T$ ) with both factors referred to the input of the receiver. Since  $T$  is a function of elevation angle of the aerial and  $G$  is a function of the frequency, both should be specified or clearly understood when considering a  $G/T$  figure-of-merit. The figure-of-merit may clearly be held to be a specific figure for a higher system noise temperature by increasing the gain of the aerial; or, for a lower gain aerial, by reducing the system noise temperature.

It may be noted that the original Intelsat specification for earth stations costing in the region of £1-million or more required the following performance:

$$G/T \geq 40.7 + 20 \log_{10} f/4$$

and

$$G \geq 57 + 20 \log_{10} f/4$$

In the 4GHz band this implied that, with an aerial net gain of 57.7dB (which could be achieved with a parabolic aerial of 85ft diameter) the earth station noise temperature of the receiver would not exceed 50°K. Of this 50°K, possibly 20°K might be contributed by a cooled parametric amplifier and up to 30°K by the aerial at the working elevation. It will be appreciated that such performance was close to the 'state-of-the-art' in the 1965-70 era, and parabolic aerials

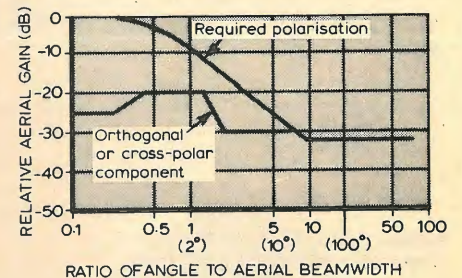


Fig. 1. The CCIR template showing the reference patterns for minimum directivity characteristics of domestic community receiving aerials for satellite broadcasting. Maximum discrimination against the cross-polar component is required at the centre of the beam where an aerial gain of some 33dB is specified.

of about 100ft diameter were commonly used. For rebroadcast and distribution systems, a  $G/T$  ratio of the order of 15-20dB may be needed.

## 12 GHz aerials

Such high  $G/T$  ratios are unnecessary for domestic and/or community reception. For the 11.7-12.5 GHz band with a power flux of  $-103$  dBW/m<sup>2</sup> a  $G/T$  of 6dB/K<sup>-1</sup> will provide satisfactory colour television pictures at the outer edges of the service area.

This suggests that an aerial with a parabolic reflector of slightly less than 1m diameter would be required with a receiver noise factor of about 8dB. Within the United Kingdom arrival angles of a signal from a satellite positioned at 31°W would vary from about 27° in the south-west of England to about 17° in the Shetland Islands.

The effective gain of a parabolic aerial depends upon the profile accuracy of the paraboloid; in practice, it is usually accepted that there can be departures of up to one-tenth wavelength without significant deterioration of gain and directivity. However, at 12GHz a wavelength is only 0.025m; so, the profile tolerance is preferably of the order of  $\pm 0.0025$ m or better from true paraboloid — a figure demanding care in construction and installation, and protection of the surface skin against deformation and pitting during its useful life.



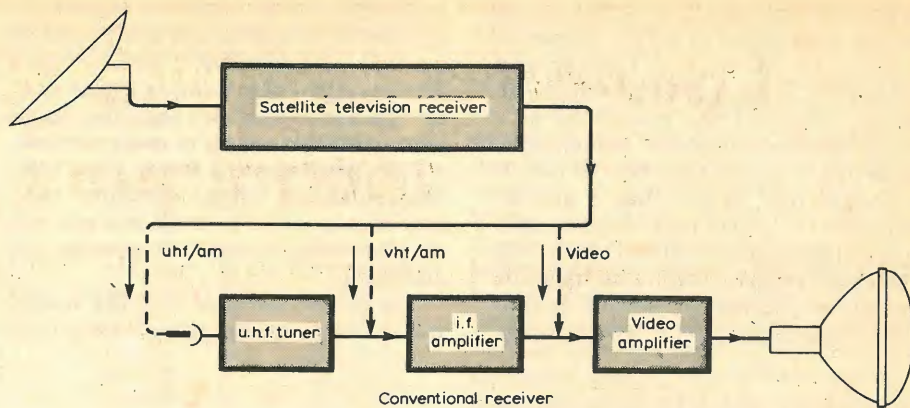
The receiving aerial also needs to be pointed towards the satellite with an accuracy better than 0.5°. When the figure is related to an average domestic u.h.f. aerial it will be appreciated that installations will require a high degree of care. Fortunately, however, provided that a means of adjustment is provided, it should prove possible to line-up an aerial by observing the picture, rather than by dead reckoning. The waveguide feed for a small parabolic aerial is complicated by the decision to use circular polarisation. However it will not be necessary to seek 'height-gain' for satellite receiving aerials; typically, an installation could be wall-mounted, and with a fairly simple provision for fine adjustment.

With an elevation of 24° in the London area, it should not be difficult to achieve a clear 'line-of-sight' towards the distant satellite; though lower apartments in any heavily built-up area might in a few cases present problems. The surface of a metallised parabolic aerial in an urban or coastal environment will almost certainly require protection, but it has been suggested that, for example, the paraboloid might be enclosed in polythene sheeting which could be renewed when necessary.

No matter how effectively the receiving aerial may have been designed, or how carefully it may have been packed and transported, the long-term performance will depend on the care with which it is installed. The construction and mounting must be capable of withstanding the effects of wind and weather, including any possible warping or structural changes throughout the estimated operational life.

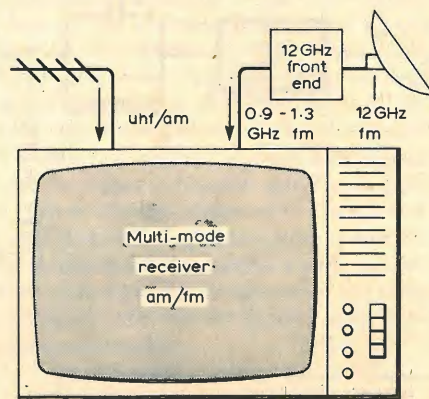
The 'view' of the satellite must be unobstructed; while there will be few places in the UK where the natural topography is likely to cause screening, this may be a serious problem among large buildings or tall trees. Even where the power flux density is sufficient to permit the use of individual aerials, there will clearly be advantages in providing community systems, each with one master aerial and with associated front-end serving a number of installations. Distribution could be at the video baseband, h.f./a.m., v.h.f./a.m., or u.h.f./a.m. or 1.2GHz/f.m., etc. A possible source of interference is harmonic radiation from domestic microwave ovens.

The economics of the mass-market make it essential that the manufacture of any consumer aerial should be easy and straightforward. Aerials should be designed for easy packing and carriage, and reasonably priced. They should be suitable for assembly, erection and alignment by a rigger to a time-scale of the order of 30-60 minutes, offer low resistance to winds and perform without excessive degradation in the presence of snow or ice. It is likely that the cost of installing a small parabolic aerial (0.6-1m diameter) of effective perform-



**Fig. 2.** There is a number of basic receiver configurations which could be adapted to interconnect a 12GHz f.m. receiver / adaptor with a conventional u.h.f. / a.m. receiver. An adaptor providing a u.h.f. / a.m. output could be connected directly to the aerial socket of an existing receiver. Alternatively, an output at the i.f. of the main receiver could feed into the i.f. amplifier section. Output at video frequency would be attractive in reducing spurious signals but would require the provision of an 'isolated' socket, possibly using an optical coupling arrangement.

**Fig. 3.** The development of multi-mode television receivers, capable of accepting an f.m. signal between, say, 0.9-1.3GHz would provide one of the more attractive configurations for domestic satellite receivers.



ance at 12GHz would be several times that of a conventional service-area u.h.f. receiving aerial. Also, of the two, the paraboloid might deteriorate the more rapidly.

During the Canadian 'Hermes' experiments, a 60cm dish aerial and NHK-NEC receiver achieved good results inside a building, "seeing" the satellite from behind a double-plated window. The windows attenuated the signal by about 2dB. An "attic" experiment was unsuccessful.

**12 GHz front-ends**

The development (for other applications) of effective microwave solid-state techniques which appear to lend them-

selves reasonably well to quantity production techniques, makes it possible to contemplate with some confidence a generation of 12GHz receivers. Perhaps the most daunting requirement is a low-cost reasonably stable and spectrally pure microwave 'source' to provide the local oscillator. Fortunately, in the early 1960s, the British scientist J.B. Gunn discovered that certain diodes can be caused to oscillate at s.h.f. The stability of these can be improved with a high-Q cavity. More recently, progress has been made in the development of microwave transistors, such as the gallium arsenide (GaAs) field-effect devices.

For a 12GHz 'front-end' adaptor the power output of the local oscillator needs to be only a few milliwatts but, unless automatic frequency correction is employed, the frequency must be stable within about ±0.1MHz.

The UK has been assigned channels 4, 8, 12, 16 and 20, so a tunable converter would need to cover a tuning range of some 400 MHz. However, it is likely that the microwave oscillator would be fixed in frequency; channel selection would be achieved by varying the first intermediate frequency with a.f.c. applied to the second oscillator. It has been suggested that the first i.f. for a 12 GHz satellite receiver would be in the region of 1200 MHz and a second i.f. about 140 MHz. Both these frequencies are close to amateur service allocations (with high local field strengths in residential areas). Gunn diodes could be manufactured economically in large quantities, also low-cost forms of high-Q cavities would seem feasible. An alternative approach would be to use a crystal-controlled chain, or, rather more promising (since higher fundamental frequencies are possible), a surface acoustic wave oscillator. If the cost of Varactor diode multipliers, step-recovery diodes and microwave GaAs field-effect-transistors fall, it may become possible to produce relatively stable microwave sources within the cost-range of consumer equipment.

Until recently the possibility of providing an effective 12GHz low-noise signal amplifier at acceptable consumer prices would have seemed remote, and most tentative designs have been based on feeding the signal directly to a diode

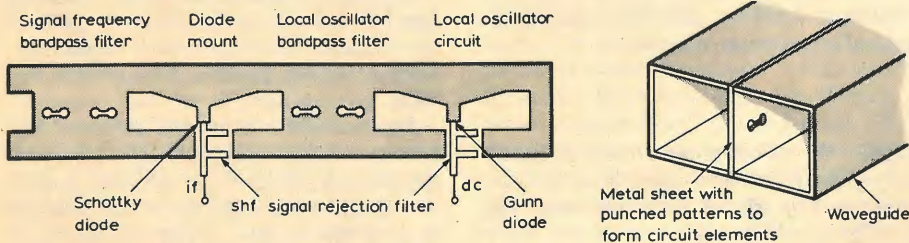
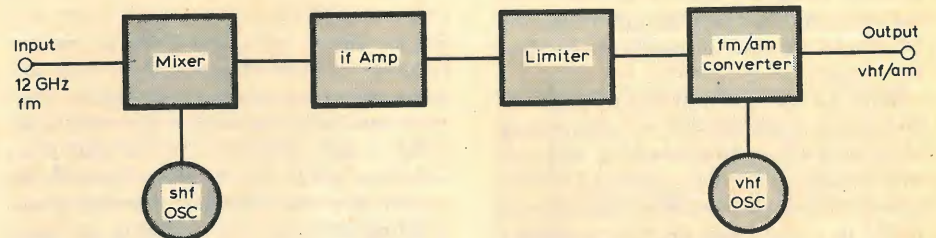
mixer, with the object of achieving an overall noise figure of 6-8 dB. However, continuing advance in bipolar and field-effect microwave transistors no longer rules out the possibility of a signal frequency amplifier, reducing the noise figure to perhaps 4-6dB or less. It is notable that, in less than a decade, estimates of 12GHz noise figures have dropped from about 12dB to about 7dB. The constructional technique based on a single planar metallic sheet with suitable simple cut-outs, etc., would appear

to present few problems to mass production. Such approaches would enable quantity-production of 12GHz converters which could be attached directly to the aerial feed waveguide; such methods would appear to make possible a G/T figure-of-merit better than 7dB, with sufficient 'image rejection' etc., and would leave a small margin for deterioration or less-than-precise installation.

The power levels of satellite transmission currently make frequency-

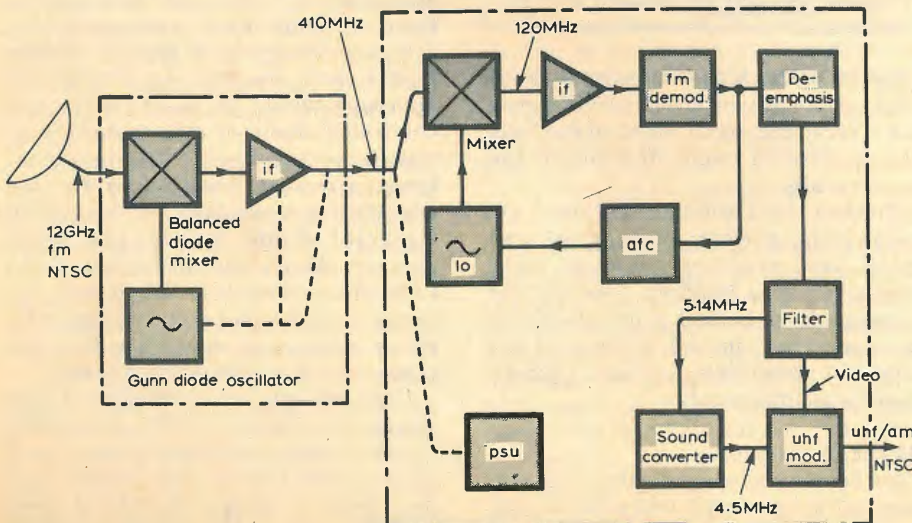
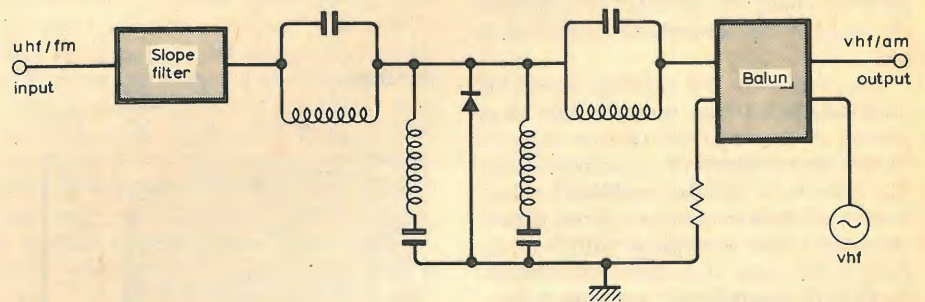
modulation a virtual necessity; the satellite adaptor would need to provide an output either at video frequency or as an amplitude-modulated u.h.f. signal, or be incorporated in a complete multi-mode receiver. In practice it seems more likely that a special a.m./f.m. television receiver would be developed which would accept a.m. signals at Bands IV and V (and possible Bands I and III) and f.m. signals from the 12 GHz converter over the range 0.9-1.3 GHz. Many configurations for domestic or small-

**Fig. 4. Block outline of the experimental NHK 12GHz satellite front-end developed with a view to providing a low-cost approach. The 12GHz converter, using a Schottky diode mixer and Gunn diode oscillator, has a planar circuit mounted in a short section of waveguide with all circuit elements fabricated by pressing or etching, and with no precision machine processing. A very simple form of f.m. / a.m. conversion provides an output at v.h.f.**



**Fig. 5. Details of the 12GHz converter with planar circuit developed by NHK for an experimental low-cost satellite receiver. In essence it is a metal sheet with patterns punched-out to form circuit elements. A laboratory unit has a claimed noise figure of 4.5dB and conversion loss of 3.4dB.**

**Fig. 6. Circuit diagram of the simple form f.m. / a.m. converter used in the experimental NHK low-cost design. This provides a v.h.f. / a.m. output suitable for use with a conventional television receiver.**



**Fig. 7. Block outline of the satellite receiver developed by Mullard Research Laboratories (now Philips Research Laboratories) and demonstrated in Canada, receiving 525-line NTSC transmissions from the Hermes satellite. This uses a Schottky-diode balanced mixer in the microstrip form followed by a 40dB u.h.f. amplifier. In the second unit the signal is demodulated and then remodulated to provide a u.h.f. / a.m. output. An automatic frequency control loop in the second unit can function over a band of  $\pm 5$ MHz to compensate for frequency variation in the Gunn diode s.h.f. local oscillator.**

community distribution systems are possible.

**NHK 12 GHz f.m. receiver**

One of the most interesting designs for a 12GHz f.m. receiver yet to appear stems from the NHK Technical Research Laboratories in Japan. This provides a high-sensitivity microwave receiver using circuits and constructional techniques which make it attractive for quantity production at low cost. Fig. 4 shows the block diagram. The 12GHz converter uses a planar circuit mounted in a short section of waveguide with all circuit elements made by pressing or etching, so eliminating the need for precision machine processing. It is claimed to result in a down-converter with a Q value several times that of a filter in a conventional microwave integrated circuit. The metal sheet can be of the order of 0.3 to 0.5 mm in thickness. The Schottky mixer diode serves as the impedance matching between high-impedance waveguide and the diode which is directly mounted on the planar circuit. A Gunn diode is used as the local oscillator.

The receiver also incorporates a low-cost f.m./a.m. converter to allow the 430 MHz output to be fed directly to the aerial socket of a u.h.f. a.m. receiver without any video and sound amplifier and modulator. In effect, this f.m./a.m. converter uses the non-linear characteristic of the mixer diode to produce amplitude variation of the output signal proportional to the f.m. deviation of the input signal.

A laboratory unit has a noise figure of 4.5dB, conversion loss of 3.4dB, bandwidth of 100MHz, differential gain 5 per cent or below, and differential phase of 2° or less. The achievement of such a low noise figure without an s.h.f. amplifier is remarkable.

A receiver developed by NEC from the original NHK design was shown in London at IBC '78, and performance claims were met during the Canadian experiments.

**MRL satellite receiver**

A design developed at the Mullard Research Laboratories (now known as Philips Research Laboratories) in conjunction with Philips, Eindhoven, adapted for 525-line NTSC system, was one of a number of models demonstrated with the CTS 'Hermes' satellite tests during 1976. These receivers used 1.6 or 1.2m parabolic aerials of metal-coated, glass-reinforced, polyester plastic construction. As with the NHK receiver, they have been designed for linearly polarised signals and would need to be preceded by an orthogonal mode-transducer in order to operate with circular polarisation.

Figure 7 shows the basic arrangement of the MRL converter. To frequency-change from 12GHz to 410MHz a microwave unit, mounted close to the aerial, uses a Schottky-diode balanced

**Table showing correspondence between channel numbers and assigned frequencies for the 12GHz satellite broadcasting band.**

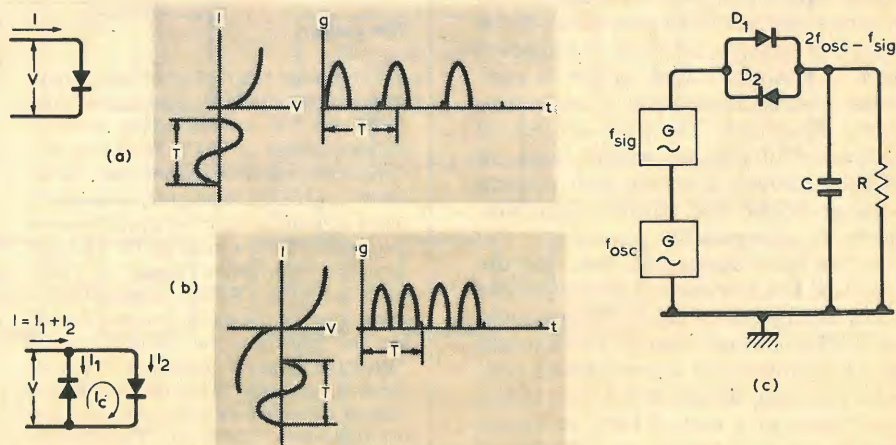
Channel No.	Assigned Frequency (MHz)	Channel No.	Assigned Frequency (MHz)
1	11717.48	21	12111.08
2	11746.66	22	12130.26
3	11765.84	23	12149.44
4	11785.02	24	12168.62
5	11804.20	25	12187.80
6	11823.38	26	12206.98
7	11842.56	27	12226.16
8	11861.74	28	12245.34
9	11880.92	29	12264.52
10	11900.10	30	12283.70
11	11919.28	31	12302.88
12	11938.46	32	12322.06
13	11957.64	33	12341.24
14	11976.82	34	12360.42
15	11996.00	35	12379.60
16	12015.18	36	12398.78
17	12034.36	37	12417.96
18	12053.54	38	12437.14
19	12072.72	39	12456.32
20	12091.90	40	12475.50

**Note:** UK channels are 4, 8, 12, 16 & 20. orbit position 31° W, polarisation left hand circular.

**Proposed broadcast satellite parameters for the frequency band 11.7-12.5GHz**

Type of modulation	fm
Number of lines	625
Sound sub-carrier frequency	6MHz
Peak-peak deviation	13.3MHz
Peak deviation of sound sub-carrier	50kHz
Receiver equivalent rectangular noise bandwidth	27MHz
Angle of elevation	15° 40'
Luminance signal-unweighted noise for 99% of worst month	34dB 33dB
Sound signal weighted noise ratio for 99% of worst month	51dB 50dB

**Fig 8. (a) Basic arrangement of conventional diode mixer. (b) The anti-parallel diode pair harmonic mixer. (c) Basic form of the harmonic mixer. Cohn et al. have all shown that harmonic mixing not only reduces the frequency of an s.h.f. local oscillator, but also reduces the effect of oscillator noise side-bands and provides inherent self-protection against diode burn-out. However, careful selection of diode pairs is needed to obtain the full benefits. Total conversion loss can be comparable to that achieved with similar diodes with fundamental mixing.**



mixer in microstrip form, followed by a 40dB u.h.f. amplifier. An 11.7GHz Gunn-diode local oscillator provides about 10mW output. It is stabilised by an aluminium cavity, integral with the converter, and with dielectric temperature compensation to keep the output accurate to within  $\pm 5$ MHz. This is within the range of the automatic frequency control system applied to the second local oscillator in the main unit located alongside the standard receiver. This second unit has an i.f. of 120MHz and is demodulated to the video baseband before remodulation with a.m., together with the associated sound channel. The noise figure is about 7dB, and, when used with a 1.6m parabolic aerial (43dB gain), can provide good reception from a received signal of about  $-105.5$ dBW with a receiver bandwidth of 36MHz. The tests underlined the practical importance of the additional signal attenuation which results from heavy rain.

Such a design would appear especially suitable for small community systems.

**Harmonic mixing**

The problems presented by a simple diode mixer include the unavoidable conversion loss, local oscillator radiation and 'image' reception. While these problems can be reduced by careful choice of diode, by the use of a double-balanced configuration and by choice of i.f., not all such refinements lend themselves readily to low-cost consumer equipment. An arrangement which might offer attractions for this application is harmonic mixing with an anti-parallel diode pair.<sup>1</sup>

Harmonic mixing offers the advantage of a lower frequency 'source' with consequent easing of stability problems. However, in most arrangements it results in conversion loss 3-5dB greater than that of fundamental mixing. The anti-parallel diode configuration reduces conversion loss by suppressing the fundamental mixing products and results in a lower noise figure by reason of the suppression of local oscillator noise sidebands. It also suppresses direct video detection and provides in-

herent self-protection against diode burn-out.

These properties do not depend on the use of either filters or balanced circuits using hybrid junctions. However, careful selection of matched diode pairs is necessary to obtain the full advantages. Experimental harmonic mixers, reported by Cohn, Degenford and Newman have used a pair of GaAs Schottky barrier diodes shunt-mounted across a slot line. In one experiment an existing microstrip mixer was modified to accommodate a series-mounted anti-parallel diode pair to evaluate second-harmonic mixing at 12GHz using a 7GHz local oscillator. An 8dB total conversion loss was comparable with that achieved when using fundamental mixing at 12GHz, although no attempt was made to optimise the signal and i.f. impedance matching.

It has yet to be determined whether harmonic mixing with anti-parallel diode pairs would be suitable for low-cost microwave receivers.

#### Receive filters

Since a low-cost satellite receiver will require to operate with physically small aerials and relatively unsophisticated techniques, it will be important to make the best possible use of the available signal power. In any receiving system, the effective noise performance can be improved by restricting the pre-detection bandwidth. This is normally done by matching the bandwidth of the intermediate-frequency amplifier to the signal bandwidth, using i.f. 'filters' such as the familiar single or double-tuned i.f. transformer or, its modern equivalent, the surface-acoustic-wave filter.

With frequency modulation there is no simple definition of the bandwidth, since, theoretically, the sidebands extend to infinity. Thus, any bandwidth restriction involves some loss of higher-order sidebands, and so introduces a degree of non-linear distortion. The practical effects of such non-linearity are more noticeable in systems employing a sub-carrier for the transmission of the sound channel.<sup>2</sup>

A. N. Kent shows that, while bandwidth reductions may be expected to improve the received carrier-to-noise ratio in a satellite receiver, if the spectrum of the modulated carrier is restricted unduly, truncation gives rise to signal distortion. The first subjective indication of this is usually buzz on sound, although a visible beat pattern between sound and chrominance sub-carriers is also possible.

It has been suggested that, for the proposed UK standard of deviation, the -3dB bandwidth of the i.f. filter should be 27MHz, though clearly there might be a temptation for set-makers to consider reducing bandwidth a little below this figure, at a risk of buzz on sound and truncation 'noise' or differential phase and amplitude distortion.

To remove the effects of energy dispersal on the satellite transmission a suitable correction filter is necessary in the receiver.

#### U.h.f. reception

The Indian SITE experiment has shown that u.h.f. low-noise f.m. television receivers for satellite broadcasting do not present excessive design problems. However, since u.h.f. satellites are, in practice, likely to be used only in countries not already exploiting these bands for terrestrial broadcasting, it has been urged that more attention should be given to the development of receivers capable of providing reliable operation in difficult environments. Domestic and community receivers should be able to withstand the effects of heat, humidity, dust and insects. Poorly tropicalized circuit boards still give trouble, and some components are vulnerable to humid conditions; inductors and transformers at high voltage may suffer from 'green spot' corrosion or puncture; variable potentiometers may be affected by moisture; push-button switches by dust; springs by rust, heat and humidity; rubber deteriorates rapidly.

U.h.f. reception has the advantage of established low-cost, low-noise receiving techniques; however, it has the disadvantage that much larger aerial structures are required to obtain gains in excess of 20-25dB. For the SITE experiment, aerials with 3m diameter parabolic reflectors were used, constructed from expanded aluminium with a helical feed. Behind each aerial was a 'head-end' unit providing an i.f. output at 70MHz. A second 'tail-end' converter was used to demodulate the 70MHz f.m. signals to provide a video feed to the 22-in black-and-white receivers used in the Indian villages. The resulting video s:n ratio of about 45dB resulted in good subjective picture quality. The 3m u.h.f. parabolic aerials represented no major problem for community receivers but would be regarded as too large for domestic installations.

During the SITE experiments, successful reception of the 860MHz f.m.

signals was reported from Sheffield and Dublin<sup>3</sup> despite the effective radiated power being at least 30dB below that of the primary lobe. The free-space attenuation of the signals, with a vertical arrival angle of about 22° was of the order of 183dB and the field strength of the order of 3.3µV/m. Receiving aerial gains well in excess of 20dB were desirable (a 5ft dish at Sheffield had an estimated gain of 19dB) and low-noise first amplifiers were used.

Significant variations of signal strength were recorded by the station at University College, Dublin; partly due to local weather conditions, but also possibly due to variations of transmitter power.

Satellite transmitter power was 80W with 51dBW effective isotropic radiated power (e.i.r.p.) towards the coverage area (about 21dBW towards the UK).

#### Economic considerations

The technology for 12GHz reception in the home or for community distribution or as feeds for low-power broadcasting transmitters and transposers thus offers no insurmountable problems. It is, however, impossible to predict with any great degree of confidence how much more a combined v.h.f./u.h.f./s.h.f. a.m./f.m. television receiver would cost the viewer, or, for example, what would be the further cost if one of the five UK 12 GHz channels were to be used for a multiplicity of sound radio programmes. It is reasonable to suppose that, at 1977 values, the additional costs would not be less than £100 and might be as high as £250.

These figures, though substantial, amount to little more than some unfortunately-placed viewers might currently be prepared to pay for an elaborate aerial for a conventional u.h.f. receiver if there were no other way they could receive television programmes.

However, this possible scale of charges would appear differently to a viewer already receiving four u.h.f. television programme channels and perhaps one or two v.h.f. programme channels.

It is this financial factor, more than any other, that still casts a doubt on the implementation within the next decade of satellite broadcasting in the UK.

#### The author

Pat Hawker has held an amateur transmitting licence (2BUH, then G3VA) since 1936 and first contributed an article to *Wireless World* in 1941. Following wartime special communications work for the British and Dutch intelligence services he spent 20 years in technical publishing and journalism before joining the IBA Engineering Information Service in 1968. He is author of "Amateur Radio Techniques" and "A Guide to Amateur Radio" etc and took over the monthly column "World of Amateur Radio" in 1969. He became interested in the development of space communications while Communications Editor of *Electronics Weekly* in the mid-sixties.

#### References

1. Harmonic mixing with an anti-parallel diode pair Marvin Cohn, James E Degenford and Burton A Newman, *IEEE Trans on Microwave Theory and Techniques*, Vol MTT-23, No 8, August 1975 (see also *Automation and Remote Control (USSR)* Vol 19, April 1958, pp. 355 et seq.; *IRE Trans on Instrumentation*, Vol 1 9, No. 3, December 1960, pp.349/355 *IEEE Trans MTT*, March 1975; *IEEE Trans MTT*, May 1976).
2. A N Kent, 'Bandwidth optimisation in a direct satellite television broadcasting system'. *IEE Conference Publication* No 119.
3. Television from India, *Wireless World* March 1976 pages 68-70.

# A low-cost digital frequency meter

Frequency measurement to 200MHz with 1kHz resolution

by M. Tooley, B.A. and D. Whitfield, B.A.

This article describes a low-cost, 200MHz digital frequency meter having a 5½-digit readout with a resolution of 1kHz. The unit, which is designed for 'hands-off' operation and requires only power and signal inputs, is suitable for addition to existing equipment or may alternatively be used as an instrument in its own right. The entire circuit is assembled on a single printed circuit board, as shown on the front cover.

THE authors' aims were to construct a frequency meter which would operate up to 200MHz with a 1kHz resolution, have a high sensitivity (less than 100mV) and be easy to operate with a minimum of preset adjustments. It also had to use readily available components, operate from a single, unregulated power supply and be assembled on a single, compact printed-circuit board.

In order to build the meter with the minimum number of devices, the authors used a four-stage counter, a latch, a display driver i.c. and, although it was a t.t.l. design, a mixture of t.t.l., c.m.o.s.

and e.c.l. devices. The design philosophy was that of employing the best type of device for each particular circuit application, bearing in mind such factors as speed of operation, power consumption, ease of interfacing, and cost.

## Principles of operation

The block diagram of the frequency meter is shown in Fig. 1. The input signal is first amplified using a high-gain wideband amplifier, and then applied to a fast divide-by-four bistable arrangement. Since the input amplifier and pre-scaler both use e.c.l. devices, it is necessary to incorporate a level translator in order to interface correctly with the next stage, which is a high speed Schottky t.t.l. signal gate. The divided-down input signal is gated with a clock signal at 250Hz derived from a c.m.o.s. 1 MHz crystal oscillator and divider chain. Repetitive sampling is provided by means of a conventional astable oscillator using a timer i.c. A control logic arrangement is used to

produce reset, transfer and latch enable signals.

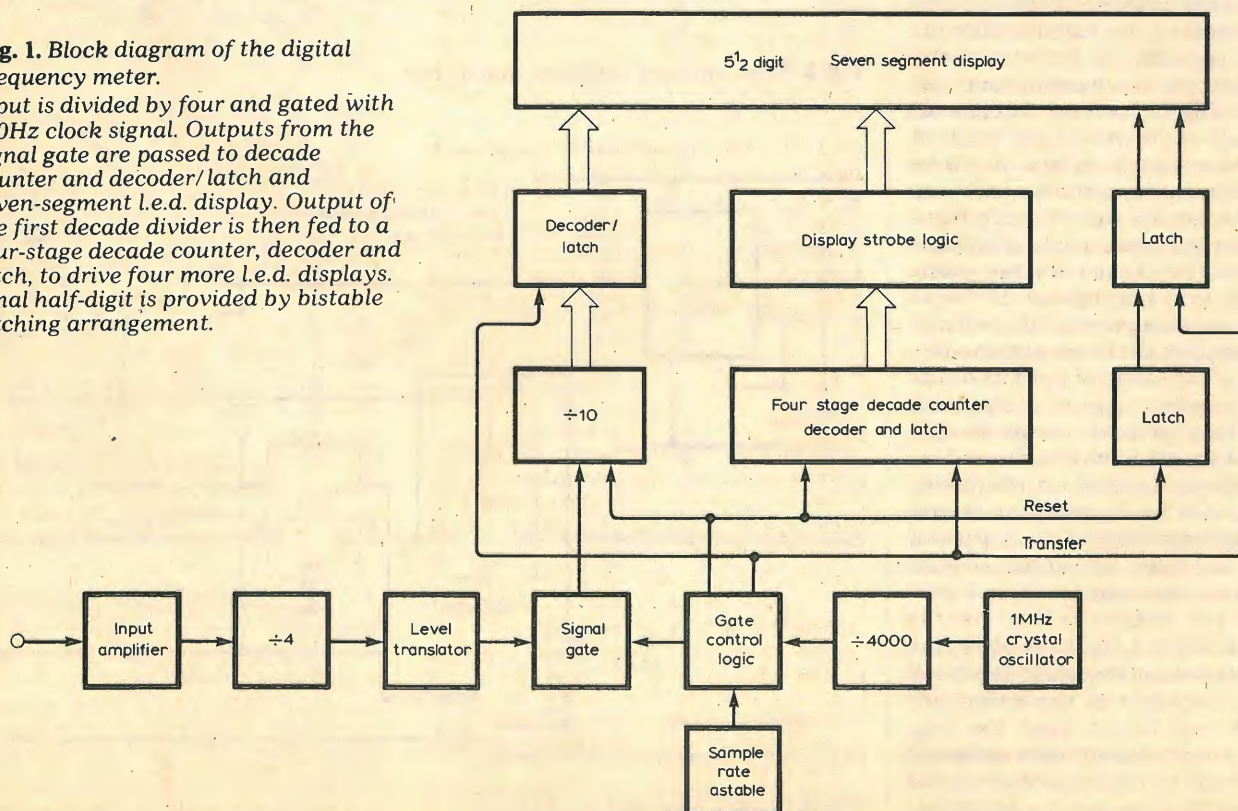
The output of the signal gate is passed to high-speed t.t.l. decade counter and conventional c.m.o.s. decoder/latch and seven-segment i.e.d. display. The output of the first decade divider is then fed to a four-stage t.t.l. decade counter, decoder and latch housed in a single i.c. package. This i.c.'s output is used to drive four further seven-segment i.e.d. displays directly, and these are strobed in sequence by means of a clock and logic incorporated in the i.c. The final "half" digit is obtained by means of a bistable latching arrangement which operates on the 'carry' output of the main divider. The last seven-segment indicator is wired so that it displays the value '1' when enabled by a 'carry' output.

## Input amplifier and prescaler

The amplifier and prescaler section of the counter comprises three distinct stages; the input amplifier, the prescaler and the level translator. The first stage

**Fig. 1.** Block diagram of the digital frequency meter.

Input is divided by four and gated with 250Hz clock signal. Outputs from the signal gate are passed to decade counter and decoder/latch and seven-segment i.e.d. display. Output of the first decade divider is then fed to a four-stage decade counter, decoder and latch, to drive four more i.e.d. displays. Final half-digit is provided by bistable latching arrangement.





the amplifier being over-sensitive at low frequencies, where external signals and noise may be a problem.

The prescaler uses an MC10231 e.c.l. dual high speed D-type flip-flop connected as two cascaded, divide-by-two stages to provide a prescaling factor of four. The output from the second stage of IC<sub>2</sub> is a signal of approximately 800mV peak-peak with an associated d.c. offset, and this signal is made t.t.l.-compatible by the action of Tr<sub>1</sub>.

For reliable operation the e.c.l. stages require a minimum supply voltage of approximately +5.1V. However, performance measurements indicate that optimum performance is achieved with a supply of approximately +5.6V. This value is a trade-off between increasing count rate and decreasing sensitivity with respect to supply voltage.

**Time standard oscillator and dividers**

A six-digit frequency counter incorporating a divide-by-four prescaler and providing a display resolution of 1kHz conventionally requires a signal sampling window of 4ms. To provide such a signal directly, to the required accuracy and stability, is impractical in this type of application. An alternative approach, using a higher frequency standard and a divider chain, has therefore been adopted. The circuit diagram is shown in Fig. 3.

A 1MHz crystal oscillator is used as a reference and the 250Hz signal required by the gate control logic is produced by dividing this down by 4000. The oscillator and divider circuits are comprised exclusively of c.m.o.s. logic in order to improve stability, guarantee stability, reduce power dissipation and reduce package count in comparison with equivalent t.t.l. or e.c.l. designs; all for a reduced component cost (see Refs. 5, 6 & 7).

The oscillator circuit uses a single inverter, IC<sub>3d</sub>, in a conventional feedback arrangement. The frequency of oscillation is set by the crystal, X<sub>1</sub>, and the fine frequency adjustment is provided by TC<sub>1</sub>. R<sub>14</sub> completes the d.c. path around the loop, while maintaining a high Q.

The output of the oscillator is buffered by IC<sub>3e</sub>, and then applied to the input of a 14-stage ripple counter, IC<sub>4</sub>, which is arranged, by using IC<sub>5</sub> to decode a count of 8000 and generate a reset pulse, to divide by 4000. The resulting waveform at Q12 has a mark:space ratio of approximately 1:1 and a p.r.f. of 250Hz.

**Control logic and signal gate**

It is the control logic and signal gate which bring together the otherwise isolated units to produce a digital frequency meter. The control logic sets the sampling rate of the instrument and performs all of the necessary housekeeping functions, ensuring, for example, that the display counters are all reset to zero before the input signal is

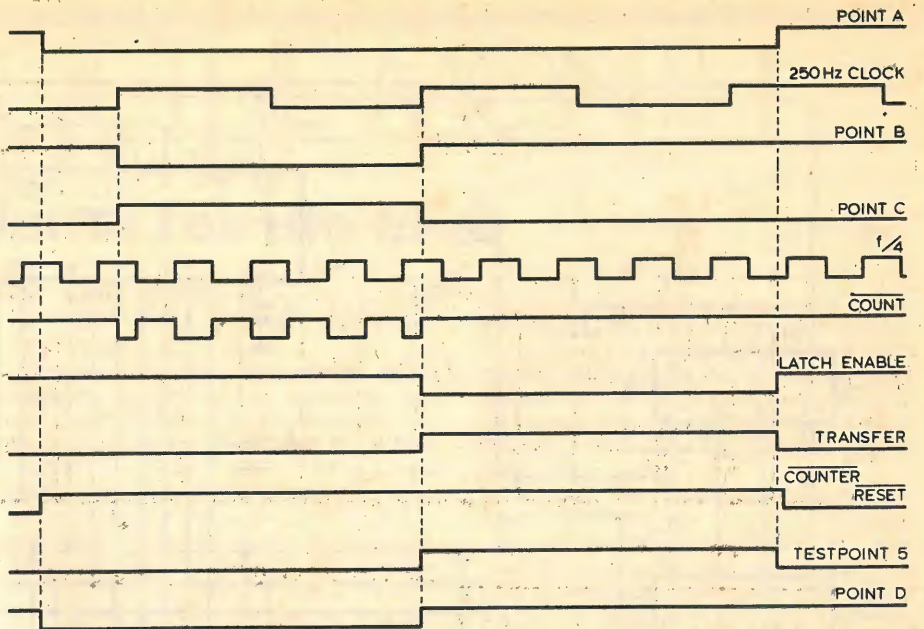


Fig. 5. Control logic and signal gate timing diagram.

re-sampled. The signal gate, by commands from the control logic, provides the counting/display circuits with the number of pulses which are appropriate to the display resolution and the input signal frequency being sampled. The

circuit diagram for the control logic and signal gate is shown in Fig. 4, and a timing diagram is given in Fig. 5.

A precision monolithic timer, IC<sub>5</sub>, is arranged as a control astable with a low period of 10ms and a high period of approximately 700ms. The signal sampling sequence is initiated by a negative transition of the control astable. This transition causes the next positive edge of the 250Hz clock to invert the output states of IC<sub>7a</sub>, driving the Q output high and enabling the signal gate, IC<sub>8a</sub>. The signal gate itself is a Schottky t.t.l. device<sup>8</sup>, which allows gating to be possible at speeds well above the nominal 50MHz required by this design. The next positive clock transition reverses the change of state at the outputs of IC<sub>7a</sub>, inhibiting the signal gate. This change, in turn, drives the Q output of IC<sub>7b</sub> high, enabling the display latches and inhibiting IC<sub>7a</sub> until the start of the next sampling period. The positive transition of the control astable completes the display latching and, after a short delay effected by R<sub>18</sub>/C<sub>6</sub>, clears the display counters ready for the next sampling period. The whole circuit then waits for the next negative astable transition, when the whole sequence is repeated.

The sampling rate is set by the combination of R<sub>15</sub>, R<sub>16</sub> and C<sub>5</sub>. R<sub>15</sub> has been chosen to give a sampling rate which is long enough to allow the display to be easily read, yet short enough to allow alterations to be made to the signal frequency without the display delay becoming tedious. The sampling rate may be increased or decreased by reducing (down to a limit of 25kΩ) or increasing, respectively, the value of R<sub>15</sub>. Alternatively, R<sub>15</sub> could be replaced by a combination of a fixed and a variable resistor.

**Counters and display**

The overall functions of the counters and display are to count the number of pulses from the signal gate during the

**Components**

**Resistors** (all 10%, 1/4W)

1	1k	17	1k
2	51	18	100
3 to 6	680	19	1k
7	270	20	1k
8	1k8	21	1k
9	680	22 to 28	100
10	1k8	29	1k
11	470	30	100
12	39	31 to 34	270
13	220	35	1k8
14	1M	36	470
15	100k	37	470
16	1k5		

**Capacitors** (μF unless otherwise stated)

1	0.1	10	10
2	0.1	11	4n7
3	4n7	12	4.7
4	4.7	13	4.7
5	10	14	4.7
6	10n	15 to 28	4n7
7	4n7	29 to 32	4.7
8	4n7	33	22p
9	4.7	34	22p

**Integrated circuits**

1	MC10116P	9	74196
2	MC10231P	10	4511
3	4049	11	ZN1040E
4	4020	12	7474
5	4068	13	DL704
6	555	14 to 18	DL707
7	4013	19	μA7805UC
8	74S00		

**Transistors**

1	BCY70	6	2N3704
2 to 5	2N3706	7	BSY88

**Diodes**

1 to 3	BYX36-300	5	BZY88 C6V2
4	BZY88 C15		

**Miscellaneous**

1MHz crystal	20pF trimmer capacitor.
Printed circuit board.	Coaxial socket.

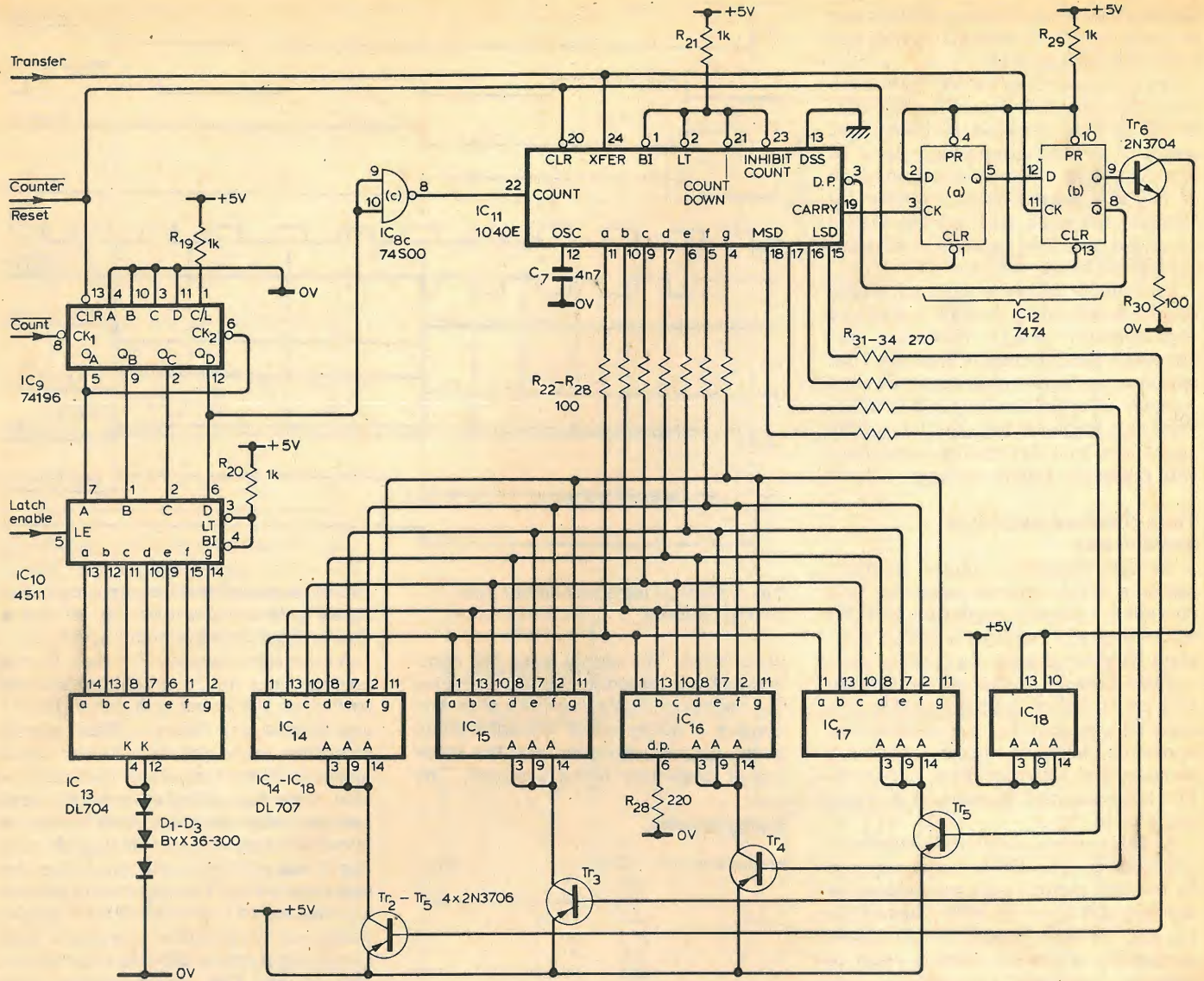


Fig. 6. Counters and display.

sampling period, store the result and decode it to drive the display segments. The display resolution is determined by the gating period and the degree of prescaling, while the display length determines the maximum frequency which may be indicated. Figure 6 gives the circuit diagram for the counting and display circuits. Since the original design aim was to produce a 200MHz counter with a display resolution of 1kHz, a 5½-digit display structure was chosen in order to avoid the penalties of cost, circuit complexity, package count and power dissipation which result from the use of a full-range leading digit. The display unit itself makes use of low cost indicators, with the proviso that they should be available in both common anode and common cathode styles, and features leading-zero suppression on the four leading digits in order to minimise power dissipation.

The count pulses produced by the signal gate are applied to a 50MHz t.t.l. decade counter, IC<sub>9</sub> and the b.c.d. counter outputs are latched by IC<sub>10</sub> at the end of the sampling period. IC<sub>10</sub> also performs the decoding and segment driving of the least significant digit display, with suitable level shifting being provided by diodes D<sub>1</sub>-D<sub>3</sub>.

The count sense from IC<sub>9</sub> is inverted by IC<sub>8c</sub> and then applied to a four-digit universal count/display device, IC<sub>11</sub>. This device contains a four-decade counter, memory latches, segment decoders, drivers and display strobe circuits. In addition, the device has zero suppression facilities and it contributes greatly to the reduction in the package count. The maximum count rate of IC<sub>11</sub> is 5MHz and the carry output is used to produce the leading half-digit display.

IC<sub>12a</sub> acts as a single-bit counter and IC<sub>12b</sub> serves as a single-bit display latch. The Q output from IC<sub>12b</sub> is used to ensure correct operation of the zero blanking circuits over the range 100MHz to 109.999MHz.

The second part of this article will describe the power supply for the frequency meter and will give details for its construction. P.c.b. track and component layout details will also be given.

References

1. Taylor, D. J., A 200MHz Counter Prescaler, *Wireless World*, Jan. 1973, p27.
2. Firth, G. F. and Pratt, D. M., A Digital Frequency Counter and Timer, *Radio Communication*, March 1976, p182.
3. MECL System Design Handbook, Second Edition, Computer Applications Dept, Motorola Semiconductor Products Inc., 1972.
4. Semiconductor Data Library: MECL i.c.s, Motorola Semiconductor Products Inc., 1974.
5. Watts, M., C.m.o.s. Oscillators, Application Note AN-118, National Semiconductor, 1975.
6. Calebotta, S., C.m.o.s., the ideal logic family, Application Note AN-77, National Semiconductor, 1975.
7. Taylor, D. J., Some Improvements in Digital Frequency Measurement Technique, *Radio Communication*, May 1972, p288.
8. Schottky and Emitter Coupled Logic, Signetics International Corporation.

Printed circuit board

A double-sided, roller-tinned and drilled p.c.b. is available for the digital frequency meter for £6.50 inclusive from M. R. Sagin, 23 Keyes Road, London NW2.



# NEWS OF THE MONTH

## Electronics implants for the deaf

ADVANCES in electronics are greatly increasing the importance of cochlear implants in the fight against deafness. A cochlear implant enables the remaining nerves of hearing to be stimulated by electrical impulses which are heard by the deaf person as sounds. It does not involve the replacing of a damaged organ by living tissues, as does a kidney or heart transplant, but it is the product of a combination of both medical and electronics research.

The subject of cochlear implants was presented at the RNID (Royal Institute for the Deaf) Conference held at Brighton in September, by Mr Ellis Douek, consultant otologist to Guy's Hospital, London. Mr Douek pointed out in his conference paper that despite present developments there are few aspects of research into hearing loss which are less understood. "For instance, the relationship between surgeon and scientist is not one that can be developed rapidly. Their training and experience has been so different that it requires a long process of fusion through working together before there is an adequate meeting of minds . . . problems of this kind mean that there are few places in the world where such work has been fea-

ible." He hoped to show that a new operation that can be learnt and carried out anywhere, does not yet exist.

The advances, according to Mr Douek, are applicable to persons who are totally deaf and cannot be helped by amplification — to those who have 'nerve deafness'. In cochlear implants the problem lies in making sounds meaningful and worth listening to, even though knowing that someone is talking to you has considerable value in its own right. There are four centres in the world where teams are working on this problem; the other three being in Paris, Los Angeles and San Francisco.

The implant research in London is partly funded by the Medical Research Council and is being undertaken by Mr Douek, Professor A. Fourcin of University College London, Dr B. Moore of Cambridge University and Dr S. Rosen from the USA. Other Guy's Hospital members undertaking the task are Mr G. P. Clarke, Dr L. H. Bannister and Dr H. Dodson.

So far at Guy's the team have succeeded, by implanting an electrode onto the inner ear of a number of patients, in obtaining results as good as those of teams abroad, using a much simpler and safer technique. They have

also managed to process the sound of speech to allow through to the patient only what can be heard, rather than a range of signals, some meaningful, some not. At the present time a patient can hear only the low tones of speech and is unable to hear middle or higher tones, meaning that he must also lipread in order to discriminate speech.

However, the improvements which are observed are that the rhythm of speech is well perceived, the stressed word in a sentence is hardly ever missed and the patient is able to distinguish between rise and fall in speech — enabling him to tell if you are stating a fact or asking a question. The patient can also more easily control his own voice.

The team has two hopes for the future: firstly that they may be able to control the higher tones so that they can offer what would sound like true speech, and secondly, that the equipment be miniaturised and driven by radio transmission to be totally inconspicuous and usable at distances even greater than the voice will carry. The latter is now possible because of advances in electronics, communications technology and component miniaturization.

## Product liability and UK apathy

A SURVEY carried out earlier this year by the British Safety Council said that nearly 70% of the top executives in Britain are ignorant of the product liability laws soon to be drafted into the country. In response to this lack of knowledge, James Tye, director general of the British Safety Council, and Bowes Egan, a leading safety and consumer law analyst, have written the first European book on the subject. The 240-page book\* is entitled 'Management Guide to Product Liability' and is published by the British Safety Council.

The survey showed that more than half of the UK's firms believe the introduction of product liability will mean Britain adopting an absurd legal regime from the USA, and that more than half of the British industrialists are completely unaware of the strict liability issues and problems that have developed in the USA over the last twenty years. It also showed that two-thirds of Britain's firms are ignorant of the influential EEC Directive on product liability, and that as many as 71% are not conversant with the findings of the English and Scottish Law Commissions. According to the survey more than half of Britain's manufacturing companies do not employ a quality assurance department to carry out regular product liability audits.

In view of these findings, and the fact that product liability is just around the corner for UK manufacturers and suppliers, the British Safety Council warns that British firms may face a more rapid, sustained and expensive

onslaught of product liability claims than even the USA has had to experience.

The authors of the book, speaking at a conference in November, described how, because of the differences between the American and British legal systems, the product liability developments in the USA over the last 20 years are likely to occur in Britain unless UK companies are prepared to learn from the USA's experience and prepare in advance for the introduction of strict liability for defective products. James Tye explained how many American companies had 'gone bust' either through high court awards or crippling insurance premiums, and claimed that the best product liability insurance was to manufacture and supply safer products and to set up facilities to monitor

product histories and consumer experience. Bowes Egan, seemingly trying to describe UK companies' apathy on the subject, explained how many industrialists claim that the introduction of strict liability will mean steep price increases for consumers, which will place British firms at a commercial disadvantage in competitive world markets. He argued, however, that their book would assist UK manufacturers, designers and importers to minimize the effects of product liability in this country and even turn them into a commercial advantage. Importers are included in the above because it is not necessarily the manufacturer who is liable, it could equally well be the importer, for he may be the one responsible for a defective product appearing in the UK market.

In summing up the value of the book James Tye described it as: "a detailed audit system which represents more than 350 safety steps to avoid the product liability minefield".

\*Price £8.50 + 50p post and packing.

## Hobby electronics exhibitions are taking off in Europe

AT THE TIME of writing, the Breadboard Exhibition was just starting in London — perhaps the first hobby-electronics exhibition in England, if you don't count the radio amateur exhibitions by the RSGB and the ARRA. However, this new move is not restricted to the UK alone. In Dortmund, West Germany, in February '78, an exhibition called Hobby-Tronic was a tremendous success, according to the German journal *Funkshau*, and the organisers have decided to

repeat it annually. A similar show was planned for September in Stuttgart. Austria also held their first exhibition of this kind in October '78. This was entitled Hobby-Elektronik 78. For this occasion, says *Funkshau*, the Austrian magazine, ELO, held a circuitry competition called "The electronic unit with that something extra for 300 Austrian schillings". The Netherlands are also expected to follow suit with an exhibition of their own.

## International copyright views aired

AT RECENT meetings of the copyright protection bodies, it was the considered opinion that a compensating royalty would be the best way to compensate the owners of exclusive rights (e.g. authors, performers, composers and producers of phonograms and videograms) for the damage caused to their interests by home tape-recording—these royalties being made on both recording equipment and on blank audio and audio-visual tapes and cassettes. This was the view expressed by the sub-committees of the International Union for the Protection of Literary and Artistic Works (Berne Union), the Intergovernmental Copyright Committee and the Intergovernmental Committee of the Rome Convention for the Protection of

Performers, Producers of Phonograms and Broadcasting Organisations at meetings held in Paris during September. The meetings were sponsored by Unesco, the World Intellectual Property Organisation and the International Labour Office.

The London-based, International Federation of Producers of Phonograms and Videograms (IFPI) were among eleven other international non-governmental organisations and, according to the IFPI, the Committees' recommendations to national legislators concerning private recording and home tape-recording were principally due to their efforts. Gillian Davies, IFPI's assistant director general said in a press report released by the IFPI, "I noted with particular

satisfaction that the sub-committees decided during the meeting, that the conclusions of the previous 1977 Working Group, together with their own current deliberations, should be understood to apply not only to the audio-visual field but also to sound recordings. In effect this means that their recommendations to remedy the alarming problem of home sound recording on cassettes with blank tape will be included in the final version of their report to be submitted next year to the sessions of the Berne Union and the Intergovernmental Copyright Committee".

The IFPI report says, "On the subject of private recording in the home, the sub-committee reached the conclusion that while certain recordings could be made for personal use in good faith, and such activity was not to be compared with offering illicitly made copies for sale, nevertheless the owners of the rights suffered a loss in each case that should at least be mitigated as it could not be avoided".

The IFPI are also claiming that recordings should be treated for tax and duty purposes in the same way as books and films.

Because it was obviously impossible to prevent enormous numbers of uncontrolled recordings, while still respecting individual privacy, the sub-committees recommended a system consisting of a single, standard compensatory royalty on the sale price of recording equipment, and on the blank supporting materials, to compensate the professional groups. This system would not deprive the professional groups of their rights in the case of unlawfully-made recordings being put on the market under the pretext of private use.

On the subject of private use, according to the report, it was considered that the provisions of the Multilateral Copyright Conventions, dealing with the rights of reproduction and public performance, were already adequate to serve as a basis for national legislations—contracts negotiated between the parties concerned ensuring legal security for videocopies and videographic works made for public use.

In the education field, it was noted that, because the use of material for teaching purposes could be checked more easily than in the case of home-recording, the solutions to be applied should differ from that of private use. Where there were to be exceptions, these were to be accompanied by a compulsory licence in order to provide fair remuneration.

The sub-committees stressed the urgent need to identify practical measures to deal with the endless multiplication of recording capacity involved with the rapidly increasing number of cassettes, audio-visual tapes and discs available to users at declining cost, and it was pointed out that these practices were liable to affect not only the television bodies, but also the phonographic and cinematographic industries, whose markets would also suffer. It was also decided that the use of videograms for cable distribution systems, or c.c. tv to hospitals and other establishments, was likely to accelerate the process.

In conclusion, the sub-committees requested the secretariats to draw up for consideration by national legislators, an inventory of the situations they had examined relating to videogram copyright problems, together with their recommended solutions. They intended eventually to see the publication of papers and documents on the subject.

## Post Office monopoly will be broken — General Secretary, EETPU

FRANK CHAPPLE, general secretary of the Electrical, Electronic, Telecommunications and Plumbing Union said in an interview published in the November issue of the Post Office Engineering Union journal, that he thought the Post Office monopoly would be broken. He believed that the UK's current monopolies had tended to become over-bureaucratized and therefore less efficient.

According to the report, Frank Chapple has a plan. To quote Mr Chapple, "The Post Office should supply standard equipment. You couldn't break up mainframe equipment: the basis should remain in their hands. Even in the US you need one mainframe supplier"; and the POEU journal, "The Post Office could, and should, maintain its monopoly role in the area of providing the basic network — what Frank Chapple wants to see is the Post Office getting off the end of the line: it's in the area of equipment inter-connection that the Post Office should get out".

The interviewer and author of the report, Chris Naylor, claimed that Mr Chapple likened the current position of the Post Office to a hypothetical stance by the Electricity Industry: "It's like saying that the Electricity Supply Industry should have a veto on what you plug in to the wall sockets!" Mr Naylor thought that his views made sense. "If there are technical grounds for their position I'd like to know what they are. There are none that I know of," said Mr Chapple, according to the report. Mr Naylor qualified this by suggesting that what he was saying was that the Post Office provided lengths of wire, so did it really matter what was connected to them?

In his article Mr Naylor used the example of mains current being sent down the Post Office lines to show that it did matter what was connected to them and asked whether, if the Post Office stopped taking a year or two to examine equipment to make sure that it was OK, the manufacturers would make devices which could not safely be connected to the PO lines. Mr Naylor believed that to be a question that the Post Office and the manufacturers should answer.

After indicating that System X would only require an estimated one-tenth of the workforce necessary to manufacture earlier exchanges, Mr Chapple gave examples of some recent heavy redundancies, and suggested that the situation had been made worse by

the Post Office's decision to go for System X. "We've never argued that we should stop technical progress because we're losing jobs, but we are looking for alternative forms of employment — and that presupposes that manufacturing must become more efficient and more technological." The report continued, quoting Mr Chapple, "If we're going to get any relief, private enterprise must enter into it. We really need some stimulus. Sooner or later the Post Office will have to surrender to consumer choice about equipment to be plugged in. They will have to surrender because consumers will demand that this be the case, but if our manufacturers have got no means of producing; and if, by that time, the workforce is dispersed there will be no way in which we can compete with the foreign producers of equipment. If it is accepted now, there is a chance that we will be able to stimulate production. If it loses its monopoly at a time when it's effectively destroyed our own manufacturing capability we're finished."

During the course of his interview, Frank Chapple suggested that "the Government should do an appraisal", and when asked what could be done by those who felt the Post Office's monopoly should be broken, he suggested "political lobbying", says the report.

## Underwater tv system used on Christos Vitas

A LOW-LIGHT, s.i.t. (silicon intensified target) tube television system was used on the stricken oil tanker Christos Vitas as part of a structural damage survey which was attempted on board the vessel recently.


The tv system was manufactured by Marine Unit Technology who believe that this was the first occasion on which a s.i.t. camera has been used underwater in a salvage operation of this kind. Although the divers who were using the camera were only in the water for a very short time, they were able to survey part of the hull of the tanker before bad weather ruled out further diving activities, because the system was able to provide them with some good quality pictures.

The decision to use the Marine Unit Camera Team was taken by the Ministry of Defence.

## Moving map

IN a high-speed military aircraft, the distance covered during the time it takes for the pilot to look at his instrument panel, locate the relevant instrument, read and assimilate the information, look back out of the cockpit and re-focus his eyes could be nearly a mile. Clearly, it is not a good idea to rush about at Mach 2 without a reasonably accurate knowledge of where one is going, and for this reason, electronic displays have been developed and are being used in increasing numbers in both military and civil aircraft.

The Ferranti Comed (short for Combined Map and Electronic Display) is the latest development of the moving map, first seen in the early '60s. A 35mm film strip contains maps of the area of interest, these being presented on a 5.5in display in the cockpit, the relevant part of the film being selected by the navigation sensors — accelerometers, etc



— normally fitted to the aircraft. In addition to the film, a scan-converted radar view of the ground can be superimposed, together with a good deal of information normally obtained from separate instruments — communications channel in use, fuel state, time, time to destination, etc. The changing position of, for example, the artificial horizon is simulated by tilting the film by servo. A television view of the ground ahead can be displayed, obtained by low-light or infra-red camera tubes.

## Microwave landing system standard

A SPECIAL COMMITTEE has been formed by the Radio Technical Commission for Aeronautics (RTCA) to prepare a Minimum Operational Performance Standard (MOPS) document for time-reference scanning-beam microwave landing systems (m.l.s.) airborne receiving equipment. This document, which will describe both the operational requirements and the technical standards for the equipment, is expected to follow the lead of similar documents which have been adopted by many nations as the standard for the certification of avionics equipment as recognised by the International Civil Aviation Organisation (ICAO).

According to Aero Line — an American newsletter, published by Aeronautical Radio Incorporated to inform the public of the activities of the Airlines Electronic Engineering Committee (AEEC) — the RTCA Committee emphasized the development of m.l.s. airborne receivers as the next logical step in the introduction of m.l.s. The newsletter says, "The timeliness of this decision is tied to recent ICAO actions to adopt TRSB (see p45, June 1978 issue) as the international standard for m.l.s."

## Radio communications to be used on 'Golden Hind'

THE "Eye of the wind", a 150-ton brigantine (a two-masted vessel with square-sailed fore-mast and fore and aft main mast) which left Portsmouth at the end of October to make a two-year round-the-world voyage to celebrate the 400th anniversary of Sir Francis Drake's circumnavigation of the world, will be using radio communications equipment supplied by companies in the GEC-Marconi Electronics group: Operation Drake, as the voyage is called, is being carried out by parties of experienced explorers, scientists and young explorers.

Marconi Marine has provided a 400W Transocean/Pacific s.s.b. radiotelephone to satisfy the vessel's requirements for m.f. and h.f. communications with shore-stations around the world, and this equipment is being powered by the ships a.c. mains. The company has also supplied a 24V d.c.-operated Falcon II m.f./h.f. radiotelephone as a back-up set, should the mains generator fail. For communications within 40 miles of the coast, the vessel will use the companies Argonaut S v.h.f. radiotelephone. As if this is not enough, at least when compared with the communications which Drake had, or rather didn't have, Marconi have also provided the vessel with Survivor II survival craft radio equipment, for emergency purposes. Furthermore, v.h.f./f.m. communications for the overland expeditions which the parties are

making are being provided by three UK/VRC353 radios supplied by Marconi Space and Defence Systems Ltd. According to Marconi, the UK/VRC353 is the world's most advanced vehicle radio. It has been produced in quantity for the UK Ministry of Defence and is the only v.h.f./f.m. radio system to be installed in fighting vehicles of the three armed services. During Operation Drake these radios will be used to provide communications between the ship and the explorers' base camps.

Operation Drake is primarily a new opportunity for 'youth explorers'. The voyage is to be divided into nine, three-month phases, with the experienced explorers, the scientists and the 24 selected young explorers changing over at the end of each phase. The ship will be visiting sites throughout the world where historical, scientific and medical research will take place and the aim of the operation is to involve both the youth and scientists of the countries visited to ensure a mutual exchange of ideas and expertise. During the sea voyages the young explorers will be given practical training and lectures to prepare them for the scientific work.

The operation is being paid for by sponsors from commerce, industry, charities, individuals and the armed forces in various countries. HRH The Prince of Wales has agreed to be patron of the venture.

## Approach radar for Singapore airport

TELECOMS, the Telecommunications Authority of Singapore, have announced that they have awarded Nippon Electric Company Ltd, of Tokyo, Japan, with a contract for the provision of an approach control radar (ACR) system to be installed at their new international airport, presently being constructed at Changi.

The new system will consist of a primary surveillance radar and a secondary surveillance radar and will be integrated into the long range surveillance radar and display system (LORADS) which is also being installed at the site. With the primary radar the ACR system will have a range detection coverage from 1/3 nautical mile to 64 nautical miles, and with the secondary radar this will be extended to 128 nautical miles. The system will also operate up to an altitude of 40,000 feet.

Air traffic controllers, after taking over control from other controllers responsible for the long range radar, will use the ACR system to ensure that aircraft land safely at the airport.

According to NEC, one of the most significant features of the new system is its ability to track and automatically display aircraft positions with identifications — by using alpha-numeric symbols displayed on a 58cm diameter video screen. This screen also displays the flight altitude and aircraft speed.

Mr Ng Chee Meng, acting general manager for Telecoms, said at a ceremony where the contract was signed, that the integration of the ACR system with the long range radar would provide greater operational flexibility and efficiency for air traffic control. It is hoped that the ACR system will be in operation by September 1979, and integrated with the long range system two months later.

NEC, who won the contract in the face of strong competition against European and American manufacturers who have traditionally supplied air traffic control systems to Singapore, believe that upon completion of the two projects the installation will be one of the most modern air-traffic-control systems in the world.

## News in Brief

**Hacker Sound Ltd**, well known in the field of portable radios and music centres, has been acquired by **Motoradio Ltd**, the Blackburn-based manufacturer of car-entertainment equipment. The first step has been to move Hacker's production facilities from an old factory at Maidenhead to Motoradio's modern plant in Bournemouth. This is all part of an expansion scheme by Motoradio. In future Motoradio's own equipment production will be centred at Blackburn where there are plans to double the size of the existing factory.

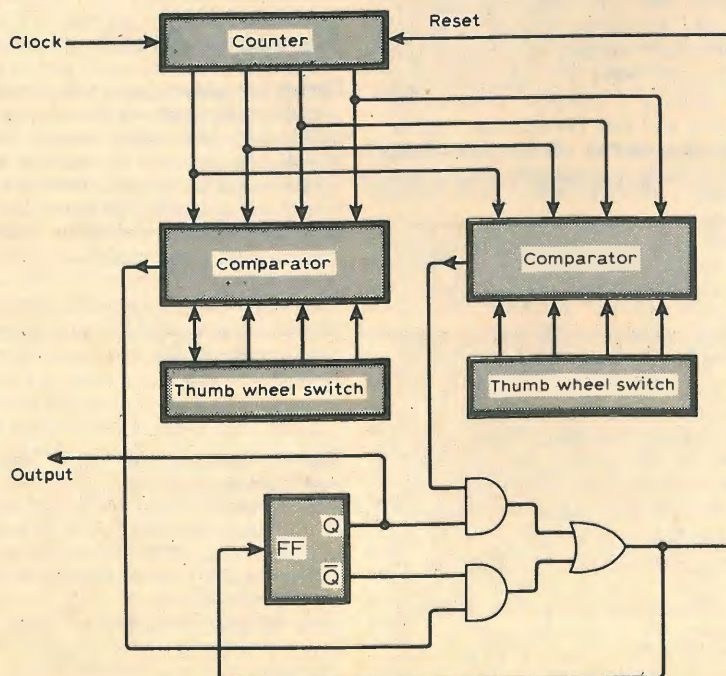
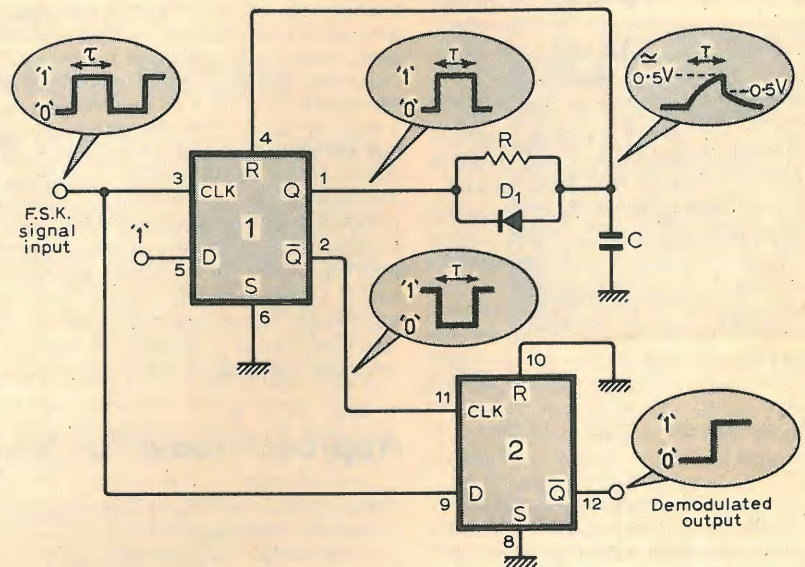
**The 6th International Salon "Audiovisual and Communication"**, the international market place for sight and sound, will be held in the Palais des Congres, CIP Paris, Porte Maillot from 22-27 January, 1979. In addition to exhibits and presentations on the stands — with special emphasis being on sound systems, magnetoscopes, video-discs, security and surveillance systems, electronic games and teletext — there is to be a forum entitled "Illustration of the Audiovisual".

# CIRCUIT IDEAS

## F.s.k. signal demodulator

This circuit was designed to demodulate an f.s.k. signal which carries serial binary data using pulse width modulation. The circuit uses a 4013 with the first flip-flop arranged as a monostable multivibrator which is triggered on the positive edge of the input waveform. The monostable period is determined by the time it takes the voltage across the capacitor to reach the threshold voltage of the reset input. The time constant of this voltage is  $RC$ . Diode  $D_1$  discharges the capacitor when the Q output is reset to 0. If the input mark period is greater than the monostable period, a 1 is clocked into the second flip-flop. If the converse is true, a 0 is clocked into the second flip-flop. Therefore, the Q output of this flip-flop is a 0 for the low frequency and a 1 for the high frequency. The monostable pulse length  $T$  is given approximately by  $0.693 RC$  if the reset input threshold voltage is 0.5 of the supply voltage. The expected variation of  $T$  is about  $\pm 30\%$  so  $R$  needs to be variable.

G. Prusiewicz  
Cambridge



## Programmable duty-cycle frequency divider

Simple frequency division using flip-flops is sometimes unsuitable because of their 50% duty cycle output. This circuit is more flexible because the duty cycle can be programmed. Two digital comparators compare the output of a counter with numbers set by the thumb wheel switches, and a flip-flop alternately presents the outputs of the comparators to the reset input of the counter. The output of the flip-flop therefore has on and off periods equal to the switch numbers multiplied by the repetition time of the clock input to the counter.

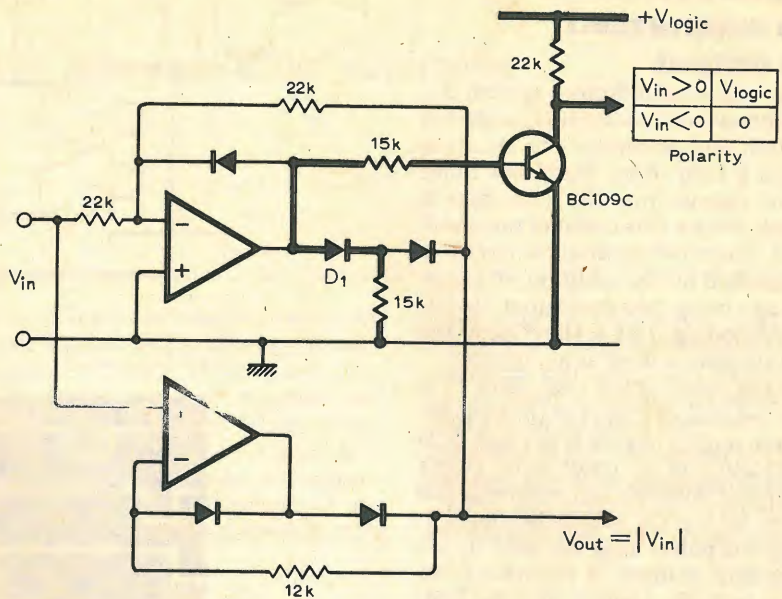
K. R. Srinivasa Murthy  
Bangalore  
India

### Polarity indicator

In applications where the polarity of a signal applied to a perfect rectifier needs to be detected, the conventional method is to use a comparator. This system adds undesirable switching noise to the signal, and may oscillate for low-level signals. A small modification, as shown, to a commonly used perfect rectifier circuit offers a more reliable indication of polarity. This circuit will operate with low frequency signals of less than 1mV pk-pk.

The additional voltage drop across  $D_1$  ensures that the transistor switches correctly as the polarity of the input signal changes. Frequency response of this rectifier is not quite so good as the unmodified circuit. The 22kΩ collector pull-up resistor is suitable for driving c.m.o.s. from any logic supply voltage. For t.t.l., the pull-up resistor should be changed to 3k9 to drive one input. For precision applications, the op-amps should be offset nulled.

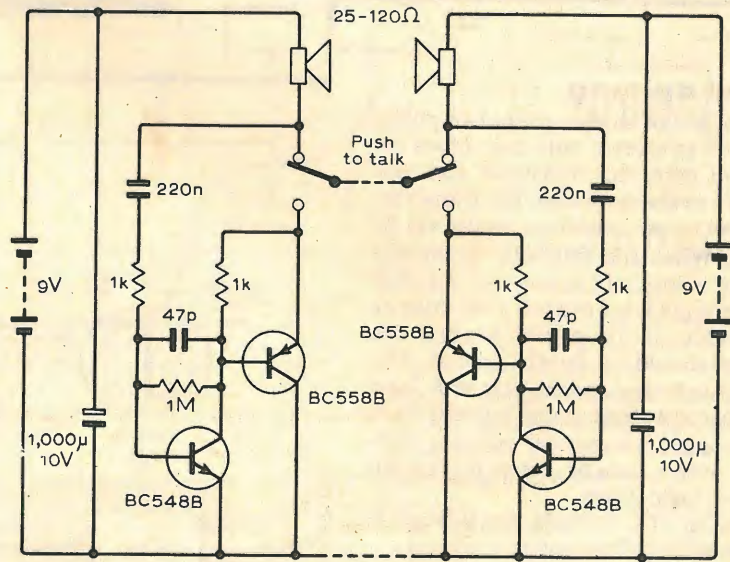
T. Hughes  
University of Cape Town  
South Africa



### Simple two-wire intercom

The circuit shows a simple battery powered two-station two-wire intercom which does not dissipate any standby power. If NiCd batteries are used, trickle charging at one station will also charge the other through the loud-speakers.

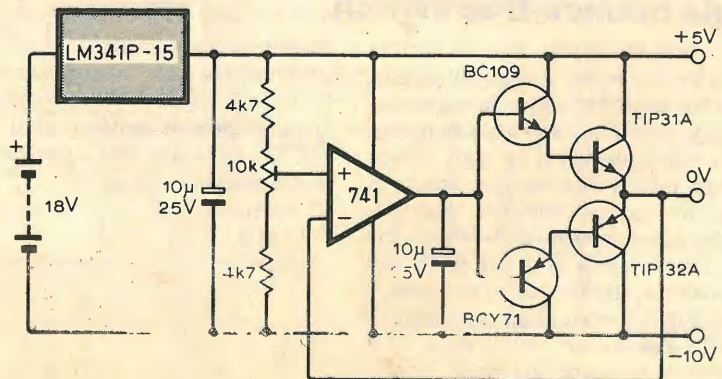
Ole Holmskov  
Hoerning  
Denmark



### Triple rail power supply

When it is necessary to interface logic circuits such as t.t.l. to a calculator chip which uses a cold-cathode display, one solution is to use level translators. However, this may involve a large number of components. The alternative is to run the t.t.l. from a displaced-voltage power supply. The circuit shown gives outputs of 5V and -10V although these can be easily changed. The supply compensates for any differences between the load currents, although the efficiency is at maximum when both currents are equal.

G. Robinson,  
C. P. Harwood &  
R. Daniel  
Brunel University

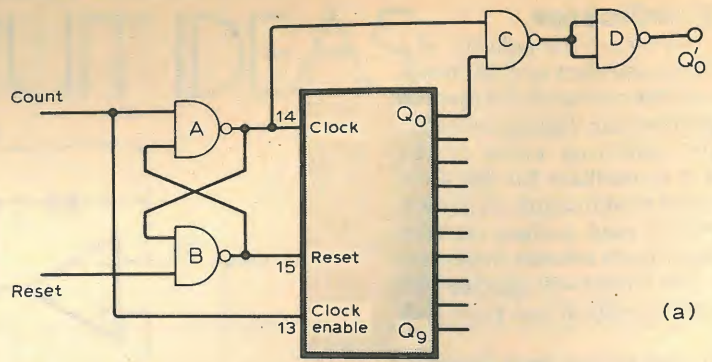


### Decade counter with suppressed zero output


At least one output from a typical decade counter, such as the 4017, is always activated, and normally the  $Q_0$  state becomes a 1 on reset. There are times when no output from the zero state is required, while a true count of ten is still wanted. The most economical circuit is accomplished by the addition of a bistable stage using two dual-input NAND gates. Decoding uses a third gate and the fourth gate is used as an inverter.

With the circuit in the reset state,  $Q_0$  is a 1, but because of gate A of the bistable is at 0 the output of gate C is 1 and  $Q'_0$  is 0. Application of an input pulse resets the bistable without incrementing the counter, so the  $Q'_0$  output becomes 1. Subsequent pulses step the 4017 in the conventional manner. A negative pulse resets b both the counter and the bistable.

D. Price  
Knockholt  
Kent



(a)

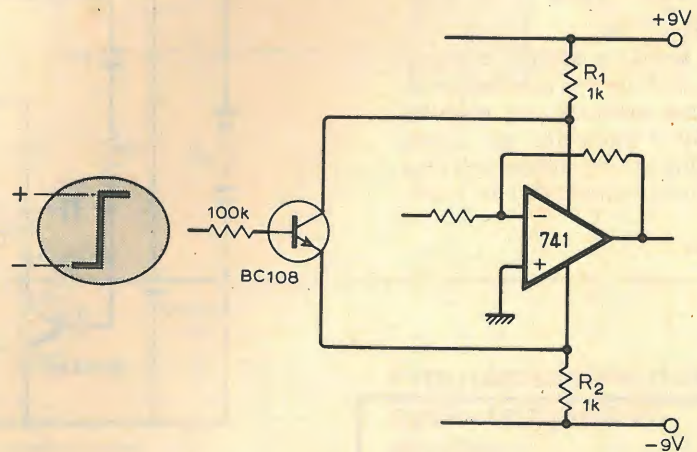


(b)

### Gated op-amp

If the output of an operational amplifier needs to be gated, this can often be achieved with one transistor and two resistors as shown. When the transistor is off the op-amp receives power via  $R_1$  and  $R_2$ . When the transistor is on, the op-amp supply is removed. As this arrangement increases the source impedance of the power supply, the op-amp should be lightly loaded. The full rail voltages appear across  $R_1$  and  $R_2$  which will draw more current than the op-amp. The general purpose transistor shown can be a p-n-p type for opposite logic levels.

M. Feeney  
Morpeth  
Northumberland



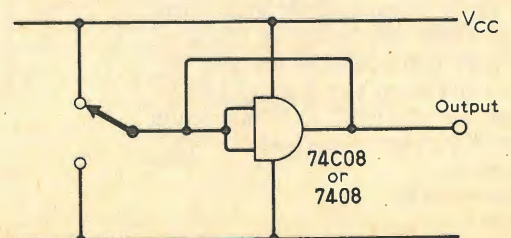
### Simple bounce-free switch

A single non-inverting gate or buffer wired as shown forms a bistable circuit because the positive loop gain is greater than unity. Whilst the switch is in the up position, the output will be high. When the switch leaves this position and is in transit, the output remains high because the input is still high. When the switch first makes contact with the lower position, the output of the gate is momentarily shorted. This situation is however remedied within a few nanoseconds because the input is also taken to ground which drives the output of the gate low. Thereafter, if the

switch contact bounces, the output will stay low because the input is low.

This single non-inverting gate arrangement is simpler than the usual SR flip-flop, and the annoying pull-up resistors are eliminated.

P. Seligman  
Victoria  
Australia



# Versatile sound generator

New i.c. offers numerous audio waveforms

The SN76477N sound generator i.c. can synthesize a large number of sounds by generating an audible tone, a low-frequency modulation signal and noise, all of which are programmed by external components. For complex sequences of sounds, these programming inputs can be controlled by external circuits. This article describes the device and outlines an evaluation circuit.

LOW-COST sound synthesizer is intended for use in games, indicators, alarms or any application which requires an audible signal. The 28-pin i.c. is half analogue (low frequency oscillator, voltage-controlled oscillator, noise filter, attack/decay circuit and amplifier) and half I<sup>2</sup>L (noise oscillator, noise generator, envelope select, and mixer).

The i.c. operates by generating three sound functions which can then be filtered, mixed, and shaped to produce almost any natural or imaginary sound. A block diagram of the device is shown in Fig. 1.

The low frequency oscillator, l.f.o., is based on a comparator with current sources that charge and discharge an external capacitor as shown in Fig. 2.

This oscillator normally operates between 0.1 and 30Hz although it can operate up to 20kHz. The frequency is controlled by an external resistor and capacitor, and is  $0.64/RC$  Hz. Because the capacitor is charged by a constant current source, a triangular waveform is produced at pin 21. However, if an exponential waveform is desired, a res-

istor may be connected across the capacitor. The comparator has a reference voltage of 2.5V and switches at this point to generate a square wave which is fed to the mixer.

The v.c.o. in Fig. 3 is similar to the l.f.o. and operates at frequencies from 1Hz to 20kHz. An additional comparator is provided so that two voltage controlled

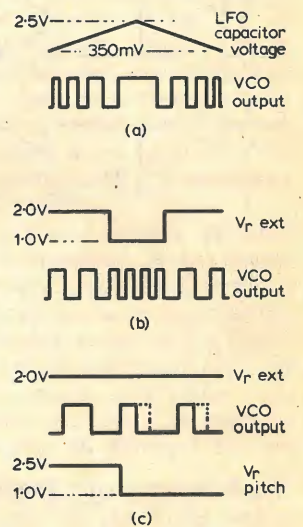
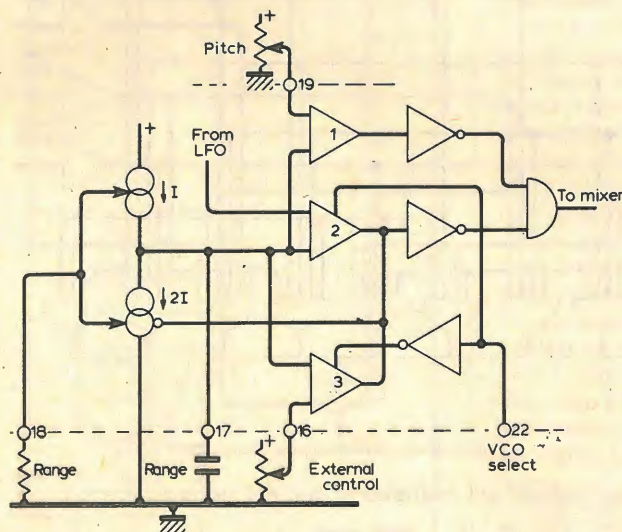


Fig. 3. Voltage controlled oscillator. The output waveforms show (a) frequency modulation, (b) external voltage control and (c) pitch control.

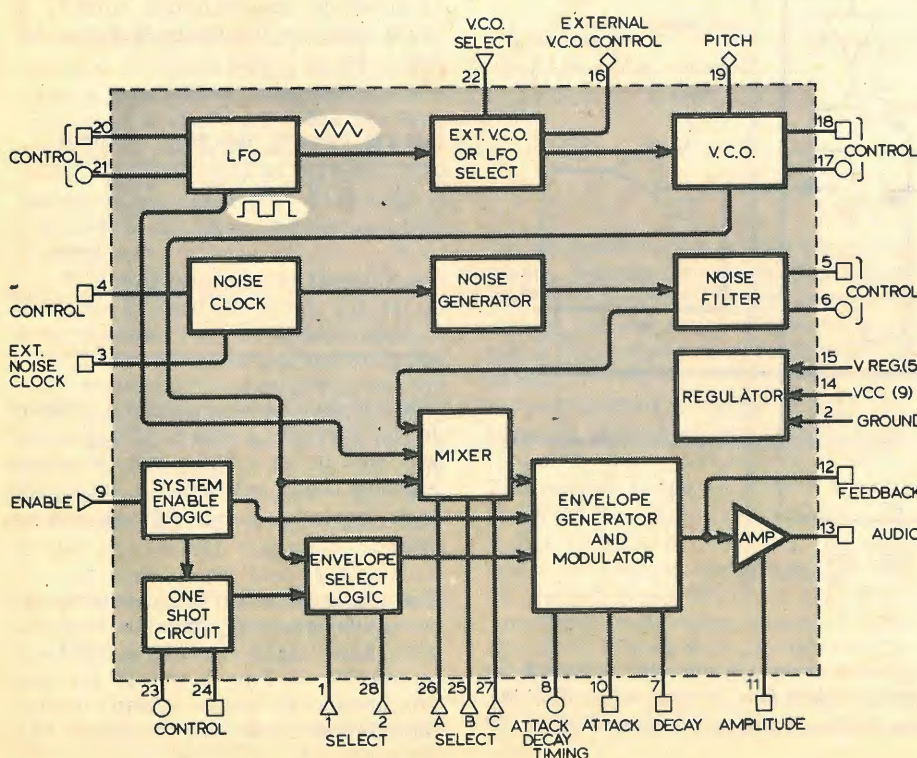
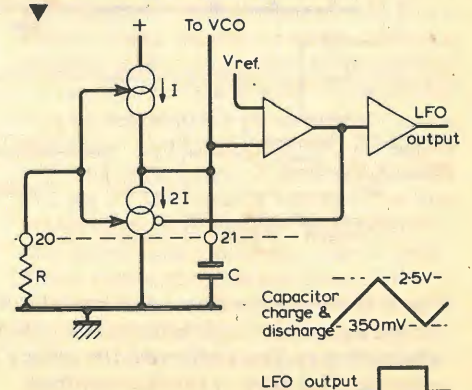


Fig. 1. Block diagram. The circles, squares, triangles and diamonds denote programming by capacitors, resistors, logic levels and analogue signals respectively.

Fig. 2. Low frequency oscillator. An exponential waveform can be fed to the v.c.o. by placing a resistor across the capacitor on pin 21.



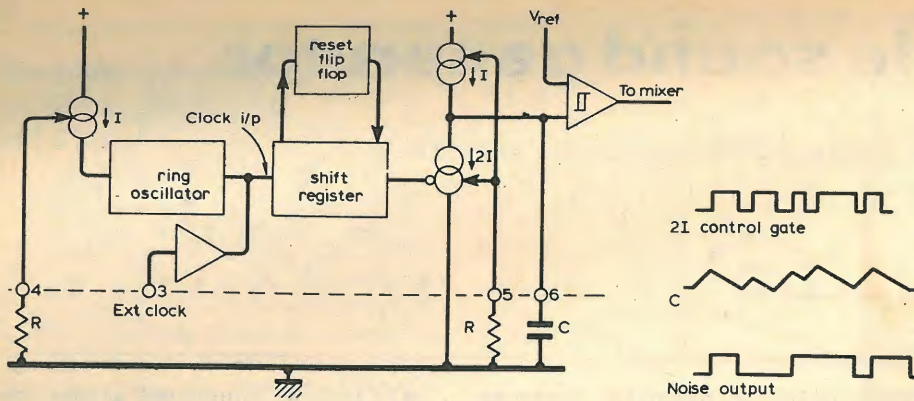


Fig. 4. Noise generator and low pass filter. The nominal resistor value at pin 4 is 47kΩ although this can be increased to 100kΩ.

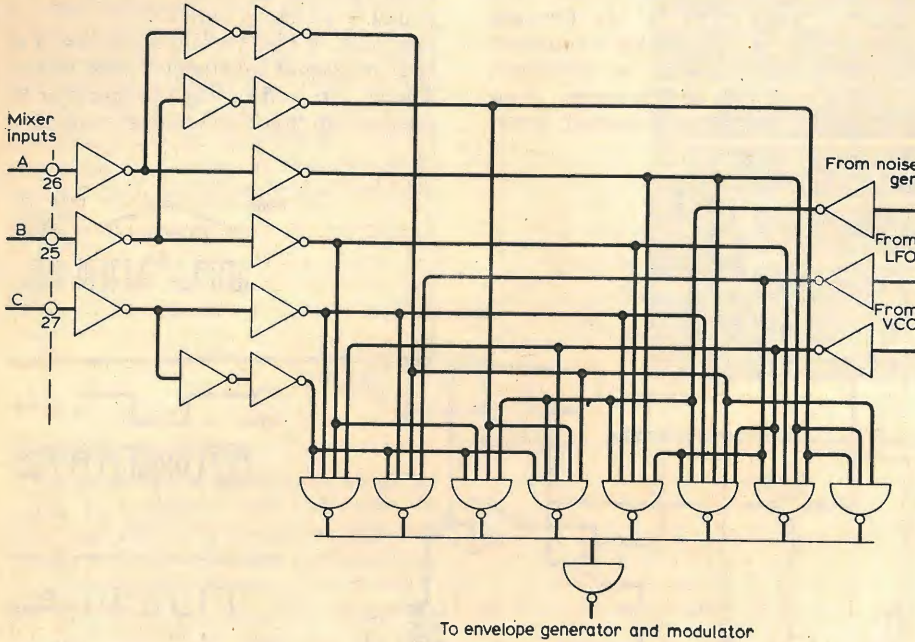


Fig. 5. Mixer circuit. The input signals are multiplexed and not summed.

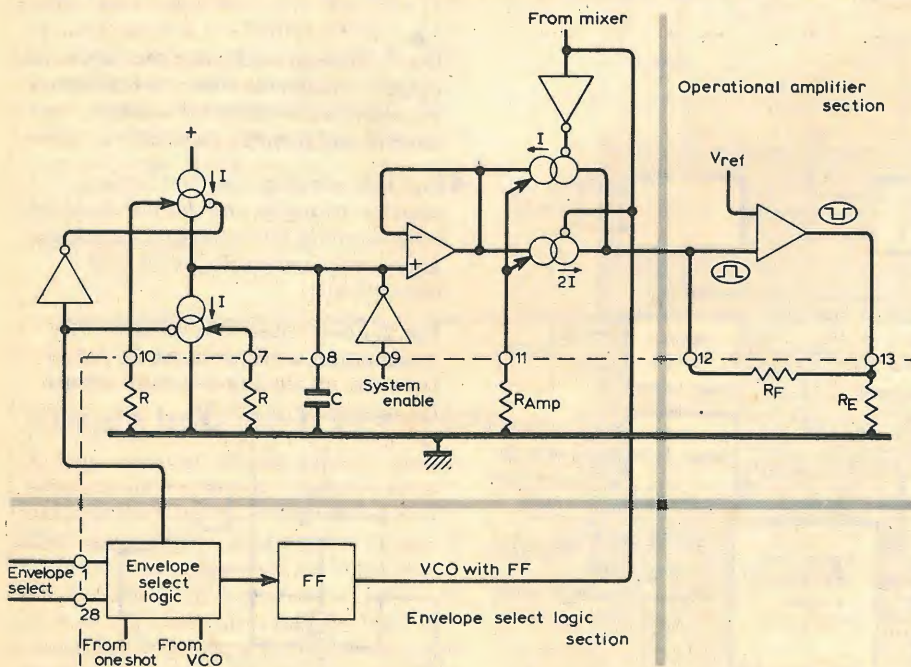


Fig. 6. Envelope generator and modulator. With mixer only or one-shot selected, the attack ramp starts when the system enable pin is taken low. If v.c.o. or v.c.o. with alternating cycles is selected, the attack ramp starts on each positive edge or every other positive edge of the v.c.o. output.

inputs can be used. A logic 1 on pin 22 enables comparator 2 so that the v.c.o. is controlled by the l.f.o. triangular output. A logic 0 on pin 22 enables comparator 3 so that the v.c.o. can be controlled by an external voltage on pin 16. Comparator 1 is used as a pitch control and only affects the mark-to-space ratio of the v.c.o. output. The minimum output frequency is set by the external resistor and capacitor on pins 18 and 17, and is  $0.64/RC$ . The control voltage, which should be 0 to 2.5V, will give a 10:1 change in frequency which increases towards 0V.

The external resistor should be greater than 4.7kΩ to prevent an excessive charging current. Because the v.c.o. can be controlled by the l.f.o., an additional external control input can be provided at pin 21.

The noise generator is formed by a ring oscillator, shift register, and a low-pass filter as shown in Fig. 4. The oscillator frequency is controlled by an external resistor at pin 4, and can be inhibited by taking pin 4 to +5V. In this case an external 5V pk-pk oscillator can be fed into pin 3 and used to clock the shift register. This technique is useful if a slower or more precise clock is needed. The shift register produces pseudo-random white noise which is passed through a variable bandwidth low-pass filter, with a 3dB frequency of  $1.28/RC$ . If filtering is not required, the capacitor at pin 6 can be omitted, but a resistor of at least 4.7kΩ must be left at pin 5.

The mixer is a NAND gate multiplexer which selects one or a combination of the inputs and feeds the output to the envelope generator, see Fig. 5. The mixer output is an AND function and therefore does not sum the input signals to produce simultaneous sounds. A truth table for the mixer is shown below.

C (pin 27)	B (pin 25)	A (pin 26)	output
0	0	0	v.c.o.
0	0	1	l.f.o.
0	1	0	noise
0	1	1	v.c.o./noise
1	0	0	l.f.o./noise
1	0	1	l.f.o./v.c.o./noise
1	1	0	l.f.o./v.c.o.
1	1	1	inhibit

These inputs can be selected by external logic circuits, three changeover switches, or by a rotary switch with a suitable diode network. In each case, logic levels of 0 and +5V should be used.

The envelope select logic determines the envelope which is given to the signal after the sound sources have been mixed, Fig. 6. Pins 1 and 28 are programmed with logic levels and the truth table below shows the envelopes that are produced.



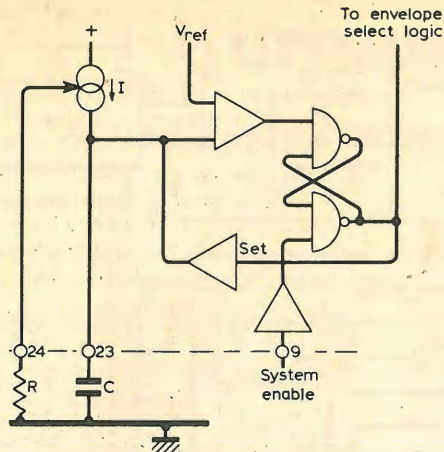


Fig. 7. One-shot circuit.

Pin 1	Pin 28	Output
0	0	v.c.o.
0	1	mixer only
1	0	one-shot
1	1	v.c.o. with alternating cycles

Again, the input can be programmed by switches or other logic circuitry. When mixer only is selected the output is not shaped. The external resistors at pins 10 and 7 set internal currents which charge and discharge the external capacitor at pin 8.

Because these linear charging ramps are used to alter the rise and fall times of the envelope, the resistors and capacitor can be used as attack and decay controls. If these controls are not required the resistor at pin 10 must still be used. As in the l.f.o., if exponential attack and decay slopes are required, a resistor can be connected across the capacitor.

The system enable circuit in Fig. 6 acts as an on/off switch for the sound output when a logic 1 or 0 is applied to pin 9. This input is also used to set the one-shot circuit in Fig. 7 with a negative-going edge. Pin 9 has an internal 15kΩ pull-down resistor so that if the input is not used the circuit will be permanently enabled.

For momentary sounds, the one-shot latch can be used which has a duration determined by the RC time constant at pins 23 and 24. The comparator switches when the capacitor voltage reaches the 2.5V reference voltage, and the circuit is then reset. Pin 9 must be held low for the duration of the one-shot, and can only be used when the correct envelope select logic has been programmed. Any attack time which has been set will occupy part of the one-shot period. However, any decay time which has also been set will not occupy part of the one shot period, but will be added at the end.

The output stage in Fig. 6 is an op-amp designed to interface with external

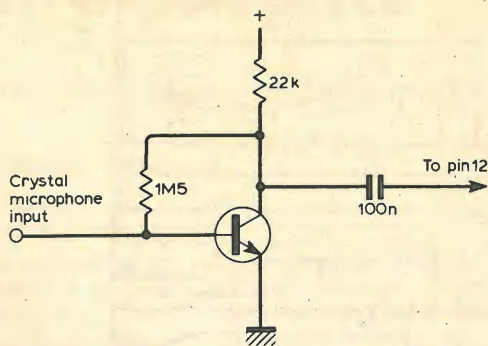


Fig. 8. Microphone interface.

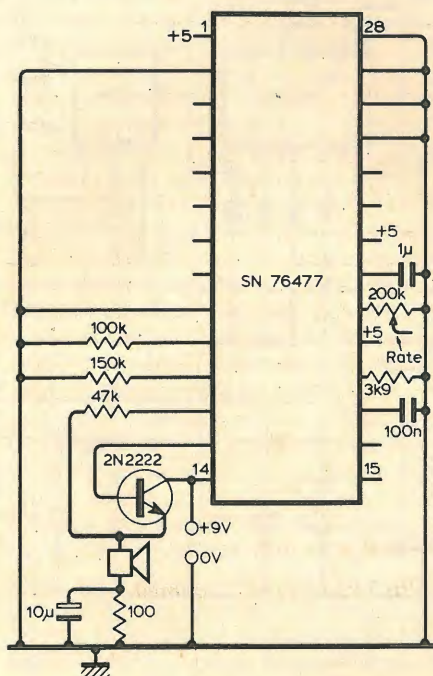


Fig. 9. Practical circuit for producing a siren/phaser gun sound.

sound modulators or further amplifying stages. Because the output is an emitter follower without a load resistor, pin 13 should have a resistor connected to earth, and ranging in value from 2.7 to 10kΩ.

Peak output voltage is  $3.4R_F/R_G$  where  $R_F$  is the feedback resistor at pin 12 and  $R_G$  is the gain resistor at pin 11. The output range is limited to 2.5V pk-pk before clipping takes place.

The resistor at pin 11 is the main control for output amplitude, and may be varied from 27kΩ to 220kΩ for amplitude modulation. Feedback resistor  $R_F$  is intended to compensate for external variations, but further filtering can be added to the output if a suitable feedback circuit is used instead of the resistor.

### More complex sounds

Although the i.c. can synthesize a wide variety of sounds by simple programming, highly complex waveforms can be produced with the aid of external circuitry. When two sounds are required simultaneously a square wave oscillator can be used to switch the mixer select lines at a frequency of between 20 and 100kHz. If different output amplitudes are required, the mark-to-space ratio of the oscillator output can be altered.

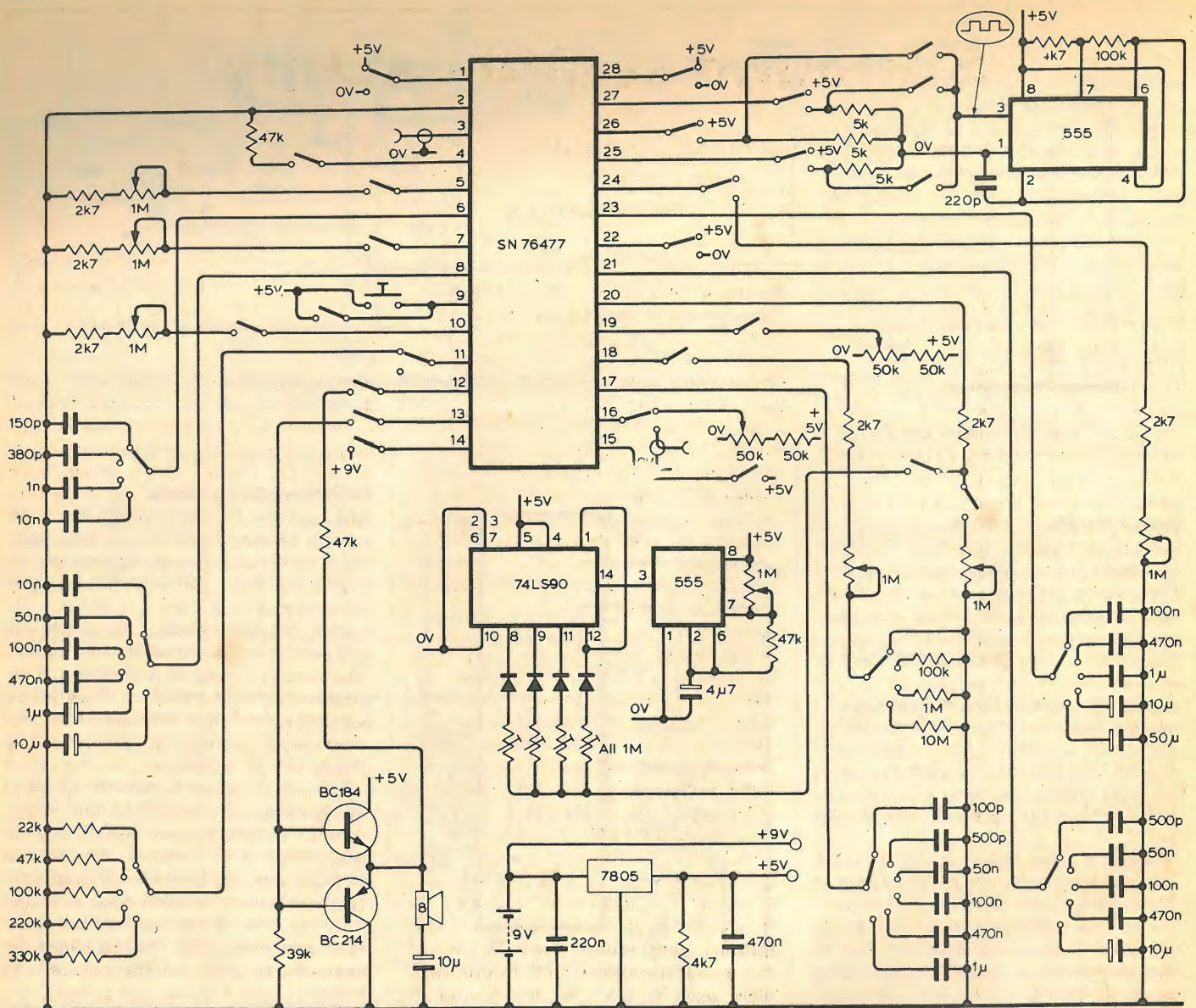
For applications where several amplitudes, frequencies or envelopes need to be programmed, a shift register or counter can replace the manual switch or potentiometer, and sequentially connect preselected resistor values. For more ambitious programmes a 1K r.a.m. could be used, for example, to play 16 different 16-note tunes.

Although the device does not have an external input for the mixer, which would be useful for interfacing the i.c. with other sound sources, external signals can be fed in via pin 12. An example of this is the circuit in Fig. 8 which can be used to add a voice signal to the sound output.

### Practical circuits

The simple demonstration circuit in Fig. 9 produces a "siren/phaser gun" sound. For more varied waveforms, however, it is worthwhile constructing an evaluation circuit such as the example in Fig. 10 which allows waveforms to be gradually synthesized using manual switches and potentiometers. The three mixer select inputs have an optional square wave generator as described earlier, and the low frequency oscillator can be sequentially programmed using a decade counter.

From experience, it is preferable to set all of the time constants to the mid-values, and start by programming the mixer and envelope select logic. Once the approximate waveform is achieved the noise, modulation and tone can be adjusted, followed by the more subtle effects of attack/decay and amplitude.



**Fig. 10. Evaluation circuit.** The 555 square-wave generator can be used to multiplex the mixer output, and the counter can be used to sequentially switch resistor values. Diodes are used so that the 74LS90 cannot source current into pin 20.

For miscellaneous waveforms and sound effects the 76477 is a very versatile and economical device. However, following some experiments with an electronic organ design, general stability problems make the i.c. unsuitable for use in an electronic instrument. Nevertheless, the prospect of interfacing the device to a microprocessor may well lead to a new breed of sound-effect generators.

#### Printed circuit board

A glass fibre p.c.b. is available from M R. Sagin at 23 Keyes Road, London N.W.2 for £4.50. The board, which is based on the evaluation circuit in Fig. 10, accommodates p.c.b. mounting slide switches and pre-set potentiometers. We understand that the SN76477N can be supplied by Technomatic Ltd, 17 Burnley Road, London N.W.10.

#### News in brief

The Executive Vice President of Matsushita Electric has announced that **Matsushita Electric (UK) Ltd** is to increase the range of the products made in Wales, and that it has completed negotiations to take over a government-owned factory next door to its existing colour tv factory in Pentwyn, Cardiff. The company will eventually be producing National Panasonic music centres and Technics stereo radio tuners in the new factory.

**Dexcel Incorporated** of California has appointed **Nore Microwave Ltd** as its exclusive agent for microwave transistors and associated products in the UK. The Dexcel product line consists of GaAs f.e.t.s of both low noise and medium power types, silicon

bipolar transistors, GaAs f.e.t. amplifiers and oscillators, all in the frequency range up to 18GHz.

A new magazine called **'Sounds Vintage'** is to be published bi-monthly, starting in January, and will be devoted to information, articles, news, views, advice and general information related to the 'hardware' and 'software' of vintage sound. Subjects covered will include: vintage wireless sets, acoustic gramophones, cylinder machines, the work of pioneers, records and cylinders, servicing and renovating and collector's information. Subscriptions from Subscription Department, Sounds Vintage, 28 Chestwood Close, Billericay, Essex.

Learned Societies, academics, universities and individuals in industry throughout the world were recently invited to nominate candidates for the **Fifth Marconi International Fellowship**. The Fellowship, a \$25,000 grant commemorates Guglielmo Marconi's creative contributions to scientific discovery, engineering and technology. The special subject chosen for the 1979 Fellowship is 'Outstanding advances in satellite and space technologies — relevant to improving world communications'. The grant will be made to an individual in recognition of his or her outstanding contribution in this field and it will be used to commission work, preferably by the recipient.

# Surround sound patents

Will the future of surround sound depend on patent bargaining?

by Adrian Hope

The modern history of surround sound has been the subject of regular reports in these pages. Inevitably, less has been written on the past history of multi-channel sound, and the patent literature contains a number of surprising revelations. It is also fruitful at the same time to examine the more modern patent literature, because this helps put into perspective current claims, disputes and commercial alliances in the surround-sound field. Moreover an understanding of the patent situation, both ancient and modern, may also be of value to those involved in the production of surround sound equipment and interested either in patenting their own ideas or ensuring that they do not encroach on ideas covered by current patents.

A PATENT IS A BARGAIN struck between the inventor and whichever country grants him the patent. The inventor discloses full details of invention to the patent office of the country in question — virtually every industrial country has a patents system — and if the patent office adjudges the idea novel a temporary monopoly is granted to the inventor.

Then, for a limited period of time, the inventor has the opportunity of preventing others from using the same idea. But simultaneously, as part of the bargain, the patent office publishes the details of the patented invention to the public. The disclosure document or patent, is from the moment of publication, a free source of information to the public. (The Holborn Science Reference Library off Chancery Lane in London, has a full set of patents from most industrial countries, including, of course, the UK. Copies of these may be bought, at a price dependent on length, or at a flat fee of 95 pence if the patent is British.)

Once the patent has expired, either by reaching the end of the statutory period or by failure of the inventor to pay any renewal fees that are necessary, the invention as disclosed by the published document passes into the public domain. Under the new UK laws a British patent will last 20 years in conformity with many other countries. (The previous term was 16 years.) It is, therefore, a safe bet that any technical information contained in any patent over 20 years old will belong to the public. Generally speaking, that infor-

mation cannot then be re-patented by the inventor or anyone else. It is clear, from the patent records, that a surprising number of audio ideas applicable to surround sound are well and truly part of the public domain.

As early as 1878, October 22nd to be precise, Thomas Alva Edison completed the filing of an important patent application in Britain. This issued as BP1644/1878, and it contained, just ten months after the invention of recorded sound, a passage that pre-empted the idea of multi-channel recording. Edison sketched and described a cylinder recorder with four separate cutter heads, simultaneously tracking different parts of the same cylinder. "Four persons may speak simultaneously and have records made in separate, parallel lines upon one cylinder, and the phonogram will reproduce the sounds the same as though it contained the record of but one voice," said Edison. Who says four-channel recording is new?

In 1881, a system was demonstrated by Clement Ader at the Paris Electrical Exhibition which effectively anticipated much of the modern binaural and dummy-head stereo work. Eighty of the newly-invented Bell telephones were used to transmit the sound of music from the orchestra of the Grand Opera through to listeners at the Exhibition. According to a contemporary report, a "new acoustic effect" was discovered by accident. It was found that if the listener took two, rather than one, telephone earpieces, and put one to each ear, the sound heard took on a new dimension. A "special character of relief and localisation" was experienced, for the simple reason that the sound fed to the listener's left ear was originating from one microphone and the sound fed to the right ear was originating from another microphone, spaced from the first. Presumably the most realistic effects were heard by those listeners who had by pure chance picked telephones connected to a pair of microphones spaced apart by a distance comparable to that between the ears of the human head. Although there is no record of a patent filed on this process, it surely represents the first disclosure of binaural stereo, albeit by direct wire transmission.

Incidentally, at the turn of the century cylinder recordings were made by the simple expedient of putting the artist in a room, facing a bank of several dozen cylinder recording machines. That way, without recourse to duplica-

tion which for cylinders was then technically difficult, or dubbing which degraded quality, one recording could produce several dozen cylinders. American recording engineer Jerry Bruck has argued that at least some of those recording machines must inevitably have had their horns spaced apart by the ideal distance for a crossed-pair recording. All that remains now is to find the right pair of cylinders from the same recording session and dub them together onto tape as left and right-channel sound records of the original performance...

Probably the earliest disclosure of, and patent on, a multi-channel recording is to be found in BP23620 of 1911. This patent, granted to Augustus Rosenberg of High Holborn, London, proposed a cinema sound recording and reproduction system which enabled "two synchronous sound-records (to) be obtained, one from each end of the front of the stage, or scene of the incidents to be recorded". The sound records were to be "produced photographically side by side upon a single strip" with reproduction through "sound reproducing devices placed at or near each end of the screen", to produce sound from the screen "in accordance with the movements of the apparent source of sound from side to side of the picture". Particularly important is the suggestion in this 1911 document that "the number of sound records employed is not limited to two".

It is interesting here to digress forward in time and note that Fred and Ralph Walker of New York patented the Cinerama film and sound system as long ago as 1937 (BP518905) with the object of "increasing the illusion of being in and surrounded by an environment by producing binaural sound effects".

In USA patent 1855149 of 1927, W. Bartlett Jones of Chicago described in some detail the now well-known effect of binaural sound, and suggested that the two channels of sound necessary could be either separately transmitted by using two radio wavelengths, or by adoption of multiplex techniques "so that a single wavelength may be used to broadcast two effects". Bartlett Jones then went on to suggest that the two channels of sound could be recorded using either a film record, or a disc with one effect on each side or a double or side-by-side groove. Alternatively, and most important, he went further to suggest that the disadvantages of recording separate channels in separate

grooves "may be avoided by providing the two effects in one groove. Two types of sound groove are now employed, one varying vertically and one varying horizontally. A groove may be made which varies vertically for one effect and which varies laterally for the other effect."

Thus by 1927 the notion of recording surround sound using binaural techniques and the vertical-horizontal modulation of a single groove was already old. Indeed, the notion of recording two channels of sound in a single groove modulated both laterally and vertically was already old in 1920. In July of that year, Samuel Waters of Washington filed USA patent 1520378, which claimed an acoustic gramophone using a pick-up with orthogonally related components, to track a groove modulated by orthogonally related vibrations. But again, Waters was interested only in vertical-lateral modulations and, like Bartlett Jones seven years later, was interested in keeping the two channels of sound separate. Incidentally, Waters was concerned with improving signal to noise ratio, rather than reproducing sound in three dimensions.

IT WAS IN 1931 that Alan Blumlein filed BP394325, which disclosed the principle of 45:45 modulation and while not claiming surround sound, as such, laid the foundation to modern surround-sound matrixing. Blumlein was the first to think of two channels as a means of transmitting or recording a composite of information for subsequent reconstruction into a usable format. Although concerned mainly with two-microphone recording and two-loudspeaker reproduction, Blumlein did suggest in passing the possibility of using "four or more loudspeakers" in a vertical pattern and microphones arranged "one above the other ... to provide significance of vertical as well as horizontal movement of the sound source".

Contrary to popular misconception, Blumlein did not describe quadraphonics or four loudspeakers in a quadrangle. What he did was reveal, and take advantage of, the psycho-acoustic phenomenon whereby the human ear/brain combination will hear a phantom spread of sound when facing two loudspeakers reproducing two channels of information containing amplitude variations to provide directional clues. Ironically although it is on Blumlein's patented approach to signal matrixing that modern surround-sound encoding is based, it is the illogical extension of Blumlein's pair-blend loudspeaker stereo ideas to a quadrilateral that has led so many surround sound designers into blind alleys. As Blumlein surely well knew, pair-blending works properly only when the listener faces the loudspeaker pair, and in a quadraphonic set-up only one loudspeaker pair can be faced at a time.

Even before Blumlein filed his patent application, Arthur Keller of Bell Labs in New York had filed an application which issued as USA Patent 1910254. This document, dated 1929, discloses an alternative approach to multi-channel signal recording and transmission and has subsequently been developed and adopted by JVC and Nippon Columbia.

Keller used a modulator to combine or multiplex the separate sound channels, by displacing them in the frequency scale "to form a progressive series of bands separated by suitable intervals". The multiplex approach was refined by William Livy of EMI, in BP612163, filed in 1946. Livy proposed a solution to the problems produced by speed fluctuation during reproduction of a multiplex disc. He proposed that a high frequency carrier be recorded on the disc along with the programme, and used on replay "to lock the oscillator in the reproducing apparatus in synchronism, so that if the speed of the record varies the frequency of the oscillator will likewise vary in the same ratio". In 1954, Kenneth Hammon of Ohio filed US patent 2849540, which developed the Livy idea further, to improve quality and frequency range, and relied on a 30kHz carrier.

Peter Scheiber of New York is generally acknowledged as the first to use a matrix technique of Blumlein descendance to encode four signals into two channels. The Scheiber master patents BP1328141 and 1328142 are now under the CBS wing, and it is interesting to note that a computer error allowed them both to lapse for a while, due to inadvertent non-payment of renewal fees! In fact CBS holds an extensive string of patents and more are continually issuing. BP1347993 and 1347994 are conveniently representative of the basic SQ system, and BP1303021 is similarly representative of the basic QS system. The Tate signal-dependent decoder is described and patented in BP1514162 and USA patent 3944735, again under the CBS wing. BP1402320 covers the Variomatrix decoder which is, of course, Sansui's signal-dependent process. (The Sansui circuit has been used by the BBC to enhance Matrix H decoding.)

Other important patents applied for early in the 1970's included USA 3417203 and British patent 1356843, both in the name of David Hafler. The last-mentioned is particularly interesting because it disclosed the basics of the so-called Hafler system for producing four-speaker stereo with a loudspeaker matrix. But Hafler prior-published the substance of BP1356843 in *Hi-fi News*, and therefore invalidated this aspect of the patent.

MOVING UP TO DATE, the original Ambisonics patent was BP1369813, which contains subject matter similar to BP1411994. This latter patent claimed the BMX matrix developed by Duane Cooper in the USA and has for

several years been under the wing of Nippon Columbia. The BBC, incidentally, has patents on a BMX-style matrix eg. BP1414166. Something of a puzzle is British patent application 34839/74 by the BBC. Although secret, this has been publicised as containing a claim to the use of a Sansui Variomatrix decoder with a phase shifter of 60°. If the report is correct, here is a novel approach to patent novelty — like claiming patent monopoly on a well known flagpole tilted to 60°!

Patents continue to issue on matrix encoding, multiplex and combined matrix-multiplex techniques from a world-wide range of companies. Examples of patents for extra-channel radio transmission systems are BP1367429 from Siemens and BP1377138 from Matsushita. It is likely that the Siemens patent may prove the master patent on phase quadrature three-channel transmission. The stream of issuing patents continues still because there is a lag between application and publication, and we are still reaping the dubious benefits of research enthusiasms now several years old. Almost certainly it is the number of mutually conflicting patents now issued that has produced a more adult approach by the competitive companies. Such a tangled web of conflicting patent rights has developed that, as with radio in its infancy, a degree of patent pooling has become inevitable if progress in the field is to continue without the largely unnecessary expense and delay of litigation.

Recently for instance CBS has received patents in the UK on modifications of the SQ system which involve the transmission and recording of extra channels of information in "discrete" manner (BP1504391 and 1504392). This suggests an overlap of patent monopoly between CBS and the string of firms more traditionally associated with the multiplex approach to multi-channel recording and transmission. The original Ambisonics — NRDC British patent 1369813 has now been followed by BP's 1494751 and 1494752 which respectively protect the concept of frequency-dependent decoding for improved sound localization and variable decoding to match the performance of a system to the shape of the room and number of speakers used. The Calrec sound field microphone, now being used by both the BBC and IBA, is clearly based on another NRDC-Ambisonics patent, BP1512514. Other patents based on Michael Gerzon's work are believed to be in the pipeline to grant. The BBC, IBA, Nippon Columbia and NRDC are already informally pooling patent rights and with the rights of Scheiber and Tate aligned with the giant CBS and the interests and allegiances of Sansui and JVC currently ill-defined, the commercial future of surround sound must depend as much on patent politics as system performance. □

# Measuring Frequency? Just a second!

This new frequency meter from Feedback, the FM 610, gives you outstanding resolution in less than one second reading time.

In fact, above 1Hz, resolution is between ten and a thousand times better than with a conventional timer counter.

Highly sensitive and reliable, the remarkable FM 610 operates over a wide 0.001Hz to 10MHz frequency range. And you get direct reading right down to the lowest frequencies. The built-in processor sees to that. Cuts out all those lengthy calculations so operation is really simple.

The FM 610 is one of the superb range of Feedback instruments designed and manufactured to provide high performance at a reasonable price.

What's more, it's backed by over twenty years of Feedback experience and a **two-year guarantee**. The 600 range is available direct from Feedback Instruments Limited, so for fully detailed literature on the FM 610 simply complete and post the coupon today.

Or contact our distributors.

**electroplan** P.O. Box 19, Orchard Road, Royston, Herts, SG8 5HH.

Please send further information on the FM 610 and the other 5 instruments in the range.

Name \_\_\_\_\_

Position \_\_\_\_\_

Company \_\_\_\_\_

Address \_\_\_\_\_


Telephone \_\_\_\_\_

## Feedback Instruments Limited



Park Road, Crowborough, Sussex TN6 2QR.  
Telephone: Crowborough (08926) 3322.  
Cables: Feedback Crowbr. Telex: 95255.

WW 1/79



The Feedback FM610 will make even the testiest tester smile.

WW - 025 FOR FURTHER DETAILS

GRADE: *Professional and Military*  
 FREQUENCY RANGE: *100KHz to 31MHz*  
 STABILITY: *High - with digital lock*  
 COST: *Modest*  
 MAKER: *Eddystone, of course!*  
*1837/1838 SERIES*



Eddystone's new 1837/1838 series of high-grade h.f. communications receivers covers most general-purpose applications in professional and military communication, including marine use where speech, telegraphy or f.s.k. teleprinter signals are employed. A particular feature of the new receivers is the unique method used for frequency stabilization, which provides the convenience of manual tuning with the facility for locking the frequency to a high degree of accuracy.

The 1837/1838 series has been approved by the British Ministry of Posts and Telegraphs as complying fully with specifications MPT 1201, 1216, 1217, 1204. Reliability is an outstanding feature, and the performance is maintained under severe environmental conditions of climate and location.

Please ask for full details: 1837/1 Ship's Main and Reserve Receiver: 1837/2 General-Purpose High Stability Receiver: 1838 Series General-Purpose Telephony Receiver.

## Eddystone Radio Limited

Member of Marconi Communication Systems Limited

Alvechurch Road, Birmingham B31 3PP, England

Telephone: 021-475 2231 Telex: 337081

A GEC-Marconi Electronics Company



## ENGINEERS, GET OUT OF BRITAIN

I am amazed to see "Mixer" treating the news that "A" level students shun careers in industry with such levity (October issue). Lack of really first-rate people in engineering is probably one of the greatest problems facing British industry today. Nevertheless, one cannot blame either the students or their teachers for this attitude. The fact is that engineering is not regarded as a respectable profession in Britain, an attitude which is repeatedly emphasised by the salaries offered for senior, responsible engineering jobs.

I am a graduate in electrical engineering with twelve years' post-graduate experience, spent partly in R&D and partly in production engineering. In 1972 I chose to leave Britain because I saw no prospect of ever having a reasonable standard of living there. Here in Belgium, I have a basic salary of about £19,500. Even allowing for differences in cost of living, taxation etc., I would need a basic salary of about £15,000 to maintain the same standard of living in the UK. Judging from job adverts currently appearing in the national and technical presses, I would be extremely fortunate to get an offer of £8,000. I for one am quite happy to stay here where professional, graduate engineers are regarded as social and professional equals to doctors, lawyers, etc., and I would recommend any Britons unfortunate enough to have chosen engineering as a career to seriously consider leaving the country.

I know of no other country in the world where engineering is so poorly regarded and remunerated as in the U.K. The blame must largely rest with the engineers themselves, of course, for accepting the disdain with which their profession is seen by management and public alike. I am, however, sure of two things: British industry will be unable to attract top students until and unless the engineering profession be given corresponding status to that of the "respectable" professions; and British industry will not make the long talked about recovery until and unless top students can be persuaded to choose careers in industry.

J. W. Pepper  
Brussels  
Belgium

## 3D TELEVISION

Professor D. A. Bell, writing about three-dimensional television in the November issue, dismisses the two colour (anaglyph) process for "entertainment television." But what about the odd 20% of television time which is intended to be educational rather than entertainment? I have always maintained that a 3D picture in mono is much more informative than a 2D colour picture and there are many programmes which would be more immediately comprehensible by the use of the anaglyph system. Perhaps we could persuade the BBC to include pieces of red and green transparent, toffee paper in an issue of the *Radio Times* and give us a "Tomorrow's World" in 3D? Just once!

Meanwhile perhaps readers would be interested to hear of my own private method of obtaining true stereoscopic pictures from an ordinary 2D television set. I have some scores of pairs of photographs of most celebrated people and places, taken over the last two or three years. The secret is to watch for



an angular change between subject and camera and then to take two photographs in quick succession — perhaps a half to one second in time apart. Briefly the conditions arise when (1) the camera is seen to 'crab' round the subject, which it frequently does on set, in architectural scenes, and from helicopters; (2) when advantage is taken of small changes of angle of close-up heads — these might require several shots to find a suitable pair; and (3) when the object is turning on a turntable. It is almost essential that the camera is motorized, and it is better if it has an interlens shutter. The exposure with a 125 ASA film — which may be colour — is of the order of 1/30th second at f3.5 at normal brightness of picture. The television camera must not be zooming at the time, of course. The process requires alertness and deftness, and a sympathetic family.

John T. Lloyd  
Glasgow

## RELATIVITY AND TIME SIGNALS

Dr Essen (December letters) deserves an answer. Dr Griffiths doesn't supply it. However, I was fortunate enough to tune in to the following radio conversation between a Martian (M) and an Earthling (E). It might help if I quote it.

**M:** I don't understand this relativity theory that you chaps have dreamed up. Can you suggest an experiment?

**E:** Yes. When you are ready send me twenty pulses at one second intervals by your clock and I will do the same to you by my clock.

**M:** I received twenty pulses but they were not at one second intervals.

**E:** Of course not. I received twenty also but after making the necessary Doppler correction I find that the interpulse interval was  $(1 - v^2/c^2)^{-1/2}$  where  $v$  is your velocity.

**M:** How did you know my velocity?

**E:** Easy enough. You are on your usual carrier frequency so I could find your velocity by doing a Doppler correction to it (relativistic of course).

**M:** I'm sorry but it seems to me like a circular argument.

**E:** Of course it is! If it wasn't there would be some loose ends somewhere. The only way to keep an argument free from paradox is to make it circular!

**M:** It seems to me there is only one thing we do agree about. There were no missing ticks!

**E:** Yes. . . . Are you sure you sent twenty?

**M:** Of course I am. I can count. Once round my fingers and toes!

**E:** Er . . . . . but you're a Martian. . . . .

G. F. Filbey

School of Physics

Polytechnic of the South Bank

## RAILWAY PUBLIC ADDRESS

I was not at all distressed to read of Mixer's travails with the public address system at London Bridge Station; in fact, I was rather gleeful. For we have the cure to the problem, in fact have had it for years. It's our Speech Enhancer, which was originally developed to counter Soviet jamming of Israeli radio broadcasts, and which worked very well at it during the Yom Kippur War of 1973.

What the Speech Enhancer does is to reduce the level of vowels relative to consonants. In English, as in most languages, the vowels contain the energy and the consonants contain the information. The difference in energy ranges from 20dB to 60dB, or occasionally more. How much energy is there in a stop?

Fairly consistently, at the 90% intelligibility level, we get improvements of 12-13 dB in intelligibility in white noise, for the same peak signal level. Translated, this means that for the same amplifier power, you get the same intelligibility at the 90% level if you increase the white noise by 12-13 dB, or alternatively, for the same environment, you can cut the amplifier peak power by a factor of 20 or so.

With normal speech the intelligibility falls off slowly so that if the noise goes up 6dB, you might catch one word out of two. With the Speech Enhancer, it falls off abruptly, so that if the noise goes up 3dB, you won't understand anything. The speech has a different quality than normal speech; it tends to cut through and demand attention.

Now the pitch. We should be delighted to sell Speech Enhancers to the British Railways, or to anyone else in Britain. (By the way, they are low power devices which consume about one watt and go between the microphone and the amplifier. There is only one control — a pot used to adjust input level — and one indicator, a l.e.d. which flashes when the optimum peak input level is passed! on speech bursts.)

Yale Jay Lubkin

Ben Franklin Industries Ltd

Casey Creek, Kentucky, USA

On page 98 of the October issue "Mixer" says: ". . . it must surely be possible to design something that is at least intelligible." Of course it is!

Soon after the war British Railways installed at Liverpool Street, Charing Cross, London Bridge, and probably other stations, public address schemes that worked really well. The design and installation work was, if I remember correctly, by Rediffusion Limited. The essence of the scheme was that it employed many low output loudspeakers close overhead, instead of the few high power horns that had been used before. Another feature of the Rediffusion design was that it included a form of a.g.c. which boosted the

output when locomotives (steam in those days) were puffing hard or blowing off.

The important point is that the Rediffusion job worked well. Then, perhaps 10 or 12 years ago, although the installed equipment was, so far as I could tell, still working well, it was ripped out and replaced by something else. Although this "something else" still uses a multitude of small speakers it has never been properly intelligible since the day it was commissioned.

C. H. Starr  
London SE14

## SYNTHESIZED F.M. TRANSCEIVER

Over the past few months I have been reading, with interest, some of the modifications which have been carried out to the two-metre f.m. transceiver which I designed (November and December 1977). From what I have read it seems that the v.c.o. is causing certain people some trouble (I myself have built nine of these units with practically no trouble). However, the following points on the v.c.o. may be of some use:

1. The number of turns, and hence the Q of L, is critical as this sets the V/MHz sweep of the v.c.o. and hence the loop gain; increasing Q is likely to lead to loop instability, but reducing Q prevents the necessary swing

(22-24MHz) and will lead to a 'sloppy' lock. The type of ferrite slug has to be selected with care, as some of the ferrite slugs available may only be used up to 3MHz.

2. The emitter follower buffers are

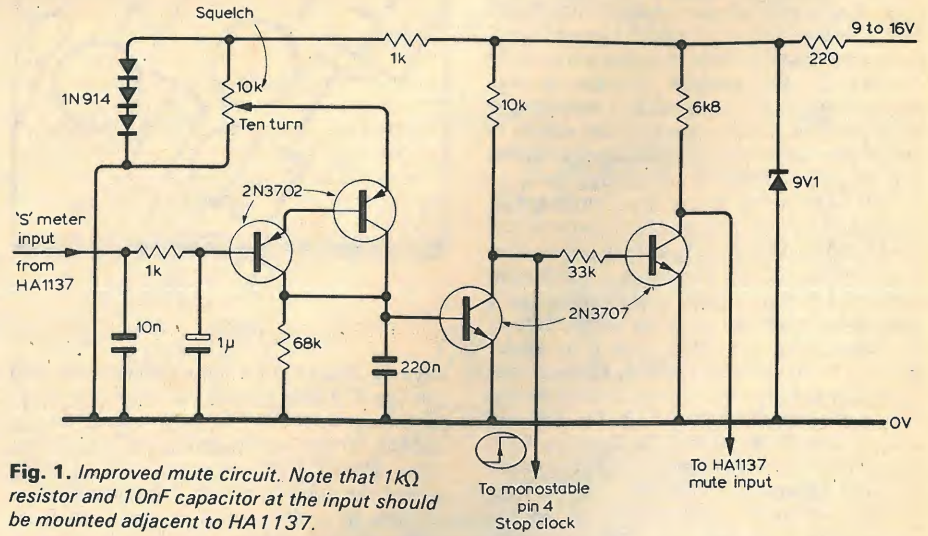


Fig. 1. Improved mute circuit. Note that 1kΩ resistor and 10nF capacitor at the input should be mounted adjacent to HA1137.

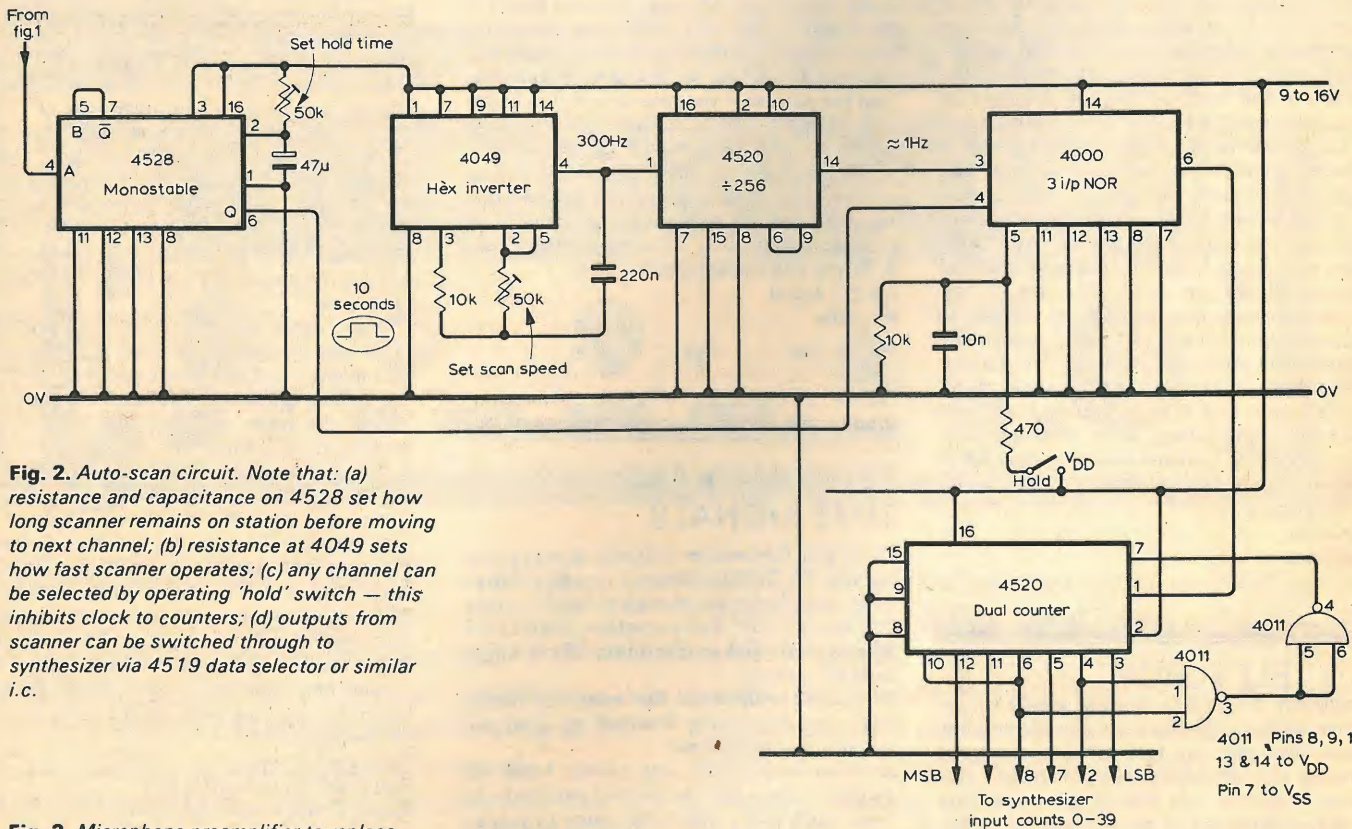
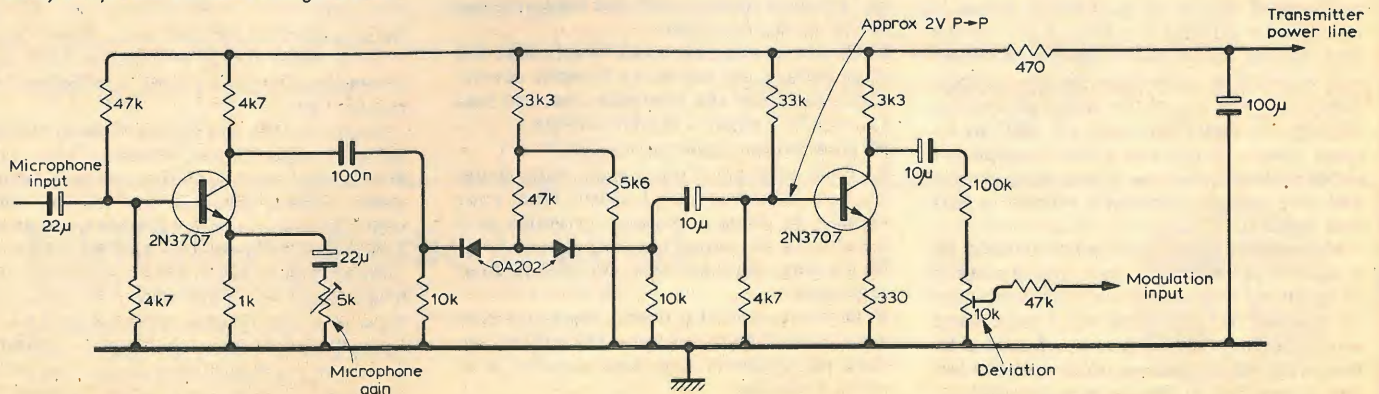


Fig. 2. Auto-scan circuit. Note that: (a) resistance and capacitance on 4528 set how long scanner remains on station before moving to next channel; (b) resistance at 4049 sets how fast scanner operates; (c) any channel can be selected by operating 'hold' switch — this inhibits clock to counters; (d) outputs from scanner can be switched through to synthesizer via 4519 data selector or similar i.c.

Fig. 3. Microphone preamplifier to replace costly compressor i.c. used in original text.





necessary to isolate the receiver/transmitter inputs from the input of the 74LS74. Otherwise the first multiplier could have a tendency to be unstable.

3. Regarding the pull-up resistor between the 74LS74 o/p and the 4059, it was found that this resistor pulled the t.t.l. o/p up to 80% of the c.m.o.s. supply and was quite adequate. Although I did try a transistor interface (in grounded base), I found there was no improvement in performance. The use of a pull-up resistor to interface t.t.l. 5V logic to c.m.o.s. level is quite normal practice, and has no detrimental effects on either device.

4. It should also be noted that the output pulse of the 4059 divider is very narrow (160ms) and only occurs about every 1ms; in consequence it may be difficult to see this pulse on lower-grade oscilloscopes. To overcome this I suggest connecting a flip-flop or monostable to the output to pulse stretch.

5. The supply to the v.c.o. must be absolutely noise free, otherwise a noisy output will result.

The quadrature detector crystal was found to be adequate for n.b.f.m. stations. Unfortunately the use of repeaters combined with operators using wide deviation can lead to the overloading of the crystal. To overcome this problem in the prototype the 10.7MHz crystal was replaced with a 10.7MHz ceramic filter to give a "clean" tone.

By this modification adversely affects the operation of the mute circuit and the modification shown in Fig. 1 was incorporated.

This circuit is also used to stop the auto-scan circuit (Fig. 2) which then holds on the channel in use for approximately 10 seconds, during which time "hold" can be selected — otherwise the scan continues.

Fig. 3 shows a circuit which is now in use in the author's transceiver to replace the costly microphone compressor. This circuit seems to work as well as the i.c., but is still under evaluation.

The phase output pulses for the 4046 (pin 1) can be used to inhibit the transmitter output until the loop settles, if this is thought necessary. In the prototype this was not incorporated as it took approximately 80ms for the changeover to complete (relays and RC time constants, etc.) by which time the loop was stable.

However, some time ago these phase pulses were used to trigger a monostable to give a transmitter lock out, in the event of the synthesizer losing lock.

I hope that the above points are of some interest to would-be constructors, and I am glad to see (gauging by the number of letters I have seen regarding the design) that there are still some real radio amateurs around and not just black box operators as I was beginning to believe.

T. Forrester  
St Annes  
Lancs

sense on the way through its learned bowels; (2) to tell you after looking at the data that you are asking the wrong questions; and (3) if it is to be used by the majority of R&D people such as I have met with these past 40 years, the ability to tell you that you are running up a blind alley.

Nor should one suppose that computers of any kind will put people out of work. I have yet to find a firm installing one who did not find that they employed more people than before just because the thing did queer effects about once a year and the time involved in clearing them up made the extra staff necessary. Me, I shall wait and see, always prepared to have a good laugh.

Philip Smethurst  
Bolton  
Lancs

## BICYCLE DYNAMOS

In his original Circuit Idea Mr Pollard seemed to be dealing with bicycle dynamo in general. Now, however, it seems from his comments on my letter in the October issue that he is concerned with two specimens of H. Miller make.

Regarding the first, of eighteen years ago, which burnt out its tail lamp, perhaps I can help him. I had a look at such a one, said to be of about that age, which had stamped on it "6 volts 3.6 watts." It has an 8 pole magnet, incidentally. The use of bulbs which do not take a total of 0.6 amps or more at 6 volts would produce the effect he observed.

As for the second, which doesn't give more than 5 volts, and so on, if the magnet is in order (which it seems to be) his trouble is presumably a short-circuited coil, i.e. a short part way along the coil system. It is suspicious that he gives the d.c. coil resistance as 2.5 ohms, by the way: the old dynamo I saw had 3.2 ohms according to an Avo.

It is quite useless for Mr Pollard to postulate the necessity for electronic changeover circuits and extract profundities when his total argument is based on one faulty specimen. He should begin by requesting the makers to exchange what he has for a good one, and then move on to bicycle dynamo in general before writing further.

P. Short  
University of Newcastle-upon-Tyne

## MOBILE CB DANGERS

I would like to add my voice to those of the many (I hope) people who are opposed to the introduction of citizens' band in the United Kingdom.

My reasoning is not so much against the use of home based stations, but against the possible introduction of mobile stations. Communication while on the move is indeed a serious business, and I believe it is frowned upon by our police force. Mobile communication has even prompted research into its effects on a driver's decisions, e.g. an Open University production "Just an accident?" on October 2nd, 1978 was a documentary on research carried out by a university research group. The group was conducting experiments on many drivers, where a driver had to negotiate a course, consisting of driving through two posts. The posts were situated at such a distance apart that the car would either not go through them, and thus knock them down, or they were not spaced so close so that the car would clear them. After a

control experiment (i.e. without any communication with the driver) the car was fitted with a transceiver. The driver was then asked to negotiate the course while answering questions. It was found that there was a 40% increase in the number of times each driver tried to get through a gap that was too small for the car.

If these results are compared with those situations a driver usually encounters in a busy city or crowded streets, then I believe if that driver were engaged in communication on a c.b. mobile rig, his chances of having an accident would dramatically increase. This situation would also apply to radio-telephone systems and even amateur communications while mobile. I am not trying to abolish mobile communications, but if dozens of inexperienced c.b. users suddenly take to the road I feel the accident statistics would suddenly rise. I think that experienced communicators (amateurs and professionals) should be allowed to continue, but surely the convenience that mobile c.b. might bring is heavily outweighed by the cost of people's lives.

C. Riley  
Woodthorpe  
Nottingham

## HI-FI IN THE HOTHOUSE

The controversy over subjective vs. objective assessment of audio equipment continues noisily. In the hope that, if nothing else, it will result in a quiet spell of contemplation, may one of the engineering profession's geriatrics drag a hitherto ignored factor in to the debate?

The subjective lads always have one distinctly frayed around the edges "ace" up their sleeves, which gets dragged out whenever the objective arguments start to get a bit too conclusive for comfort. "Ah!" they say "But why is it that transducers often measure well and nearly identical to one another — yet invariably sound different?"

Why, indeed. Well, since I'm a little too old to derive comfort from burning joss sticks and reciting magical incantations like "Musicality, musicality, musicality . . ." let's have a look at pickup cartridges since these are invariably held high as the arch villains in the scenario.

A recent commission gave me the chance to investigate some conflicting measurements on a range of cartridges imported into the UK — chiefly a sharp difference between those supplied by the manufacturer and those checked by the UK agency. It didn't take long to spot that the curves supplied with the cartridges were plotted at an ambient temperature of 24°C which for those who still yearn for the pre-EEC era, is close to 75° F. For your average British home, this is near hothouse conditions! It came as no surprise, then, that at some 5°C lower the amplitude response fell right out of acceptable limits. A further few degrees lower still, and we started to get tracking problems. How did they sound, though? Pardon the pun, but not so hot. Subjective impressions clearly reflected the varying response which took the form of either a h.f. peak for higher temperatures to a falling response for cooler ones. With most of the samples, the variation was as much as 2dB per degree C.

My curiosity aroused, I started to check all the other makes of cartridge I could get hold of and, with a few exceptions, all exhibited a significantly temperature-conscious res-

## INTELLIGENT MACHINERY

Your editorial on intelligent machines (November) seems to me a bit gloomy. Any machine that claims to even minor intelligence ought to be able:

(1) to query data you put into it on the ground that there is probably something wrong with it — even today it seems assumed that you can put nonsense into a computer and it somehow becomes transmuted into

ponse curve. More surprising, the worst of all were the moving coils with one popular model, widely acclaimed in the hi-fi press, exhibiting a considerable variation in h.f. response with quite small fluctuations in temperature. Again, at what one would accept as being a modest summer ambient temperature, two versions of the same model refused to track satisfactorily at a little over the manufacturer's maximum recommended stylus pressure.

It needs no imagination to see how one can easily arrive at sharp disparity between what one measures in the clinical coolness of a laboratory and what one actually hears in the warm comfort of a living room; or for that matter, why the same cartridge will sound inexplicably different one day compared with the next. I have looked at current published reviews in the popular hi-fi press and nowhere do I see any reference to ambient temperature at the time of measurement. Even more important, amplitude variations over typical ranges of working temperature do not appear to be investigated at all. Needless to say, the identity of the chief offenders is the concern of my client. But any comments, pundits?

Reg Williamson  
Norwich

## FINANCING NEW IDEAS

Your editorial "Ideas for sale" in the September issue touches closely a spare time activity of mine. I have been involved for many years in creating electronic products; forming companies and either selling the products, the companies or both, or trying to. Raising capital for electronic product enterprises or failing to raise it. Succeeding or failing, and even going into liquidation.

I consider myself an expert on all the negative aspects of the above, all the pitfalls, the problems and what causes them. I am getting a glimmering, after 28 years, of how to be an expert in the positive aspects.

My spare time activity is putting all this experience and know-how into a book on the subject, a sort of guide to the young technical innovator of the future. I am not doing it for money; I do not expect to make a profit from it. Taking this attitude I may well accidentally discover just one secret of success and actually make a profit, but it is not the motive. The motive is to try to help others who should not have to go through such negative financial climates as we have experienced in the UK for the past twenty years.

Your comment that to start with half the required capital could well be worse than nothing is an understatement, it is a gold plated guarantee of total failure.

There are many case histories but one is a good example of the whole British financial sector attitude. A small company had a good potential, agreed by all. A British financial source rated it first class but then only wanted to put up half the figure calculated by the principals as necessary. The small company was persuaded to go to Holland and see a Dutch source. The Dutch carefully examined the project and agreed it was first class but insisted on putting *twice* the amount the principals had calculated. The project was a success and the Dutch were right for the original calculation was well out, not by over estimating but by under estimating.

UK technical promoters are pre-conditioned to ask for less than they need for the fear that if they ask too much they will be turned down. The financiers then cut this requirement again. The British built-in ingredient for small business suicide, as evident from the lists of companies going into liquidation.

I would like to hear from any of your readers who care to write to me with simple factual accounts of their experiences in this field. Not only the failure accounts but the successes as well — there must be some. With their permission I would like to edit their experiences into the book in order to offer a much broader view than just my personal knowledge.

H. E. Tracey  
78 Broadwalk Court  
Palace Gardens Terrace  
London W8

## ELECTRICAL NOISE IN AUDIO

With reference to James Moir's article "Electrical Noise in Audio Engineering" in your August 1978 issue, Mr Moir is certainly correct in concluding that any signal-to-noise specification should be referenced to an appropriate specification. Mr Moir, however, unintentionally does a dis-service to the goal of bringing some order to the present chaotic situation by leaving the impression that there are very few instruments available capable of measuring noise with the CCIR 468-1 weighting curve and the quasi-peak metering method of DIN 45 405. In addition to the two instruments mentioned by Mr Moir, I have learned of the following others:

Radford ANM3 Audionoisemeter  
Sennheiser UPM550 Universal Level Meter  
Siemens U2004 Noise Measuring Set  
Siemens U2133 Psophometer

In addition, there are older instruments no longer manufactured which have used the quasi-peak method with either the 468-1 weighting network or the older CCITT P.53 weighting network that are still in use or can be located from time to time:

Grundig MV5 Millivoltmeter and KM5 Filter/analyzer (CCITT P.53 weighting)  
Sennheiser RV55 Vacuum Tube Voltmeter and FO55 Weighting Filter (CCITT P.53 weighting, modification kit for CCIR 468-1 weighting available)  
Siemens U2033 Psophometer (CCIR 468-1 weighting)  
Siemens U33 Psophometer (CCITT P.53 weighting)

Any reader knowing of other instruments with the quasi-peak capability is invited to advise this writer, c/o *Wireless World*.

Dolby Laboratories makes a fairly persuasive case for their proposed CCIR 468-1 weighted/average reading meter standard on the grounds that quasi-peak meters are not easily obtained. My personal view remains, however, that such a new standard is not needed and wider use of the existing instruments would assist in creating additional demand for instruments with the quasi-peak capability. Why create further confusion when an already adequate standard exists?

A. L. Henrichsen  
Arlington  
Virginia, USA

*Mr Moir replies:*

My thanks for Mr Henrichsen's list of instrument makers supplying meters meeting the CCIR-468 requirements. When I noted the names of the only two meters of which I have actual experience I expected that I would be inundated by literature from other manufacturers drawing attention to their products but I was disappointed.

I appreciate his comment on the CCIR ARM weighting etc. I do not know the price of most of the meters Mr Henrichsen lists, but the Dolby ARM 468 weighting adapter plus an average responding meter scores heavily on price. If it is assumed that an average responding meter is available and need not be purchased, and this must be true of every laboratory, then the Dolby weighting network costs around £150 whereas a meter to the CCIR requirements costs around £800. It is this aspect that makes me believe that we may end with two 'standards' with the nationalised bodies using the CCIR meter and industry using meters meeting the Dolby proposals.

## SYNTHESIZED F.M. TRANSCEIVER

After several unsuccessful attempts to procure the three b.c.d. adders required in T. D. Forrester's frequency synthesiser (November 1977), a brainwave revealed that two binary adders can be used instead.

It works because the three intermediate counter sections of the 4059 divide-by-N counter can be preset to a binary 15 instead of a binary 9, while their place values are still 1, 10 and 100. Careful analysis revealed that in this case there is never a carry from the 10s to the 100s, so the third adder that only accommodates the carry can be omitted.

The only snag is that the pin connections of the 4560 (b.c.d.) and the 4008 (binary) adders do not match. This means redesigning the board.

Michiel van der Vlist, PAoMMV/G5CGD  
Driebergen  
Holland

## K FOR KONFUSION

Reference your note to J. E. Chester's "Spelling for technical jargon," (October letters), I fear that you are confusing mice for pussy cats.

Your say, correctly, that the lower case letter k stands for 1000 in SI units and then go on to say that the upper case K has been adopted for 1024. Has it? My SI units have it as degrees Kelvin and no matter how much "adoption" the binary people make, one should keep to SI units for all symbols large or small.

A constant battle is with firms who produce instruments which measure resistance and have ranges marked in degrees Kelvin (e.g. 1000K); they think it is 1000k ohms (certainly not 1024.10<sup>3</sup> ohms).

I hope that *Wireless World* will not compound the felony of condoning k = 1024 when mentioning SI units in the same text.

John Freeman  
SHAPE  
Belgium

## A.M. BROADCAST RECEPTION

With reference to Mr McLeod's letter in the November issue, on a.m. broadcast reception, I would like to point out that while I agreed with him on his points about a.m. reception, the word "reception" should be taken more into consideration. I am an electronics engineer and in a year I repair many hundreds of radio sets, television receivers, and cassette players, etc., all of different makes and places or origin. Mr McLeod goes on about transmission, but I feel the BBC and IBA do a great job on sound transmission. Unfortunately the British set manufacturers undo it all again.

Many times I've had a German tv set on the bench and a British set on at the same time, and the difference between the two on sound is unbelievable. British manufacturers seem bent on thinking the British public all have cloth ears. There is no, or very little, h.f. response on British television sets, while on German sets you can hear cymbals and all the h.f. notes as clear as day. Surely in this day and age with f.m. sound on television this should be no problem to achieve.

But again getting back to radio, if you take a British radio (made in Japan, of course) and a German radio receiver of the same price, the same stupid problem is there on a.m. and f.m. The British set is pathetic on sound reproduction. No l.f., no h.f., response at all on a.m. or f.m. So come on Britain, start designing better a.m. and f.m. detector stages and let the British public hear what a good job the BBC and IBA do of sending sound. They don't send out sub-standard sound, so why on earth do we have to listen to it?

C. E. Linskaill  
Penicuik

## SPEAKERS CORNERED

I refer to your leader in the April 1978 issue of *Wireless World* concerning the lack of communication between loudspeaker manufacturers and reviewers. Historically loudspeaker manufacturers have been reluctant to provide a sample of their product — as you rightly say, the result of many hours and pounds of research — just to have it slated in a review which may or may not be simply the result of somebody's personal pique.

We are all aware of the sometimes ridiculous specifications issued by manufacturers, such as 'frequency response 30-20000 Hz' with no reference to amplitude deviations within that bandwidth, and 'power handling 50 watts'. A single loudspeaker can be given a rating of 20W to 150W, depending upon whether a sine wave, warbled tone, or pink noise is used, or whether the reading is in mean, continuous or peak music power. And of course, the power rating is totally meaningless if no indication of efficiency is given.

Scientifically, the loudspeaker is complex — probably accounting for the proliferation of books, papers, articles and lectures on this subject. If one forgets transducer engineering, which covers magnetics, fluidics, elasticity and all the other fields of physics, to build a complete system involves three totally different sciences: the conversion of a

signal to the voice coil, electricity; the movement of the speaker cones, mechanics; and the movement of air, acoustics. Not only are these three different fields, but they are often in total conflict with one another.

Added to this is the fact that the majority of speaker manufacturers in the British consumer field are cottage-industry systems engineers. Most of them use the same transducers over and over again, simply jiggling around with the box and crossover design. They only have to change the type of wood used for the enclosure and a couple of components in the crossover to get an entirely different subjective result, although the actual specification remains the same — which one is correct?

When an amplifier is evaluated, the measurements are displayed on meters, or pen recorders and are therefore absolute. When a television receiver is evaluated, there is an internationally accepted test card, so again the results are absolute. There is not and never has been a test card for loudspeakers. Dare I say it? If there were a meaningful set of parameters for speaker manufacturers to adhere to, the majority of them would be out of business.

I have been involved in domestic loudspeakers, but my main field is in studio monitoring where a pair of speakers can cost around £3000. The specification may be impeccable, but may not sound correct to customers having a system installed in their particular environment. Spectrum analysis shows that the response is no longer flat — due to room reflections and absorption — the response more closely resembling a cross section through the Alps. This can easily be corrected with filters, but as is often the case, the resulting perfectly flat response sounds dull and uninteresting — and more to the point — the quality of the final recording suffers. Once again we are back to our original series of compromises. Studio monitoring is the most critical application any loudspeaker will have to endure, but if one way is acoustically correct and the other musically perfect — the latter is the reason why people buy loudspeakers and that is the one you settle for.

Having contented oneself with these apparently conflicting facts, no matter whose loudspeaker you listen to — no matter how weird and wonderful his explanations are, he is bound by exactly the same laws of physics as any other manufacturer — and they are extremely stubborn and reluctant to change.

Impulse response I can handle, as I can third harmonic distortion — but heaven know what in creation absurd terms like 'cardboardiness' and 'fluffiness' mean. One has no idea of the room acoustics in which the speaker is being evaluated, nor the source of music. One review actually stated that they used BBC Radio 3 transmissions. With the utmost respect to the BBC, who do put out some of the highest quality broadcast material in the world, under the best conditions, assuming that no GPO lines or tape recorders are used, you are lucky to get anything below 40Hz or above 15kHz out, with a dynamic range of 35dB and distortion of around 0.5%. Any engineer will tell you that those are perfectly acceptable specifications, but to value and subsequently slate a speaker with that source is rather like evaluating a camera lens in the fog. As was pointed out by the supplier of that information, using most commercial pressings as an alternative source is like doing the same evaluation with the lens cap on.

Assuming near perfect sources e.g. live broadcasts from p.c.m. transmissions, direct cut and special sampler discs and studio master tapes, I would still hesitate to condemn any loudspeaker since that would inevitably involve my personal taste.

One reviewer once printed an oscillogram of a sine wave of 50Hz at 50 watts mean power. When I queried his reasons for doing this, he said that the manufacturer's specification stated 50 watts as the power handling capability. True — but the fact that the speaker handled that signal is academic, or, to be more precise, is totally meaningless. A 50W sine wave into a loudspeaker capable of producing 91 dB, with 1 watt at 1 metre, is equivalent to music at around 120 dBA if the energy spectrum is considered — not a very meaningful test for a bookshelf loudspeaker. To be fair to reviewers — I quote equal meaninglessness from the specification sheet of a well known manufacturer "This is accomplished by a unique form of horn loading which involves an acoustic doubling process that converts the wavelength from inches into feet."

It is unlikely that manufacturers, reviewers and — most important of all — users of loudspeakers will ever agree any more than music lovers will, and it is them after all that keep us all in business.

S. J. Court  
Court Acoustics Ltd  
London NW6

## RTTY "INTERFERENCE"

Were other r.t.t.y. enthusiasts as stunned as I was to read Pat Hawker's comment: "A general appeal to r.t.t.y. enthusiasts is that they recognise the high interference-potential of this mode and keep contacts reasonably short. . ." (October issue)? In shocked amazement I read it again and again but could extract no other meaning than that which had numbed me at first sight.

With the adoption of the 170Hz shift standard, r.t.t.y. has a far smaller interference-potential than any telephony mode. Lest it be argued that r.t.t.y.'s 100% duty cycle is more troublesome than s.s.b., it must be noted that r.t.t.y. can be "notched out" whereas s.s.b. can not. Of course one often hears complaints from telephony users about the large number of r.t.t.y. stations that position themselves haphazardly about the bands, particularly on 80 metres, but these are commercials often using wide shift. R.t.t.y. users have long confined themselves to a narrow band, usually 20kHz wide at the top end of the c.w. segments. I have yet to hear one operating outside these agreed segments. Complaints about telephony stations, who abandon their "meadows" to invade our little "backyard plot", are frequently heard and well justified.

The failure of the French move to secure "exclusive" r.t.t.y. allocations has little relevance. The facts are that we have "gentlemen's agreement" segments which r.t.t.y. operators stick to but some s.s.b. stations do not. I am opposed in any case to any pressure on any user of a permitted mode to "keep contacts reasonably short" as this will do little to encourage self training of the licensee in the use of the less common modes.

D. A. Duff G3VYV, B. S. Smith G8IAT,  
and P. R. Chamberlain G4GQO  
Preston  
Lancs

## Australian activity

Amateur 432 MHz television transmissions have been made from a Piper Cherokee light aircraft flying over Port Philip Bay near Melbourne by VK3ZTV and VK3YLK and including 144 MHz liaison communication.

The number of amateur licences in Australia and New Zealand remains significantly higher, in terms of percentage of total population, than in the UK. There are almost 9000 amateurs in Australia and associated territories, of which over 5250 are "full" licences; 2600 "limited" technician licences, and over 1000 hold the recently introduced "novice" licences. There is a general feeling, despite some initial criticisms of the examinations and administration of the novice permits, that these are proving both useful and successful. Few of the many problems being encountered with Australian Citizens Band operation (official licences for this now number over 150,000) are reflected in the far more responsible novice operation, and new facilities including a segment in the 28 MHz band and v.f.o. operation are being introduced.

## Russian satellite RS-1 is up

THE FIRST Russian space satellite to carry an amateur radio transponder was launched on October 26, 1978 into a circular orbit at a height of about 1050 miles (period 120.295 minutes) and an inclination of about 82.55°. The design input to the transponder is 145.8 to 145.9 MHz with the output between 29.3 to 29.4 MHz (although some reports suggest the bandwidth is restricted to 29.36 to 29.4 MHz). A beacon transmitter radiates on 29.4 MHz. The new satellite, designated RS-1, is stated to have its transponder switched off on Mondays and thursdays.

## Vintage station?

For many years the Science Museum in South Kensington had a static exhibit in its telecommunications gallery showing a representative 10-watt amateur "experimental" station of the late 'twenties; however, the transmitter section appears to have disappeared from public view during one of the periodic re-arrangements. But now a complete pre-war station of the rack-and-panel type is being installed at the Wireless Museum at Arreton Manor, Newport, Isle of Wight, alongside a modern, compact transceiver.

The museum has recently been granted the special call-sign GB3WM and will operate on all h.f. bands and also on 144 MHz through the Hampshire repeater GB3SN. The operators will use both s.s.b. and c.w., as it has been found that the public today is showing renewed interest in watching morse being used.

William Orr, W6SAI, has pin-pointed 1936 as a pivotal year in the develop-



ment of the modern amateur station, listing such developments as increased 28 MHz activity and the dawning recognition of the role on ionospheric variations on long-distance communications: the growing use of stable variable frequency oscillators in lieu of crystal control; the introduction of the beam-power tetrodes including the 6L6 and the 807; the coming of factory-made bandswitches, amateur-bands-only communications receivers such as the National NC101X. It would certainly be difficult to find any other single year offering such advances.

## RSGB progress

Although the Radio Society of Great Britain was founded (as the Wireless Club of London) as early as 1913, it was around 50 years ago that, following the "fusion" between the main society and its own activist "Transmit and Relay" section and under the presidencies of Captain Ian Fraser, G5SU (later Lord Fraser), and Gerald Marcuse, G2NM, during 1928 and 1929, its role became firmly concentrated on amateur radio with a membership of little more than 1000.

The latest annual report and accounts of the society show a striking recovery from the financial problems which it faced a few years ago, in common with many other societies, as a result of the steep rise in the rate of inflation. During the year to June 30, 1978, it has achieved a record surplus of over £50,000; an all-time membership high of over 21,000 (some 2500 overseas); and a headquarters staff of more than 20. During the year it recruited over 3000 new members, but some 1800 others withdrew.

In a sample survey of the use made by members of the various services, it was found that over 50 per cent of Class B licensees use the v.h.f./u.h.f. repeaters, compared with 36 per cent of Class A. Over 60 per cent of Class A licensees use the QSL Bureau, compared with about 40 per cent of members holding Class B licences. About 40 per cent listen to the GB2RS news bulletins but only about 10 per cent attend conventions; 44 per cent of

"receiving" members make use of slow morse transmissions; dropping to around 30 per cent for Class B and a surprisingly high 19 per cent for those who have already passed their Morse test and hold Class A licences.

The Home Office has invited the society to send an official advisor (Roy Stevens, G2BVN) with the UK delegation to WARC 1979 next September.

Licences for 15 more v.h.f. repeater stations have recently been issued to the society.

## BARTG and BATC news

The British Amateur Radio Teletypewriter Group has now published an attractive new 32-page third edition of their useful guide to r.t.t.y. without tears: "RTTY - the easy way." A new active lowpass filter and a simple "autoprint" circuit are included for the first time and the presentation of diagrams alongside text has been improved by the editor, Brian Hodgson, G3YKB. Over 1200 copies of the second edition were sold in two years. The new edition is available (90p) from: Alan Butcher, G3FSN, 70 Hughenden Avenue, High Wycombe, Bucks. Over 400 enthusiasts attended the 1978 BARTG convention at its new venue in Harpenden. Some 37 British stations using 145.3 MHz v.h.f./r.t.t.y. have been logged in a two-month period by G8GOJ in Croydon.

About 200 people attended the British Amateur Television Club convention in London at which one of the highspots was a video recording of Australian ATV activities; another was a talk on digital video techniques by Ian Lever (IBA). A useful leaflet "All about NBTv" (narrow-bandwidth television) is available from the chairman of the Narrow Bandwidth Television Association: D. B. Pitt, 1 Burnwood Drive, Wollaton, Nottingham (Tel: Nottingham 282896). Geoff Brown, GJ8ORH, is now active from Jersey on 432 MHz with 80-watt high-definition transmissions.

## In brief

DK0TE is a new 28.2575 MHz beacon station located near Constance in West Germany . . . . There are 4325 licensed radio amateurs in Norway . . . . On the occasion of the 50th anniversary of the Norwegian society (NRRL) a challenge cup was presented for annual competition, as a result of an offer by King Olaf V of Norway . . . . Moonbounce (e-m-e) contacts on 144 and 432 MHz have been made for the first time by Yugoslavian amateur stations . . . . Moonbounce contacts are also reported between UA3LBO and UR2BU . . . . A French amateur tv contact was made by F9UP and F8MM over a distance exceeding 400 km on 1255 MHz . . . . French amateurs F8DO and F1CVJ have made contacts on 24 GHz over distances up to 16 km using MA49628 Gunn diodes with an output of about 10 mW . . . .

PAT HAWKER, G3VA

# Electronic organ tone system — 3

## Filter circuits and stop cards

by A. D. Ryder, M.A., Ph.D., F.I.E.E.

This article completes the testing procedure from part 2, and covers the filter circuits which are housed on special printed circuit boards. A description of the stop cards concludes the design of the basic system.

TO SET THE TRIMMER, as described at the end of part 2, adjust for minimum frequency change when the lower end of the 10MΩ resistor is forced to 2.5V (by a temporary connection to the midpoint of a 10k:10kΩ potential divider across the supply). The remaining components and wired connections are then assembled, leaving the output bus connections to last. The gating is most conveniently checked with the filter cards connected because the collectors must be taken to a positive supply. Fig. 22 and 23 show an assembled gate card.

**Filter characteristic** The principal harmonic of a square wave is the 3rd, which is 9½dB down on the fundamental. After passing through a 12dB/octave filter, the 3rd harmonic is reduced to -27½dB (a level exceeded by most organ pipes) and the higher harmonics become negligible. To minimise keying thump due to the d.c. component of the gated signal, it is necessary to restrict the response below the lowest working frequency  $f$ , as shown by the nominal filter response in Fig. 24.

To offset the 12dB/octave slope in the working range, i.e. from  $f$  upwards, the input signal must increase with frequency, which requires that the gate input resistors  $R_n$  decrease with frequency. The design output characteristic is shown in table 6. The power increases considerably at low frequencies, as with most pipe organ stops, presumably to compensate for the falling sensitivity of the ear. A constant level below 65.4Hz is arranged to limit the output-amplifier power. The regulation, which may be varied by changing the grading of  $R_n$  values, may also be varied for individual harmonic components of particular stops by RC sections after the filters.

The filter response of the circuit is within about 1dB of Fig. 24 over the working range but, even with an exact response, deviations of about ½dB would be expected from table 6 as  $R_n$  values are restricted to the E24 series.

Table 6. Filter output levels.

Note	$f_o$ Hz	$f_o$	Output mV r.m.s. at			
			$2f_o$	$4f_o$	$8f_o$	$\geq 16f_o$
C	32.7	800	800	400	200	100
C'	34.6	800	755	378	189	100
D	36.7	800	713	356	178	100
D'	38.9	800	673	336	168	100
E	41.2	800	635	317	159	100
F	43.7	800	599	300	150	100
F'	46.2	800	566	283	141	100
G	49.0	800	534	267	133	100
G'	51.9	800	504	252	126	100
A	55.0	800	476	238	119	100
A'	58.3	800	449	224	112	100
B	61.7	800	424	212	106	100

This characteristic embodies a constant 6dB/octave slope from C=65.4Hz to C=523Hz, and applies to each SNB over its operating range.

Above about CK5, where  $R_n$  has fallen to a nominal 40kΩ, the divider output resistance ceases to be negligible, and the highest outputs (3 ref, 4 ref, 5 ref) have a non-unity mark to space ratio which somewhat reduces the fundamental content. The additional circuits up to GK6 have a constant value of 10kΩ for  $R_n$  and therefore a falling output.

The input stage of the filter must provide a d.c. path for gate-collector current, and is in effect a damped-resonant circuit as shown in Fig. 25. To avoid inductors a gyrator configuration is used as shown at the left of Fig. 26. The capacitive element is  $C_1$ , and the inductive element, in this case about 100H, is formed by  $C_5$ ,  $R_4$ ,  $R_5$ , and the transistor, which should be a high-gain selection. The damping is deliberately increased, and adjusted by  $R_6$ , which also holds the transistor in conduction. Resonance occurs approximately when  $R_4 R_5 = X_1 X_5$ , where  $X_1$ ,  $X_5$  are the reactances of  $C_1$  and  $C_5$ . Because the gates are in effect current sources, they do not contribute significantly to the damping.

The high-pass combination  $C_2 R_2$  provides an additional 6dB/octave at low frequencies, and  $C_3 R_3$  provides the same at high frequencies. The 741 output forms the sine-wave bus, SNB, and the components to the left of the dotted line are duplicated for each of the two or three SQB sections, so that the signals mix at the output of the common 741. Fig. 27 shows one method of deriving the bias voltages.

**Component values** The component values are shown in Table 7. Although many different combinations are possible, the choice is limited by the standard range of capacitor values. A minimum  $R_n$  value of 10kΩ is used, and in most cases the lowest frequency,  $f_H$ , of the H bus is that corresponding to CK3, where  $R_n$  at 12dB/octave becomes 640kΩ. For L buses,  $f_L$  corresponds to CK1, but  $R_n$  generally differs from 640kΩ because of the requirements in table 6. If  $R_b$  is the input resistance to produce 100mV at the filter output, then  $R_n = 100R_b / \text{required mV out}$ . The  $R_b$  design value of 640kΩ is also increased for the lower buses to reduce the variety of  $R_n$  values.

The fundamental component of the square-wave divider output has an amplitude of approximately 2.25V r.m.s. and, if the load consists of  $C_1$  alone, the fundamental is  $2.25X_1/R_n$ . This is almost exact at frequencies well above  $f$ , and here the second-stage gain becomes almost equal to  $X_3/R_2$  so that the filter output is  $2.25X_1 X_3 / R_n R_2$ . However, if the response of Fig. 24 has been achieved, this expression will apply at all frequencies from  $f$  upwards.

The value of  $C_1$  is chosen to limit the voltage swing at the h.f. end of the range. Capacitor  $C_3$  is chosen for a reactance close to 470kΩ at  $f_L$ , and  $R_3$  is made equal to this reactance so that the second-stage gain at  $f_L$  is 3dB down on  $X_3/R_2$ . The value of  $R_2$  is given by the expression above, for each SQB, and  $C_2$  is chosen so that the gain from  $R_2$

◀ Fig. 22. Assembled gate card.





Fig. 23. Assembled gate card viewed from copper side. Current p.c.b.s have a slightly modified input layout.



onwards is 6dB down on  $X_3/R_2$  at  $f$ , i.e.  $f_L$ ,  $f_M$  or  $f_H$ . To restore the overall gain, the resonant action of the input stage increases its output voltage by 6dB on  $2.25X_1/R_n$ . These proportions give a reasonable match between the slope of the resonance curve near to  $f$  and that of  $R_2C_2$ ,  $R_3C_3$ . The choice of  $R_4$  and  $R_5$  is an uncritical compromise between damping and mean voltage swing at the SQB. The values are related to  $X_1$ ,  $X_5$  as already noted, and  $R_5$  can be adjusted to use a standard value for  $C_5$ . This analysis permits component values to be calculated within 10%, except for  $R_6$  which is found by trial, starting with a value close to  $4X_1$ . The use of 5% capacitors and 2% resistors minimises the need for adjustment on test, but is not essential.

**Filter test and adjustment** A test circuit is shown in Fig. 28 which uses an isolated gate. The inputs at  $f$  and  $4f$  can be taken from gate-card divider outputs as listed in the test columns of table 7, or from any stable source at the correct frequency and voltage levels (see previous article for connections required to gate card). The mV column shows the expected SNB r.m.s. output, which is the same at both frequencies because of the 16:1 resistor ratio, although it exceeds 100mV for those buses where  $R_6$  exceeds 640k $\Omega$ .

The waveform should be monitored to see that it is a sine wave, and that the test layout is not picking up excessive hum. Input resistor values may be varied if required, keeping to the 16:1 ratio, for more convenient output levels. The output can be checked at other frequencies within the range of the SQB. For a given input resistor, an octave change should result in a 4:1 output change, and half an octave should cause a 2:1 change. Deviations of 1dB can be considered negligible.

Adjustment consists of setting  $R_2$  for the h.f. gain,  $R_5$  for the peak response frequency, and  $R_6$  for the damping. Although a uniform deviation of any particular SNB from table 6 could be catered for in later mixing, the  $R_2$  adjustment is needed to equalize the SQB sections. This is made first at  $4f$ , then  $R_5$  is adjusted for maximum output at  $f$ ,

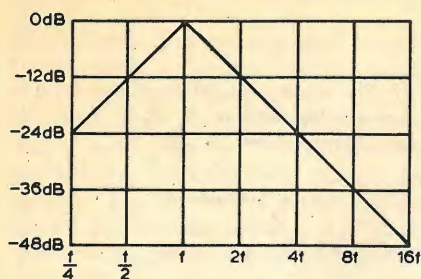


Fig. 24. Nominal filter characteristic. This applies to each SQB section with respect to its operating frequency.

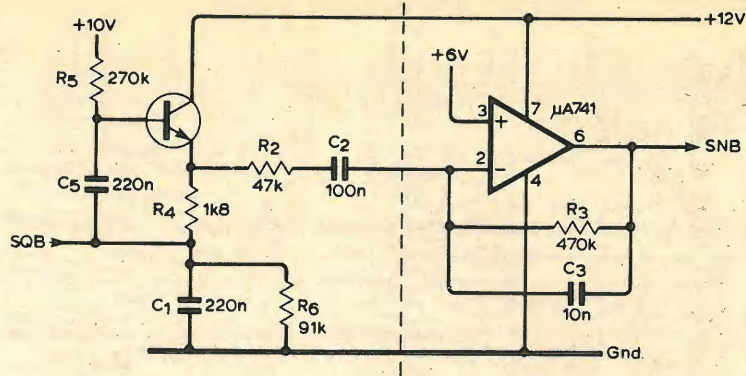


Fig. 26. One filter section. The values shown are for 1UL where  $f = 32.7\text{Hz}$ .

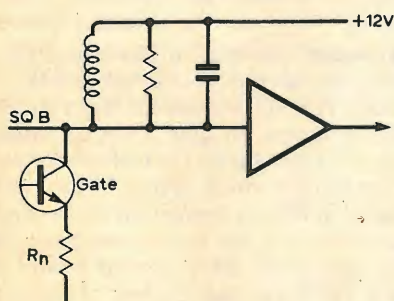


Fig. 25. Equivalent circuit of the first filter stage.

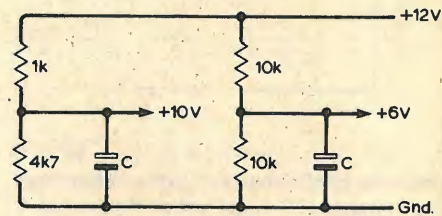


Fig. 27. Filter bias voltages. The resistors are common to all three cards and are mounted separately. C represents one capacitor on each filter card.

Table 7. Filter card component values.

Bus	f Hz	Pn	C <sub>1</sub> nF	R <sub>6</sub> kΩ	R <sub>4</sub> kΩ	C <sub>5</sub> nF	R <sub>5</sub> kΩ	R <sub>2</sub> kΩ	C <sub>2</sub> nF	C <sub>3</sub> nF	R <sub>3</sub> kΩ	Po	Test		
													Card	Nos.	mV
1UL	33	14	220	91	1.8	220	270	147	100			5	C	01, 04	800
1UM	65	15	100	82	1.8	100	330	51	33	10	470	5	C	02, 08	400
1UH	131	16	100	43	1.8	47	200	51	15				C	04, 16	100
2UL	65	19	100	82	1.8	100	330	100	22				C	02, 08	400
2UH	262	20	100	22	1.0	15	240	27	15	4.7	510	6	C	08, 32	100
4UL	131	25	100	47	1.8	47	180	120	10				C	04, 16	200
4UH	415	26	47	22	1.0	33	100	27	10	2.2	560	8	G'	08, 32	160
8UL	262	31	100	56	1.8	15	150	82	6.8				C	08, 32	100
8UH	1047	32	22	22	1.0	15	82	24	4.7	1.5	390	9	C	32, 128	100
5UL	164	37	100	39	1.8	33	160	110	10				C	05, 20	200
5UH	654	38	47	33	1.0	15	91	27	4.7	1.5	620	10	C	20, 80	100
3UL	98	43	150	33	1.8	68	160	91	15	3.3	470	11	C	03, 12	200
3UH	392	44	68	22	1.0	33	82	24	10				C	12, 48	100
6UL	196	49	150	82	1.8	22	120	100	6.8				C	06, 24	100
6UH	784	50	33	22	1.0	15	91	30	4.7	1.5	560	12	C	24, 96	100
1SL	65	14	100	82	1.8	100	330	100	22				C	02, 08	400
1SM	208	15	150	27	1.8	15	180	33	15	4.7	510	5	G'	04, 16	80
1SH	523	16	100	22	1.0	10	100	22	6.8				C	16, 64	25
2SL	131	19	100	47	1.8	47	200	120	10				C	04, 16	200
2SH	415	20	47	22	1.0	33	100	27	10	2.2	560	6	G'	08, 32	160
4SL	262	25	100	56	1.8	15	150	82	6.8				C	08, 32	100
4SH	1047	26	22	22	1.0	15	82	24	4.7	1.5	390	8	C	32, 128	100
8SL	523	31	47	47	1.8	10	130	91	3.3	0.68	430	9	C	16, 64	100
8SH	2093	32	15	16	1.0	4.7	91	18	3.3				C	64, 256	100
5SL	327	37	100	56	1.8	10	150	75	6.8				C	10, 40	100
5SH	1308	38	22	20	1.0	6.8	110	22	3.3	1.0	470	10	C	40, 160	100
3SL	196	43	150	82	1.8	22	120	100	6.8				C	06, 24	100
3SH	784	44	33	22	1.0	15	91	30	4.7				C	24, 96	100
6SL	392	49	68	47	1.8	10	150	110	3.3	0.68	620	12	C	12, 48	100
6SH	1568	50	15	20	1.0	6.8	110	33	2.2				C	48, 192	100
Spare		55													
		56													

Pn and Po are input and output connection numbers. Values shown for S buses also apply to T buses.

13 + 10V pin 3  
13 + 6V pin 4

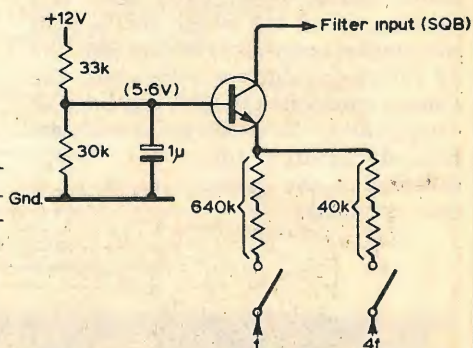
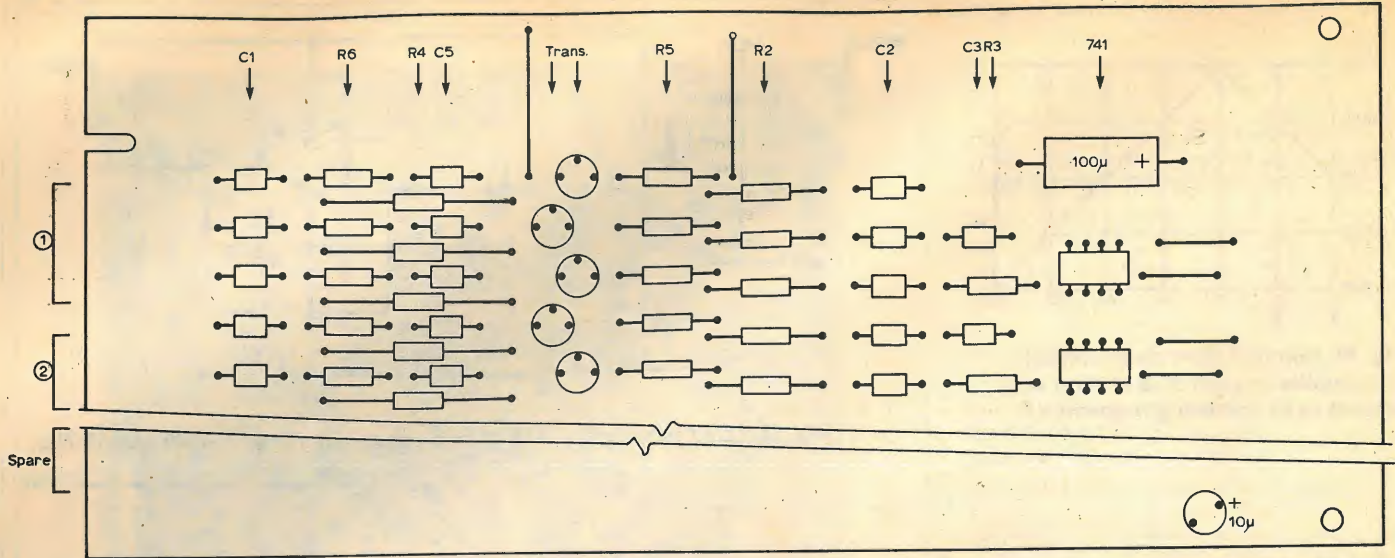


Fig. 28. Filter test circuit.

and  $R_6$  is set to equalize this with the 4f level. A major change of  $R_6$  will necessitate a further adjustment of  $R_5$ . If components of a wider tolerance are used, it may be necessary to tailor  $R_3$ , and to equalize the SQB at a different level from table 7.

**Assembly** The component layout is shown in Fig. 29. Filter capacitor centres are all 0.4in so capacitors with a 0.3in lead spacing are opened out. Components should not project more than 10mm from the board surface, and leads not more than 2½mm from the underside. Fig. 30 shows an assembled filter card.

A suitable framework is needed to mount the rear edge-connectors, and to support and locate the cards. Fig. 31 shows the centres used in the prototype to accommodate the 19 cards of the basic system, plus a spare card position in an overall width of 17in. The cards are summarised in table 8. Actual distances





between card faces are 1.6mm less than the centres.

The bus wiring at the rear of the rack, shown in Fig. 32, uses 24 s.w.g. wire. A heavier gauge is desirable for the supply connections and, as shown, the +12V and ground lines each connect to two adjacent positions. The SQB wires are connected to every gate card, and sleeving is needed where the U SQB runs behind connectors SF and SM. The 12 reference connections, and the vibrato connection if used, can be in 33 s.w.g., and in the prototype these were routed through small wire loops attached at the upper fixing point of each connector.

**Fig. 29.** Filter card E02 layout showing the components for harmonics 1 and 2. The remaining harmonics follow the pattern of 2 in the sequence 1, 2, 4, 8, 5, 3, 6. The lowest set of tracks is a spare.

**Fig. 30.** Assembled filter card and track layout. Since the photograph was taken, the tracking has been modified slightly to relocate the large capacitor.

**Gate-card testing** To check the gate cards, tested filter cards should be in place. Fig. 33 shows an adjustable keying source to give 5.6V, or lower values for amplitude control as referred to in the previous article. The 10kΩ resistor provides protection for testing, but without it the output resistance is low enough to drive several inputs at once. The mean base current of a gate is small, and the 100kΩ pull-down resistor provides the main d.c. load at the K input. Therefore, the drop across the 10kΩ resistor is roughly  $17.6/11 = 1.6V$ . Apart from keying faults, major departures from table 6, with the keying input at 5.6V, may be caused by incorrect  $R_n$





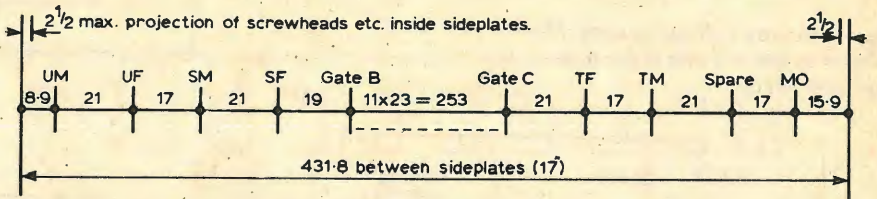
values, wrong collector connections, or application for the wrong frequency.

Table 8. Summary of p.c. boards.

Qty.	Function	Type	a mm	b mm
12	Gate cards (C to B)	E01 (special design)	14	4½
3	Filter cards (SF, TF, UF)	E02 (special design)	10	2½
3	Stop cards (SM, TM, UM)	Veroboard	14	2½
1	Master osc. card (MO)	Veroboard	10	2½
1	Spare position		10	2½


Columns a and b give maximum projection of components, above and below, to suit Fig. 31.

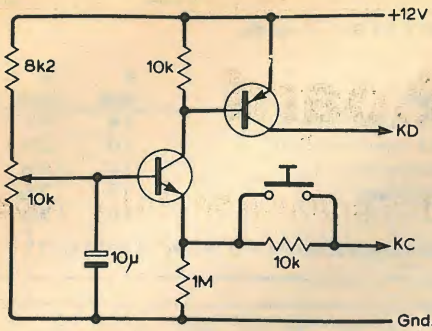
**Stop cards** The circuits and physical construction so far described are largely interdependent. Subsequent circuitry and additions can be designed in many ways, according to the constructor's preference. To complete the present section, Fig. 34 shows a d.c. coupled circuit for the stop cards, SM, TM, and UM. The  $R_m$  resistors can be arranged in a square two-way matrix. Mixing of harmonics takes place at the virtual-earth input of the amplifier. The  $10k\Omega$  resistors limit the open-circuit voltage across the 4016 switches and define the charge on series capacitors where used, but care should also be taken in the layout to minimise shunting capacitance. In this configuration, with an effective source resistance of 5 to  $10k\Omega$ , distortion in the switches is negligible. A shunt-muting circuit, which may be used to suppress earlier noise and residual breakthrough, is shown in Fig. 35. One 4016 section inverts the KD



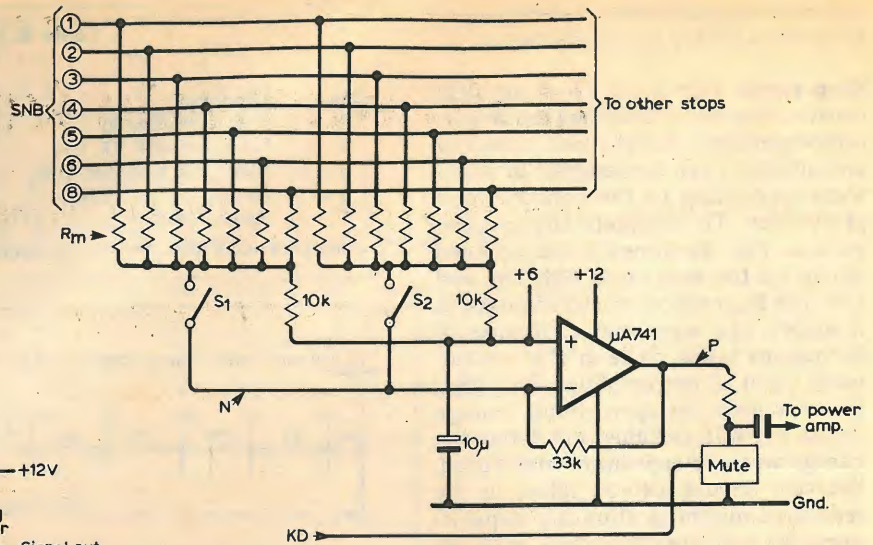
▲ Fig. 31. Recommended card spacing in mm. This is a rear view with the component side of the cards to the right. S, T and U are swell, great and pedal, F is the filter card, M is the stop card, and MO is the master oscillator.

▼ Fig. 32. Bus wiring viewed onto the connector pins. MO and the spare card position are to the right. The square boxes represent the polarising key.

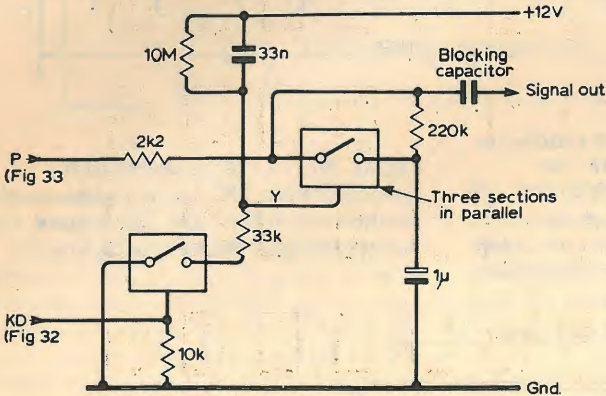




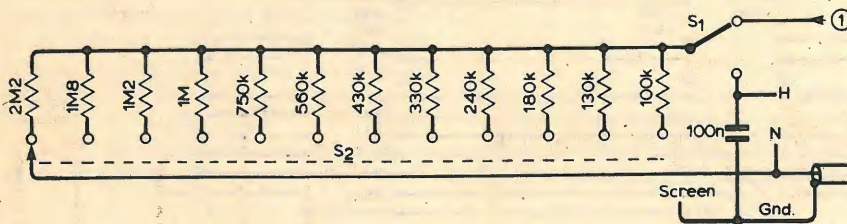
**Fig. 33.** Keying voltage source. The resistor in the KC line is for test purposes only.



**Fig. 34.** Stop circuit for one department. Resistors  $R_m$  vary from  $100k\Omega$  to open-circuit. Switches  $S_1$  and  $S_2$  are each  $\frac{1}{4}$  of a 4016. The  $33k\Omega$  feedback resistor may be changed to suit the power amplifier.



**Fig. 35.** Muting circuit using a 4016 quad bilateral switch.  
**Fig. 36.** Section of an attenuator box. Separate switches  $S_1$  and  $S_2$  are provided for each SNB, and connections H and N are common to all sections.



signal, and the muting control signal at point Y is delayed after key-release by the  $10M\Omega/33nF$  combination.

**Attenuator box** For initial voicing, and later use to supplement the fixed stops, it is useful to be able to set up repeatedly any desired harmonic combination, and to switch each harmonic without disturbing the level setting. Fig. 36 shows resistor values for a 12-position switch giving  $2\frac{1}{2}dB$  steps down to  $27\frac{1}{2}dB$  below a  $0dB$  level defined as  $R_m = 100k\Omega$ . It is also possible to use a  $2M2$  log potentiometer and a  $100k\Omega$  fixed resistor, with appropriate calibration. To obtain the most open scale,  $0dB$  must be at the anti-clockwise end of the control. The necessary seven sections, preferably with space for adding more, can be built into a screening box with a cable and plug for use on different departments. The SNB lines can be in 33 s.w.g., but the N line, Fig. 34, should be in miniature screened cable, and N connections inside the box should be kept away from SNB lines. The attenuator box can be made selectable via a 4016 section as with the fixed stops.

**Table 9. Typical stop mixtures.**

Dept. Label	8'	4'	2'	SWELL		Harmonics
				Mutations	1 1/3'	
1	100k/33n					
2		180k				
3	1M8			240k/3n3		
4			180k/3n3			
5				240k/1n5		1M
6		1M			240k/1n5	1M
8		4M7				1M
Dept. Label	8'	4'	2'	GREAT		Harmonics (solo)
				1 1/3'	1	
1	100k/15n					2M2
2		240k				1M8
3	1M8					1M
4			330k			560k
5						330k
6		2M2		750k/470p		330k
8					560k	560k
Dept. Label	16' I	16' II	16' III	PEDAL		Harmonics
				8'	4'	
1	47k/47k*	100k/100k*	180k/22n			
2				180k		
3						
4					330k	
5						1M
6						1M
8				2M2		1M

Where two components appear together, they are connected in series. The 16' marked\* also have  $100n$  from the mid point to +6V.

**Typical stops** Table 9 shows the fixed stops used, with couplers, in making the demonstration recording, supplemented by occasional use of an attenuator box. The list includes examples of simple l.f. roll-off using series capacitance, and h.f. roll-off using shunt capacitance to the mid-point of  $R_m$ . It should be taken as a starting point only. The voicing is not particularly refined, and the range of combinations which can usefully be wired as fixed stops is considerably greater, especially if coupling is not used. Voicing must in any case take into account the characteristics of the speaker system and the room itself.

To be continued

# Alphanumeric keyboard

An inexpensive, easily-made device, using a novel method to produce an ISO-7 code.

by D. E. O'N. Waddington, F.I.E.R.E.

The most comfortable way to "talk" to a computer or microprocessor is via a keyboard which includes a full alphanumeric character set. This article describes the construction of an inexpensive keyboard together with a circuit which encodes the key-strokes into an ISO 7-bit coding.

WE ARE ALL familiar with the standard typewriter QWERTY keyboard. Most of us, unthinkingly, assume that this layout of keys has been chosen for good ergonomic reasons. Motion study would seem to give this the lie; the middle finger of the left hand is not the best choice for operating the most used key in the majority of European languages. It has been suggested that the word "typewriter" was thinly disguised in one line of keys so that semi-skilled salesmen could demonstrate the machine more easily. The true reason is lost in the mists of time, but in designing a keyboard for home use, there is no reason why this layout should be followed slavishly. Most of us seldom use a typewriter and an alternative pattern of keys, if there are good electrical or mechanical reasons, is acceptable.

In addition to the 64 printing characters, the standard teletype includes 32 non-printing characters, known as control characters. While it is not es-

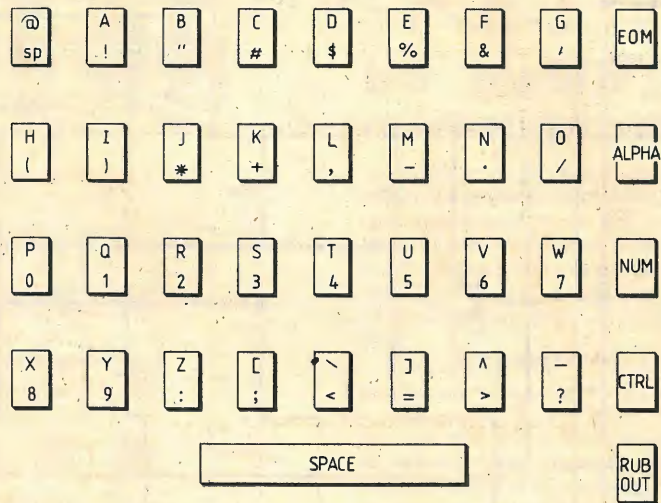
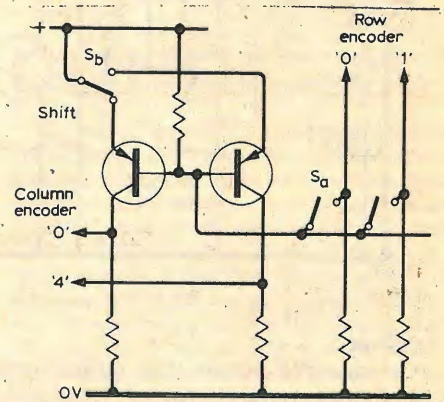


Fig. 2. Arrangement of keys.

Fig. 3. Two-transistor switching to allow a single switch to drive columns and rows.

Fig. 1. Binary and octal representation of ISO7 character set. The columns are read first, followed by the rows. For example "8" is represented by 070 in octal, or 0111000 in binary; "K" is 113, or 1001011.



sential to have these it is a good idea to include them in a keyboard so that it is compatible with standard equipment. The octal representation of the characters in Fig. 1 shows that they follow a pattern which suggests that some simple form of encoding could be used. For example, two eight-input priority encoders could be used to give direct encoding of 64 cross-point switches, a further encoder being used to complete the story with the other 32 switches. This would be rather cumbersome, so an alternative of using 32 switches with a 3-level shift - control, punctuation numbers, letters - was chosen. Two extra keys - carriage return 015 (0001101) for end of message, and "rubout" 177 (1111111) are included to facilitate connexion to the processor. The final arrangement of keys is shown in Fig. 2.

		COL											
		00	01	02	03	04	05	06	07	10	11	12	13
ROW													
0	0	0	0	0	0	0	0	0	0	1	1	1	1
0	0	1	1	0	0	1	1	0	0	1	1	0	0
0	1	0	1	0	1	0	1	0	1	0	1	0	1
0	1	1	3	TC <sub>3</sub> (ETX)	FE <sub>3</sub> (VT)	DC <sub>3</sub>	ESC	#	+	3	;	C	K
1	0	0	4	TC <sub>4</sub> (EOT)	FE <sub>4</sub> (FF)	DC <sub>4</sub>	IS <sub>4</sub> (FS)	£	,	4	<	D	L
1	0	1	5	TC <sub>5</sub> (ENQ)	FE <sub>5</sub> (CR)	TC <sub>8</sub> (MAK)	IS <sub>3</sub> (GS)	%	-	5	=	E	M
1	1	0	6	TC <sub>6</sub> (ACK)	SO	TC <sub>9</sub> (SYN)	IS <sub>2</sub> (RS)	&	.	6	>	F	N
1	1	1	7	BEL	SI	TC <sub>10</sub> (ETB)	IS <sub>1</sub> (US)	'	/	7	?	G	O

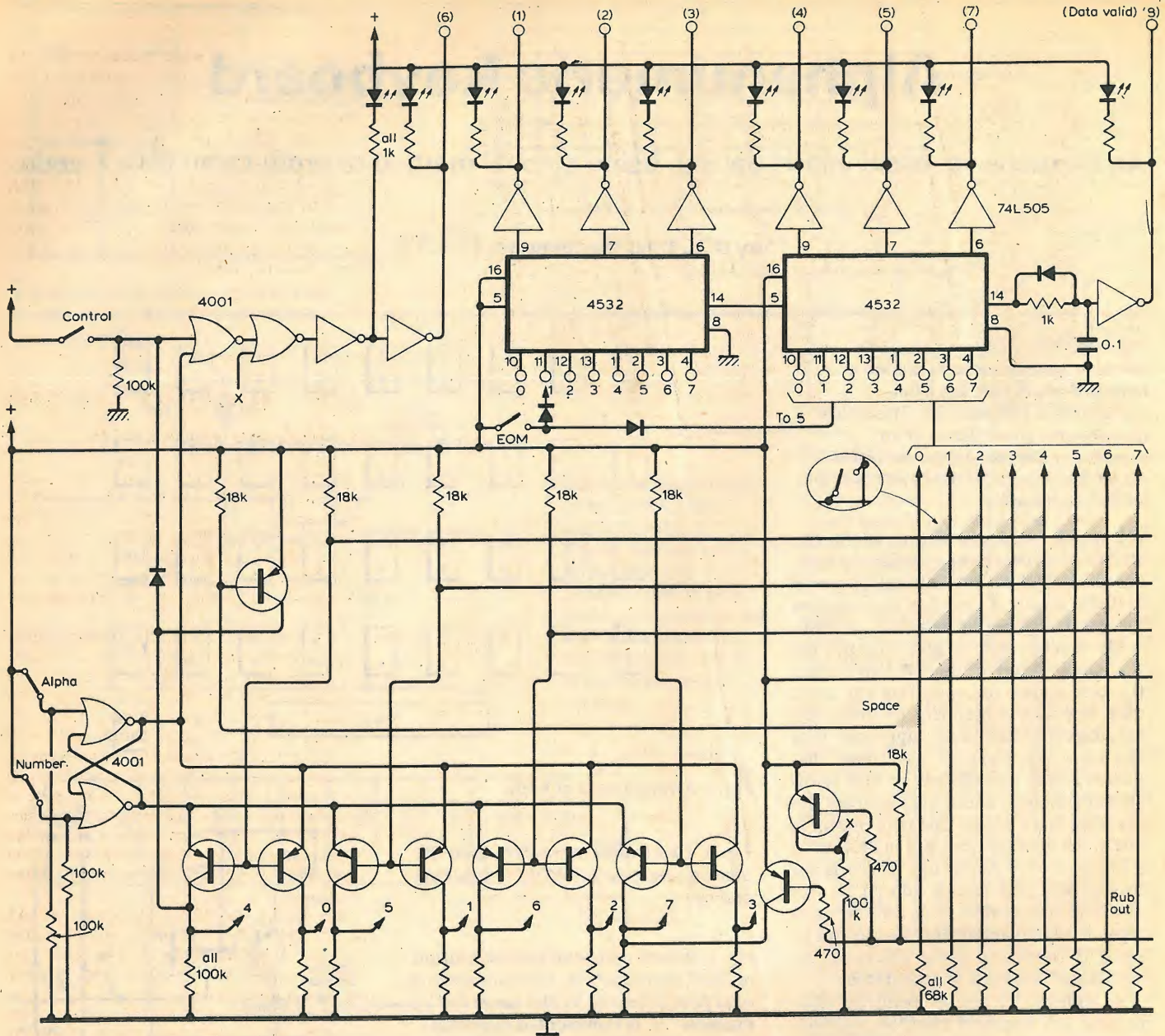


Fig. 4. Complete circuit diagram.

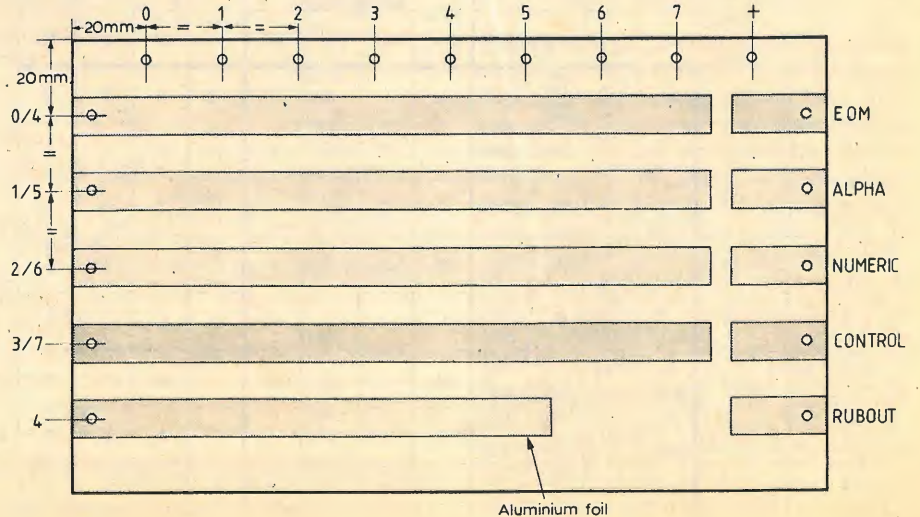
**Circuit**

To conserve power, the circuit was designed to use mainly c.m.o.s., although there is no reason why it should not be implemented in t.t.l. The vital component is the encoder, RCA type 4532. When any of the inputs is connected to a logical 1, the three output lines are encoded so as to identify the highest line (numerically) taken to logical 1. Thus, taking line 6 high results in the output 110. Additionally, an output line is provided to verify that an input is present.

In order to drive the inputs of two encoders positive by means of a simple cross-point switch, a transistor inverter is used, as in Fig. 3. When  $S_a$  is open the row input is at 0V and the transistor  $Tr_1$  is switched off, so that the column encoder input is also at 0V. When the switch is closed,  $Tr_1$  is bottomed, taking the column encoder input positive. As the base/emitter voltage is only 0.6V, the row encoder input is also positive. "Shift" is accomplished by means of  $S_b$ , which allows either  $Tr_1$  or  $Tr_2$  or to

conduct. In the complete circuit of Fig. 4, the shift switch uses an RS flip-flop to latch either "alpha" or "number". The "control" switch overrides this latch, temporarily. The "end of message" switch generates 015 via two diodes while "rub out" actuates both 7 lines.

Fig. 5. Base-board layout.



Aluminium foil

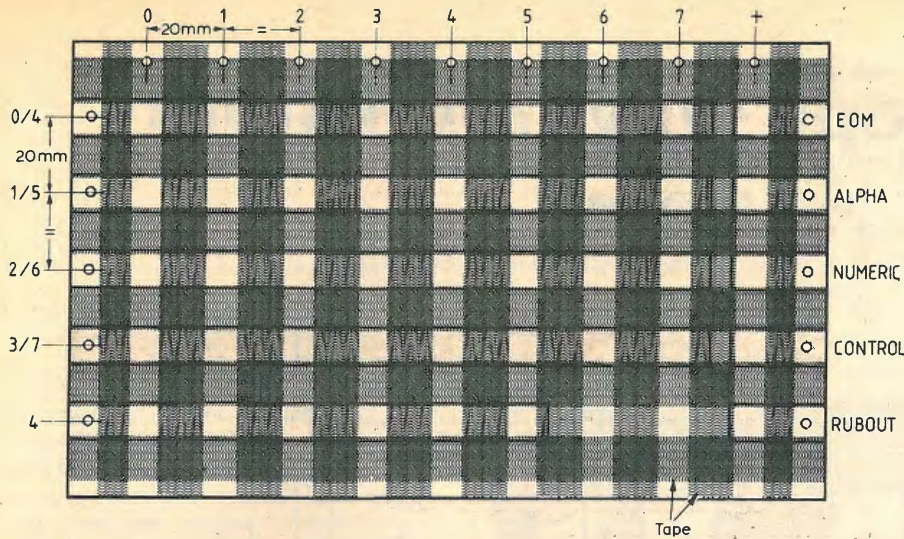


Fig. 6. Pattern of masking tape.

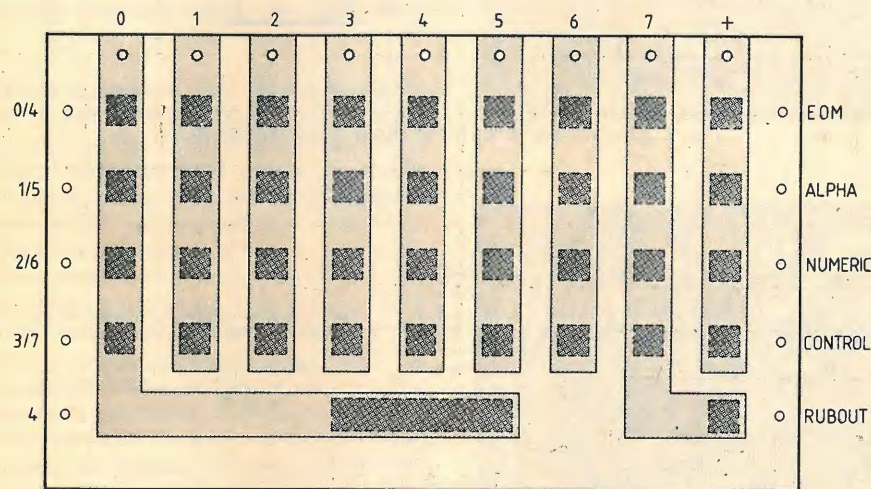


Fig. 7. Upper switch contacts.

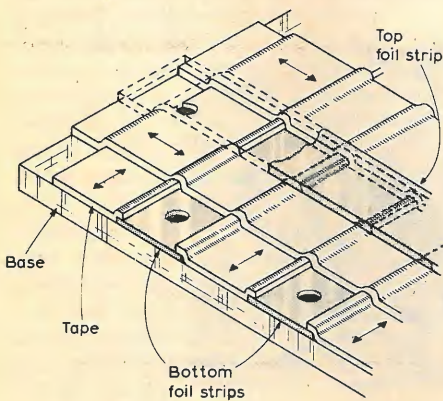


Fig. 8. Sketch of keyboard construction.

Key bounce is a perennial problem with mechanical switches. In this circuit it is overcome by the provision of a "data valid" bit which goes to 1 after the data has settled. It is derived as follows. The "input present" output from the column encoder is used to enable the two encoder. Its input present line, in turn, delayed by 100µs in a C R before being fed to the output via a gate. The l.e.d. is connected to each output line so that the outputs can easily be monitored.

**Key switches**

Switches tend to constitute the main stumbling block in keyboard construction. However, it is possible to construct a simple and reliable keyboard very cheaply using aluminium foil and adhesive tape. The constructional steps are as follows:

- Cut a base board 120x200mm from a suitably strong insulating material such as 3mm perspex, as shown in Fig. 5.
- Cut 1cm wide strips of aluminium foil and glue them to the base board as shown taking care to keep the upper surface free from glue.
- Stick 12mm wide masking tape along the "lands" between the strips of foil just covering the edges of the foil, both horizontally and vertically, leaving 8mm uncovered squares at each cross-point as in Fig. 6.
- Cut the upper switch element as shown in Fig. 7. Secure into position over the contact areas with tape.
- Make contact to each of the switch strips using a nut and bolt.

Although this form of switch sounds very crude, I have checked switches to over 1000 presses and found them to operate reliably.

**Components**

Because of the digital nature of the circuit and the wide noise margin of c.m.o.s., the component values are not at all critical so that wide tolerance resistors may be used. The diodes are all 1N4148. The transistors used in the prototype were BCY72, but almost any silicon p.n.p., e.g. OC200, 2N3702, BC308, etc., may be used. The circuit is designed to run from a single 5V supply, which should be bypassed by a capacitor of about 100µF. □

**US mobile radio market growth**

AN international market research report\* published recently says that the US mobile radio equipment market will double over the next decade. In 1977 the market figure was \$1,900 million (down \$500 million from the 1976 figure) but it is expected to expand to \$2,500 million by 1980 and to \$3,700 million by 1985.

Although declines in citizen's band radio and marine v.h.f. radio are expected to cause a slow growth during 1980 the report says that the market will recover to attain an 8% annual compound growth rate thereafter. Factors which will undoubtedly affect the market in the future include the transmission of digital messages, the widespread use of voice scramble devices and the emergence of a consumer f.m. scanner market. Other factors will be the implementation of cellular systems (especially on the newly opened 800 to 900MHz band) and of course the micro-processor.

The report examined equipment in the study under the categories, public safety services, industrial radio services and land transportation services, and gave growth figures for these categories and for the services within these categories (fire, police, taxicab, etc). From the figures given to *Wireless World* for average annual growth (in % 1 year) for the periods 1976-80 and 1980-85, one sees an overall drop from 15 to 10% respectively for the total land mobile market with these drops being fairly evenly spread over almost all of the services. The more noticeable changes are in the fire service (up 50%), the police service (down almost 50%), and the railways (up about 30%).

In addition to the normal problems encountered in the mobile radio market — frequency spectrum congestion, foreign competition and government regulations, to name but a few — the US participants, according to Frost & Sullivan Inc., who produced the report, will be especially plagued by price pressures "as many more manufacturers and suppliers participate in the market".

The average unit price of land-mobile radios is expected to reduce from its 1976 figure of \$850 to \$700 in 1985.

With c.b. radios the story is very different. The forecast predicts that they will penetrate deeper into the vehicle market than the current 9% for automobiles, 60% for long-haul trucks, and 5% for small trucks. The study also points out that the microprocessor and other l.s.i. circuits are being used more and more in c.b. radios.

\* The Mobile Radio Market, reference 556, by Frost & Sullivan Inc., New York.

# Oscilloscope waveform store

by R. H. Fastner

During the time it took to develop this instrument and prepare the article, Motorola stopped production of the MC1407, used as controller for the analogue-to-digital converter in Fig. 3 of the article in the October issue. The following modifications will function as a complete replacement, with no changes to the p.c. board.

Comparison, formerly the function of IC<sub>1(b)</sub>, is performed by an NE529 or the 'k' package version of the NE527: a possible alternative is the LM361 'h' package. All these are 10-lead metal-can types and should be used with a 'MON-10LN' pad. An NE531 will replace the amplifier section of the original IC<sub>1</sub>. The capacitor C<sub>4</sub> should be removed from the board. A new capacitor of 20pF should be inserted on the new, small board, shown in the accompanying illustrations, which can be plugged into an i.c. socket in the original IC<sub>1</sub> position.

The power supply circuit shown is suitable for the instrument.

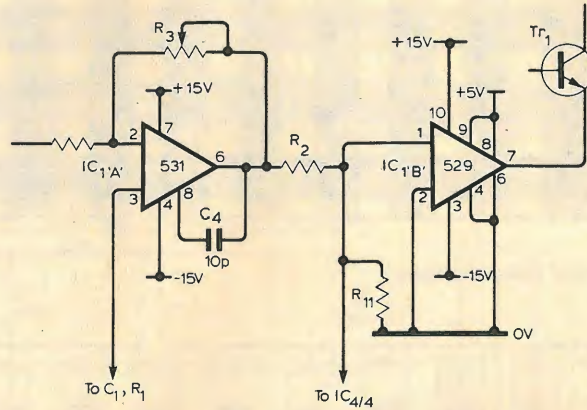


Fig. 1. Alternative circuit for the a-d controller (IC<sub>1</sub>).

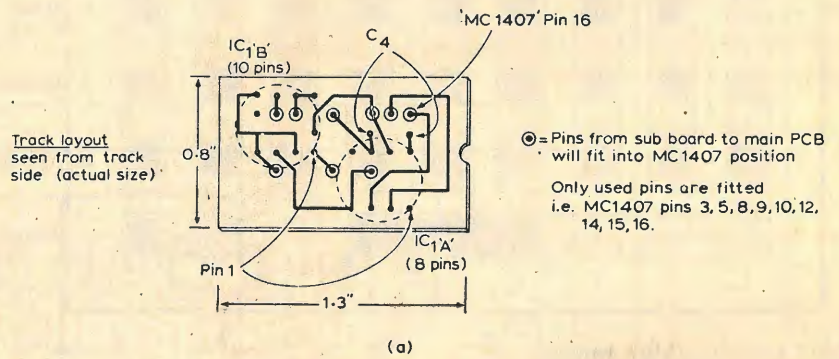


Fig. 2. Printed-circuit board for the circuit of Fig. 1. Board will fit into original IC<sub>1</sub> position. NE531 is on right.




Fig. 3. The new board. The NE531 is an 8-pin d.i.l. version in this prototype.




Fig. 4. New board plugged into original MC1407 position.

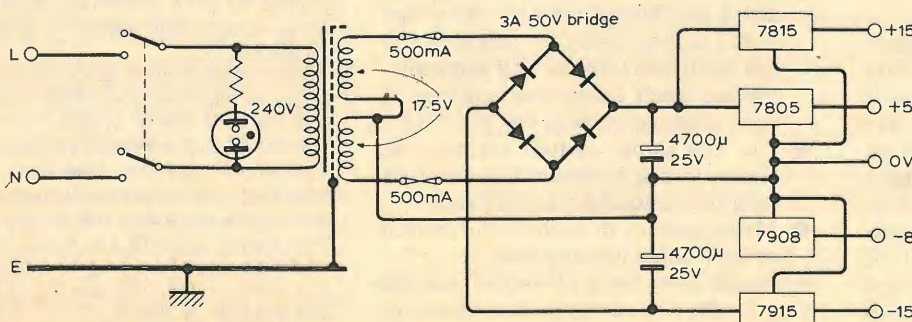


Fig. 5. Power supply for waveform store.

# The Chatterbox — 2

Circuit details, construction and use

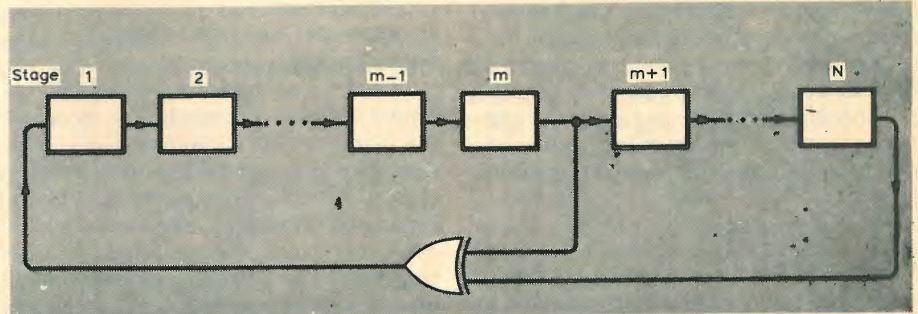
by Ian H. Witten M.A., Ph.D., M.I.E.E. and Peter H. C. Madams, B.Sc., M.Sc.  
 Department of Electrical Engineering Science, University of Essex

Last month's article discussed the processes of electronic speech synthesis and outlined the general design principles of the Chatterbox, giving a complete circuit diagram. The authors now conclude with further description of the circuitry, notes on construction and advice on how to operate the synthesizer.

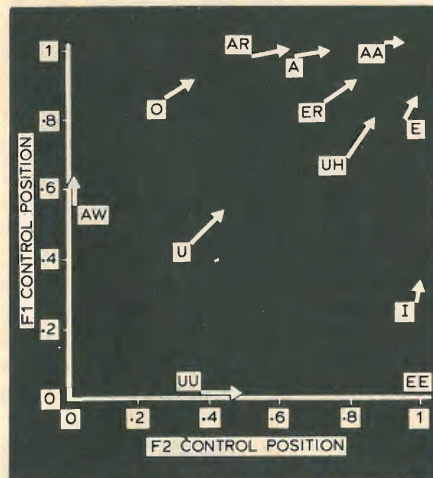
**Noise generator.** The digital feedback shift register, which is used as the noise source for the Chatterbox, is shown in Fig. 13(a). The final output from the register is exclusive-ORed with an intermediate output, and fed back to the beginning. Because it has only a finite number of states, this configuration will generate a repeating — and hence non-random — string of bits: however, if the intermediate feedback point and the number of bits, say  $N$ , in the register are carefully chosen, a maximal-length sequence of  $2^N - 1$  bits is obtained before repetition begins. We chose the 4006 c.m.o.s. 18-bit shift register chip to implement the generator because some intermediate outputs are available (see Fig. 13(b)) and it is much cheaper per bit than full parallel-output registers.

Arranging 4006 chips into a low-cost maximal-length feedback shift register presents some problems. The clock rate needs to be at least 20kHz to ensure white noise. Clocked at this rate, a 16-bit maximal-length register repeats every three seconds or so, and this repetition in the noise is unfortunately just noticeable. Although 17-bit and 18-bit maximal-length registers do exist, it is just not possible to configure the several small shift registers of the 4006 in a way which makes the appropriate bit accessible. However, a computer simulation has shown that an 18-bit register with feedback from stage 17, although not maximal length, produces 253921 bits before repeating the cycle. This is only slightly less than  $2^{18} - 1$  (262143), and so the sequence generated is very close to maximal-length. With the 22.5kHz clock that is used, the sequence repeats every 11 seconds.

It is important to start a feedback shift register in the correct state. For example, the one in Fig. 13(a) will certainly not produce noise if started with each stage containing zero, since the feedback bit will be zero also. Unfortunately, when power is turned on the c.m.o.s. shift register that we used in-



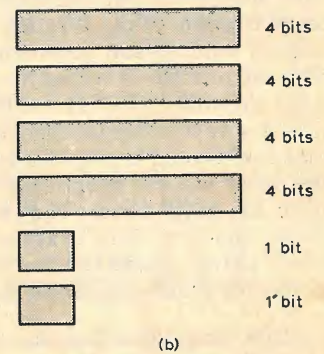
(a)



**Fig. 15.** Distortion of vowel positions due to square root law of filter resonances.

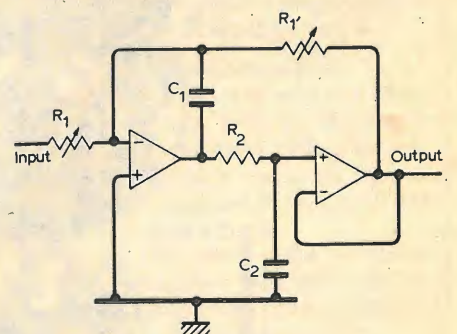
variably comes up in the all-zeros state. Hence a spare gate is placed in the feedback path acting as an inverter, so that the all-ones state is the one which cycles indefinitely without producing noise. The all-zeros state leads into the repetition sequence of 253921 cycles.

**Formant filters.** The formant filters form the heart of an analogue speech synthesizer like the Chatterbox. They should be constant-bandwidth, constant d.c. gain, second-order resonators with centre frequency controllable over approximately half a decade range. In order to keep the cost of the device low, we used the two operational amplifier active filter configuration of Fig. 14 instead of the more common ring-of-three design, which incidentally is



(b)

**Fig. 13.** (a)  $N$ -bit exclusive-OR feedback shift register; (b) shift registers in the c.m.o.s. 4006 i.c.



**Fig. 14.** Formant filter.

rather easier to control. The transfer/function of this can be shown to be

$$H(s) = \frac{-1/C_1 R_1 C_2 R_2}{s^2 + \frac{1}{C_2 R_2} s + \frac{1}{C_1 R_1' C_2 R_2}}$$

which characterizes it as a low-pass resonance with d.c. gain of  $R_1'/R_1$ , bandwidth of  $1/2\pi C_2 R_2$  Hz, and centre frequency of  $1/2\pi \sqrt{C_1 R_1' C_2 R_2}$  Hz. By tracking  $R_1'$  with  $R_1$ , we can ensure that

the d.c. gain remains constant, and the centre frequency follows  $1/\sqrt{R_1}$ . Moreover, neither is especially sensitive to slight departures from exact tracking of  $R_1'$  with  $R_1$ .

The inverse square root variation of formant frequency with  $R_1$  caused us some concern. It is important to ensure that the joystick has an audible effect on the sound quality right across its operating range, so that control is not concentrated in one corner.

Suppose we let  $k$  travel from 0 to 1 to represent the position of the joystick in one dimension. The potentiometer is linear; suppose its resistance swings from  $R_A$  to  $R_B$ . Then at position  $k$ , the resistance is  $R = (1-k)R_A + kR_B$ , and the frequency of the resonance is proportional to  $1/\sqrt{R}$ . It is easy to show from this that if the resonant frequency travels from  $f_0$  to  $f_1$ , its value at position  $k$  is

$$\frac{f_0}{1-k \cdot [1-(f_0/f_1)^2]}$$

Now we can plot the positions of the vowels on a two-dimensional plane, with the dimensions representing the degrees of freedom of the joystick. Fig. 15 shows a comparison between the vowel positions for a hypothetical linearly controlled filter ( $f \sim 1/(k + \text{const})$ ) — the vowels are labelled in the positions they would occupy for this — and the filter we are proposing. The distortion due to the square-root law is shown by arrows. The diagram is obtained using standard formant frequencies for a male voice, and ranges

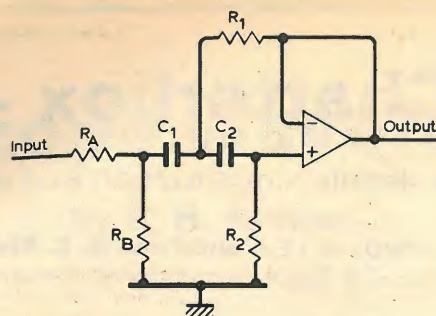


Fig. 16. Sibilance filter.

of 200-750Hz and 750-2250Hz for formants 1 and 2 respectively.

The effect of the transformation is to crowd the vowels towards one corner of the plane, which is disadvantageous — distinguishing between vowels would clearly be easier if they were maximally separated. However, the crowding is not severe, and the simplicity of the two-amplifier filter compared with others having more suitable relationships between resonant frequency and potentiometer position was considered to outweigh the disadvantage of uneven vowel distribution.


The bandwidths of the formant filters must be chosen carefully. Published figures for formant bandwidths are surprisingly low — around 50 to 100Hz. However, low bandwidth gives a high magnification factor  $Q$ , especially in formant 2 where the resonant frequen-

cies are higher, and since the gain in the first stage of the filter depends on  $Q$ , this is undesirable, because limiting will occur unless the signal levels are extremely low. In practice, we have found that the audible effect of synthesized speech does not depend critically on low formant bandwidths, and we chose to make the first formant bandwidth 110Hz and increase the second formant bandwidth slightly to 160Hz.

The component values used in the prototype Chatterbox are shown in Table 2. They give a range on formant 1 which spans slightly lower frequencies than required by the vowels of Table 1, and a formant 2 range which is rather higher than that required. This is because if the formant ranges intersect, or come close to intersection, the combined amplification of both filters can cause limiting to occur in the second filter. The problem cannot be avoided simply by turning down gains, for then the amplification when the formant frequencies are separated is so small that the signal gets lost.

**Sibilance filter.** To make the sibilant sounds "ss," "f" and "sh," the signal generated by the noise source must be filtered and attenuated. A second-order high-pass resonance is an appropriate filter, with the position of the resonance determining the type of sibilance. It is necessary also to make "f" a much weaker sound than the other two, so we sought a filter where we could change the attenuation at the same time as controlling the resonant frequency. The circuit of Fig. 16 does nicely. Capacitor

Fig. 17. Inside the Chatterbox.





**Table 2. Component values for the formant filters**

	Formant 1	Formant 2
$R_1, R_1'$	10k $\Omega$ linear potentiometer in series with 1.2k $\Omega$	10k $\Omega$ linear potentiometer in series with 1.2k $\Omega$
$C_1$	47nF	2500pF
$R_2$	15k $\Omega$	15k $\Omega$
$C_2$	100nF	68nF
calculated bandwidth	110Hz	160Hz
calculated range of resonant frequencies	180Hz-550Hz	940Hz-2850Hz
range required by vowels of Table 1	300Hz-750Hz	750Hz-2250Hz

**Table 3. Component values for the sibilance filter**

	s	f	sh
$R_A$	220	220	220
$R_B$	22	22	22
$C_1$	1000pF	2200pF	6800pF
$R_1$	1k $\Omega$	1k $\Omega$	1k $\Omega$
$C_2$	820k $\Omega$	820k $\Omega$	820k $\Omega$
$R_2$	1000pF	1000pF	1000pF
calculated gain	1/10	1/10	1/10
calculated bandwidth	390Hz	280Hz	220Hz
calculated resonant frequency	5560Hz	3750Hz	2130Hz

$C_1$  controls the resonant frequency, and  $R_A/R_B$  controls the attenuation. The transfer function is

$$H(s) = \frac{s^2}{(1 + \frac{R_A}{R_B} + \frac{R_A}{R_2})s^2 + [(1 + \frac{R_A}{R_B}) \cdot \frac{1}{R_2} \cdot (\frac{1}{C_1} + \frac{1}{C_2}) + \frac{R_A}{R_1 C_1 R_2}]s + \frac{1 + R_A/R_B}{R_1 C_1 R_2 C_2}}$$

and if we choose  $R_B \ll R_A, R_B \ll R_2, R_B \ll R_1$ , and  $R_B \ll R_1 C_2 / C_1$ , this has passband gain of  $R_B/R_A$ , bandwidth of  $(C_1 + C_2)/2\pi R_2 C_1 C_2$ , and centre frequency of  $1/2\pi \sqrt{C_1 R_1 C_2 R_2}$ .

We had to experiment with the centre frequency and bandwidth to find suitable sibilant sounds. We finally settled on resonances at around 2100Hz for "sh," 3700Hz for "f" and 5600Hz for "ss," with fairly high Qs - compared to the resonant frequencies - bandwidths of 200 to 400Hz. These are on the verge of what is realizable with the circuit before capacitor values become ridiculously small and resistor values ridiculously high. Table 3 shows the component values used.

The different sibilances are obtained by switching different  $R_A, R_B$ , and  $C_1$  networks into the input of the filter. A 4016 c.m.o.s. analogue gate is employed just before  $C_1$ , controlled by the appropriate noise touch switch, and the other side of  $C_1$  in each of the three networks is commoned into the remainder of the filter. Fig. 12 shows the details of control. Because of the low input impedances of the  $R_A, R_B, C_1$  networks, the output from the noise generator is buffered with a unity-gain amplifier stage.

**Touch switches.** There are five touch switches on the Chatterbox, for voicing, aspiration, and three sibilant sounds, S, F, and SH. The voicing switch, which is operated by the heel of the hand that grasps the joystick, is replicated on both sides of the box to cater for left- and right-handed people.

The touch switches operate by detecting the skin resistance when two adjacent contacts are touched together. They are made possible by the extremely high input impedance of c.m.o.s. gates. Since only a tiny current is drawn by the gate, an extremely high pull-up resistance (10M $\Omega$ ) can be used to keep its input asserted. Then even a high skin resistance is able to overcome the pull-up resistor and bring the gate

input to ground. In fact, the conductance of people's skins varies quite a lot. Although the values shown work for

most people, if the touch-switches fail to work for you just moisten the skin a little.

The whisper and sibilant controls are "ORed" together and the result turns off the clock that drives the noise generator, so that if none of them is operated, no noise gets through to distract attention from the voiced sounds.

**Construction**

The prototype model was made in a box 19cm x 11cm x 6cm, with the joystick, touch controls, and a small loudspeaker on the top, and the pitch potentiometer control protruding from the left-hand side. Fig. 17 shows the inside of the box. A single printed circuit board, mounted on the base, contains all the components. This is joined to the controls on top by ribbon cable. Two PP3 batteries provide an internal power supply, with provision for connection to an external one via a socket. An amplifier/recorder jack output is also included.

The left-to-right motion of the joystick controls formant 2, from minimum (left) to maximum (right), and the down-and-up motion controls formant

1, from minimum (down) to maximum (up). It is important to keep the leads from the joystick potentiometer as short as possible, since any noise on them will be amplified by the filters.

**Setting up.** The component values given in Fig. 12 should provide acceptable ranges and bandwidths for the formant filters, the sibilance filter, and the sound source. However, it is necessary to adjust the relative levels of the voicing, aspiration and sibilance channels by suitable choice of resistor values.

First, adjust the levels of voicing and aspiration by substituting different values for the 47k $\Omega$  and 82k $\Omega$  resistors at the input to the first operational amplifier. It is best to examine the output of the amplifiers with an oscilloscope, so that as large a gain as possible is obtained without clipping occurring anywhere along the formant chain. The tests should be made at different positions of the joystick, because this radically affects the Qs of the filters.

Then adjust the two input resistors to the final operational amplifier to achieve a pleasing balance between sibilance and voicing. Finally, set the feedback resistor for this stage to produce maximum output voltage without clipping in the audio amplifier.

**Making the Chatterbox talk**

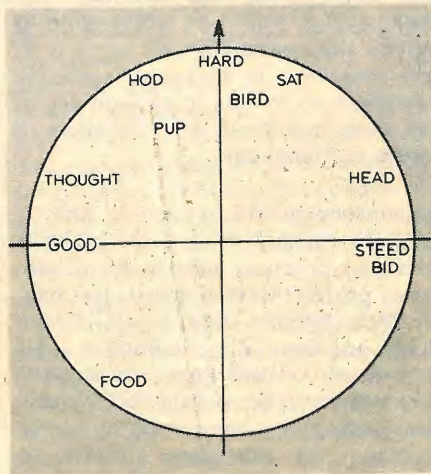
The best way to learn about the Chatterbox is to play with it. However, people sometimes have difficulty getting started, so here are some suggestions to help familiarize you with the controls and their effects.

First, identify the vowel positions (Fig. 18). Remember that there are far more vowels in English speech than the a, e, i, o, and u of English writing!

Now experiment with pitch variations while a steady vowel is being produced. Try a rising pitch, a falling pitch, a rise and then a fall, and a fall followed by a rise. Correct control of pitch is essential to make the speech sound natural.

Try some diphthongs next, as in "go," "toy," and "play" (Fig. 19). These are made up as a slide from one vowel position to another.

Finally, turn to the noisy sounds. One pair of touch contacts produces aspiration, and the sound is affected by the joystick position. You should be able to



**Fig. 18. Approximate vowel positions.**

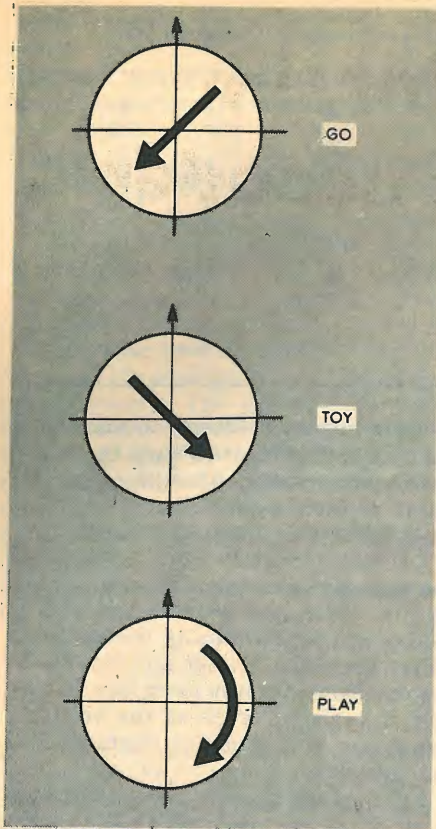


Fig. 19. Some diphthongs.

use it to whisper the vowels and diphthongs learned above. The other pairs of contacts produce the sounds at the beginning of "ships," "fish," and "salt." It is possible to make "t" as in "eat" with a very short burst of "s." However, it's quite difficult to integrate these noises with the vowel-like sounds to get proper words like "delicious." No wonder babies take so long to learn to talk! Fig. 20 shows some things to say.

### The Chatterbox in use

The Chatterbox has found an exciting application as a stimulus for retarded and autistic children. (It has also been used with a young child, blind from birth.) As you may know, such children find it difficult to interact with other people and often prefer to play with machines. The Chatterbox with its relatively rich structure of controls and noises, proves an interesting device for them.

Dorinda Bath, at the University of Nottingham, has conducted some experiments with retarded and autistic children who were functioning at a mental age level of two years. They were given the toy and instructed to "play with it and see what it does". While playing with the pitch potentiometer, trying to balance the toy on its joystick, chewing it, and so on, they usually triggered one of the touch switches by accident. From then on it was a matter of discovering which of the controls worked by themselves and which operated in consort with others. Three levels of activity were defined:

**level I:** making a noise by touching one of the controls;

**level II:** performing two related actions

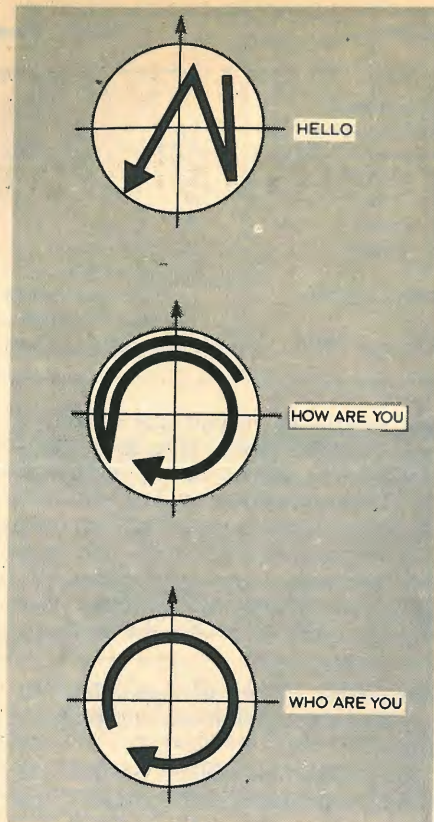


Fig. 20. Things to say.

simultaneously (e.g. voice switch and joystick);

**level III:** performing three actions simultaneously (i.e. voice switch, joystick, and pitch potentiometer).

Many of the children discovered by themselves not only level II but also level III activity. However, because the possibilities for co-ordinated control at level III usually outstripped the child's manipulative powers, because her hands were so small, she often involved the adult experimenter *on her own initiative* to help her ("you touch these buttons while I move this"). Thus the Chatterbox served as a catalyst for valuable interpersonal relations. This is especially important for the autistic child, who withdraws from contact with humanity and does not respond to friendly advances from other people.

As a consequence of her experiences with the Chatterbox, Dorinda suggested that it would be worthwhile to explore the possibilities of using it in child therapy, to increase auditory awareness as well as to expand attention span in children with disorders of speech and language.


**Acknowledgements.** We would like to thank all the people who contributed ideas and practical help to the Chatterbox project: Chris Corbett, Kel Fidler, Rick Jenkins, Bob Mack, Roger Moore, and especially Bob Booker, John Brazier and Richard Pope, whose hard work went well beyond the call of duty. The spectrograms were made by Linda Shockey. We are very grateful to Dorinda Bath for her enthusiasm in using the Chatterbox with emotionally retarded children.

## Two-way cable tv system for tv entertainment

A new bi-directional cable tv system is shortly to become operational in the USA. It allows viewers to select special film programmes, to actively participate in educational courses and quiz games, and even to shop using their tv set. It also enables subscribers to contact the police in an emergency.

A network using this concept has been developed jointly by Pioneer Electronic Corporation and Warner Cable Corporation, a subsidiary of Warner Communications, and will eventually cover about 300,000 households (an estimated one million people) in an area around Columbus, Ohio. Previous systems have only enabled a relatively small number (a few thousand) subscribers to participate in programmes. All the subscribers in the network are directly connected to the programme transmission centre by a bi-directional digital communications system. From this centre, each subscriber can receive up to 30 regular tv programmes, up to ten pay-tv programmes, and by using a pushbutton control unit, participate in various other programmes.

A pay-as-you-see facility enables viewers to pay for extra programmes or facilities as and when they want them. It does this by monitoring the use of each subscriber's tv console by computer, and using the data obtained to invoice them for the extra programmes and facilities used.



L.e.d.s on the viewer's push-button remote control unit, shown in the accompanying photograph (actual unit size is about 4x6in), can be illuminated if, for example, the viewer gives the correct answer in a multiple answer test following an educational programme. This facility can be applied to tv shopping as well as to educational subjects. Anyone wishing to order a particular product simply presses the appropriate response button and the computer notes the order and prepares a purchase note, which is passed directly to the supplier's warehouse.

Facilities are also available with the system to provide a subscriber with teletext-type data; for example, up-to-date information on his or her water, gas and electricity consumption.

# Character rounding for the Wireless World teletext decoder

## 2 — Installation of Board 4 and further improvements

by J. H. Hinton, M.Sc.

Improvements to J. F. Daniels' original decoder design represent a further stage in evolution. Unlike some commercial l.s.i. decoders, the unit now offers complete compliance with the specification together with useful test and demonstration facilities.

THE ASSEMBLY of the new board is eased by the use of plated-through holes, and no special precautions are necessary in its construction beyond ensuring that the capacitors stay within a height of 5/16in above the board.

To simplify the wiring-in as far as possible, the board has been laid out in a half-depth format to mount above the rear halves of Board 3 and the analogue board. The seventeen links to rear pads on the component side of Board 3 go to the corresponding numbers on the lower side of the new board, while the other connexions go to its upper side. The existing leads to the front panel should be disconnected from the boards to be reconnected as a final stage of re-assembly. "Extra-flexible" wire is strongly recommended for the new wiring and also for replacement where single-strand wire was used originally, since this is liable to weaken or break when the decoder is "unfolded" a few times.

The complete assembly of four boards can just be fitted inside the 2 3/4in headroom of the original cabinet, if carefully spaced. Board 2 should be mounted 1/4in above the chassis and VR<sub>3</sub> removed. C<sub>12,13</sub> may have to be hung over the front of the board or replaced by smaller diameter types so that Board 1 can be fitted 1/2in above it. A gap of 3/8in between Boards 1 and 3 may be needed to clear VR<sub>1</sub> and VR<sub>2</sub>, depending on the type used, but 3/8in is sufficient between Boards 3 and 4. The analogue board should be mounted 1/2in above Board 1. To avoid risk of short circuits, it is simplest to use insulated spacers throughout with fibre washers under nuts and screw heads where necessary.

With four boards, the heat dissipation is considerably greater than in the original design and it is suggested that a row of moderate size holes is drilled through the chassis and cabinet base at the front and in the top of the cabinet at the rear, to encourage airflow between the boards.

In the following, pad designations on

Board 4 are suffixed by U (upper) or L (lower), while those on Board 3 retain their C (component side) and W (wiring side) prefixes.

### Installation

- (1) Remove existing wires between W30 and Board 2 "white output", and between C5 and edge connector 5 on Board 1 (EC 1, 5).
- (2) Isolate the following points on Board 3 by breaking the track leading from them: — IC<sub>104</sub>, pins 11, 13, 14, 15 (noting that the track from pin 11 runs along the upper side of the board under the i.c. before going through it close to pin 1) (108, 1), (105, 15) and edge connector C22.
- (3) Connect a 22nF capacitor between C34 and C36; link (117, 2) to (101, 4) and IC 117, pin 3 to pad C22.
- (4) Support Board 4 with its underside upwards and link with 1in lengths of wire all the pads on the underside of Board 4 to their same-numbered partners on the component side of Board 3, with the exception of 42L, which is taken to a 5V supply capable of providing 530 mA, and 43L (0V) which is linked to pad C36.
- (5) Link edge connector 13U on Board 4 to (108, 1) on Board 3; 20U to (124, 8); 29U to (113, 11); 31U to (121, 6); 33U to (105, 15); 35U to (104, 15); 36U to (104, 14); 37U to (104, 13); 38U to (104, 11).

Boards 3 and 4 may now be bolted together.

On board 2, break the two track connexions on the underside of the board going to IC<sub>42</sub>, pin 7 (dot count 6) and transfer them both to (42, 9) (dot count 7). Take a lead from (57, 3) (Flash) to 39U on Board 4 and check the polarity of C<sub>12</sub> and C<sub>13</sub> (shown incorrectly on the instructions supplied with some kits) — the two outside ends are both negative and the inner ones positive. The rate of flash may be slowed down by increasing these capacitors to 220µF.

At this stage the Roll mode and Write pulse modifications described in Daniel's follow-up article (W.W. Feb. 1977) may conveniently be carried out, together with the one for interleaved magazines, if required.

Turning now to Board 1, remove IC<sub>1</sub> (7493) and take a lead from its former pin 2 hole to pad 12U, and from pin 11

hole to 14U. Isolate (4, 13) by cutting the track leading from it on the underside of the board, remove C<sub>2</sub>, and connect 17U to EC1, 17; 21U to EC1, 21; 34U to (7, 13) and 5U to EC1,5. The now spare NOR gate (4, 13) may be used to cure the 'jumpiness' in the setting of picture width and margin by connecting it in place of inverter (6, 12), with the additional input fed from (10, 11); it is also recommended that R<sub>3</sub> be changed to 270 ohms and (12, 11) be transferred to 0V. The four boards may now be bolted together.

On board 4, link the EC pads on the upper right hand edge to their partners immediately below on the analogue board, and connect 25U to the cut-hole signal fed to the video interface board from the "newsflash" switch on the front panel. Link to 0V the unconnected front pin of the used section of the "Teletext" switch. If required, connect the "upper-case only" switch between pads S<sub>1a</sub> and S<sub>1b</sub> alongside IC<sub>201</sub>, and the "Disable Rounding" switch between pad S<sub>2</sub> (between IC<sub>212</sub> and R<sub>1</sub>) and 0V; both switches being open for normal operation.

### Held graphics

The rendering of held graphics can be improved by two modifications to Board 3 which can be added on their own or in conjunction with the new board. When a graphics symbol is held over a control character which changes the display colour (a set-after change), a narrow band of the new colour may be visible at the right hand edge of the graphic because the signal which changes the colour has a shorter propagation path through the logic than the Y character signal. This can be overcome by introducing a compensating delay into the colour signal as follows:—

- (1) Cut the track links and insert 100 ohm resistors on the underside of the board between (105, 3) and (110, 10) (red), (105, 13) and (110, 11) (green) and (105, 6) and (110, 3) (blue).
- (2) Connect three 560pF capacitors on the top side of the board from IC<sub>105</sub> pins 3, 6 and 13, to 0V. This value was found to be optimum on the prototype but may vary between individual decoders.

When a graphics symbol is held over the 'graphics hold' control which sets the Hold mode (being previously unset) the time taken to establish the mode may give rise to a gap at the left hand edge of the symbol (visible for example on Oracle, Page 111) which can be cured by adding a 390pF capacitor from (122, 13) to 0V; its effect is to delay the blanking effect of the control character signal fed to (116,5) until the hold signal to (116, 4) has caught up with it.

### General

The type of capacitor used here or elsewhere in the modifications (apart from C<sub>201</sub>) is not critical, provided that miniature high-K ceramic varieties with a tolerance of -20% to +80% such as the Mullard C629 series (yellow square plates with a green band along the top) are avoided.

The new board continues the practice in both the original design and Board 3 of leaving unconnected the pins of unused active-low i.c. inputs. Unlike c.m.o.s., where a free input may float to almost any level depending on leakage resistances, the internal base resistance of the t.t.l. input stage is sufficient in practice to hold it up in the high state against any capacitance coupling inside the package; although an external pull-up is recommended by i.c. manufacturers. Used inputs which would otherwise be left floating under some switch conditions, such as (201, 1) and (214, 9), are provided with pull up resistors to overcome possible coupling through the stray capacitance of the wiring. Since the breakdown rating of a t.t.l. input is only 5.5V as against 7V for the main supply pin, inputs must never be directly connected to the positive rail without a protective series resistance.

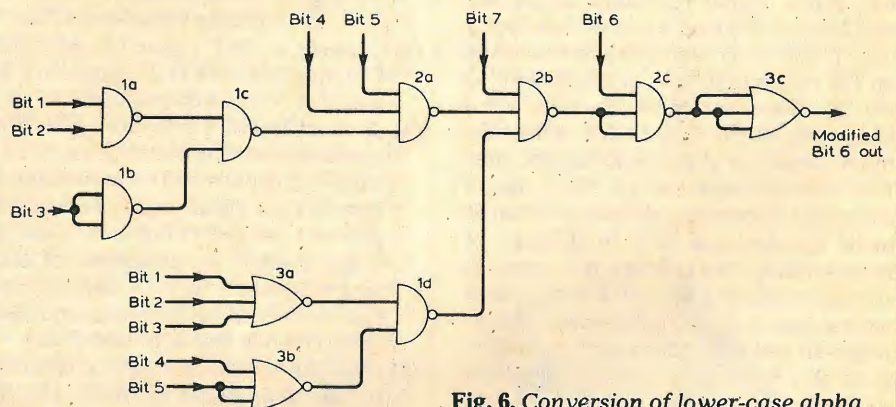
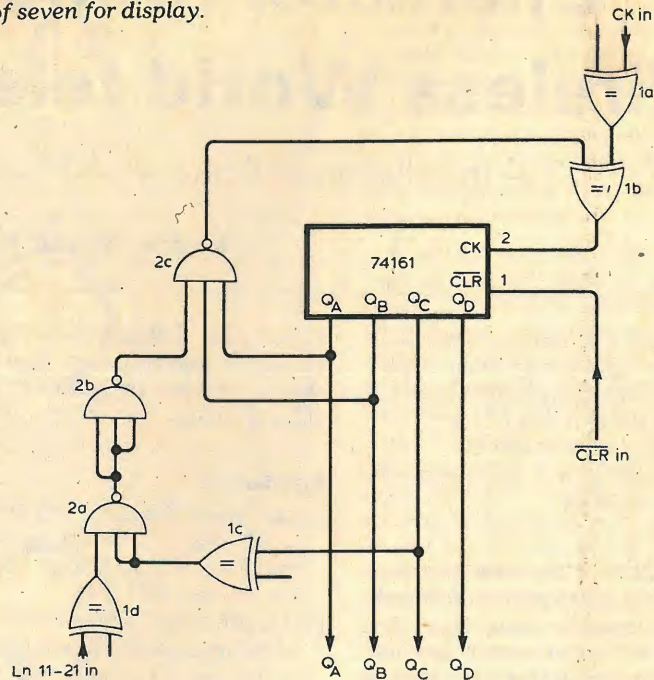
The reduction in gap between characters with the seven clock period cell gives a narrower picture for the same clock frequency and while this can be reduced to 7Mhz to fill up the screen, the author prefers the narrower picture as being more readable.

With the use of  $\pm 2\%$  close tolerance components for C<sub>201</sub> and R<sub>201</sub>, rather than having a preset adjustment, the unit should work immediately provided that no faults are present. The action of character rounding can be observed and checked most easily on double-height characters; pre-rounding and post-rounding can be disabled separately by shorting (210, 9) and (210, 1) respectively to 0V.

The seven clock period character cell and upper case only converter can be added separately to the *W W* decoder or used independently in other display applications.

The circuitry to switch between a dot-count modulus of eight for acquisition mode and seven for the display cell can be made up from three i.c. packages as shown in Fig. 5. It is necessary to use a synchronous counter, and to switch over the exclusive-OR gate by a dot-count 3 signal derived from a single

**Fig. 5.** Circuit to accommodate a dot-count of eight for acquisition and a count of seven for display.



**Fig. 6.** Conversion of lower-case alpha symbols to upper-case.

gate rather than the 7442 four-to-ten-line decoder IC<sub>42</sub>, because the propagation time round this loop via either Q<sub>A</sub> or Q<sub>B</sub> must be less than half a clock period. The conversion of lower-case alpha symbols to upper case also requires three i.c. packages as shown in Fig. 6. However, the availability on Board 4 of spare gates in the character-rounding logic enabled this conversion to be incorporated with the addition of only one 7400 package, at the cost of not preserving the long dash (Row 0 column 6 in the code table).

It is important to observe the distinction between the 0V line and earth or chassis. While many older sets which used half-wave h.t. rectification directly from the mains with the chassis taken to neutral were relatively safe when connected correctly, newer ones often use a bridge arrangement where the chassis is live on alternate half cycles. It is essential that the decoder metalwork is taken to a 'true earth, and that a

double-wound mains isolating transformer of adequate rating is used during commissioning and until the decoder is securely in its cabinet with all coaxial cable braiding well insulated.

### Acknowledgements

I would like to express my thanks to Richard Russell for building a prototype and for valuable help over interfacing to his Board 3 circuitry; also to Messrs Catronics Ltd for their assistance in designing the printed circuit layout and supplying prototype boards.

*Lack of space prevents publication of the printed-board pattern and the inter-board wiring diagram of the complete decoder, including the wiring to this latest board. However, readers are invited to send a stamped, addressed envelope for copies, which are offered free of charge.*

# Microcomputer design

## 6 — The Z80 microprocessor explained

by Phil Pittman, B.Sc. in association with NASCO Ltd

Having considered some of the generalities of microcomputer hardware and software in previous articles, and also some parts of a particular practical system, this six-part series concludes by looking more closely at the central processing unit — in this case the Z80 microprocessor. Although some of the following information has been given in previous articles (November and December 1977; January, February and August 1978), it is being repeated here for completeness and greater detail.

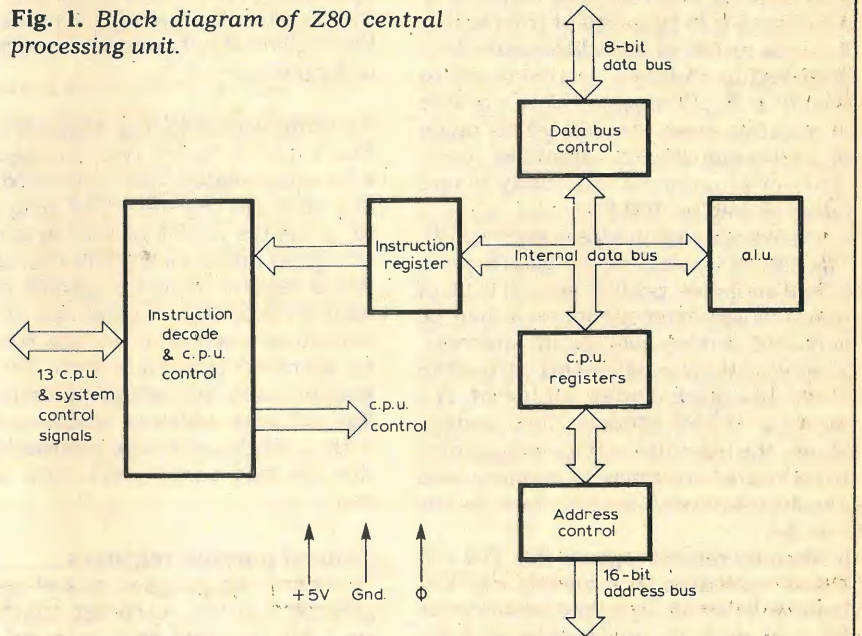
A BLOCK DIAGRAM of the internal architecture of the Z80 central processing unit is shown in Fig. 1. The diagram shows the major elements in the c.p.u. and it should be referred to throughout the following description. First let us look at the c.p.u. registers. The Z80 c.p.u. contains 208 bits of read/write memory that are accessible to the programmer. Fig. 2 illustrates how this memory is arranged into eighteen 8-bit registers and four 16-bit registers. The registers include two sets of six general purpose registers that may be used individually as 8-bit registers or in pairs as 16-bit registers.

### Special purpose registers

**1. Programme counter (p.c.).** The programme counter holds the 16-bit address of the current instruction being fetched from memory. The p.c. is automatically incremented after its contents have been transferred to the address lines. When a programme jump occurs, the new value is automatically placed in the p.c., overriding the incrementer.

**2. Stack pointer (s.p.).** Any portion of external r.a.m. may be dedicated as a stack area. This is used as a method of sequentially storing or retrieving data on a last-in first-out (l.i.f.o.) basis. The s.p. holds the 16-bit address of the current top of stack. Data can be "pushed" onto the stack, 16-bits at a time, from specific c.p.u. registers or "popped" off the stack into specific c.p.u. registers through the execution of PUSH and POP instructions. The data popped from the stack is always the last data which was pushed onto it. Any stack push or pop automatically modifies the s.p. in such a way that the s.p. always contains the address of the current top of stack. The stack is frequently used to save

Fig. 1. Block diagram of Z80 central processing unit.



Main register set		Alternate register set		General purpose registers
Accumulator A	Flags F	Accumulator A'	Flags F'	
B	C	B'	C'	
D	E	D'	E'	
H	L	H'	L'	

Fig. 2. Arrangement of registers in the Z80 c.p.u.

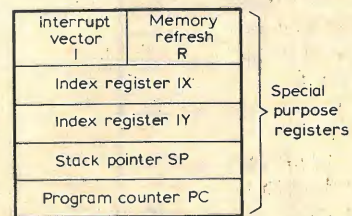
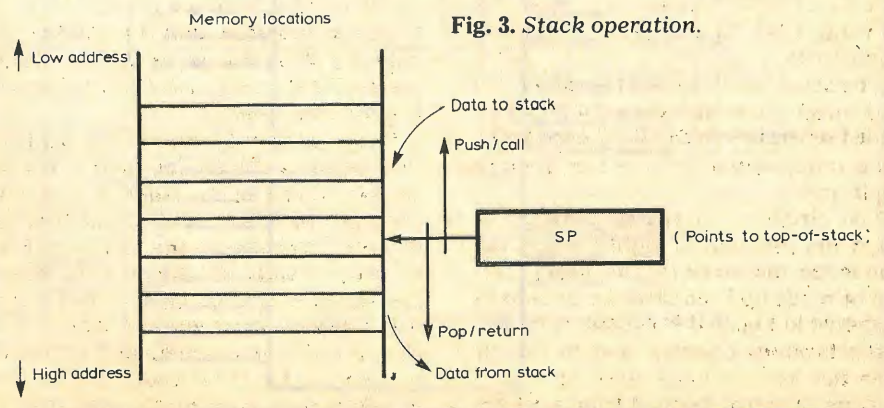


Fig. 3. Stack operation.



programme counter contents before certain types of jumps (calls) so that the programme can later return to the same place again by popping the old value back to the p.c.

The stack allows simple implementation of multiple level interrupts, unlimited subroutine nesting and simplification of many types of data manipulation. Fig. 3 indicates the operation of the stack.

**3. Two index registers (IX and IY):** the two independent index addressing modes. An index register is used as a base to point to a region in memory in which data is to be stored or from which it is to be retrieved. An additional byte is included in indexed instructions to specify a displacement, either positive or negative, from this base. This mode of addressing greatly simplifies many types of programme, especially where tables of data are used.

**4. Interrupts page address register (I).** The Z80 c.p.u. can be operated in a mode where an indirect call (a special type of jump) to any memory location can be achieved in response to an interrupt. The I register is used for this purpose to store the high order 8-bits of the memory of the address. This feature allows the interrupt service programme to be located anywhere in memory with absolute minimal access time to the routine.

**5. Memory refresh register (R).** The Z80 c.p.u. contains a memory refresh counter to enable dynamic memories to be used with the same ease as static memories. While a discussion of dynamic r.a.m. is beyond the scope of this article, it is sufficient to say that dynamic r.a.m. stores its data as charges on capacitors. In order that this charge

does not decay it is necessary to provide a partial address for the blocks of memory cells, plus certain clock pulses, within a specified minimum time. These are the functions provided by the Z80. The 7-bit refresh register is automatically incremented after each instruction fetch. The data in the refresh counter is sent out on the lower portion of the address bus along with a refresh control signal while the c.p.u. is decoding and executing the fetched instruction. This mode of refresh is totally transparent in that it does not slow down the c.p.u. operation. The programmer can load the register for testing purposes, but this register is not normally used by the programmer.

**Accumulator and flag registers**

The c.p.u. includes two independent 8-bit accumulators and associated 8-bit flag or status registers. The accumulator holds the results of 8-bit arithmetic or logical operations while the flag or status register indicates specific conditions for 8- or 16-bit operations, such as indicating whether or not the result of an operation is equal to zero. The programmer selects the accumulator and flag pair with which he wishes to work with a single exchange instruction so that he may easily work with either pair.

**General purpose registers**

There are two matched sets of general purpose registers, each set containing six 8-bit registers that may be used

individually as 8-bit registers or as 16-bit register pairs by the programmer. One set is called BC, DE and HL while the complementary set is called BC', DE', and HL'. At any one time the programmer can select any one set to work with through a single exchange command for the entire set. In systems where a fast interrupt response is required, one set of general purpose registers and an accumulator/flag register may be preserved for handling this very fast routine. Only simple exchange instructions need be executed to go between the routines. This greatly reduces interrupt service time by eliminating the requirement for saving and retrieving register contents in the external stack during interrupt or subroutine processing. These general purpose registers are used for a wide range of applications by the programmer.

**Arithmetic and logic unit (a.l.u.)**

The 8-bit arithmetic and logical instructions of the c.p.u. are executed in the a.l.u. Internally the a.l.u. communicates with the registers and the external data bus or the internal data bus. The type of functions performed by the a.l.u. include: add, subtract, logical AND, logical OR, logical exclusive OR, compare, left or right shifts or rotates, increment, decrement, set bit, reset bit, and test bit.

**Instruction register and c.p.u. control**

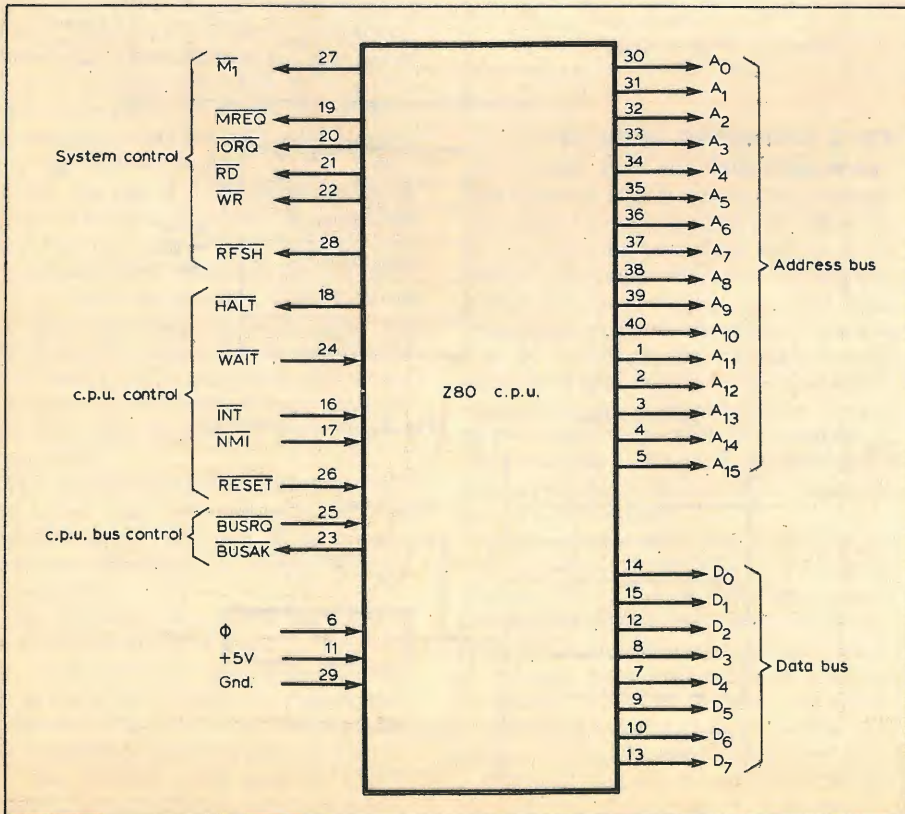
As each instruction is fetched from memory, it is placed in the instruction register and decoded. The control section performs this function and then generates and supplies all of the control signals necessary to read or write data from or to the registers, control the a.l.u. and provide all required external control signals.

**External signals**

The Z80 is a single chip c.p.u. packaged in a standard 40-pin dual-in-line package. Fig. 4 shows the functions which are brought out to the external pins of the device while Fig. 5 shows how the device fits into the microcomputer circuit. All outputs from the c.p.u. with the exception of  $\overline{M1}$ ,  $\overline{RFSH}$ ,  $\overline{HALT}$  and  $\overline{BUSA\overline{K}}$  have a three-state capability. With the exception of the data and address buses all signals have an active low state. The following paragraphs explain the various signals and connections shown as code names in Fig. 4 and Fig. 5.

**Address bus (A<sub>0</sub>-A<sub>15</sub>).** Pins A<sub>0</sub>-A<sub>15</sub> constitute a 16-bit address bus. The bus provides the address for memory (up to 64K bytes), data exchange and for i/o device data exchanges. I/o addressing uses the eight lower address bits to allow the user directly to select up to 256 input or 256 output ports. A<sub>0</sub> is the least significant address bit. During refresh time, the lower seven bits contain a valid refresh address.

Fig. 4. Pin numbers and functions in the Z80. The abbreviations are explained in the text.



**Data bus (D<sub>0</sub>-D<sub>7</sub>).** The 8-bit bidirectional data bus is used for data exchanges with memory and i/o devices.

**Machine cycle one (M<sub>1</sub>).** This indicates that the current machine cycle is an instruction fetch cycle.

**Memory request (MREQ).** The memory request signal indicates that the address bus holds a valid address for a memory read or memory write operation.

**Input/output request (IORQ).** The input-output request signal indicates that the lower half of the address bus holds a valid i/o address for an i/o read or write operation. An IORQ signal is also generated with an M<sub>1</sub> signal when an interrupt is being acknowledged to indicate that an interrupt response vector (address) can be placed in the data bus by the interrupting peripheral. Interrupt acknowledge operations occur during M<sub>1</sub> time while i/o operations never occur during M<sub>1</sub> time.

**Read (RD).** The "read" pulse indicates that the c.p.u. wants to read data from memory or an i/o device. The addressed i/o device or memory should use this signal to gate data onto the c.p.u. data bus.

**Write (WR).** The "write" signal indicates that the c.p.u. data bus holds valid data to be stored in the addressed memory or i/o device.

**Refresh (RFSH).** The "refresh" signal indicates that the lower seven bits of the address bus contain a refresh address for dynamic memory and the current MREQ signal should be used to do a refresh operation on all dynamic memories.

**Halt state (HALT).** The HALT output from the c.p.u. indicates that a "halt" software instruction has been executed. The c.p.u. remains halted until reset or interrupted. During a halt, refresh activity is maintained.

**Wait (WAIT).** The "wait" input may be used to indicate to the c.p.u. that the addressed memory or i/o devices are not ready for a data transfer. Additional one clock cycle timing states are generated for as long as the "wait" signal is active. This signal allows any speed of memory or i/o device to be synchronised to the c.p.u.

**Interrupt request (INT).** The "interrupt request" signal is generated by i/o devices. A request will be honoured at the end of the current instruction if the internal software controlled interrupt

enable flag is enabled. When the c.p.u. accepts the interrupt, an acknowledge signal (IORQ) during M<sub>1</sub> time) is sent out at the beginning of the next instruction cycle. The c.p.u. can respond to an interrupt in three different modes that are selected by software instructions.

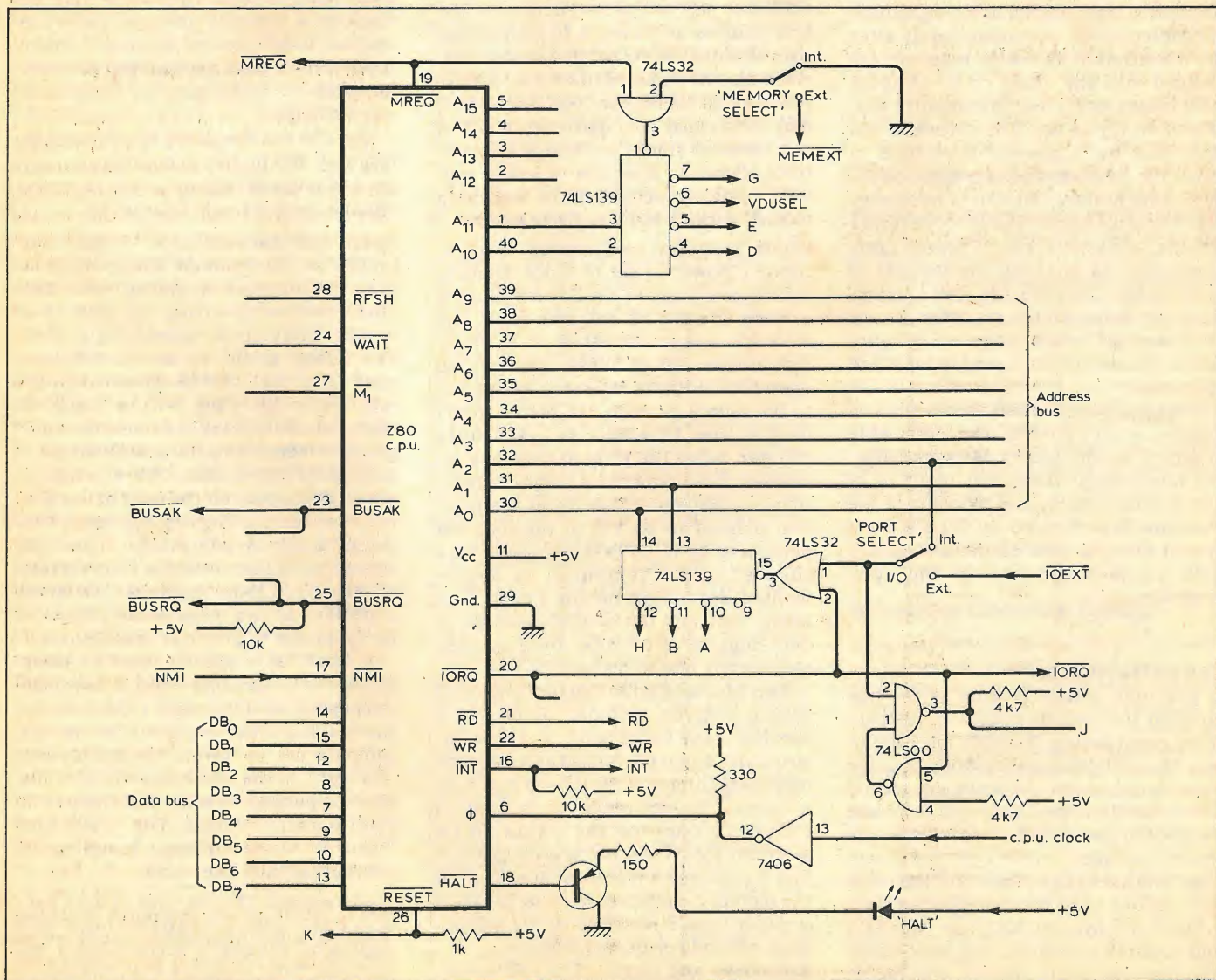
**Non-maskable interrupt (NMI).** The non-maskable interrupt request line has a higher priority than INT and is always recognised at the end of the current instruction, independently of the status of the interrupt enable flag. NMI automatically forces the Z80 to restart at memory address 0066 hex. The programme counter is saved automatically in the external stack so that the user can later return to the programme that was interrupted.

**Reset (RESET).** A reset forces the programme counter to zero and initialises the c.p.u.

**Bus request (BUSRQ).** The "bus request" signal is used to request the c.p.u. address bus, data bus and three-state output control signals to go to a high impedance state so that other devices can control these buses. The request will be granted as soon as the current c.p.u. machine cycle is completed.

**Bus acknowledge (BUSAK).** "Bus acknowledge" is used to indicate to the

Fig. 5. How the Z80 m.p.u. is used in the microcomputer, showing address and data buses and other associated logic.



requesting device that the c.p.u. address bus, data bus and control bus signals have been set to their high impedance state and the external device, e.g. the d.m.a. controller, can now control these buses.

**Clock (I).** The Z80 c.p.u. requires a single phase t.t.l. square wave clock for timing control. The frequency of this is 2.5 MHz for the standard Z80 or 4.0 MHz for the Z80A.

As shown in Fig. 5 the c.p.u. clock is driven from a conventional t.t.l. buffer with a 330Ω pull-up resistor, as required by the package. The input to the buffer can be selected from points on the video r.a.m. frequency divider chain (August issue, p.56), which is driven from a 16MHz crystal. A link has been provided to allow the clock frequency to be set to 1, 2 or 4MHz.

The logical design of the microcomputer has been arranged to exploit the non-maskable interrupt facility of the Z80, mentioned above, for a very special purpose – to provide a single step action for programme development work. By utilising external logic to interrupt the processor a fixed number of M1 cycles after a known command has been executed, the execution of the programme can be halted by causing the interrupt to occur during a particular instruction. The software arranges successive instructions in a programme to be interrupted, and immediately after the interruption all major registers are mapped into the video r.a.m. (August 1978 issue) and are consequently displayed on the tv set. The software will then wait for a specific keystroke to move the next instruction into the interrupting position. All this is necessary because instructions can be of differing lengths, and unless a huge search table is provided to establish the lengths of each of the 158 different Z80 instructions, the software has no other means of “knowing” which bytes are instructions, which are data and which are operands.

The particular method chosen for this system is to cause a non-maskable interrupt on the fourth M1 cycle after the low-to-high transition of bit 3 of port 0. The counting and blocking of the interrupt is performed by 74LS74 integrated circuits and associated gates. This system is also reset by the c.p.u. reset signal.

### The instruction set

A previous article in this series has outlined the various groups of instructions constituting the Z80 instruction set. The following paragraphs provide more detail on the facilities offered by the instruction set, although it is not possible to give full descriptions in the space available.

**Load and exchange.** These are the main instructions used for transferring data around the system between registers and memory locations. Any 8-bit quantity may be freely moved around by

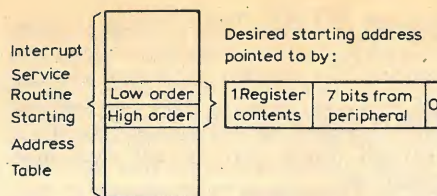


Fig. 6. Interrupt response.

utilising one of a variety of addressing modes with the basic “load” (LD) instruction. Register to register transfers are the simplest but in a register-to-memory or memory-to-register operation the memory address may be provided in one of a number of ways. The data may be part of an instruction, in which case it is fetched from the programme memory in the normal way. Alternatively, a 16-bit data memory address may be provided as part of the instruction. A common method of addressing data memory with the Z80 is to make use of the various 16-bit registers (IX, IY, BC, DE, HL) to contain data addresses.

Sixteen-bit quantities may also be transferred by the Z80 in a single instruction. For example 16-bit data to be placed in a 16-bit register may be included as part of the instruction, or the first address at which a 16-bit register pair of values is to be transferred between may be included in an instruction. Also any 16-bit register (excluding s.p.) may be pushed or popped on or off of the external stack. Exchange instructions allow the selection of either register bank or accumulator and also include various 16-bit register swaps.

**Block transfer and search.** An extremely powerful set of block transfer instructions exist in the Z80 for moving a block of data of any size from one memory area to another in a single instruction. All of these instructions operate with three registers: HL points to the source location, DE points to the destination location, BC is a byte counter. After the programmer has initialised these registers a single instruction can transfer a byte from the location pointed to by HL to the location pointed to by DE. These two points are then either incremented or decremented depending on the instruction being used, and the byte counter BC is decremented. The next byte is then transferred, and so on until BC = 0.

The block search instructions will search a given memory block for a specific data value with a single instruction. Again HL is used as a memory address pointer and BC is used as a byte counter. The accumulator is used to contain a copy of the value to be searched for. When the search instruction is executed it will sequence through the memory, updating HL and BC until it either finds a match with the accumulator contents or BC reaches zero.

**Arithmetic and logical.** The Z80 is cap-

able of performing a wide range of 8-bit and 16-bit arithmetic and logical operations, as listed earlier. In all of these instructions except increment and decrement, the specified 8-bit operation is performed between the data in the accumulator and the specified source of data. This source may be any of the c.p.u.'s 8-bit registers, memory address by (HL), (IX + d) or (IY + d) or “immediate” data contained as part of the instruction. The result of the operation is placed in the accumulator, with the exception of the “compare” instruction which leaves the accumulator unaffected. All of these operations affect the flag register as a result of the specified operation.

The facilities of the flag register and instruction set allow arithmetic operations for multiprecision b.c.d. numbers, multiprecision signed or unsigned binary numbers, and multiprecision two's complement signed numbers.

A group of 16-bit arithmetic instructions allow various operations between the Z80's 16-bit register, frequently using HL as a 16-bit accumulator. These simplify address calculations or other 16-bit arithmetic operations.

**Bit manipulation.** The ability to set, reset or test individual bits in a register or memory location is needed in almost every programme. These bits may be flags in a general purpose software routine, indications of external control conditions or data packed into memory locations to make memory utilisation more efficient.

The Z80 has the ability to set, reset or test any bit in the accumulator, any general purpose register or any memory location with a single instruction.

**Jump, call and return.** A “jump” is a branch in a programme where the programme counter is loaded with the 16-bit value specified by one of a number of available addressing modes. The “jump” group has several different conditions that can be specified to be met before the jump will be made. If these conditions are not met, the programme merely continues with the next sequential instruction. The conditions are all dependent on the data in the flag register. Jump addresses may either be determined from information contained as part of the instruction or from certain of the c.p.u.'s 16-bit registers. The latter capability allows programme jumps to be a function of previous calculations.

A “call” is a special form of jump where the programme counter contents are pushed onto the stack (addresses by the stack pointer register) before the jump occurs. A “return” is the reverse of a “call”, in that the value on top of the stack is popped directly into the p.c. to form a jump address. The “call” and “return” allow for easy handling of subroutines and interrupts.

**Input/output.** The transfer of data between the microcomputer and the peripheral devices is accomplished via the c.p.u. 8-bit registers with the aid of



instructions from the i/o group. An eight-bit port address may be specified either as part of the instruction or as the contents of register C. Special block i/o instructions of the Z80 allow the transfer of complete blocks of data directly between an i/o port and memory with a single instruction similar to those for block memory moves.

**Flags.** Each of the two Z80 c.p.u. flag registers contains six bits of information which are set or reset by various c.p.u. operations. Four of these bits are testable; that is, they are used as conditions for jump, call or return instructions. For example, a jump may be desired only if a specific bit in the flag register is set. The four testable flag bits are:

1. *Carry flag (C).* This flag is the carry from the highest order bit of the accumulator. For example, the carry flag will be set during an add instruction where a carry from the highest bit of the accumulator is generated. This flag is also set if a borrow is generated during a subtract instruction. The shift and rotate instructions also affect this bit.

2. *Zero flag (Z).* This flag is set if the result of the operation loaded a zero into the accumulator. Otherwise it is reset.

3. *Sign flag (S).* This flag is intended to be used with signed numbers and is set if the result of the operation was negative. Since bit 7 represents the sign of the number (a negative number has a 1 in bit 7), this flag stores the state of bit 7 in the accumulator.

4. *Parity/overflow flag (P/V).* This dual purpose flag indicates the parity of the result in the accumulator when logical operations are performed, and it represents overflow when signed two's complement arithmetic operations are performed. The Z80 overflow flag indicates that the two's complement number in the accumulator is in error since it has exceeded the maximum possible (+127) or is less than the minimum possible (-128) number that can be represented in two's complement.

There are also two non-testable bits in the flag register. Both of these are used for b.c.d. arithmetic. The "half carry" (H) flag is the b.c.d. carry or borrow from the least significant four bits of the a.l.u. This is examined by the Z80's special "decimal adjust accumulator" instruction used when performing decimal arithmetic. The "subtract flag" (N) is also used by the decimal adjust instruction to indicate if the previous arithmetic instruction was an addition or subtraction.

The flag register can be accessed by the programmer and has the following format:

S	Z	H	P/V	N	C
---	---	---	-----	---	---

**Interrupt response.** The purpose of an interrupt is to allow peripheral devices to suspend c.p.u. operation in an orderly manner and force the c.p.u. to start a

peripheral service routine. Usually this routine is involved with the exchange of data or status and control information, between the c.p.u. and the peripheral. Once the service routine is completed, the c.p.u. returns to the operation from which it was interrupted.

The Z80 has two interrupt inputs, a software maskable interrupt and a non-maskable interrupt. The non-maskable interrupt (n.m.i.) cannot be disabled by the programmer and it will be accepted whenever requested by a peripheral device. This interrupt is generally reserved for very important functions that must be serviced whenever they occur, such as impending power failure. When the Z80 receives a non-maskable interrupt it performs an automatic subroutine call to a predetermined memory address (0066 hex).

The maskable interrupt (INT) can be selectively enabled and disabled by the programmer. This allows the programmer to disable the interrupts during periods where his programme has timing constraints that do not allow it to be interrupted. The Z80 can be programmed to respond to maskable interrupts in any one of three possible modes.

Since the Z80 was evolved from the 8080A microprocessor, i.e. the 8080A's instruction set and internal register organisation is a sub-set of the Z80's, one of the Z80's interrupt modes is identical to that of the 8080A. In this mode, when the c.p.u. acknowledges an interrupt, it expects some external hardware to supply an instruction to the data bus. The c.p.u. then executes this (usually a jump or call) rather than getting the next instruction from the programme memory. This means that an 8080A can easily be replaced by a Z80 in a system without necessarily modifying the interrupt system, especially as 8080A programmes are upward compatible, at the binary machine code level, with the larger Z80 instruction set.

For simple interrupt requirements the second mode of Z80 interrupt response is quite attractive. In this mode, whenever an interrupt is accepted the c.p.u. performs an automatic subroutine call to a predetermined address (0038 hex).

The third mode of Z80 interrupt response is the most powerful. In this mode the interrupting device is required to identify itself by supplying an 8-bit number (vector) to the c.p.u. when the interrupt is acknowledged. (Note that the Z80 activates both  $\overline{M1}$  and  $\overline{IORQ}$  simultaneously to signify an interrupt acknowledge cycle.)

With this mode the programmer maintains a table of 16-bit starting addresses - one for every interrupt service routine. The table may be located anywhere in memory. When an interrupt is accepted, a 16-bit pointer must be formed to obtain the desired interrupt service routine starting address from the table. The upper eight bits of this pointer are formed from the contents of

the c.p.u.'s I register, which must have been previously set up by the programmer. The lower eight bits of the pointer are supplied by the interrupting device. Using the pointer to the table, and the table contents, an indirect call can be made to any memory location. This is illustrated diagrammatically in Fig. 6. All of the devices in the Z80 peripheral family are designed to operate in this mode of interrupt response. The programmer is able to specify a unique 8-bit interrupt vector to each peripheral, which it supplies to the c.p.u. during interrupt acknowledge. Interrupt priority is established by a "daisy-chain" connection through the peripheral devices.

## References

1. The Zilog Z80/Z80A c.p.u. Technical Manual.
2. The Zilog Z80 Assembly Language Programming Manual.

*Later this year we hope to publish a complete constructional design for a scientific computer using the Z80 m.p.u. as a processor.*

## WW diary overseas

The publishers of the Wireless World diary, T. J. & J. Smith of London SW19, do not supply direct to the public. If you want a copy you will have to get a bookseller, such as W. H. Smith, to order through the trade. If you live abroad from the UK, *Wireless World* can supply you. Send £1.50 to WW Diary, Room 25, Dorset House, Stamford Street, London SE1 9LU. The latest edition includes new sections on standard frequency transmissions, time code transmissions, UK broadcasting stations, and enlarges the address and telephone number section for electronics organisations by 75%.

## Microelectronics design

Designing with single-chip microcomputers is the subject of one of the papers to be presented at the Microsystems '79 conference and exhibition this year, January 31 to February 2. Other topics covered are bubble memories, microprocessor interfacing, architecture of 16-bit processors, high level languages and costing m.p.u. software. The event will be at the West Centre Hotel, Lille Road, London SW6 from 09.30 to 18.00 hours each day. Conference details from IPC Science and Technology Press Ltd, Westbury House, Bury Street, Guildford, Surrey GU2 5AW (Tel: 0483 31261). Exhibition details from Iliffe Promotions Ltd, Dorset House, Stamford Street, London SE1 9LU (tel: 01-261 8000).

# NEW PRODUCTS

Professional readers are invited to enter codes on the reply-paid card bound in at pages 112/3

## Microvision redesigned as competition looms

"Is it worth watching?" is the question most often asked about the Sinclair Microvision. Certainly there is enough brightness and contrast in its picture for comfortable viewing, though for outdoor use the screen needs shielding. Sinclair make no claims about spot size being reduced in proportion to screen size for their latest version of the Microvision, though a press release did suggest that the picture is "as bright and sharp as that of a full-sized household set viewed from around 15 feet" no doubt due to response peaking. Two months earlier, Sinclair had released details of a video monitor, based on the Microvision, which claimed a resolution of 325 lines.

First announced in January 1977, following what Sinclair called a 12-year half-million pound program (News, March 1977 issue), the Microvision type 1A was marketed later that year after a further NEB loan capital injection of £1.95 million in July, bringing the NEB holding to 73.3% from 43% and under an NEB appointed managing

director. Now, nearly two years later, Sinclair say they have spent a further £1 million on Microvision and what emerges is the 1B, a UK-standard set priced at about £100, much lighter at 550 grams than the original, with half the number of components, only two knobs to twiddle, and one main printed circuit board (instead of four) laid out for automatic assembly — though not yet made that way. Integrated circuits — three are made specially for Sinclair by Texas because of the low supply voltage of 6V — are down from five to four. "Most normal detector i.c.s take as much as the tv itself!" Sinclair point out. Printed inductors allow a much simpler design. Encased in an ABS rather than the steel box of the

1A the set is remarkably tolerant of being held, and in areas of good signal strength will work happily without an aerial.

The set seems well-positioned to withstand onslaught from Japanese competition, expected from Matsushita in spring (at £150 and "not a pocket set" according to Sinclair). What seems odd is that after spending all this money in developing a set specifically with a small picture, Sinclair then exaggerate its picture size, referring to its "2in screen"! The picture is actually 46mm diagonally. Sinclair Radionics Ltd, London Road, St Ives, Huntingdon, Cambs, PE17 4HJ.

WW 301

## Oven timer premature?

Asked why their microprocessor oven timer didn't have a facility for programming more than one temperature, General Instrument Microelectronics told us that wasn't what the customer wanted. "We could have put all the bells and whistles on we could think of," a spokesman said, "but we had a pressing market slot to fill." The customer, a large U.K. oven manufacturer (you'll only need to scan makers blurbs to find out which), appeared to want to get into the market quickly with a novelty, rather than to wait and do the job properly. But it would seem to be only a matter of a short time before the job is done properly — possibly by a competitor. Pity the poor oven buyer.

But General Instruments conscience is no doubt relieved by the more general applications of the device. The 28-lead four-bit microprocessor accepts instructions from keys which increment or cycle the display, depending on how long they are depressed. The 28-pin AY-3-1250 links to a four-digit display indicating any function selected and has three outputs for which on and off times can be programmed. Facilities include 12/24 hour operation, a "minute minder" and temperature setting. The 40-pin AY-3-1251 has data entry through a 10

× 4 keyboard and displays the "minute minder," oven temperature, on/off time and hot plate temperature permanently in a total of 14 digits.

In case you're worried about mains failure a standby battery automatically takes over and a 200kHz oscillator takes over timing. GIM's address in the U.K. is 1 Warwick Street, London W1R 5WB.

WW 302

## Radio 4 converter for m.w. sets

Ambitune is the name given to a neat and simple long-wave converter for medium-wave sets, which will be invaluable to Radio 4 listeners, come November 23. The converter measures 9cm square by 2.5cm thick and sits beside or beneath a m.w. set, inserting the up-converted



"200kHz" signal at around 900kHz via a ferrite rod aerial assembly. The oscillator circuit is designed for operation down to 2 to 3 volts, and the makers say that a 9-volt manganese alkaline battery (as supplied) will last for 700 to 900 hours. Tuned circuits are alterable. Price is £6 including battery, v.a.t. and postage. Ambit International, 2 Gresham Road, Brentwood, Essex.


WW 303

## 16bit microcomputer = minicomputer cpu


"A complete minicomputer control processor in one 40-pin package" is how Fairchild describe their 9440 Microflame product. The 9440, whose intrinsic memory capability is 32,768 16-



Re-designed Sinclair TV receiver, above and below right, is big improvement over earlier multi-standard set, left.



bit words, is said to bring full minicomputer capability to microprocessors, in distributed processing, process control, telecommunications and personal computers. The device, together with t.t.l. memories, combines Fairchild's Isoplanar oxide-isolation technique with integrated injection logic "to enhance both speed and density". Thomas Longo, chief technical officer, explained "These devices can achieve switching speeds comparable with low-power Schottky t.t.l. and packing densities up to 250 gates/mm<sup>2</sup>". Ad-



ditional i.s.i. circuits include a 48-pin 9441 for controlling external memories and a 9442 circuit to expand the input/output bus for interfacing. Microflame forms part of two microcomputers — Spark-16 and Blaze-16 — and a Fire package includes programs ranging from simple loaders to Fortran compilers. Future improvements in density and performance are expected to expand the range of applications. Fairchild Camera & Instrument (UK) Ltd, 230 High Street, Potters Bar, Herts EN6 5BU.

WW 304

### Wattmeter takes 20 times overload

Clive Green says he made the mistake of not having a development contract for the work his company did on the model 2601 power meter. He spent £10,000 on the strength of the MoD saying they needed 50 and in the end only buying 12: "one took the word of a major in the British Army." But he's got high hopes anyway for the meter, as it extends from d.c. to 520MHz and up to 300 watts for 5 minutes in 30 (50 watts continuously). "There's nothing else indicating true r.m.s. that covers that range of power and frequency." And other r.f. wattmeters overload too easily, he argues. His oil-cooled load will absorb 1000 watts for a few seconds. Accuracy depends on frequency and range but is within  $3 \pm 1.5\%$  f.s.d. using a calibration from Green Electronic & Communication Equipment Ltd, Newnham Industrial Estate, Plymouth PL7 4LU.

WW 305

### Electric screwdrivers are modular

A kilopond is a non-SI unit used in some European countries for kilogram-force, equal to 2.2lbf or 9.8 newtons. Perhaps you already knew, but it's used in describing torque values in a range of electric screwdrivers recently introduced into the U.K. from Switzerland. There are two *Fimecor* ranges, one covering torque values up to 0.35kpc (550 series), and the other — more versatile (220 series) with interchangeable modules — having torque values up to 12kpc (pictured).

Torque variation is between 2 and 3-to-1 for the four members of the 220 series, and as well as the torque modules, the motor module and screw-holding sleeve are interchangeable. Screws are held by suction in one of about 40 different sizes of sleeve and driven, in either direction, by blades of the "Phillips" type, hexagonal "allen" type (male and female), or one of a variety of slot types. A spare motor comes with each screwdriver and accessories include foot-operated switches, adjustable suspension and vacuum pumps.


The 550 series are smaller, lighter in weight and combine the vacuum pipe with electric supply, resting on a pressure switch in the power supply housing when not in use. One model in the series has speed variable from 400 to 900 rev/min; the rest are fixed at 600 rev/min. Made by SSIH Equipment SA of Bienne — previously known as Fine Mecanique SA — they are imported by SSIH Equipment (UK) Ltd at 67 Saffron Hill, London EC1N 8RS.

WW 306 series 220  
WW 307 series 550

### 555 in cmos

Intersil's new c.m.o.s. equivalent of the 555 timer was developed "behind the company's back," according to Geoff Coole, N. European sales manager. Initially turned down at Intersil, the idea for a c.m.o.s. 555 was nevertheless pursued as a "back-of-an-envelope" design, later to surface unofficially as part of a test pattern on a wafer production line. Thus when priorities had altered and a need for the device eventually recognised, it had already been developed.

The need, of course, stems from the high current consumption of the bipolar 555. The new circuit requires a supply rating of 80µA — less than one twentieth of that for the bipolar version — and



it will operate for 3,750h from two 300mAh cells. The metal-gate m.o.s. process gives the device a working range of 2 to 18V (the bipolar 555 needs at least 4.5V). And because there is no problem of spike generation due to "crowbar" currents in the output driver of the bipolar devices the control and supply voltage decoupling capacitors are not required to eliminate the supply transients. Prices are higher than the bipolar type, so it's not competing with currently-supplied 555s. Small in-line single timers cost 56 pence in quantities of a hundred (71 pence T099) and dual timers cost £1.08. Intersil Inc., 8 Tessa Road, Richfield Estate, Reading, Berks RG1 8ND.

WW 308


### Smoke clouds i.c. choice

Shortly after RCA announced its smoke detector i.c. TA10451, which integrates f.e.t.-input with gate protection and subsequent bipolar amplification, National Semiconductor sounded off about theirs. Both requiring an ionization chamber, the National device LM1801 also requires an f.e.t. sensing element — the NS5301 is sold with the i.c. for "\$1 per set" in large volumes. National feel their bipolar-only approach is more cost-effective and their i.c. includes a power transistor capable of producing 85dB in a horn. Both have a standby current around 7 to 8µA. RCA Solid State, Sunbury-on-Thames, Middlesex TW16 7HW and National Semiconductor Ltd, 301 Harper Centre, Horne Lane, Bedford MK40 1TR.

WW 309 (RCA)  
WW 310 (NS)

### Inexpensive speech synthesis

Speak & Spell is Texas Instruments talking learning aid for seven-year-olds and upwards. It uses a speech synthesis circuit together with two 128K r.o.m.s, each with 100 seconds of speech storage capacity, and a version of the TMS 1000 microprocessor. Based on linear predictive coding, the key to the system is the ability to squeeze a multi-stage filter onto the synthesizer chip. A periodic or random sequence of pulses, for voiced/unvoiced sounds, is applied to a ten-stage time-varying digital lattice filter modelling the vocal tract, via an amplitude modulator, and then to an 8-bit d-to-a converter, amplifier and loud-



speaker. Filter coefficients are usually updated every 20ms, a rate that results in speech of good quality and with reasonable r.o.m. demands. (Increasing this rate would model the vocal tract more closely but would need increased storage.) Texas say a UK version will be available soon but if you can't wait Dixons and Wallace Heaton shops stock the U.S. model.

WW 311

## Caveat emptor

I suppose any law which can't be enforced is a waste of time. Police radio, for instance, is for the police force and is not intended for those who have missed LBC on their way up from Capital Radio and become hooked on reports from bored coppers passing the time of day with MP, or whatever it is. If you do happen on one of these intimate little chats, you are supposed to blush primly and tune somewhere else. No one will prosecute you, even if your guilty secret is discovered, because the radio is not permanently and deliberately fixed to the police frequency and, unless you have just liberated two million quid from the bank, you don't intend to make use of the information.

Working on this premise, a firm in Surrey is marketing an American device which is broadly tuned to cover much of the X and K bands which, it is pointed out, covers several radar frequencies and also, just as a matter of passing interest, the frequency used in police radio speed indicators. The publicity says that this is all right provided that you switch off the instant you become aware that you are in a beam. You mustn't, of course, slow down to a legal speed, because that would make use of the restricted information.

If, then, as the distributors themselves point out, you mustn't listen and if accidentally you do, you mustn't take any action as a result, then the whole operation tends to lose its point. One cannot say there is an incitement to break the law, but since, to use the device, you have to break the law, I think that sales of the instrument should be stopped. You will notice that I haven't mentioned its name: I have no intention of advertising a device which so blatantly flouts the spirit and possibly the letter of a law which is intended to stop us killing each other on the road.

## Sight and sound

More in sorrow than in anger, Jim Palm, editor of the radio programme 'Rail', writes to tell me that if I were trusting enough to travel by train occasionally (actually, they aren't his exact words — he's a rail enthusiast — but I'm writing this) I would discover that v.d.us are in use at some stations and even in the National Railway Museum restaurant in York.

Well, I'm delighted to hear about the station installations, but I must confess to a feeling of unreality about the restaurant. I do realize that the sort of place I frequent isn't to everyone's taste, but if I peer through the tobacco smoke long enough, I find I can easily read the menu on the black board (it used to be white, but Filthy Fred the owner is sometimes a bit lax about washing his hands after scooping the



chips off the floor). Anyway, it does show that things can be done properly if British Rail only puts its mind to it. I mean, v.d.us in the local caff would save all that yelling back to the kitchen "Adam an' Eve on a raft, twice". Each customer could have a terminal and simply punch out his order, with the absolute minimum of fuss and no hint of embarrassment if he just wanted Two Meat Balls.

## Infinite bafflement

It'll soon be Christmas. Actually, as you read this, assuming anyone ever does, it has lately been Christmas, but it's still early November here. I thought that, this year, I would capitulate gracefully and buy my daughter a decent record player and radio. So I began negotiations with her in good time and took great care to explain all the jargon for her, recommending the features that were essential and going fully into all aspects of tracking weight, rumble, tuner sensitivity and power output, with particular reference to quality of reproduction and reliability. Having covered the field in some detail, and being conscious of a job well done, I lobbed the ball into her court and asked which one she would like. She pondered for a long moment and said "Can I have a white one, please?". Well, that's women for you.

I have no reason to think that this



point of view is uncommon. Lots of people must want something that produces a pleasant sound and will not lose a second's sleep if the t.h.d. is 0.01% or a hundred times worse. The music centres offered to the public now are, in my opinion at least, technology gone mad. A non-technical user who simply wants to hear some music is faced with what must be a truly forbidding array of knobs, toggles, lights and meters, many of which mean less than nothing to him and are not used. A neighbour of mine, for example, has labelled the Dolby on-off switch on his tape-deck "soft" and "harsh" and uses it as a tone-control. It also makes a good scratch filter, he says — meaning hiss, I suppose. What he uses the "Normal-FeCr-CrO<sub>2</sub>" switch for, I hate to think.

I daresay that if people read the instruction books they eventually come to realize that their boxes of electronics are wonderful, but I doubt very much that they care a jot. And if I'm right, what a waste of resources! All this wizardry, completely and utterly useless, because unwanted. It was a lot cheaper to have aspidistras.

## Decisions, decisions . . .

It seems, of late, that no sooner do I extricate myself from the horns of one dilemma — an extremely uncomfortable position to find oneself in — than another comes trotting in the door, nostrils flaring and headgear rampant.

It's only a little problem, really, this latest one, but it is giving my thrifty northern soul a good deal to think about. I've just been promised a large set of records and I can't decide whether to have discs or cassettes. Now, you might think that if that's all I have to worry about there is any amount of more pressing matters you could mention, like what Yorkshire is going to do without Boycott as skipper, and how one can stop next door's dog from desecrating the clematis, but I do assure you that it looms large in my mind.

You see, I only have to glance in a cursory manner at a disc and it instantly becomes a mass of scratches. I have tried most of the products which are supposed to prevent this happening, but the only effect so far is a large stain on the carpet where I spilt a bottle of magic jollop, claimed to reduce static, but also excellent as varnish remover.

So, if I have discs, I daren't touch them. I suppose I could record them on cassettes, but I then have two recordings and the cost of cassettes isn't negligible. Alternatively, of course, I could choose recorded cassettes, but I don't think that reproduction from them, on any machine I can afford, is as fresh as from an undamaged disc. There you have it, then. Between the Devil and the deep blue sea. It's a worrying world we live in.

# Night and day, these are the ones.

**Darkness**



**EEV Ebsicon**

The CCTV photoconductive tube from EEV using the silicon intensifier target principle which extends sensitivity into very low-light ranges. The Ebsicon makes CCTV operation possible in hitherto 'impossible' situations. TV reading of X-ray fluoroscopic images is a typical example.


**Low-light levels**



**EEV Sidicon**

Where conditions are moderately difficult EEV's new high sensitivity Sidicon is ideal. It is available in three quality grades, has excellent 'blooming' characteristics and precision silicon diode array target.

**Normal light levels**



**EEV Vidicon**

Unbeatable for reliability, the EEV Vidicon is electrostatically or magnetically focused, has separate or integral mesh and a range of photo-surfaces based on antimony trisulphide.


*No matter what your working conditions are, contact us at Chelmsford to find out more.*



# EEV

S 6029

# STOP A THIEF



## WITH

## RADEC

- ★ Highly suitable for flats, garages & caravans, etc.
- ★ Battery operated — typical life over 12 months with PP9.
- ★ Penetrating electronic warbler that commands attention due to unique sound.
- ★ Complete with 5 metres of cable, magnetic door contact, optional rubber feet, 3 high security keys and all fixings for easy installation.
- ★ Any number of floor pressure mats and extra magnetic contacts can be added.
- ★ Exit delay of 30 secs, and re-entry delay of 12 seconds before warbler operates.
- ★ Automatically resets after one minute in alarm condition to save neighbour annoyance.
- ★ Attractive 2-tone grey housing.

### RADEC COMBI 210 SELF-CONTAINED INTRUDER ALARM

Proven reliable performance in many Scandinavian homes  
and now available in UK from:

**CITADEL PRODUCTS LTD., 50 High Street, Edgware, Middx. HA8 7EP. Tel: 01-951 1848**

**Only £49.50 inclusive price. SAE for installation instructions**



## THE NEWBEAR COMPUTING STORE



The Bear announces its new store at:  
**2A GATLEY ROAD, CHEADLE, CHESHIRE**  
Tel. 061-491 0134

Callers welcome, mail order to Newbury

### NASCOM-1

Ex Stock £197.50 + 8% VAT, £1 P&P

### BOOKS

Book Title	Price	P&P
Computer Designs. 77-68 a 6800 Microcomputer	£7.50	.50
WB-1 a TTL Microcomputer	£6.50	.50
Zilog Z-80 Technical Manual	£4.00	.50
Z-80 PIO Manual	£2.50	.50
Z-80 Programming Manual	£4.00	.75
Accounts Payable and Receivable	£9.95	.75
Getting Acquainted with Micros		
TTL Databook	£2.50	.50
6800 Assembly Language Programming	£6.95	.50
Understanding Microcomputers	£7.55	.50
Z-80 Programming for Logic Design	£9.95	.50
How to Buy and Use Microcomputers	£6.95	.75
Microcomputer Primer	£5.55	.75
Adam Osborne Introduction to Microcomputers		
Vol. 0 Beginners Books	£5.95	.50
Vol. 1 Basic Concepts		
Vol. 2 Some Real Products	£11.95	1.00
8080 Programming for Logic Design	£5.95	.50
6800 Programming for Logic Design	£5.95	.50
Some Common Basic Programs	£8.95	.50
Payroll with Cost Accounting in Basic	£9.95	1.00
Sybox Microprocessors	£8.00	.50
Microprocessor Interfacing Techniques. C20	£8.00	.50
Scelbi 8080 Software Gourmet Guide Cook Book	£7.95	.50
6800 Software Gourmet Guide Cook Book	£7.95	.50
The Scelbi Byte Primer	£9.95	1.00
What To Do After You Hit Return	£7.00	.75
PCC Reference Book on Home Computers	£4.95	.50
Instant Basic	£4.95	.75
My Computer Likes Me	£1.65	.30
Games with a Pocket Calculator	£1.75	.30
Games, Tricks & Puzzles for a Hand Calculator	£2.45	.30
Best of Creative Computing Vol. 1	£6.95	.75
Best of Creative Computing Vol. 2	£6.95	.75
Hobby Computers are Here	£3.99	.50
Best of Byte	£8.95	.75
101 Basic Computer Games	£5.50	.75
The Home Computer Revolution	£3.45	.50
Computer Lib	£5.95	.50
First Book of Kim	£7.00	.50

Send for our new CATALOGUE

## NEWBEAR SALE

Jan. 6th to Jan. 13th  
inclusive

CALLERS ONLY

### FLOPPY DISC DRIVES

5 1/4" SHUGART SA400 DISC DRIVE	£225.00
Carriage by Securicor 'C' rate	£4.50
8" DRI SINGLE SIDED DOUBLE DENSITY	£325.00
Carriage by Securicor 'C' Rate	£5.00
8" DRI DOUBLE SIDED DOUBLE DENSITY	£365.00
Carriage by Securicor 'C' Rate	£5.00

Dr. Dobbs Journal (Vol. 1)	£10.00	.75
Z-80 Microcomputer Handbook	£7.25	.50
8080A Bugbook	£6.95	.75
TTL Cookbook	£6.30	.50
How to Program Microcomputers (Barden)	£6.30	.50
Microprocessors Systems	£5.70	.50
IC OP-AMP Cookbook	£4.95	.50
Your Home Computer	£5.95	.50
Home Computers Questions and Answers Vol. 1 Hardware	£5.95	.50
Vol. 2 Software	£5.95	.50
Data Acquisition Handbook	£2.50	.50
SC/MP Applications Manual	£3.00	.50
Getting Involved with your own Computer	£4.75	.50
Your Home Computer	£4.95	.50
Using the 6800 Microprocessor	£6.25	.50
Basic Programming in Real Time	£5.95	.50
IC Timer Cookbook	£6.95	.75
Active Filter Cookbook	£10.45	.75
IC OP-AMP Cookbook	£9.05	.75
Kim-1 User Manual	£7.00	.75
The New Hobby Computers	£3.95	.30
Computer programs that work	£2.40	.30

## SYM-1

(FORMERLY VIM-1)

The new 6502 based Micro from Synertek. Fully assembled and tested. **£199.00** plus 8% VAT. Carriage £1.00. Send for data sheet.

### BEAR BAGS

1. 77-68 CPU P.C.B. Components and Edge Connectors	£45.00
2. 77-68 LED's and Switches	£14.95
3. 77-68 Power Supply	£17.95
4. 77-68 19" 5u Rack and Backplane	£27.70
5. 77-68 4K Ram P.C.B. and Components	£27.00
6. 77-68 Mon 1 P.C.B. and Components	£50.70
7. 4K Ram Exorcisor P.C.B. and Components	£71.50
8. BK Ram Exorcisor P.C.B. and Components	£180.00
9. Pettavid V.D.U. Kit	£85.00
10. Kansas City Cassette Interface	£18.95
11. U.H.F. Modulator	£4.50
12. 77-68 VDU P.C.B. and Components	£89.50
13. 77-68 Mon 2 P.C.B. and Components	£b.a.
14. Prom Programmer P.C.B. and Components	£35.00
15. Promverter	£8.50

Plus VAT 8%  
50p Postage & Packing  
\*£1.00 Postage & Packing

### PRINTED CIRCUIT BOARDS

77-68 CPU P.C.B.	£10.00
77-68 4K Ram P.C.B.	£10.00
77-68 Mon 1 P.C.B.	£10.00
77-68 V.D.U. P.C.B.	£10.00
S50 bus 4K Ram P.C.B.	£12.50
Exorcisor Compatible Motherboards (8 slot)	£10.00
4K Ram P.C.B.	
Veroboard Backplane B x 17	£4.30
77-68 Extender card	£4.10
ASCII Keyboard assembled and tested	£86.00
Keyboard Kit	£56.00
Keyboard Case	£20.33
U.V. Prom Eraser	£58.00
S100 bus 9-slot Motherboard	£19.50
Double Eurocord Motherboard	£15.00


Goods are normally shipped within 24 hours, subject to availability. Barclaycard & Access. VAT at 8% for Hardware Components. 30p Postage and Packing unless otherwise stated. Cheques to be made out to The Newbear Computing Store. Send for an up-to-date catalogue to The Newbear Computing Store, 7 Bone Lane, Newbury, 0635 49223. Callers are welcome Monday to Saturday 9.00 a.m.-5.30 p.m., but please ring to let us know when you are calling.

# All you want for Christmas

*Fast and Easy*



**Leave this page open where it will do the most good!**



You know, almost as well as we know, where to go to get the components a home projects constructor needs to pursue his hobby.

Either your nearest Lektrokit dealer. Or direct from Lektrokit by mail order.

Because Lektrokit offer the most comprehensive range of breadboarding and testing devices on earth.

Trouble is, the nice people who might give you Lektrokit for Christmas probably haven't the faintest idea what we—or even you—are on about.

**So just tick the items you'd particularly like for Christmas.** And then leave this page open in a strategic place!

## Lektrokit Breadboards

FROM £3.25, inc p & p and VAT

Hole for hole, top value! Lektrokit breadboards are modular, so they can be linked together to form any size. With a pitch of 0.1", even the smallest breadboard—217L—can accept 8, 14, 16 or 18 pin DIL sockets. You just take a component, choose a hole, and push it in.

Model No.	Contacts	Price, each	
217L	170	£3.25	<input type="checkbox"/>
234L	340	£5.75	<input type="checkbox"/>
248L	480	£6.65	<input type="checkbox"/>
264R	512	£6.65	<input type="checkbox"/>
264L	640	£8.32	<input type="checkbox"/>



(All prices include packing, postage and VAT).

## Lektrokit Super Strip SS2

ONLY £11.05 inc p & p and VAT

Super Strip accepts all DIP's—as many as nine 14-pin at a time—and/or TO-5's and discrete components. With interconnections of any solid wire up to 20 AWG.

Super Strip has 840 contact points, combining a power/signal distribution system with a matrix of 640 contacts in groups of 5. Distribution system has eight bus-bars, each with 25 contact points.



## Lektrokit IC Test Clips

ONLY £3.08 inc p & p and VAT

Ten models to fit all DIP sizes. Test clip grips IC's without slipping or shorting between pins—makes testing IC's on boards easier, aids removing and inserting DIP's without damage. Each IC pin can be brought up to a convenient contact post for hooking test leads or probe connections.

Model	Price	
TC-8	£4.38	<input type="checkbox"/>
TC-14	£3.08*	<input type="checkbox"/>
TC-16	£3.25	<input type="checkbox"/>
TC-24	£9.28	<input type="checkbox"/>
TC-40	£13.95	<input type="checkbox"/>

LEKTROKIT COMPLETES THE CIRCUIT—FOR CHRISTMAS!

All I want for Christmas is what I've marked above.

To Lektrokit Limited, London Road, Reading, Berks, RG6 1AZ. Telephone Reading (0734) 669116/7.

Please supply the above (tick items required)—IMMEDIATELY.

**CUT OUT THE COMPLETE ADVERTISEMENT AND SEND TO LEKTROKIT**

(All prices include packing, postage and VAT. All deliveries include name of nearest Lektrokit dealer—plus a FREE catalogue!)

I enclose P.O./cheque for £ .....

Name .....

Address .....

WW3y

Lektrokit's policy, as you know, is the right product, whatever the project, at the right price. And it's backed by a nationwide network of retailers.

But it could be that, whoever you get to complete your Christmas, doesn't know where the Lektrokit retailers are. So we've included an order coupon to help them—and you out!

# LEKTROKIT

## COMPLETES THE CIRCUIT





# WILMSLOW AUDIO

## The firm for Speakers

### HI-FI DRIVE UNITS



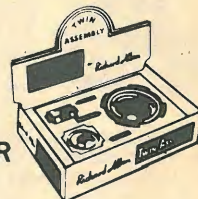
### PA GROUP & DISCO UNITS



### WILMSLOW AUDIO

KITS FOR MAGAZINE DESIGNS etc.

### SPEAKER KITS



HD12 9D25	£6.00
HD13 D34H	£12.00
HD20 BZ5J4	£9.45
HD20 BZ5H4	£11.98
HD11 P25EBC	£5.56
Baker Superb	£22.50
Castle 8RS/DD	£12.35
Chartwell CE205 8" bass, matched pairs only	pairs £59.90
Coles 4001	£6.25
Coles 3000	£6.25
Celestion HF1300 II	£8.25
Celestion HF2000	£9.95
Dalesford D10 tweeter	£8.25
Dalesford D20/105 4"	£10.95
Dalesford D30/110 5"	£10.95
Dalesford D50/153 6½"	£11.95
Dalesford D50/200 8"	£11.95
Dalesford D70/250 10"	£24.95
Dalesford D100/310 12"	£34.95
Decca London	£41.25
Decca CO/1000/8	£8.95
Decca DK30	£27.50
E.M.I. type 350 4 ohm	£9.25
E.M.I. 14A/770 14" x 9"	£16.95
E.M.I. 8" x 5" d/c 10 watt	£3.95
Isophon KK10/8	£8.25
Isophon KK8/8	£7.50
Jordan Watts Module	£17.95
Jordan 50mm Unit	£22.50
Jordan CB Crossover	£22.50
KEF T27	£8.50
KEF B110	£10.95
KEF B200	£11.95
KEF B139	£24.95
KEF DN13	£4.95
KEF DN12	£7.25
KEF DN22	pair £36.00
Lowther PM6	£49.95
Lowther PM6 MKI	£52.00
Lowther PM7	£86.50
Peerless DT10HFC	£9.75
Peerless K010DT	£8.95
Peerless K040MRF	£11.75
Radford BD25 II	£26.95
Radford MD9	£14.50
Radford MD6	£17.95
Radford FN8/FN831	£19.95
Richard Allan CG8T	£9.95
Richard Allan CG12T Super	£22.45
Richard Allan HP8B	£15.50
Richard Allan LP8B	£10.35
Richard Allan HP12B	£25.25
Richard Allan DT20	£7.25
Richard Allan DT30	£7.45
Seas HO86	£8.75
Shackman Electrostatic C/W polar network & X/O	pair £112.00
Tannoy HPD 295A	£91.50

Tannoy HPD 315A	£102.95
Tannoy HPD 385A	£119.95
Baker Group 25	£13.00
Baker Group 35	£14.50
Baker Group 50/12	£21.00
Baker Group 50/15	£33.00
Celestion G12M	£13.50
Celestion G12H	£17.95
Celestion G18C	£41.95
Celestion G12/75 (alum. dome)	£22.50
Celestion G12/75 (d/cone)	£24.50
Celestion G12M/50 (cambric edge)	£16.95
Celestion G15/100 (alum dome)	£32.50
Celestion MH1000	£13.50
Celestion Powercell 12"/100	£45.95
Celestion Powercell 15"/100	£48.95
Celestion Powercell 15"/125	£51.95
Fane Pop 40	£10.95
Fane Pop 50H	£12.50
Fane Pop 75	£16.95
Fane Pop 65	£19.95
Fane Pop 80	£21.95
Fane Pop 100	£35.95
Fane J44 horn	£6.50
Fane J104 horn	£13.75
Fane J73 horn	£9.75
Fane Guitar 80L	£19.75
Fane Guitar 80B	£19.95
Fane Disco 80	£21.50
Fane PA80	£19.50
Fane Bass 85	£29.95
Fane Crescendo 12A	£42.95
Fane Crescendo 12B	£44.95
Fane Crescendo 15/100	£54.95
Fane Crescendo 15/125	£64.95
Fane Crescendo 18	£75.95
Fane 920 II Horn	£45.95
Fane HPX1/HPX2	£2.50
Goodmans 8PA	£4.25
Goodmans 12P	£19.75
Goodmans 12PD	£22.50
Goodmans 12PG	£21.25
Goodmans 18P	£45.50
Goodmans 50HX	£20.50
McKenzie C1280	£22.95
McKenzie GP15	£32.95
McKenzie TC15	£32.95
McKenzie CG15 Bass	£55.95
Motorola Piezo Horn	£8.50
Richard Allan HD8T	£14.50
Richard Allan HD10T	£15.75
Richard Allan HD12T	£20.95
Richard Allan HD15	£36.95
Richard Allan HD15T	£37.95

Kits include drive units, crossovers, BAF/Long fibre wool, etc. for pair of speakers.

Carriage £3.50

Practical Hifi & Audio PRO9-TL (Rogers)	£118.00
Felt panels for PRO9-TL	£5.50 + £1.50 p&p
Hifi Answers Monitor (Rogers)	£129.00
Hifi News State of the Art (Atkinson)	£161.00
Popular Hifi Mini Monitor (Colloms)	£63.00
Popular Hifi Round Sound (Stephens) including complete cabinet kit	£68.00
Popular Hifi (Jordan)	£91.00
Practical Hifi & Audio Monitor (Giles)	£119.00
Practical Hifi & Audio Triangle (Giles)	£86.00
Practical Hifi & Audio BSC3 (Rogers)	£60.00
Practical Hifi Mini Triangle (Giles)	£99.00
Hifi News Tabor (Jones)	£59.75
Hifi News Tabor (with H4 bass units)	£65.00
Wireless World T.L./KEF (Bailey)	£112.00
Wireless World T.L./Radford (Bailey)	£154.00
Hifi News Minilink (Atkinson)	£43.00

SMART BADGES FREE WITH ALL ABOVE KITS (TO GIVE THAT PROFESSIONAL TOUCH TO DIY SPEAKERS!)

Send 3 x 7p stamps for reprints/ construction details of any of above designs.

#### CARRIAGE & INSURANCE

Tweeters/Crossovers	40p each
Speakers up to 10"	75p each
Speakers 12"	£1.25 each
Speakers 15"	£2.00 each
Speakers 18"	£2.95 each
Speaker Kits	£2.50 pair
Mag. design kits	£3.50 pair

Prices per pair. Carriage £2.50.

Dalesford System 1	£52.90
Dalesford System 2	£55.75
Dalesford System 3	£101.75
Dalesford System 4	£108.00
Dalesford System 5	£139.00
Dalesford System 6	£93.00
Eagle SK210	£15.00
Eagle SK215	£29.00
Eagle SK320	£37.00
Eagle SK325	£67.00
Eagle SK335	£91.00
Goodmans DIN20	£31.50
Goodmans Mezzo Twinkit	£51.95
Kef Kit I	£59.50
Kef Kit III	£119.95 (carr. £5)
Lowther PM6 Kit	£103.00
Lowther PM6 MKI Kit	£108.00
Peerless 1060	£71.95
Peerless 1070	£122.00
Peerless 1120	£139.00
Peerless 2050	£49.95
Peerless 2060	£65.95
Radford Studio 90	£154.00
Radford Monitor 270	£208.00
Radford Studio 270	£275.00
Radford Studio 360	£390.00
RamKit 50 (makes Ram 100)	£69.95
Richard Allan Tango Twin Assembly	£43.50
Richard Allan Maramba T.R.8	£61.50
Richard Allan Charisma T.R.12	£90.00
Richard Allan Super Triple	£73.00
Richard Allan RA8	£46.50
Richard Allan RA82	£74.00
Richard Allan RA82L	£79.95
Seas Mini	£17.90
Seas 203	£35.50
Seas 302	£43.90
Seas 303	£73.90
Seas 503	£119.90
Wharfedale Denton 2XP	£26.95
Wharfedale Linton 3XP	£41.95
Wharfedale Glendale 3XP	£56.95

Everything in stock for the speaker constructor! BAF, long fibre wool, foam, crossovers, felt panels, components, etc. Large selection of grille fabrics. (Send 15p in stamps for fabric samples) (Prices correct at 1/10/78)

**SWIFT**  
OF WILMSLOW  
The firm for Hi-Fi  
5 Swan Street,  
Wilmslow, Cheshire.

Send 15p stamp for free 38 page catalogue "Choosing a Speaker"

Telephone: Speakers, Mail Order and Export:  
0625 529599. Hi-Fi: 0625 526213

Lightning service on telephoned credit card orders!

**WILMSLOW AUDIO**  
The firm for Speakers

Swan Works, Bank Square,  
Wilmslow, Cheshire.

**Z & I AERO SERVICES LTD.**  
 Head Office: 44a WESTBOURNE GROVE, LONDON W2 5SF  
 Tel. 727 5641 Telex 261306

**RETAIL SHOP**  
 85 TOTTENHAM COURT ROAD, W. 1  
 Tel. 580-8403

**SPECIAL OFFER OF BRAND NEW USSR MADE MULTIMETERS  
 VALID UNTIL 31st DECEMBER, 1978**



TYPE	U4313	U4315
Sensitivity D.C.	20,000 o.p.v.	20,000 o.p.v.
Sensitivity A.C.	2,000 o.p.v.	2,000 o.p.v.
D.C. Current	60µA-1.5A	50µA-2.5A
A.C. Current	0.6mA-1.5A	0.5mA-2.5A
D.C. Volts	75mV-600V	75mV-1000V
A.C. Volts	15V-600V	1V-1000V
Resistance	1K-1M	300Ω-500kΩ
Capacity	0.5µF	0.5µF
Accuracy	1.5% D.C. 2.5% A.C.	2.5% D.C. 4% A.C.

Price complete with pressed steel carrying case and test leads  
 Packing and postage

£10.50 £10.50  
 £1.50 £1.50




**TYPE U4324**

D.C. Current:	0.06-0.6-60-600mA-3A
A.C. Current:	0.3-3-30-300mA-3A
D.C. Voltage:	0.6-1.2-3-12-30-60-120-600-1200V
A.C. Voltage:	3-6-15-60-150-300-600-900V
Resistance:	500Ω-5-50-500kΩ
Accuracy:	D.C. 2.5% A.C. 4% (of F.S.D.)

PRICE complete with test leads and fibreboard storage case **£9.50**  
 Packing and postage **£1.20**

**TYPE U4323  
 COMBINED WITH SPOT FREQUENCY OSCILLATOR**



Sensitivity:	20,000Ω/V
Voltage ranges:	2.5-1000V A.C. / D.C.
Current ranges:	0.05-500mA D.C. only
Resistance:	5Ω-1MΩ
Accuracy:	5% F.S.D.
Oscillator output:	1kHz 50/50 squarewave 465KHz sinewave modulated by 1KHz squarewave

PRICE, in carrying case, complete with leads and manual **£8.00**  
 Packing and postage **£1.00**



**TYPE U4341  
 COMBINED MULTIMETER AND  
 TRANSISTOR TESTER**

Sensitivity:	16,700Ω/V D.C., 3,300Ω/V A.C.
Current:	0.06-0.6-6-60-600mA D.C., 0.3-3-0-30-300mA A.C.
Voltage:	0.3-1.5-6-30-60-150-300-900V D.C. 1.5-7.5-30-150-300-750V A.C.
Resistance:	2-20-200kΩ-2MΩ
Transistors:	Collector cut-off current 60µA max D.C. current gain 10-350 in two ranges

PRICE, complete with steel carrying case, test lead, battery and instruction manual **£9.50**  
 Packing and Postage **£1.50**

**WARRANTY**

ANY INSTRUMENT FOUND FAULTY OR OTHERWISE UNSATISFACTORY ON RECEIPT WILL BE REPLACED FREE OF CHARGE OR FULLY REFUNDED PROVIDED IT IS RETURNED TO US WITHIN 7 DAYS FROM THE DATE OF RECEIPT. NO FURTHER FREE REPLACEMENT OR FREE REPAIR GUARANTEE IS OFFERED. ANY FAULT OR MALFUNCTION DISCOVERED LATER MAY BE REPAIRED BY US PROVIDED THE INSTRUMENT IS SENT TO US POST PAID WITH FULL DESCRIPTION OF THE FAULT. A CHARGE WILL BE MADE FOR SUCH REPAIRS AND SERVICING.

THIS OFFER IS VALID ONLY FOR ORDERS ACCOMPANIED BY REMITTANCE WHICH SHOULD INCLUDE DELIVERY CHARGES AS INDICATED AND 8% V.A.T. ON THE TOTAL.

OUR 1978 CATALOGUE/PRICE LIST OF VALVES, SEMICONDUCTORS, PASSIVE COMPONENTS AND TEST EQUIPMENT IS AVAILABLE. PLEASE SEND P.O. for £0.30 FOR YOUR COPY

WW-086 FOR FURTHER DETAILS

# Audio Modules

Build your system or make add-on's with SESCOM audio modules.



**MIC-4**  
Low Impedance  
Microphone Pre-amp



**LA-3**  
Line Amplifier Transformer  
Balanced 600 ohm output




**PS-1**  
Power Supply  
24 volts DC  
regulated 120/240  
VAC input

**Pre-amps**  
Balanced low impedance for microphone, high impedance general purpose, RIAA Phono, NAB tape (1%, 3¼, 7½, 15 ips).

**Equalizers**  
Active (bass, mid-range, treble) high pass filter, low pass filter.

**Other Modules**  
Line amp, power amp, compressor, sine wave oscillator, plug-in power supply.

**Accessories**  
Sheet metal, sockets, slide pots.  
Low distortion < 1%, low noise, bi-fet op-amps, high slew rate, single supply (9-36 volts DC), plug-in.



"Quality Engineered Sound Products"

**SEND FOR YOUR FREE COPY OF OUR NEW CATALOG**

We also manufacture audio transformers, snakes, direct boxes and mic-splitters.

**SESCOM, INC.**  
P.O. Box 590,  
12931 Buclong Ave.,  
Gardena, CA 90247 U.S.A.  
(213) 770-3510, (800) 421-1828,  
TWX (910) 346-7023

WW - 007 FOR FURTHER DETAILS

# NOW!

## SEMICON INDEXES

(International Semiconductor Device Data)

### announce

THE NEW VOLUME 3

## IC INDEX

This new volume follows the now well established format of the International Transistor Index and the Diode/SCR Index but in loose-leaf binder easily updatable form. There are over 25,000 entries of analogue and digital devices of international origin

SEND FOR DETAILS TO-DAY

SEMICON INDEXES LIMITED

7 KING'S PARADE, KING'S ROAD, FLEET. Hants. GU13 9AB

Tel: 025 14 28526 Telex: 858193 (Barmer G)

WW-077 FOR FURTHER DETAILS

# L A G R E X SUPPLIES LTD

Climax House, Fallsbrook Rd., Streatham, London SW16 6ED

## RST Tel: 01-677 2424 Telex: 946708 RST

SEMICONDUCTORS										
AA119 0.10	ASZ15 1.25	BC172 0.10*	BD131 0.35	BF257 0.24	CRS30 0.45	OAZ201 1.00	OC203 1.75	ZTX502 0.16*	2N1309 0.55	2N3771 1.75
AA30 0.27	ASZ16 1.25	BC173 0.12*	BD132 0.38	BF258 0.26	CRS66 1.50	OAZ206 1.00	OC204 2.50	ZTX503 0.17*	2N1613 0.25	2N3772 2.00
AA32 0.42	ASZ17 1.25	BC177 0.15	BD137 0.35*	BF336 0.30*	GEX541 1.75	OAZ207 1.00	OC205 2.50	ZTX530 0.20*	2N1671 1.50	2N3773 0.45*
AA33 0.18	ASZ20 1.50	BC178 0.14	BD138 0.40*	BF337 0.30*	GJ3M 0.75	OC20 2.50	OC206 2.50	ZTX531 0.20*	2N1693 0.25	2N3774 0.36*
AA35 0.34	ASZ21 2.00	BC179 0.16	BD139 0.40*	BF338 0.31*	GM378A 1.75	OC22 2.50	OC207 1.75	ZTX550 0.16*	2N1747 1.75	2N3775 0.45*
AA37 0.27	AU113 1.70	BC182 0.11*	BD140 0.44*	BF521 3.96	MJE304 0.45*	OC23 2.75	OC211 1.25	IN914 0.05	2N2148 1.65	2N3776 0.55*
AC107 0.60	AU110 1.70*	BC183 0.11*	BD144 2.00	BF528 2.23	MJE370 1.17	OC24 3.00	OC212 1.75	IN916 0.07	2N2149 1.65	2N3777 0.72
AC125 0.20	AV110 1.70*	BC184 0.10*	BD181 1.10	BFS98 0.20*	MJE371 0.61	OC25 0.90	R2008B 1.75*	IN4001 0.06	2N2150 0.24	2N3778 0.13*
AC126 0.20	BA145 0.13*	BC212 0.13*	BD182 1.18	BFW10 0.65	MJE521 0.52	OC26 0.90	R2009 2.25*	IN4002 0.06	2N2220 0.18	2N3779 0.13*
AC127 0.20	BA148 0.13*	BC213 0.12*	BD237 0.40	BFW11 0.65	MJE521 0.52	OC28 2.00	R2010B 1.75*	IN4003 0.07	2N2221 0.18	2N3780 0.13*
AC187 0.20	BA154 0.09	BC214 0.15*	BD238 0.55	BFX85 0.22	MJE251 0.55	OC29 2.00	TI C226D 1.75	IN4004 0.07	2N2222 0.18	2N4058 0.14*
AC141 0.25	BA155 0.10	BC237 0.09*	BDX10 0.81	BFX86 0.22	MJE3055 0.75	OC35 1.50	TIL209 0.20	IN4006 0.08	2N2223 2.75	2N4059 0.10*
AC141K 0.35	BA156 0.09	BC238 0.12*	BDX32 2.00	BFY60 0.26	MPF102 0.30*	OC36 1.50	TIP29A 0.41*	IN4007 0.09	2N2369A 0.21	2N4060 0.12*
AC142 0.20	BAW62 0.05	BC301 0.25	BDY20 1.25	BFY60 0.26	MPF103 0.30*	OC41 0.80	TIP30A 0.44*	IN4009 0.06	2N2484 0.20	2N4062 0.13*
AC142K 0.30	BAX13 0.06	BC303 0.24	BDY60 1.50	BFY60 0.26	MPF105 0.30*	OC42 0.75	TIP31A 0.45*	IN4148 0.06	2N2646 0.55	2N4124 0.15*
AC176 0.20	BAX16 0.09	BC307 0.10*	BF115 0.25	BFY51 0.26	MPSA06 0.24*	OC43 2.25	TIP33A 0.69	IN5400 0.13	2N2904 0.25	2N4126 0.15*
AC187 0.20	BC126 0.15	BC308 0.10*	BF152 0.18	BFY52 0.26	MPSA06 0.24*	OC44 0.60	TIP33A 0.73	IN5401 0.13	2N2905 0.25	2N4128 0.20*
AC188 0.20	BC108 0.12	BC327 0.20*	BF153 0.20	BFY60 0.26	MPSU06 0.36*	OC75 0.55	TIP34A 0.79	IS44 0.04	2N2906 0.21	2N4128 0.20*
ACV17 0.85	BC109 0.13	BC328 0.18*	BF154 0.17	BFY60 0.26	MPSU06 0.36*	OC75 0.55	TIP41A 0.63	IS920 0.07	2N2907 0.21	2N4128 0.20*
ACV18 0.80	BC113 0.12*	BC337 0.18*	BF159 0.23	BSX19 0.21	NE555 0.40*	OC75 0.55	TIP42A 0.70	IS921 0.07	2N2924 0.21*	2N4128 0.20*
ACV19 0.75	BC114 0.13*	BC338 0.17*	BF160 0.16	BSX20 0.20	NE555 0.40*	OC75 0.55	TIP42A 0.70	IS921 0.07	2N2925 0.22*	2N4128 0.20*
ACV20 0.70	BC115 0.14*	BCY30 1.00	BF167 0.20	BSX21 0.20	NK401 2.00	OC75 0.55	TIP42A 0.70	IS921 0.07	2N2926 0.14	2N4128 0.20*
ACV21 0.75	BC116 0.14*	BCY31 1.00	BF172 0.24	BT106 1.25	NK401 2.00	OC75 0.55	TIP42A 0.70	IS921 0.07	2N2927 0.21	2N4128 0.20*
ACV39 1.50	BC117 0.17*	BCY32 1.00	BF177 0.24	BT106 1.25	NK401 2.00	OC75 0.55	TIP42A 0.70	IS921 0.07	2N2928 0.14	2N4128 0.20*
AD149 0.70	BC118 0.10*	BCY33 0.90	BF178 0.24	BT106 1.25	NK401 2.00	OC75 0.55	TIP42A 0.70	IS921 0.07	2N2929 0.14	2N4128 0.20*
AD161 0.45	BC125 0.16*	BCY34 3.00	BF179 0.25	BU205 1.75*	OA5 0.95	OC81 1.85	TIP42A 0.70	IS921 0.07	2N2930 0.14	2N4128 0.20*
AD162 0.45	BC126 0.20*	BCY39 3.00	BF180 0.25	BU206 2.25*	OA7 0.55	OC81Z 1.20	TIP42A 0.70	IS921 0.07	2N2931 0.14	2N4128 0.20*
AF106 0.45	BC135 0.14*	BCY40 1.00	BF181 0.30	BU208 2.00*	OA7 0.55	OC82 0.65	TIP42A 0.70	IS921 0.07	2N2932 0.14	2N4128 0.20*
AF114 0.35	BC136 0.15*	BCY42 0.75	BF182 0.30	BU208 2.00*	OA7 0.55	OC82 0.65	TIP42A 0.70	IS921 0.07	2N2933 0.14	2N4128 0.20*
AF115 0.35	BC137 0.15*	BCY43 0.25	BF183 0.25	BU208 2.00*	OA7 0.55	OC82 0.65	TIP42A 0.70	IS921 0.07	2N2934 0.14	2N4128 0.20*
AF116 0.35	BC147 0.09*	BCY58 0.16	BF184 0.25	BU208 2.00*	OA7 0.55	OC82 0.65	TIP42A 0.70	IS921 0.07	2N2935 0.14	2N4128 0.20*
AF117 0.35	BC148 0.08*	BCY70 0.15	BF185 0.25	BU208 2.00*	OA7 0.55	OC82 0.65	TIP42A 0.70	IS921 0.07	2N2936 0.14	2N4128 0.20*
AF139 0.40	BC149 0.09*	BCY71 0.17	BF194 0.09*	BU208 2.00*	OA7 0.55	OC82 0.65	TIP42A 0.70	IS921 0.07	2N2937 0.14	2N4128 0.20*
AF186 1.20	BC157 0.09*	BF172 0.13	BF195 0.09*	BU208 2.00*	OA7 0.55	OC82 0.65	TIP42A 0.70	IS921 0.07	2N2938 0.14	2N4128 0.20*
AF239 0.45	BC158 0.08*	EC211 1.00	BF196 0.10*	BU208 2.00*	OA7 0.55	OC82 0.65	TIP42A 0.70	IS921 0.07	2N2939 0.14	2N4128 0.20*
AFZ11 2.75	BC159 0.10*	BD115 0.45	BF197 0.12*	BU208 2.00*	OA7 0.55	OC82 0.65	TIP42A 0.70	IS921 0.07	2N2940 0.14	2N4128 0.20*
AFZ12 2.75	BC167 0.12*	BD121 1.20	BF200 0.27	BU208 2.00*	OA7 0.55	OC82 0.65	TIP42A 0.70	IS921 0.07	2N2941 0.14	2N4128 0.20*
AS226 0.40	BC170 0.11*	BD123 1.20	BF244 0.26*	BU208 2.00*	OA7 0.55	OC82 0.65	TIP42A 0.70	IS921 0.07	2N2942 0.14	2N4128 0.20*
AS27 0.40	BC171 0.10*	BD124 1.30	BF244 0.28*	BU208 2.00*	OA7 0.55	OC82 0.65	TIP42A 0.70	IS921 0.07	2N2943 0.14	2N4128 0.20*

VALVES									
A1334 9.00	E99F 5.61	EF83 1.75*	GU50 12.15	PC887 0.85*	QV08-100 89.30	UF41 1.00*	6B26 1.78*	12A06 0.65*	4212H 147.74
A208 11.81	E180C 16.85	EF85 0.50*	GU51 12.15	PC85 0.70*	QY3-65 44.50	UF42 1.25*	465A 23.35	12A07 0.47*	5544 54.00
A234 6.75	E180F 6.84	EF86 0.60*	GXU1 10.97	PC97 1.08*	QY5-125 55.14	UF80 0.50*	4125A 12.00	6CB8A 0.55*	5545 59.00
A2293 7.50	E180G 5.92	EF91 0.70*	GXU3 23.57	PC900 1.00*	QY4-250 55.14	UF81 0.55*	4250A 36.00	6CB9G 4.90*	5551A 69.75
A2426 11.19	E188C 5.05	EF93 0.50*	GY501 18.40	PC884 0.50*	QY5-500 132.00	UL1 1.00*	400A 37.00	6C67 1.72*	5552A 64.50
A2521 10.11	E280F 18.27	EF94 0.55*	GZ32 0.75*	PC885 0.65*	QY5-3000A	UL84 0.85*	4B32 25.36	6CH6 4.42*	5553A 65.00
A2900 7.50	E283CC 8.85	EF95 0.55*	GZ33 4.00*	PC886 0.65*	QZ06-20 228.00	UM80 1.00*	4C35 40.00	6CL6 0.75*	5554A 225.30
A343 22.23	E288CC 12.75	EF98 1.25*	GZ34 1.52*	PC887 1.05*	R10 5.00	UY41 0.75*	4CX250B 17.50	6CW4 7.24*	5555A 56.28
AZ31 1.10*	EA32 14.81	EF183 0.70*	GZ37 4.00*	PC805 0.95*	R10 5.00	UY41 0.75*	4CX350A 31.35	6D21 0.40*	5556A 3.61*
AZ41 1.10*	EA76 2.50	EF184 0.70*	KT81 3.50	PC806 0.95*	R17 1.65	UY561 0.65*	4CX150A 21.00	6DK6 2.49*	5557A 1.80*
BK484 62.70	EAB80C 0.55*	EF80A5 6.50*	KT66 5.00*	PC82E 1.72*	R18 3.95	UY81 0.55*	4E0A 37.00	6E57 1.72*	5558A 2.88*
BS90 27.25	EAC91 0.50*	EF80S 7.00*	KT88 6.25*	PC82F 1.00*	R19 1.00	UY81 0.55*	5B-254M 13.98	6E8A 2.21*	5559A 9.09*
BS10 27.75	EAF42 1.25*	EH90 1.28*	KTW61 1.75*	PC82G 1.72*	R20 1.44	UY81 0.55*	5B-255M 13.98	6E8B 2.12*	5560A 4.80*
BT19 61.95	EAF80 1.75*	EH90 1.28*	KTW62 1.75*	PC82H 1.00*	R23-250 21.51	UY81 0.55*	5C22 40.00	6E6W 0.80*	5561A 6.94*
BT59 188.90	EAF81 1.75*	EH90 1.28*	KTW63 1.75*	PC82I 1.10*	RG3-250 22.50	UY81 0.55*	5E180E 614.79	6F6 0.75*	5562A 5.57*
BT69 193.25	EBC1 1.10*	EL34 1.25*	KTW63 1.75*	PC82J 1.10*	RG4-1250 27.50	UY81 0.55*	5E180E 614.79	6F6 0.75*	5563A 5.57*
BT75 79.65	EBC30 0.75*	EL34 1.25*	KTW63 1.75*	PC82K 1.10*	RG4-3000 56.65	UY81 0.55*	5E180E 614.79	6F6 0.75*	5564A 5.57*
BT95 74.35	EBC30 0.75*	EL34 1.25*	KTW63 1.75*	PC82L 1.10*	RG4-3000 56.65	UY81 0.55*	5E180E 614.79	6F6 0.75*	5565A 5.57*
CB131 0.35	EBC30 0.75*	EL34 1.25*	KTW63 1.75*	PC82M 1.10*	RG4-3000 56.65	UY81 0.55*	5E180E 614.79	6F6 0.75*	5566A 5.57*
CL33 2.00*	EBC30 0.75*	EL34 1.25*	KTW63 1.75*	PC82N 1.10*	RG4-3000 56.65	UY81 0.55*	5E180E 614.79	6F6 0.75*	5567A 5.57*
CY1 1.00*	EBC30 0.75*	EL34 1.25*	KTW63 1.75*	PC82O 1.10*	RG4-3000 56.65	UY81 0.55*	5E180E 614.79	6F6 0.75*	5568A 5.57*
C1K 10.00	EBC30 0.75*	EL34 1.25*	KTW63 1.75*	PC82P 1.10*	RG4-3000 56.65	UY81 0.55*	5E180E 614.79	6F6 0.75*	5569A 5.57*
C3A 10.00	EBC30 0.75*	EL34 1.25*	KTW63 1.75*	PC82Q 1.10*	RG4-3000 56.65	UY81 0.55*	5E180E 614.79	6F6 0.75*	5570A 5.57*
C3A 10.00	EBC30 0.75*	EL34 1.25*	KTW63 1.75*	PC82R 1.10*	RG4-3000 56.65	UY81 0.55*	5E180E 614.79	6F6 0.75*	5571A 5.57*
C3A 10.00	EBC30 0.75*	EL34 1.25*	KTW63 1.75*	PC82S 1.10*	RG4-3000 56.65	UY81 0.55*	5E180E 614.79	6F6 0.75*	5572A 5.57*
C3A 10.00	EBC30 0.75*	EL34 1.25*	KTW63 1.75*	PC82T 1.10*	RG4-3000 56.65	UY81 0.55*	5E180E 614.79	6F6 0.75*	5573A 5.57*
C3A 10.00	EBC30 0.75*	EL34 1.25*	KTW63 1.75*	PC82U 1.10*	RG4-3000 56.65	UY81 0.55*	5E180E 614.79	6F6 0.75*	5574A 5.57*
C3A 10.00	EBC30 0.75*	EL34 1.25*	KTW63 1.75*	PC82V 1.10*	RG4-3000 56.65	UY81 0.55*	5E180E 614.79	6F6 0.75*	5575A 5.57*
C3A 10.00	EBC30 0.75*	EL34 1.25*	KTW63 1.75*	PC82W 1.10*	RG4-3000 56.65	UY81 0.55*	5E180E 614.79	6F6 0.75*	5576A 5.57*
C3A 10.00	EBC30 0.75*	EL34 1.25*	KTW63 1.75*	PC82X 1.10*	RG4-3000 56.65	UY81 0.55*	5E180E 614.79	6F6 0.75*	5577A 5.57*
C3A 10.00	EBC30 0.75*	EL34 1.25*	KTW63 1.75*	PC82Y 1.10*	RG4-3000 56.65	UY81 0.55*	5E180E 614.79	6F6 0.75*	5578A 5.57*
C3A 10.00	EBC30 0.75*	EL34 1.25*	KTW63 1.75*	PC82Z 1.10*	RG4-3000 56.65	UY81 0.55*	5E180E 614.79	6F6 0.75*	5579A 5.57*
C3A 10.00	EBC30 0.75*	EL34 1.25*	KTW63 1.75*	PC82A 1.10*	RG4-				

**PRECISION POLYCARBONATE CAPACITORS**

All high stability-extremely low leakage

440V ac range (+-10%)	L (mm)	D	£1 each	63V DC RANGE (€)	µF	(Tol. +-1%)	+2%	+5%
0.1	27	12.7	1.34	0.01-0.2	1.80	1.22	0.88	
0.22	33	16	1.66	0.22-0.47	1.82	1.24	0.90	
0.25	33	16	1.78	1.0	2.26	1.52	1.08	
0.47	33	19	2.08	2.2	2.80	1.94	1.42	
0.5	33	19	2.24	4.7	4.00	2.72	2.24	
0.68	50.8	19	2.48	6.8	4.88	3.36	2.66	
1.0	50.8	19	2.64	10.0	6.94	4.68	3.56	
2.0	50.8	25.4	3.74	22.0	13.32	9.98	6.80	

**TRANSISTORS, DIODES, I.C.s.** Bridge, Rectifiers, Capacitors, Plugs & Sockets, Vero, etc.  
**RESISTORS:** High stability, low noise, carbon film +-5% tol. 1/2W @40°C 1/2W @70°C E12 series only - from 2.2 ohm to 4.7M. All 2p\* each 15p\*/10 of any one value 95p\*/100 of any one value. E4.35\*/500 (may be mixed in 100's) E8\*/1000 (may be mixed in 100's)  
**SPECIAL DEVELOPMENT PACK:** 10 off each value 2.2 ohm to 2.2M (730 resistors) - £6.50 each. (1W c/f 5p\* ea; 2w c/f 5p\* ea).  
**PRESETS:** 0.1W submin. skeleton presets - vertical or horizontal. 100 ohm to 1M 7p\* each: £3\*/50, £5\*/100, £22.50\*/500, £40\*/1000. Values may be mixed.  
**ZENER DIODES:** 400mW ± 5% 3V-33V - 10p; 1W 3V3-200V - 18p.  
**TANT. BEAD CAPS:** µF/V 0.1, 0.22, 0.33, 0.47, 1/35 - 10p\*; 2.2/25 - 11p\*; 2.2/35 - 12p\*; 4.7/35 - 15p\*; 6.8/35, 10/25 - 17p\*; 10/35, 15/20, 22/15, 33/10, 47/6.3 - 21p\*; 68/3 - 17p\*; 100/3 - 21p\*.

Please add 25p P&P and 8% VAT to all items except those marked \* which are 12 1/2%

**MARCO TRADING (Dept. W12) The Old School, Edstaston, WEM, Shropshire**  
 Tel: WHIXALL 464 (STD 094872) (Props Mincost Trading Ltd.)

WW-050 FOR FURTHER DETAILS


**NEW! AMERICAN STYLE CRADLE TELEPHONE AMPLIFIER**



£16.95 + VAT £1.36

Latest transistorised Telephone Amplifier is completely automatic with detachable plug-in speaker. Placing the receiver on to the cradle activates a switch for immediate two-way conversation without holding the hand-set. Many people can listen at a time. Increase efficiency in office, shop, workshop. Perfect for "conference" calls: leaves the user's hands free to make notes, consult files. No long waiting. On/Off switch, volume control. Model with tape-recording facility £19.95 + VAT £1.60. P. & P. 89p, C.W.O. 10-day price refund guarantee.

**NEW IMPROVED MAINS INTERCOM**



£34.99 per pair + VAT £4.37

Made to High Safety and Telecommunications Standards. The modern way of instant 2-way communications. Supplied with 3-core wire. Just plug into power socket. Ready for use. Crystal clear communications from office to office. Operates over 1/2-mile range on the same mains phase. On/off switch. Volume control. Useful as office intercom, surgery and homes, between office and warehouse. Full price refund if returned in 10 days. **Six months' service guarantee.** P. & P. 99p.

**WEST LONDON DIRECT SUPPLIES (W/W)**  
 169 Kensington High Street, London W.8

**RESEARCH MACHINES**  
 COMPUTER SYSTEMS USING THE Z80A



**RESEARCH MACHINES 380Z INTEGRAL VDU.** The RESEARCH MACHINES 380Z has a UHF Output which plugs into the aerial socket of a completely unmodified domestic television. The TV screen will then display 24 rows of 40 characters (960 characters). The unit can display the 128 character ISO 7 set including upper and lower case ASCII. Each character position on the VDU is written into and can be read by the CPU as a memory location. This means that the VDU is software controlled and can be programmed to operate in any mode including page mode, scrolled, immediate mode editing, or fully addressable cursor. The whole VDU can be filled with new data in less than 10m Secs. Screen refreshing does not use any of the Z80A's time. VDU GRAPHICS: the RESEARCH MACHINES 380Z displays graphics on the TV screen on a matrix of 80 (horizontal) x 72 (vertical). Graphics and alphanumeric characters can be intermixed. Because of the high speed software control, the VDU can display dynamic graphics for games and simulations. INPUT: Very high quality, robust keyboard. CASSETTE INTERFACE: CUTS, Kansas City standard, 300 bits per second. CPU SPECIFICATION: Z80A Microprocessor. Fully buffered bus, 4MHz clock. RANDOM ACCESS MEMORY: 4K bytes dynamic RAM minimum. Using 16K RAMs, the system can accommodate up to 32k bytes without adding any memory PCBs. Using a page select mode, the computer memory can be expanded indefinitely. FIRMWARE: Monitor Commands List memory. Modify memory load from cassette. Dump on cassette. Single step trace. Go to User Programme. Breakpoint etc. SOFTWARE: Extended Monitor. Various Basics. Text Editor with both a sequential and interactive mode. Machine Language Graphics Subroutines. Games Packages. Resident Assembler. HARDWARE CONFIGURATION: The computer is housed in an instrument case with power supply and there is a lot of room for expansion. Keyboard is in a separate case.

Our systems are designed and manufactured in Oxford by RESEARCH MACHINES LIMITED.

**RESEARCH MACHINES 380Z SYSTEM 16+K**  
 Ready-built system with 16K RAM ..... £965.00

Details of other combination prices are available. Prices are exclusive of VAT and P&P. These systems are available from: **RESEARCH MACHINES, P.O. BOX 75C, OXFORD.** Tel Oxford (0865) 49791.

FOR RESEARCH MACHINES 380Z COMPUTER SYSTEMS PLEASE SEND FOR INFORMATION AND PRICES

**S I N T E L**

CMOS		Mainly RCA	
CD4015	0.83	CD4032	0.89
CD4016	0.48	CD4033	1.25
CD4017	0.79	CD4034	1.71
CD4018	0.83	CD4035	1.06
CD4019	0.50	CD4036	2.86
CD4000	0.15	CD4020	1.11
CD4001	0.17	CD4021	0.90
CD4002	0.17	CD4022	0.82
CD4005	1.04	CD4023	0.18
CD4007	0.18	CD4024	0.70
CD4008	0.87	CD4025	0.20
CD4009	0.50	CD4026	1.55
CD4010	0.50	CD4027	0.44
CD4011	0.18	CD4028	0.77
CD4012	0.20	CD4029	1.03
CD4013	0.43	CD4030	0.50
CD4014	0.83	CD4031	2.00
CD4049	0.50	CD4072	0.20
CD4050	0.43	CD4073	0.20
CD4051	0.82	CD4075	0.20
CD4052	0.82	CD4076	1.17
CD4053	0.82	CD4077	0.39
CD4054	1.04	CD4078	0.20
CD4055	1.18	CD4081	0.20
CD4056	1.18	CD4082	0.20
CD4059	4.29	CD4085	0.64
CD4060	1.00	CD4086	0.64
CD4063	0.98	CD4089	1.39
CD4066	0.55	CD4093	0.80
CD4067	3.35	CD4094	1.69
CD4068	1.26	CD4095	0.94
CD4069	0.20	CD4096	0.94
CD4070	0.46	CD4097	3.35
CD4071	0.50	CD4098	0.98

**COMPONENTS**

SOLDERCON	CLOCK CHIPS	DISPLAYS	CRYSTALS	MEK680002	190.00
100	0.50 AY51202	3.10 TYPE FMS900 C.C.	2.95 MC6800		13.88
1000	4.00 AY51224	3.45 TYPE TIL 321 C.A.	1.85 NS820		6.94
3000	10.50 MK50253	5.40 SLT01	1.85 280-CPU		16.80
			1.85 280A-CPU		22.40
			1.85 280-CTC		10.15
			1.85 280-PIG		10.15

Free data is available on some of these items. SEND FOR FREE CATALOGUE

**SOME 74LS TTL NOW AVAILABLE PLEASE SEND FOR LIST**

Our offices are at Chapel Street, Oxford, but please do not use this as a postal address. **FAST SERVICE:** We guarantee that Telephone Orders for goods in stock, received by 4.15 p.m. (Mon.-Fri.) will be dispatched on the same day by 1st Class Post (some heavy items by parcel post) and our stocking is good. Private customers should telephone and pay by giving their Access or Barclaycard number with a minimum value of £5. Official orders no minimum. **Official orders, Companies, Govt., News, Inds., and Univs.** **ORDERS:** C.W.O. add VAT at 8% + 35p p&p. TELEPHONE and CREDIT invoiced ORDERS add VAT at 8% + 60p p&p minimum charge (the balance will be charged at cost). Please send FAST SERVICE EXPORT ORDERS welcome, no VAT but add 10% (Europe), 15% (Overseas) for Air Mail p&p. For export postage rates on heavy items—contact us first.

SEND YOUR ORDER TO **SINTEL PO BOX 75C OXFORD** Tel: 0865 49791

**"THE PROFESSIONALS"**  
**NEW MODEL 500 MHz & 1 GHz COUNTERS**



The New Model CTR-2A Series Counters are designed and built to the highest standards to fulfill the needs of commercial communications, engineering labs and serious experimentors. With an accuracy of +.00005%, the CTR-2A can handle the most critical measurements and is about half the cost of other commercial counters. If you need a reliable counter at an affordable price, the CTR-2A is the answer.

- Built-in Pre-Amp 10 mv @ 150 MHz
- 3 Digit .4 LED Display
- High Stability TCXO Time Base
- Built-in VHF-UHF Prescaler
- Automatic Dp Placement
- TCXO Std. ± 2 ppm
- Period Measurement (Optional)
- Input Diode Protected
- 12V-DC Operation (Optional)
- Oven Controlled Crystal ±.5 ppm
- Selectable Gate Times—1 & 1 sec.

**NEW! 600 MHz Mini Counter**  
 £145 + 8% VAT



General Purpose Low Cost Counter Without the Sacrifice of Basic Performance  
 "Check the features we have that some other low-cost counters don't have"

- All Metal Cabinet
- 8 Digit .4 LED Display
- Input Cable Included
- 12V Input Jack
- Sensitivity 10 MV at 60 MHz
- 240V or 12V Operation
- Push Button Controls
- Gate Light
- Completely Auto Decimal Point
- Selectable Gate Times (1 sec & .1 sec)
- Built-in Preamp
- Crystal Time Base 1 ppm

Prices CTR-2A-500 £280 + VAT 8% CTR-2A-1000 £420 + VAT 8%  
 We are exclusive UK Distributors for **DAVIS ELECTRONICS, NY, U.S.A.** and European Distributors for **LUNAR ELECTRONICS, San Diego California, U.S.A.** (Linear Amplifiers & Receive Preamplifiers)

**SOTA COMMUNICATION SYSTEMS LTD.**  
 26 CHILDWALL LANE, BOWRING PARK, LIVERPOOL L14 6TX. Tel: 051-480 5770

WW-022 FOR FURTHER DETAILS

TRADE & EXPORT ENQUIRIES WELCOME

# SOUTHEAST ENGLAND'S ELECTRONICS CENTRE

## PHILIPS GM 6001 20 HZ - 1000 MHZ

Due to a large purchase from a major electronics company's test department we are able to offer this superb compact VVM at a particularly low price.

Original specifications:  
1v - 300v AC  
300mv - 1000v DC  
1.5 - 1000MΩ resistance  
Input Z  
.3V range 10MΩ  
1v range 30MΩ  
All others 100MΩ

Features include:  
Large readable meter, centre zero option, diode probe, lightweight. Supplied complete, and believed good condition but untested.

## VVM



P+P £1-75

**£34.50**

Today's price for comparable equipment over £200

Whether you are an enthusiast looking for a transistor or a project leader looking for a specialist item, we will most likely be able to help you. Display Electronics "stock the parts that others cannot get".

In stock now test equipment, microprocessors, teletypes, transformers, power supplies, scopes, sig. gen's, motors, peripheral equipment, I.C.'s, tools, components, variacs, keyboards, transistors, microswitches, V.D.U.'s sub-assemblies + thousands of other stock lines. Just a mere fraction of our vast range, is displayed below: 100's of bargains for callers.

## OPTO SMASH!

TIL 302/MAN 7 7 segment LED readout common anode direct drive (via resistors) from 7447 £1-10 each  
TIL 119/OC72 Darlington opto isolator 3 for £1-00.

SAVE THAT SPACE! THICK FILM RESISTOR NETWORK 7x100Ω resistor in DIL pack. Ideal for use with 7 seg. displays etc. 4 for £1-00.

PHOTO TRANSISTOR Fairchild FPT-100 NPH silicon 30v, 25ma. 4 for £1-00.

## 4Kx12RAM static

Complete 4Kx12 bit memory system on one PCB. This ex computer memory card contains all relevant decoding, read write and control logic for coupling to your M.P.U. or mini computer system, TTL in and out make interfacing a "cinch". We understand that by reading the outputs correctly, the memory can be organised as a 6Kx8! Features include fast 250ns max. access time. Standard +12v, -12v+5v power

## Memory card

rails compact construction, non-volatile memory, data remains even when power switched off! Original cost over £800-00 each, supplied complete with full data and circuit manual, at an unbelievable price of **£38** P.P. £1-75 Note: memories are removed from working equipment but supplied untested, unguaranteed.

HOW TO GET HERE  
Victoria or London Bridge to East or West Croydon. 1 minute from West Croydon Bus and Rail Stations. 25 minutes Gatwick Airport.

LOWEST PRICES EVER

7400	8p	7430	8p	74190	75p
74500	20p	74S30	14p	74S258	£1-00
7402	8p	7437	22p	7495	58p
74503	24p	7438	20p	7496	50p
7404	8p	7440	11p	74107	26p
7408	10p	7441	40p	74109	43p
7410	8p	7442	40p	74150	58p
74LS10	16p	7447	45p	74154	95p
7414	46p	7451	11p	74161	75p
7416	25p	7454	11p	74172	£3-90
74S20	20p	7474	18p	74193	90p
7428	25p	7475	34p	74198	£1-45

## DISPLAY I.C. AND TRANSISTOR BARGAINS NEVER CHEAPER

All I.C.'s and Transistors by well known manufacturers and fully guaranteed. No fall outs. Comprehensive data on I.C.'s 12p per type.

## NE555 10 for £2-40

HIGH VOLTAGE POWER SWITCHING transistors BVcbo 600v BVceo 500v BVBevo 5v Ic 5amps Pc 125 watts HFE 60 typ ft 2.5 mhz ideal invertors, etc.

TO3 £1-50 each 4 for £5-00.

BF258 NPN 250v @ 200 ma 40p each 3 for £1-00.

A.E.I. power TRIACS 10 amp 400v ready mounted on 2 1/2" x 2 1/2" heatsink 95p each 4 for £3-50.

I.R. BS801 2.5 amp 100v bridge rec. P.C. mount long leads. 30p each 4 for £1-00.

IN4998 4 amp 100v P.C. mount diodes Long leads 12p each 10 for £1-00.

I.R. 25G60 60 amp 600v silicon stud diodes £1-80 each 8 for £10-00.

E.C.C. 1.6 amp 400v triacs 35p each 4 for £1-00.

2N1671B unijunction 450mw 30v 45p each 3 for £1-00.

IN4004-SD4 1 amp 400v diodes 6p each 20 for £1-00.

I.R. 10 AMP BRIDGE RECS. 200 volt working. £1-00 each.

2N3001 30 volt 350 ma S.C.R. TO18 20p each 6 for £1-00.

LM380N-SL6051 14 D.I.L. 2 watt A.F. amp. 75p each 8 for £5-00.

CA3028B DC-120 MHZ differential/cascode amp £1-00 each 3 for £2-50.

TMS3114 DUAL MOS 128 bit static shift reg. DC-2.5mhz £1-75 each 4 for £5-00.

TMS 4050 4096 x 1 dynamic ram £4-75 each 8 for £30-00.

TIL119-OC-147 opto coupler 6 pin D.I.L. each 3 for £1-00.

GE424 zero voltage switch, triac SCR relay driver TO5 can £1-00 each 7 for £5-00.

CA3011 20MHZ wideband amp TO99 case 60p each 2 for £1-00.

FSA 2719 8 diodes IN4148-IN914 type in 16 D.I.L. pack all independently connected 35p each 4 for £1-00.

FPQ3725 4 NPN 50v 500ma silicon transistors in 14 D.I.L. pack 65p each 2 for £1-00.

TEXAS LOW PROFILE I.C. SOCKETS 14 DIL 14p each 9 for £1-00

22 DIL 25p each 5 for £1-00

24 DIL 30p each 4 for £1-00

2N5109 R.F. power output 400ma 2.5 watts up to 1200 mhz TO5 70p each 2 for £1-00.

AF279 low noise P.N.P. germanium up to 780 mhz 30p each 4 for £1-00.

2N4304-WN720 F.E.T. transistor. 35p each 4 for £1-00.

## M.P.U. CORNER

### TANDY TRS 80 MPU save £80

Update your new or existing TRS-80 to 16K of RAM. Install your own chips and SAVE £80-00. Kit includes full instructions and Bx16K Kit and instructions **£149-00**

## POWER SUPPLY UNITS

### 5 VOLT 2.5 AMP T.T.L. P.S.U.

Made by T.T.L. this compact ex computer systems unit features a 10 amp transformer with D.C. outputs of 5 volts @ 2.5 amps and 7.5 volts @ 5 amps. The 5 volt output is fully regulated and smoothed and has electronic current limiting. May be easily moded for 5 volts @ 7.8 amps, believed working but untested. Complete with circuit **£7-25** p.p. £1-50

## KEYBOARD



A special bulk purchase enables us to offer the above Keyboard at a lowest ever price. 49 coded keys encoded into a direct TTL compatible 7 bit output. Features such as delayed strobe, 5 volt D.C. single rail operation and rollover protection make this an absolute must for the MPU constructor! Supplied complete with connection diagram and edge connector, at a secondhand "no time to test" price of only **£18-50** P.P. £1-50

## ILLUMINATED SWITCHBANKS

### 10 WAY MOMENTORY

Features 10 individual feather light pushswitches, each with 1 n/o and 1 n/c gold wiping contact. Each switch has integral replaceable bulb and removable lens cap which may be split for engraving etc. Switch dimensions 19 x 19 x 90mm. Easily split for single use. Undoubtedly the most attractive switch you will ever see. Original cost over £15 00 per bank! Ideal M.P.U. keyboards etc. **£3-00** PP45p

### 8 WAY INDEPENDENT PUSH ON - PUSH OFF

Features 8 way switch assembly, each switch with 2 c/o gold wiping contacts and replaceable bulb, complete with orange 12.5x12.6mm button and lens cap. P.C. mount 0.1" spacing Same as R.S. type costing over **£2-75** p.p. 35p

### Top Grade MULLARD-PLESSY CAPS

Ultra low ripple 10 amp. smoothing  
1500 mf 100v Screw Term. 50p\*  
3300 mf 63v Screw Term. 60p\*  
5000 mf 30v Solder Tag 60p\*  
\*ex equipment but tested

## HIGH EFFICIENCY SMITHS RADIAL BLOWERS

Are your hot parts sweltering? Then keep them cool with our high efficiency radial snail type blowers. Made by Smiths, designed for continuous use in expensive electronic equipment very powerful and quiet, gives massive air flow to prolong component life and reliability. Easily mounted, air aperture 2 1/2" x 3" supplied complete with fixing bolts. Ideal linear etc. **£4-25** P.P. £1-10

## EQUIPMENT CASES

Yet another fantastic buy. Give that final touch of PROFESSIONALISM AND SAFETY to your electronic system with our brand new desk standing equipment cases. Made to the highest spec. for the G.P.O. it features modular attractive construction with two tiers of runners and edge connectors. Capable of housing up to 40 13 1/2" x 5 1/2" P.C.B.'s, fully enclosed with aluminium sides and hinged removable front cover which can be secured by 2 screws to prevent prying fingers. Built in air ventilation system. Finished in two tone G.P.O. telephone grey, supplied complete with 9 edge connectors and 30 runners plus new 25 way "cinch" plug to match socket already installed on rear panel. Ideal M.P.U. system etc. overall dimensions of 12 1/2" H x 16 1/2" D x 17 1/2" W. New and boxed. **£10-75** P.P. £2-25

## THIS MONTH'S SNIP MOS ROM CHARACTER GENERATORS

Purchased from a major V.D.U. manufacturer, this end of line Motorola 3 chip R.O.M. set is pre-programmed to give a full 96 upper and lower case character font on a 10x7 matrix for the upper case and a 14x5 matrix for the lower descenders "g j p q y" thus resulting in a superb and extremely legible display. Full ASCII input, TTL compatible in and out. Supplied with 9 page data and instruction pack. brand new at only **£7-25** P+P 30p.

## ELECTRONIC COMPONENTS & EQUIPMENT 66% DISCOUNT

Due to our massive bulk purchasing programme which enables us to bring you the best possible bargains, we have thousands of I.C.'s Transistors, Relays, Cap's, P.C.B.'s, Sub-assemblies, Switches, etc. etc. surplus to our requirements. Because we don't have sufficient stocks of any one item to include in our ads., we are packing all these items into the "BARGAIN PARCEL OF A LIFETIME" Thousands of components at giveaway prices! Guaranteed to be worth at least 3 times what you pay plus we always include something from our ads. for unbeatable value!! Sold by weight  
7lb £ 4-75 14lb £ 7-50  
28lb £12-75 56lb £21-00  
112lb £34-00 P.P. £1-00

## REGULATOR SCOOP

LM309K MC7812CK  
+5 volt 1.2 amp OF +12 volt 1.2 amp  
TO3 package TO3 package  
**£1-00** each  
6 for **£5-00**  
Black anodised finned Heatsink ready drilled for 1 TO3 65p each ideal for use with above.

MANY HUNDREDS OF TRANSFORMERS IN STOCK - SEND SAE FOR LIST

## DIODES · DIODES · CRYSTALS

1N4148-1N914-types etc. mixed and untested: 1000+ bag £1-50 P.P. 40p. Buy some for a friend!  
Where cost of post and packing not indicated please add 25p per order. Collection saves cost of postage but if collecting please telephone to check availability.  
We are always interested in buying P.C.B.'s surplus components, test equipment, valves, etc. Phone for details

Frequency	Case	
100 KHZ	B7G	£2-25
250 KHZ	B7G	£2-25
500 MHZ	HC6/U	£2-00
5.00 MHZ	HC6/U	£2-00
8.00 MHZ	HC6/U	£2-00
Standard U.A.R.T. Xtal		£2-75
for 2400, 1200 baud etc.		

**ELECTRONICS**

103 Tamworth Road Croydon CR9 1SG 01 688 1833

All prices inclusive of V.A.T. Cash with order. Minimum order value £1.00. Postage quoted for UK only. Export and trade enquiries welcome. Orders despatched same day where possible. Callers welcome, but by appointment please.


The Only Firm for Quality Audio Kits

# HART ELECTRONICS

Are proud to offer the only  
DESIGNER APPROVED kit for the

## J. L. Linsley-Hood High Quality Cassette Recorder

Now offered with Super Quality Sendust Alloy Head at no extra cost, and incorporating noise reduction modifications given in the postscript article.



As these circuits are capable of such an excellent performance we feel that it is not sensible to sacrifice this potential by designing a kit down to a price. We have therefore spent a little more on professional hardware allowing us to design a very advanced modular system. This enables a more satisfactory electrical layout to be achieved, particularly around the very critical input areas of the replay preamps. These are totally stable with this layout and require no extra stabilising components. Many other advantages also come from this system which has separate record and replay amps for each channel plugging in to a master board with gold-plated sockets. The most obvious is the reduction of crosstalk and interaction which could cause trouble on a single plane board, with our modular system the layout is compact but there is no component crowding. Testing is very easy with separate identical modules and building with the aid of our component-by-component instructions is childishly simple, but the finished result is a unit designed not to normal domestic standards but to the best professional practice.

All printed circuits are of glassfibre material, fully drilled with a tinned finish for easy and reliable soldering. Component locations are printed on the reverse side of the board and are arranged so that all identification numbers are still visible after assembly.

71x Complete set of parts for Master Board, includes bias oscillator, relay, controls, etc. £9.83 + £1.23 VAT.

72x Parts for Motor Speed and Solenoid Control for Lenco CRV deck. This is the proper board layout as given in the articles. £3.52 + 44p VAT.

73x Complete set of parts for stereo Replay Amps, and VU Meter drive £8.12 + £1.02 VAT.

74x Complete set for stereo Record Amps. £6.74 + 84p VAT.

75x Complete set of parts for Stabilised Power Supply to circuit given in Article. This uses a special low hum field transformer with better characteristics than the commonly used toroid. £8.79 + £1.10 VAT.

700M2 Individual High Quality VU Meters with excellent ballistics. £8.48 + £1.06 VAT. Per Pair.

700C/2 High Quality Custom built steel Case. Complete with Brushed aluminium front plate, mains switch, record microswitch, turned record level knob, plastic cabinet feet, all bolts, nuts and mounting hardware. All necessary holes are punched and all surfaces are electroplated. Complete step-by-step assembly instructions are included. The cover is finished in an attractive black crackle surface. £16.50 + £2.06 VAT.

### LENCO CRV CASSETTE MECHANISM — Now fitted with Super Quality Sendust Alloy Head.

High Quality, robust cassette transport for Linsley-Hood recorder. Features fast forward, fast rewind, record, pause and full auto stop and cassette ejection facilities. Fitted with Record / play and erase heads and supplied complete with Data and extra cassette ejection spring for above horizontal use. Price £21.60 + £2.70 VAT.

Total cost of all parts £83.58.

Special offer for Complete Kits £81.50 + £10.19 VAT.

Complete with data and set up notes to achieve best results with the Super Head.

Optional extra solid teak end cheeks, £3.10 pair + 38p VAT.

Reprint of 3 Linsley-Hood Cassette, Recorder articles, 45p post and VAT free.

### OTHER CASSETTE SPECIALITIES

LENCO MECHANISMS. For industrial or domestic use. We have in stock SPFF, FFR and CRV with DC and AC motors. Mini TB500, 502, 504 and Mini TB 'U' for endless loop cassettes. Send for details. Super Quality Sendust Alloy H/P Stereo Head for replacement use. £6.50 + 81p VAT.

Set of components and data for optimising L-H Cassette circuits for use with this head, 50p + 6p VAT.

Standard Quality Stereo R/P Head, £4.50 + 56p VAT.

Economy Cassette Stereo R/P Head, £2.80 + 35p VAT.

4-track Cassette R/P Head, £7.40 + 93p VAT.

TEST CASSETTE to enable the user without instruments to easily set up the Head. Azimuth, tape speed and VU level. £1.50 inc. VAT.

Blank Cassettes, reliable mechanics and Super Ferric Low Noise tape. C90, 80p inc. VAT; C10, 35p inc. VAT.



# The only thing to match our Sales Service is our After-Sales Service

When you get your test equipment serviced or maintained by the London Instrument Repair Centre, you get the same top quality work that made the instrument in the first place—and backed by a full year's warranty too.

Contact the address below for your nearest centre.



The service organisation of:



Archcliffe Road, Dover, Kent. Telephone: 0304-202620

Thorn Measurement & Components Division

WW-088 FOR FURTHER DETAILS

**PRECISION DIAL GAUGES** John Bull No. 6 series 1. 01mm. £6 P.P. 50p  
**COAXIAL CRYSTAL DETECTORS.** (Marconi-Saunders). 200 MHz-12 GHz. £7.50 (Diode S9B £1.50).

### FIBREGLASS COPPER-CLAD BOARD

9x4½x1/16in. 40p P&P 10p  
9x6x1/16in. 50p P&P 15p  
9x4½x1/16in. (double sided) 50p P&P 10p  
9x6x1/16in. (double sided) 65p P&P 10p  
15x15x1/16in. (double sided) £2.50 P&P 50p

**OFF-CUT PACKS.** 150 sq. ins. £1 P.P. 25p.

**P.A.R. BI-STABLE RELAYS.** 24v d.c. 4 c/o £1 P.P. 15p.

**PLUG-IN RELAYS** 240v a.c. 10 amp contacts

3 pole c/o (11 pin) £1 P.P. 15p  
2 pole c/o (8 pin) 85p P.P. 15p

**U.H.F. COAXIAL CABLE** (white) Double screened.

Lab. quality 100m. drum £10 p.p. £10.

### MULTICORE CABLES

**4 CORE RIBBON (RAINBOW) CABLE** 4 — 10/2m.m.  
Forming ¼in. wide strip. 10m—75p; 50m—£3; 100m—£6. P&P 1p per metre.

**10 CORE CABLE** 10 x 7/76 (10 colours) P.V.C.

O.D. 7m.m. 10m—£2.50m—£8.50 100m—£16. P&P 2p per metre

**12 CORE SCREENED CABLE** 12 x 14/76 with outer screen—P.V.C. covered. O.D. 9m.m.

10m—£4.50m—£18.50 100m—£35. P&P 2p per metre

**16 PAIR RIBBON CABLE** 16x2 core P.V.C.

Double sheathed forming 2in wide strip  
10m—£3; 50m—£13.50; 100m—£25. P&P 2p per metre.

**200 way TELEPHONE CABLE** o.d. 12m.m. £1 per metre. P.P. 40p.

**E.H.T. MODULES** (resin encapsulated, in metal box)

1/p 240x. 50hz. o/p 13.7 kv. @ 7 watts (150x95x72m.m.) £10 P.P. £1.

**STABILISED POWER SUPPLIES** input 120/240v. 50hz.

5-14 volts @ 6amp (pre-set) with manual £20 P.P. £2.

12-17 volts @ 6amp. variable £20 P.P. £2.

### P.C. EDGE CONNECTORS

32 way (.1 pitch) finished end 49p P&P 10p

56 way (.1 pitch) cuttable 65p P&P 15p

64 way (.1 pitch) cuttable 75p P&P 15p

64 way gold plated pins 90p P&P 15p

Mounting pillars for 56/64 way 15p per pair.

**'DRYFIT' RE-CHARGEABLE BATTERIES** (Lead/Acid)

Ex. Equip. Good condition, tested

6v @ 9 A.H. £1.25 P&P 35p

6v @ 2.6 A.H. £2.50 P&P 50p

6v @ 6 A.H. £3.50 P&P 75p

6v @ 7.5 A.H. £5.00 P&P 75p

## J. B. PATTRICK

191/193 London Road  
Romford, Essex RM7 9DJ  
Romford 44473

## Penylan Mill, Oswestry, Salop

Personal callers are always welcome  
but please note we are closed all day Saturday

# NEW PRODUCTS BULLETIN

## ITA



### ORBAN from USA

Dual channel multispring reverb unit. Each channel features four springs — far smoother than single spring systems. "Twang" and "boing" are virtually eliminated by incorporating a floating threshold limiter. Bass, mid-range EQ and bandwidth controls. The best compact reverb unit available.

### ITAM 882

New Stereo Mixer, built to a specification not a price! Ultra low noise, -128dB. 8 inputs+8 direct outputs, 2 outputs with VU meters, 2 limiters, XLR mic inputs (balanced), 3 band EQ + mid sweep. £395 + VAT




### ITAM Graphic Equalizer

A fully professional graphic equalizer at a reasonable price. Stereo, with 10 bands per channel, 19 inch rack mounting. £280 + VAT.


### AMPEX ATR-700

Now every studio can afford legendary Ampex performance and reliability. Fully professional specification including balanced inputs/outputs, Cannon connectors, variable tape speed, sel sync. The price will fit this year's budget, not next year's! Sole distribution by ITA.



### OTARI DP4050 OCF IN CASSETTE DUPLICATOR

Now with 3¼ + 7½ master capability and Ferrite heads. Duplicates 6 cassettes each run at 8 times speed. Over 80 stereo C60 per hour. Unquestionably the finest in cassette copier available from the world's largest duplicator manufacturer.



### QUAD

The new 405 power amplifier is now in stock. 100 watts per channel — simply the best, for £££'s less! Immediate Delivery!



1-7 Harewood Avenue, Marylebone Road, London NW1.  
Tel: 01-724 2497 Telex: 21879

FRANCE: Son Professionnel, 2 Rue des Tennerolles,  
92210 Saint Cloud (Paris). Tel. 602 6815.



# NRDC-AMBISONIC UHJ



## SURROUND SOUND DECODER

The **first ever** kit specially produced by Integrex for this British NRDC backed surround sound system which is the result of 7 years' research by the Ambisonic team. W.W. July, Aug., '77.

The unit is designed to decode not only UHJ but virtually all other 'quadrophonic' systems (Not CD4), including the new BBC HJ 10 input selections

The decoder is linear throughout and does not rely on listener fatiguing logic enhancement techniques. Both 2 or 3 input signals and 4 or 6 output signals are provided in this most versatile unit. Complete with mains power supply, wooden cabinet, panel, knobs, etc.

Complete kit, including licence fee **£49.50 + VAT**  
or ready built and tested **£67.50 + VAT**

## NEW S5050A STEREO AMP

50 watts rms-channel. 0.015% THD. S/N 90 dB, Mags/n 80 dB.

Tone cancel switch. 2 tape monitor switches.

Complete kit only **£63.90 + VAT.**

## Wireless World Dolby<sup>TM</sup> noise reducer

Trademark of Dolby Laboratories Inc.



Featuring:

- switching for both encoding (low-level h.f. compression) and decoding
- a switchable f.m. stereo multiplex and bias filter.
- provision for decoding Dolby f.m. radio transmissions (as in USA).
- no equipment needed for alignment.
- suitability for both open-reel and cassette tape machines.
- check tape switch for encoded monitoring in three-head machines.

### Typical performance

Noise reduction better than 9dB weighted.  
Clipping level 16.5dB above Dolby level (measured at 1% third harmonic content)

Harmonic distortion 0.1% at Dolby level typically 0.05% over most of band, rising to a maximum of 0.12%

Signal-to-noise ratio: 75dB (20Hz to 20kHz, signal at Dolby level) at Monitor output

Dynamic Range >90db

30mV sensitivity.

Complete Kit **PRICE: £43.90 + VAT**

Also available ready built and tested ..... **Price £59.40 + VAT**

Calibration tapes are available for open-reel use and for cassette (specify which) ..... **Price £2.40 VAT\***

Single channel plug-in Dolby<sup>TM</sup> PROCESSOR BOARDS (92 x 87mm) with gold plated contacts are available with all components ..... **Price £9.00 + VAT\***

Single channel board with selected fet ..... **Price £2.75 + VAT\***

Gold Plated edge connector ..... **Price £1.75+VAT\***

Selected FETs **65p** each + VAT, **110p** + VAT for two, **£2.10** + VAT for four.

Please add VAT @ 12½% unless marked thus\*, when 8% applies (or current rates)

We guarantee full after-sales technical and servicing facilities on all our kits, have you checked that these services are available from other suppliers?



# INTEGREX LTD.

Please send SAE for complete lists and specifications  
**Portwood Industrial Estate, Church Gresley,  
Burton-on-Trent, Staffs DE11 9PT  
Burton-on-Trent (0283) 215432 Telex 377106**




# INTEGREX

## S-2020TA STEREO TUNER/AMPLIFIER KIT

**SOLID MAHOGANY CABINET**


*A high-quality push-button FM Varicap Stereo Tuner combined with a 24W r.m.s. per channel Stereo Amplifier.*



**Brief Spec.** Amplifier Low field Toroidal transformer, Mag. input, Tape In/Out facility (for noise reduction unit, etc.), THD less than 0.1% at 20W into 8 ohms. Power on/off FET transient protection. All sockets, fuses, etc., are PC mounted for ease of assembly. Tuner section uses 3302 FET module requiring no RF alignment, ceramic IF, INTERSTATION MUTE, and phase-locked IC stereo decoder. LED tuning and stereo indicators. Tuning range 88—104MHz. 30dB mono S/N @ 1.2µV. THD 0.3%. Pre-decoder 'birdy' filter. **PRICE: £59.95 + VAT**  
Nelson-Jones Mk. 2 Stereo FM Tuner Kit. Price: **£69.95 + VAT.**


## NELSON-JONES MK. I STEREO FM TUNER KIT

*A very high performance tuner with dual gate MOSFET RF and Mixer front end, triple gang varicap tuning, and dual ceramic filter/dual IC IF amp.*




**Brief Spec.** Tuning range 88—104MHz. 20dB mono quieting @ 0.75µV. Image rejection — 70dB. IF rejection — 85dB. THD typically 0.4%. IC stabilized PSU and LED tuning indicators. Push-button tuning and AFC unit. Choice of either mono or stereo with a choice of stereo decoders.

*Compare this spec. with tuners costing twice the price.*



Sens. 30dB S/N mono @ 1.2µV  
THD typically 0.3%  
Tuning range 88—104MHz  
LED sig. strength and stereo indicator



**Typ Spec.** 24 + 24W r.m.s. into 8-ohm load at less than 0.1% THD. Mag. PU input S/N 60dB. Radio input S/N 72dB. Headphone output. Tape In/Out facility (for noise reduction unit, etc.). Toroidal mains transformer.

**PRICE: £35.95 + VAT**

**Mono £36.40 + VAT**  
**With ICPL Decoder £40.67 + VAT**  
**With Portus-Haywood Decoder**  
**£44.20 + VAT**

## STEREO MODULE TUNER KIT

*A low-cost Stereo Tuner based on the 3302 FET RF module requiring no alignment. The IF comprises a ceramic filter and high-performance IC Variable INTERSTATION MUTE. PLL stereo decoder IC. Pre-decoder 'birdy' filter Push-button tuning*

**PRICE: Stereo £33.95 + VAT**

## S-2020A AMPLIFIER KIT

*Developed in our laboratories from the highly successful "TEXAN" design. PC mounting potentiometers, switches, sockets and fuses are used for ease of assembly and to minimize wiring. Power 'on/off' FET transient protection.*

<b>BASIC NELSON-JONES TUNER KIT</b>	<b>£15.70 + VAT</b>	<b>PHASE-LOCKED IC DECODER KIT</b>	<b>£4.47 + VAT</b>
<b>BASIC MODULE TUNER KIT (stereo)</b>	<b>£18.50 + VAT</b>	<b>PUSH-BUTTON UNIT</b>	<b>£6.00 + VAT</b>
<b>PORTUS-HAYWOOD PHASE-LOCKED STEREO DECODER KIT</b>			<b>£8.80 + VAT</b>

# High quality audio accessories

## AL120

**50W  
R.M.S.**

**AUDIO AMPLIFIER**  
(With integral heat sink and short-circuit protection).

**£11.95**  
+ 8% VAT P&P 35p



**OUTPUT POWER SUPPLY**  
LOAD IMPEDANCE  
TOTAL HARMONIC DISTORTION  
FREQUENCY RESPONSE  $\pm 1$ dB  
SENSITIVITY  
MAX HEAT SINK TEMP.  
DIMENSIONS

50 Watts R.M.S.  
70 Watts  
8-16 Ohms  
05% Max. (typically 02%)  
25Hz-20kHz  
500mV  
45 deg. C  
192x89x49mm

Introduced to fulfil the demand for a fully protected power amp. capable of driving high quality speaker systems at up to 50W, with distortion levels below 05%. Ideal for domestic use, discos, p.a. systems, electronic organs, etc. The generously rated components ensure continuous operation at high output levels.


## SPM120

**STABILISED POWER SUPPLIES**

SPM120/45  
SPM120/55  
SPM120/65

**£5.80**  
+ 12½% VAT, P&P 35p.

**NEW**



**A.C. INPUTS**  
SPM120/45  
SPM120/55  
SPM120/65  
OUTPUT CURRENT  
RIPPLE

40-48V  
50-55V  
60-65V  
2.5A  
1A 100mV  
2A 150mV

SPM120 is a fixed voltage stabiliser available with an output voltage of either 45V, 55V or 65V. Designed primarily for use in audio applications, the stabiliser which provides output currents up to 2.5A, operates direct from a mains transformer requiring only the addition of 2 Electrolytic capacitors to complete the s/c protection.

## GE100 Mk. 2

10 Channel monographic equaliser.

**£20.00**  
+ 12½% VAT  
P&P 35p.

**NEW**



**CONTROL RANGE**  
DYNAMIC RANGE  
MAXIMUM OUTPUT  
FREQUENCY RESPONSE  
POWER SUPPLY  
VOLTAGE HANDLING INPUT  
T.H.D.

$\pm 12$ dB  
110dB  
+15dB  
30Hz-20kHz ( $\pm 1$ dB)  
15.0-15V  
3V R.M.S.  
005%

Only 155mm x 65mm x 50mm including the 10 x 10K lin slider potentiometers and knobs which are mounted on a board positioned above the circuitry. In the frequency range of 31Hz to 20kHz you can cut and boost  $\pm 12$ dB with the 10 sliders, each of which has its frequency marked on the circuit board. The GE100 has numerous uses including mixers, p.a. systems and discos. It will also greatly improve the sound reproduction of your existing audio equipment. Power supply for GE100, o/d SG30 £3.80.

## VPS30

Regulated variable stabilised power supply

**£7.60**  
+ 8% VAT. P&P 35p.



**A.C. INPUT MAXIMUM VOLTAGE REGULATION**  
REGULATED CURRENT  
Incorporating short circuit protection


25V  
2-30V  
0-2A

This NEW versatile Regulated Variable Stabilised Power Supply with short circuit protection and current limiting, is a must for all electronics enthusiasts. It incorporates adjustable voltage from 2V-30V, with a current limiting range of 0-2A. With this module there is no need to build a separate power supply for each of your projects, with the simple addition of a transformer (o/d 2033), 0-1mA (o/d 1310 or 1305), plus a suitable shunt, a voltmeter (o/d 1311 or 1306), a 470ohm pot (o/d 1896), a 4K7 pot (o/d 1899), it can be used again and again as a self-contained bench, power supply, eliminating the use of batteries and thus saving ££!

## PA200

STEREO PRE-AMPLIFIER

**£16.55**  
+ 12½% VAT.  
P&P 40p.



**FREQUENCY RESPONSE** 20 Hz to 20 kHz x 1dB  
TOTAL HARMONIC DISTORTION Less than .1% (typically .07%)  
**SENSITIVITY** 1. TAPE 100mV / 100K ohms } For an  
INPUTS 2. RADIO TUNER 100mV / 100K ohms } output  
3. MAGNETIC P.U. 3.5 mV / 50 K ohms } 500 mV  
**EQUALISATION** Within  $\pm 1$ dB from 20Hz to 20kHz  
**BASS CONTROL RANGE**  $\pm 15$ dBs at 75Hz  
**TREBLE CONTROL RANGE**  $\pm 10-20$ dBs at 15kHz  
**SIGNAL/NOISE RATIO** Better than 65dBs (all inputs)  
**INPUT OVERLOAD** Better than 26dB (all inputs)  
**SUPPLY** 35 to 75V  
**DIMENSIONS** 300x90x33mm (less controls)

The PA200 is basically our popular PA100. Modifications have been made to make it compatible with the higher output AL120 and AL250 amplifiers.

## HEADPHONES

A top quality headphone with cushioned earpads and headband. Separate balance/volume controls. Stereo or mono switch. Impedance: 80ohms. Frequency: 30-18,000Hz. o/n 884. **£8.70** + 12½% VAT. P&P 70p.  
A brilliant compromise between price and performance. Superb stereo reproduction for the newcomer to Hi-Fi. Impedance 80ohms. Frequency: 30-15,000Hz. o/n 885. **£4.40** + 12½% VAT. P&P 50p.

## BIB

HI-FI ACCESSORIES

**Parallel Tracking GROOV KLEEN**  
The very latest in automatic record cleaning. Designed to suit all modern single play decks. Simple to fit, it is extremely efficient. Complete with two types of base and three height extensions. o/n 8101. **£3.65** + 8% VAT. P&P 35p.

**Cassette Tape Editing Kit**  
Enables cassette tapes to be edited and joined easily, quickly and accurately. Kit comprises: Tape Splicer ¼" (3.2mm), 2 Precision Tape Cutters, Tape Piercer, 9 Self-adhesive Labels, Reel of Splicing Tape, 3 Winders and removers and instructions, all in a handy wallet. o/n 811. **£2.40** + 8% VAT. P&P 35p.

**GROOV-STAT**  
The BIB Groov-Stat static reducer neutralises the static charge on records and other plastic surfaces. o/n 8103. **£5.45** + 8% VAT. P&P 35p.

**Cassette Head Cleaner**  
Essential for cleaning of tape heads, capstans and rollers. Pack contains Tape Head Applicator and tape head polisher tools. Plus bottle of special formula cleaning fluid and full instructions. o/n 832. **£0.56** + 12½% VAT. P&P 35p.

## ADAPTORS

**AC-DC** enables a large range of battery powered radios, recorders, calculators to be run off the mains (220-240V A.C.). Switchable for 6, 7.5 or 9 volts. Current rating 2.500mA. Polarity reversing switch. Universal plug incorporated. o/n 137. **£3.95** + 12½% VAT. P&P 35p.

**DC-DC** for use in all cars, boats, etc., with pos. or neg. earth for a regulated output of 6, 2.5 or 9 volts D.C. at 1A max. For radios, recorders, etc. o/n 138. **£2.80** + 12½% VAT. P&P 32p.

## CROSSOVER NETWORKS

**2-WAY** channels for high and low frequencies to correct speakers — high to tweeters, low to woofers. Complete with instructions. Frequency: 3,000Hz. o/d 1904. **£1.10** + 12½% VAT. P&P 35p.

**2-WAY** for 8ohm speakers up to 30 watts. Frequency: .3kHz. o/n 1905. **£1.65** + 12½% VAT. P&P 35p.

**3-WAY** for 8ohm speakers up to 30 watts. Frequency: 800Hz and 4.5kHz. o/n 1906. **£2.95** + 12½% VAT. P&P 35p.

## CASES

**TEAK 30** designed mainly for use with our stereo 30 Audio System but has proved very helpful to home constructors. Fitted with solid uncut front and back. 32x23x8mm. o/n 139. **£5.45** + 12½% VAT. P&P 70p.


**TEAK 60** for use with AL60/MK60 Audio Kit. Useful for the home constructor requiring an amplifier sleeve — has no front or back panel 42x29x9mm. o/n 140. **£7.00** + 12½% VAT. P&P 85p.

## METERS

**Miniature Balance & Tuning Meter**  
Miniature moving-coil meter for stereo balance indicator, tuning indicator for FM or similar application. Pointer at centre indicates zero or null position. Robust construction. Sensitivity: 100-0-100mA. Dimensions: 23x22x26mm. o/n 1318. **£1.95** + 8% VAT. P&P 35p.



**Balance and Tuning Meter**  
Clear view edgewise meter. Centre zero application. Sensitivity: 100-0-100uA. Dimensions: 45x22x34mm. o/n 1319. **£2.00** + 8% VAT. P&P 35p.



**Miniature Level Meter**  
Moving coil, for accurate level indication for tape recorders, amplifiers, etc. Neat design, rugged construction — will withstand five times rated value. Sensitivity: FSD: 200uA. OdB: 130uA. Dimensions: 23x22x26mm. o/n 1320. **£2.80** + 8% VAT. P&P 35p.



**VU Meter**  
Calibrated — 20 to +3 and 0-100%, making it suitable for use as a recording level meter or as a power output indicator. Sensitivity: 130uA. Dimensions: 40x40x29mm. o/n 1321. **£2.00** + 8% VAT. P&P 35p.



## MICROPHONES

**DYNAMIC CASSETTE**  
For equipment requiring a high quality microphone. Sturdy, solid moulded body in black with neat chrome surround. Pick-up pattern is omnidirectional. On/off switch, 1 metre of tough lead with floating 2.5 and 3.5mm plugs. Matching moulded strut. Impedance: 200ohms. Sensitivity: 90dB. Frequency: 90-10,000Hz. Size: 20mm dia. x 120mm. o/n 1326. **£1.50** + 12½% VAT. P&P 35p.

**DYNAMIC MICROPHONE**  
Superior quality portable cassette recorder mike with built-in remote control switch and lead fitted with 5-pin 240° DIN plug (remote switch) and 3-pin DIN plug (microphone). Provides a direct replacement for those supplied with recorders. With detachable stand. Omnidirectional. Impedance: 200ohms. Freq. response: 100 to 10,000Hz. Sensitivity: 79dB at 1,000Hz. o/n 1327. **£2.65** + 12½% VAT. P&P 35p.

**RE-317: DYNAMIC MICROPHONE**  
Highly sensitive, high-grade desk or hand mike suitable for use with many popular cassette decks. Incorporates on/off switch and 1 metre lead with moulded standard jack plug. Complete with desk stand. Omnidirectional. Impedance: 5,000ohms. Freq. response: 100 at 12,000Hz. Sensitivity: (-7dB at 1,000Hz) o/n 1336. **£4.10** + 12½% VAT. P&P 35p.

**OMNIDIRECTIONAL CARDIOID**  
Powered by a 1½ volt battery located within the aluminium body. Satin silver finish with front disk protection to the diaphragm housing. On/off switch. Also with "Busby" type windshield, "U" bracket and stem and extremely supple cable. Consumption: 0.2mA from 1½V battery providing approx. 8-10,000 hours continuous life. Impedance: 600ohms. Sensitivity: 70dB. Frequency: 30-15,000Hz. Size: 23mm dia. x 267mm. o/n 1329. **£12.60** + 12½% VAT. P&P 35p.

**UNIDIRECTIONAL CARDIOID**  
Dual imp. 600 and 50,000ohms. Response 50 to 14,000Hz. Sensitivity: 54dB at 50K/ohms. Size: 1½" dia. x 6½" long. Weight approx. 190gm. o/n 1328. **£10.95** + 12½% VAT. P&P 35p.

## STANDS

**GOOSENECK CHROME FLEXIBLE HOLDERS**  
Length 320mm. o/n 1333. **£2.40** + 12½% VAT. P&P 35p.  
Length 515mm. o/n 1334. **£3.40** + 12½% VAT. P&P 35p.

**FLOOR STAND.** Heavy chrome. Stow-away feet with rubber ends for maximum stability. Draws to a height of 5' maximum. o/n 1335. **£9.00** + 12½% VAT. P&P 85p.

**BOOM ARM** for use with the above stand. Heavy chromed metal, it gives 30" reach from the stand. o/n 1337. **£8.00** + 12½% VAT. P&P 70p.

## WINDSHIELD COVERS

O/n 1531. Medium per pair **£1.20** + 12½% VAT. P&P 35p. o/n 1332. Large per pair **£1.80** + 12½% VAT. P&P 35p.

## AUDIO LEADS

- 107 FM Indoor Ribbon Aerial **£0.60**
- 113 3.5mm Jack plug to 3.5mm jack plug. Length 1.5m **£0.75**
- 114 5 pin DIN plug to 3.5mm Jack connected to pins 3 & 5. Length 1.5m **£0.85**
- 115 5 pin DIN plug to 3.5mm Jack connected to pins 1 & 4. Length 1.5m **£0.85**
- 116 Car aerial extension. Screened insulated lead. Fitted plug & skt **£1.10**
- 117 AC mains connecting lead for cassette recorders & radios. 2 metres **£0.68**
- 118 5 pin DIN phono plug to stereo headphone jack socket **£1.05**
- 119 2 + 2 pin DIN plugs to stereo jack socket with attenuation network for stereo headphones. Length 0.2m **£0.90**
- 120 Car stereo connector. Variable geometry plug to fit most car cassette, 8 track cartridge & combination units. Supplied with in-line fused power lead and instructions **£0.60**
- 123 6.6m Coiled Guitar Lead Mono Jack Plug to Mono Jack Plug BLACK **£1.50**
- 124 3 pin DIN plug to 3 pin DIN plug. Length 1.5m **£0.75**
- 125 5 pin DIN plug to 5 pin DIN plug. Length 1.5m **£0.75**
- 126 5 pin DIN plug to lined open end. Length 1.5m **£0.75**
- 127 5 pin DIN plug to 4 Phono Plugs. All colour coded. Length 1.5m **£1.30**
- 128 5 pin DIN plug to 5 pin DIN socket. Length 1.5m **£0.80**
- 129 5 pin DIN plug to 5 pin DIN plug mirror image. Length 1.5m **£1.05**
- 130 2 pin DIN plug to 2 pin DIN in-line socket. Length 5m **£0.68**
- 131 5 pin DIN plug to 3 pin DIN plug, 1 & 4 and 3 & 5. Length 1.5m **£0.83**
- 132 2 pin DIN plug to 2 pin DIN socket. Length 10m **£0.98**
- 133 5 pin DIN plug to 2 phono plugs. Connected pins 3 & 5. Length 1.5m **£0.75**
- 134 5 pin DIN plug to 2 phono sockets. Connected pins 3 & 5. Length 23cm **£0.68**
- 135 5 pin DIN socket to 2 phono plugs. Connected pins 3 & 5. Length 23cm **£0.88**
- 136 Coiled stereo headphone extension lead. Black. Length 6m **£1.75**
- 178 A.C. mains lead for calculators, etc. **£1.45**

ALL ABOVE ADD 8% VAT and 35p P&P


**BI-PAK**  
DEPT. WW1, P.O. Box 6, Ware Herts.

### EMI SPEAKER BARGAIN


Stereo pair 350 kit. System consists of 13" x 8" approx. woofer with rolled surround; 2 1/2" approx. Audax tweeter, crossover components and circuit diagram. Frequency response 20 Hz to 20 KHz. Power handling 15 watts RMS. 20 watts max. 8 ohm impedance.

**£14.95** Per stereo pair + £3.40 p&p.

★ As above but complete with all woodwork in kit form, finished in simulated teak veneer, with instructions. **£28.00** Per stereo pair + £5.00 p&p.



### EASY BUILD RECORD PLAYER KIT



for the D-I-Y man who requires a stereo unit at a budget price, comprising ready assembled stereo amp. module. Garrard auto/manual deck with cueing device, pre-cut and finished cabinet work. Output 4 watts per channel, phones socket and record/replay socket including 2 SPHERICAL HI-FI speakers. **£19.95** p&p £4.05

### BARGAINS FOR PERSONAL SHOPPERS

#### PORTABLE STEREO CASSETTE RECORDER



UNREPEATABLE MW, LW, SW and Stereo VHF. 6 watts output Battery/Mains operation.

**£69.95**

160 16 VOLT MAINS TRANSFORMER, 2 1/2 amp.

**£2.50**

BSR Record auto deck on plinth with stereo cartridge ready wired.

**£11.95**

LED 5 function men's digital watch stainless steel finish

**£5.95**

LCD 5 function men's digital watch stainless steel finish

**£6.95**

LCD 8 Function CHRONOGRAPH men's digital watch, stainless steel finish.

**£13.95**

AM/FM DIGITAL CLOCK RADIO Accurate 4 Digit Electronic Clock with 1/2" LED display. Buzzer and snooze timer.

**£11.95**



125 Watt Power Amp Module

**£13.95**

Mains power supply for above unit.

**£3.50**

MUSIC CENTRE CABINET with hinged smoke acrylic top, finished in natural teak veneers, size 30 3/4" x 14 1/2" x 7 1/4" approx.

**£5.95**

MULLARD Built power supply

**£1.50**

DECCA DC 1000 Stereo Cassette P.C.B. complete with switch oscillator coils and tape-heads.

**£2.95**

DECCA 20w Stereo speaker kit comprising 2 8" approx. bass units + 2 3 1/2" approx. tweeter inc. crossovers

**£20.00**

"VIDEOMASTER" Super Score TV Game with pistol mains operation

**£14.95**

PORTABLE RADIO/CASSETTE RECORDER, AM/FM with clock. LW, MW, SW, VHF mains/battery operation.


**£41.95**

7" TAPE TRANSPORT Mechanism—a selection of models from

**£8.95**

SANYO Nic/cad. battery, with mains charger equivalent in size and replaces 4 SP11 type batts. Size 3 3/4" x 1 1/4" x 2" approx.

**£7.50** p+p £1.50p



#### AM/FM STEREO TUNER AMPLIFIER CHASSIS COMPLETE

Ready built. Designed in a slim form for compact, modern installation. Rotary Controls Vol On/Off, Bass, Treble, Balance.

Push Buttons for Gram, Tape, VHF, MW, LW and 5 button rotary selection switch.

Power Output 5 watts per channel Sine at 2% THD into 15 Ohm 7 watts speech and music.

Tape Sensitivity Playback 400mV/30K OHM for max output Record 200mV/50K output available from 25KHz. (150mV/100K) deviation

FM signal Frequency Range (Audio) 50Hz to 17KHz within ± 1dB

Radio FM sensitivity for 3dB below limiting better than 10 uV

AM sensitivity for 20dB S/N MW 350 uV/Metre LW 1mV/Metre

Size approx length 16" x height 2 1/2" x depth 4 1/4" **£19.95** p&p £2.25

Complete with tuning dial

# Mullard

## AUDIO MODULES IN BARGAIN PACKS

CURRENT CATALOGUE  
PRICE £  
AT OVER **25**  
PER PACK

SEE OUR PRICES


**1** PACK 1. 2 x LP1173 10w. RMS output power audio amp modules, + 1 LP1182/2 Stereo pre amp for ceramic and auxiliary input.  
OUR PRICE **£4.95**  
p+p £1.00

**2** PACK 2. 2 x LP1173 10w. RMS output power audio amp modules + 1 LP1184/2. Stereo pre amp for magnetic, ceramic and auxiliary inputs.  
OUR PRICE **£7.45**  
p+p £1.00

**3** PACK 3. 1 x LP1179/2 FM Tuning head with AM gang, 1 x LP1185/1 AM/FM IF module, 2 x LP1173/10w. RMS output power audio amp modules + 1 LP1182/2 Stereo pre amp for ceramic and auxiliary input.  
OUR PRICE **£9.95**  
p+p £1.00

### THIS MONTHS OFFER

added to our bargain packs  
When you buy Pack 3 at £9.95, together with a mains transformer at £1.95 and a set of controls for 95p you receive **FREE** a Mullard LP1400 Decoder to match. Listed at £11.90 **£12.85**



### ACCESSORIES

Suitable power supply parts including mains transformer, rectifier, smoothing and output capacitors. **£1.00** p+p **£1.95**

Recommended set of rotary stereo controls comprising BASS, TREBLE, VOLUME and BALANCE. **£1.00** p+p **95p**



**20 x 20 WATT STEREO AMPLIFIER**  
Viscount IV unit in teak-finished cabinet. Silver fascia with aluminium rotary controls/pushbuttons, red mains indicator and stereo jack socket. Functions switch for mic. magnetic and crystal pickups, tape tuner and auxiliary. Rear panel features two mains outlets DIN speaker and input sockets plus fuse 20x20 watts RMS 40x40 watts peak. For use with 8 to 15 ohm speakers. **£29.90** + £2.50 p&p

**SPECIAL OFFER FOR PERSONAL SHOPPERS ONLY**  
FREE. 4 dimensional stereo sound adaptor, when purchasing the 20x20 Viscount amplifier.

**30x30 WATT AMPLIFIER IN KIT FORM**  
For the experienced constructor complete in every detail, same facilities as Viscount IV, but with 30x30 output, 60x60 watts peak. For use with 4-15 ohms speakers. £23.00 without cabinet. £29.00 complete with cabinet. p&p £2.50 in each case.

**£23.00** + £2.50 (NOTE Cabinet not available separately.) **£29.00** + £2.50 complete with cabinet.

**SPECIAL OFFER Complete with case 30x30 WATT AMPLIFIER IN KIT WITH SPEAKERS**

2 Goodman compact 12" bass woofers with cropped size 14,000 Gauss magnet. 30 watt RMS handling + 3 1/4" approx. tweeters and crossovers. **£49.00** + p&p £4.00

**BUILT AND READY TO PLAY 39.00**  
30x30 Viscount. Available fully built and tested. + p&p £2.50




**50 WATT MONO DISCO AMP**  
**£29.95**  
P&P £2.50  
Size approx. 13 3/4" x 5 1/4" x 6 3/4"  
50 watts rms. 100 watts peak output. Big features include two disc inputs, both for ceramic cartridges, tape input and microphone input. Level mixing controls fitted with integral push-pull switches. Independent bass and treble controls and master volume. **SPECIAL OFFER.** The above 50 watt amp plus 4 Goodmans Type 8P. 8" speakers. Package price £45.00 + £4.00 P&P.



**70 & 100 WATT MONO DISCO AMP**  
Size approx. 14" x 4" x 10 1/2"  
Brushed aluminium fascia and rotary controls.  
Five vertical slide controls - master volume, tape level, mic level, deck level, PLUS INTER-DECK FADER for perfect graduated change from record deck No. 1 to No. 2, or vice versa. Pre-fade level control 70 watt **£57** (PFL) lets YOU hear next disc before fading p & p £4.00  
it in. VU meter monitors output level. 100 watt **£65**  
Output 100 watts RMS 200 watts peak.



**STEREO CASSETTE TAPE DECK ASSEMBLY**  
Consisting of ready built tape transport system mechanism, mated to the electronics.  
Unit is ready built for in-stalling into cabinet of own choice. Features include: pause control, solenoid assisted auto stop, 3 digit tape counter, belt driven balanced fly wheel by DC motor with electronic speed control twin VU meters. Specification Power Output, more than 0.5w, mic 65dB 10KΩ DIN 47dB 100KΩ Track 2 channel stereo record play back. Tape speed 4.8cm/sec Freq response 50 1200 Hz signal to noise ratio 42dB Recording system AC bias Erasing system AC erase Bias freq. 57KHz. Compatible for both normal and chrome dioxide tapes. Size of mechanism only 4 1/2" x 6 1/2" x 11 1/2" approx. included a modified top plate as illustrated. 13" x 9 1/2" approx with circuit diagram **£25.00** P&P £2.50  
Opt extras: Mains transformer to suite £2.50 + £1 p & p



323 EDGWARE ROAD, LONDON W2  
21A HIGH STREET, ACTON W3 6NG  
ALL PRICES INCLUDE VAT AT 12 1/2%

All Items subject to availability. Price correct at 1.12.78 and subject to change without notice.

# ELECTRONIC KITS OF DISTINCTION FROM

# POWERTRAN

## DE LUXE EASY TO BUILD LINSLEY-HOOD 75W AMPLIFIER



AVAILABLE AS SEPARATE PACKS  
PRICES IN OUR FREE CATALOGUE

**SPECIAL PRICE FOR COMPLETE KIT £99.30**

The standard model of our kit for Mr. Linsley-Hood's 75 watt design has for a long time offered exceptional performance at a very modest cost with high quality high power ready-built units of comparable quality generally being over three times the price.

Features of the amplifier include very low distortion (less than 0.01%), 75W rms per channel power output, rumble filter, variable slope scratch filter, variable transition frequency tone controls, tape monitoring facilities and individually adjustable inputs. This model is based on 5 circuit boards which not having the controls mounted on them can, if desired, be effectively used separately in high performance audio systems not based on our metalwork.

Our new De Luxe model uses 14 boards which interconnect with gold plated contacts and are designed to have the potentiometers and switches mounted upon them. This system almost eliminates internal wiring, making installation, after their assembly, delightfully straightforward, and as each board can be easily removed in seconds from the chassis, checking and maintenance is so simple that even newcomers to electronics will be able to cope competently with the kit. Additional features of our new model are inclusion of the latest circuit improvements, generously sized heat sinks for heavy duty use, even in tropical climates, and metal oxide resistors throughout for long-term stability and reliability.

Pack	Price	Pack	Price
1. Fibreglass printed circuit board for power amp	£1.15	11. Fibreglass printed-circuit board for power supply	£0.85
2. Set of resistors, capacitors, pre-sets for power amp	£2.50	12. Set of resistors, capacitors, secondary fuses, semiconductors for power supply	£5.40
3. Set of semiconductors for power amp	£6.50	13. Set of miscellaneous parts including DIN skts., mains input skt., fuse holder, interconnecting cable, control knobs	£6.20
4. Pair of 2 drilled, finned heat sinks	£1.10	14. Set of metalwork parts including silk screen printed fascia panel and all brackets, fixing parts, etc.	£8.20
5. Fibreglass printed-circuit board for pre-amp	£1.90	15. Handbook	£0.30
6. Set of low noise resistors, capacitors, pre-sets for pre-amp	£4.10	16. High Quality Teak Veneer cabinet 18.3" x 12.7" x 3.1"	£10.70
7. Set of low noise, high gain semiconductors for pre-amp	£2.40		
8. Set of potentiometers (including mains switch)	£3.50		
9. Set of 4 push-button switches, rotary mode switch	£5.40		
10. Toroidal transformer complete with magnetic screen/ housing primary: 0 117-234 V; secondaries: 33-0-33 V, 25-0-25 V	£12.95		


2 each of packs 1-7, 1 each of packs 8-16 inclusive are required for complete stereo amplifier. Total cost of individually purchased packs ..... £92.80

**PACK PRICES FOR STANDARD KIT**

Designed in response to demand for a tuner to complement the world-wide acclaimed Linsley-Hood 75W Amplifier, this kit provides the perfect match. The Wireless World (Skingley and Thompson) published original circuit has been developed further for inclusion into this outstanding slimline unit and features a pre-aligned front end module, excellent a.m. rejection and temperature compensated varicap tuning, which may be controlled either continuously or by push-button pre-selection. Frequencies are indicated by a frequency meter and sliding LED indicators, attached to each channel selector pre-set. The PLL stereo decoder incorporates active filters for "birdy" suppression and power is supplied via a toroidal transformer and integrated regulator. For long term stability metal oxide resistors are used throughout.

AVAILABLE AS SEPARATE PACKS — PRICES IN OUR FREE CATALOGUE


## LINSLEY-HOOD CASSETTE DECK




**SPECIAL PRICE FOR COMPLETE KIT £79.60**

Published in Wireless World (May, June, August 1976) by Mr. Linsley-Hood, this design, although straightforward and relatively low cost, nevertheless provides a very high standard of performance. To permit circuit optimization separate record and replay amplifiers are used, the latter using a discrete component front-end designed such that the noise level is below that of the tape background. Pushbutton switches are used to provide a choice of equalization time constants, a choice of bias levels and also an option of using an additional pre-amplifier for microphone use. The mechanism used is the Goldring-Lenco CRV, a unit distinguished in its robustness and ease of operation. Speed control and automatic cassette ejection are both implemented by electronic circuitry. This unit which is powered by a toroidal transformer and uses metal oxide resistors throughout offers an excellent match for the Wireless World Tuner and the Linsley-Hood 75 Watt Amplifier. Circuit changes as published in February, 1978, follow-up article are included in the kit AT NO EXTRA COST! A higher performance head (Matsushita WY 436 AZ head as recommended in the follow-up article) is offered as an optional extra but this will be automatically supplied FREE OF CHARGE with all orders for complete kits!

## T20 + 20 AND T30 + 30 20W, 30W AMPLIFIERS



### WWII TUNER



**SPECIAL PRICE FOR COMPLETE KIT £47.70**

AVAILABLE AS SEPARATE PACKS — PRICES IN OUR FREE CATALOGUE


Following the success of our **Wireless World FM Tuner Kit** this cost reduced model was designed to complement the **T20 + 20** and **T30 + 30** amplifiers and the cabinet size, front panel format and electrical characteristics make this tuner compatible with either.

## STANDARD LINSLEY-HOOD 75W AMPLIFIER



**SPECIAL PRICE FOR COMPLETE KIT £79.80**

## WIRELESS WORLD FM TUNER



**SPECIAL PRICE FOR COMPLETE KIT £70.20**

Pack	Price	Pack	Price
1. Stereo PCB (accommodates 2 rep. amps, 2 meter, amps, bias/erase osc. relay)	£3.35	10. Set of capacitors, rectifiers, I.C. voltage regulator P.C.B. for power supply (Powertran design)	£2.80
2. Stereo set of capacitors, M.D. resistors, potentiometers for above	£7.95	11. Set of miscellaneous parts, including sockets, fuse holder, fuses, interconnecting wire, etc.	£3.40
3. Stereo set of semiconductors for above	£8.50	12. Set of metalwork including silk screened fascia panel, internal screen, fixing parts, etc.	£7.10
4. Miniature relay with socket	£2.90	13. Construction notes	£0.25
5. PCB, all components for solenoid, speed control circuits	£3.80	14. High Quality Teak Veneer cabinet 18.3" x 12.7" x 3.1"	£10.70
6. Goldring-Lenco mechanism as specified	£18.50		
7. Function switch, knobs	£1.90		
8. Dual VU meter with illuminating lamp	£6.95		
9. Toroidal transformer with E.S. screen prim. 0-117V, 234V, Sec. 15V	£4.90		

One each of packs 1-14 inclusive are required for complete stereo cassette deck. Total cost of individually purchased packs ..... £83.00

Matsushita WY 436 AZ head (optional extra) . £4.50 (free with complete kit)

Designed by Texas engineers and described in Practical Wireless, the Texan was an immediate success. Now developed further in our laboratories to include a Toroidal transformer and additional improvements, the slimline T20 + 20 delivers 20W rms per channel of true Hi-Fi at exceptionally low cost. The **easy to build** design is based on a single F/Glass PCB and features all the normal facilities found on quality amplifiers including scratch and rumble filters, adaptable input selector and headphones socket. In a follow-up article in Practical Wireless further modifications were suggested and these have been incorporated into the T30 + 30. These include RF interference filters and a tape monitor facility. Power output of this model is 30W rms per channel.


### SPECIAL PRICES FOR COMPLETE KITS

**T20+20 KIT PRICE £33.10**

**T30+30 KIT PRICE £38.40**

AVAILABLE AS SEPARATE PACKS — PRICES IN OUR FREE CATALOGUE

## POWERTRAN SFMT TUNER



**PRICE FOR COMPLETE KIT £35.90**

AVAILABLE AS COMPLETE KIT ONLY

This is a simple, low cost design which can be constructed easily without special alignment equipment but which still gives a first-class output suitable for feeding any of our very popular amplifiers or any other high quality audio equipment. A phase-locked-loop is used for stereo decoding and controls include switchable afc, switchable muting and push-button channel selection (adjustable by controls on the front panel). This unit matches well with the **T20 + 20** and **T30 + 30** amplifiers.

ASCENSION ISLAND YUGOSLAVIA UNITED STATES OF AMERICA JORDAN GREECE INDIA GUYANA PORTUGAL FALKLAND ISLANDS UNITED ARAB EMIRATES JAMAICA HOLLAND KENYA

IRE GRENADA SAUDI ARABIA NEW ZEALAND NORWAY SINGAPORE ICELAND SWEDEN MALAYA INDONESIA BRAZIL SWITZERLAND ZAMBIA GIBALTAR CHILE SPAIN

# 200+200 watt AMPLIFIER

As featured in *Electronics Today International*

**400W rms continuous — 800W peak!**  
**0.03% THD at FULL power!**  
**PLUS all the following features too!**

- \* Each channel totally independent with its own stabilised power supply driven by custom designed TOROIDAL transformers!
- \* Inherent reliability — monster heat sinks for cool running at the hottest venues — electronic open and short circuit protection!
- \* Ultra low feedback (an incredible low 14dB overall!), super high slewing rate (20V/μs), 200W rms continuous to 4 ohm from EACH channel, input sensitivity 0.775V (0dB).
- \* Professional quality components, sturdy 19" rack mounting chassis complete with sleeve and feet for free standing work too.
- \* Easy to build — plenty of working space with ready access to all components, minimal wiring, extensive instruction suitable for both experienced constructors and newcomers to electronics.
- \* Value for money — quality and performance comparable with ready-built amplifiers costing over £600!

## PSI 4002 STUDIO MODEL




Cabinet size 17.2" x 6.7"

**COMPLETE KIT ONLY £196.90 + VAT**

**READ THE REVIEW**  
**IN SOUND INTERNATIONAL DEC 78!**

# TRANSCENDENT 2000 SINGLE BOARD SYNTHESIZER

As featured in *Electronics Today International*



The kit includes fully finished metalwork, fully assembled solid teak cabinet, filter sweep pedal, professional quality components (all resistors either 2% metal oxide or 1/2% metal film!) and it really is complete — right down to the last nut and bolt and last piece of wire! There is even a 13A plug in the kit — you need buy absolutely no more parts before plugging in and making great music! Virtually all the components are on the one professional quality fibre glass PCB printed with component locations. All the controls mount directly on the main board, all connections to the board are made with connector plugs and construction is so simple it can be built easily in a few evenings by almost anyone capable of neat soldering! When finished you will possess a synthesizer comparable in performance and quality with ready built units selling for between £500 and £700!

**COMPLETE KIT**  
**ONLY**  
**£172.00 + VAT!**

Comprehensive handbook supplied with all complete kits! This fully describes construction and tells you how to set up your synthesizer with nothing more than a multi-meter and a pair of ears!

# CHROMATHEQUE 5000 5-CHANNEL LIGHTING EFFECTS SYSTEM

This versatile system featured as a constructional article in *ELECTRONICS TODAY INTERNATIONAL* has 5 frequency channels with individual level controls on each channel. Control of the lights is comprehensive to say the least. You can run the unit as a straightforward sound-to-light or have it strobe all the lights at a speed dependent upon music level or front panel control setting or use the internal digital circuitry which produces some superb random and sequencing effects. Each channel handles up to 500W and as the kit is a single board design wiring is minimal and construction very straightforward.

Kit includes fully finished metalwork, fibreglass PCB, controls, wire, etc. — Complete right down to the last nut and bolt!

**COMPLETE KIT ONLY**  
**£49.50 + VAT**

## MPA200 100W MIXER/AMPLIFIER

**READ ALL ABOUT IT IN**  
**FEB. 1979**  
**ELECTRONICS TODAY**  
**INTERNATIONAL!**



**Wireless World Designs:** Full kits are not available for the projects below but PCBs and component sets are stocked. Further details of these and other packs are in our Free Catalogue.

### 30W Bailey Amplifier

BAIL Pk. 1 Fibreglass PCB ..... **£1.00**  
 BAIL Pk. 2 Resistors, Capacitors ..... **£2.35**  
 BAIL Pk. 3 Semiconductors ..... **£4.70**

### Linsley-Hood Low Distortion Oscillator.

LDO Pk. 1 Fibreglass PCB ..... **£1.65**  
 LDO Pk. 2 MO Resistors, capacitors ..... **£2.60**  
 LDO Pk. 3 Semiconductors ..... **£3.90**

### E. F. Taylor Pre-Amplifier

EFTP Pk. 1 Fibreglass PCB (stereo) ..... **£1.45**  
 EFTP Pk. 2 MO Res. caps. (stereo) ..... **£3.20**  
 EFTP Pk. 3 Semiconductors (stereo) ..... **£4.20**

Details of Stuart Tape Recorder and SQ Quadraphonic Decoders are in FREE CATALOGUE

All kits also available as separate packs (eg PCB component sets, hardware sets, etc). Prices in our FREE CATALOGUE.

## EXPORT A SPECIALITY!

Our Export Department can readily despatch orders of any size to any country in the world. Some of the countries to which we sent kits last year are shown in this advertisement. To assist in estimating postal costs our catalogue gives the weights of all packs and kits. This will be sent free on request, by airmail, together with our "Export Postal Guide" which gives current postage prices. There is no minimum order charge. Prices the same as for U.K. customers but no Value Added Tax charged. Postage charged at actual cost plus 50p documentation and handling. Please send payment with order by Bank Draft, Postal Order, International Money Order or cheque drawn on an account in the U.K. Alternatively for orders over £500 we will accept Irrevocable Letter of Credit payable at sight in London.

**Value Added Tax not included in prices**  
**UK Carriage FREE**

**PRICE STABILITY:** Order with confidence! Irrespective of any price changes we will honour all prices in this advertisement until February 28th, 1979, if this month's advertisement is mentioned with your order. Errors and VAT rate changes excluded.

**U.K. ORDERS:** Subject to 12 1/2% \* surcharge for VAT (i.e. add 1/2% to the price). No charge is made for carriage. \*or current rate if charged.

**SECURICOR DELIVERY:** For this optional service (U.K. mainland only) add £2.50 (VAT inclusive) per kit.

**SALES COUNTER:** If you prefer to collect your kit from the factory, call at Sales Counter (at rear of factory). Open 9 a.m.-4.30 p.m. Monday-Thursdays.

**QUALITY:** All components are brand new first grade full specification guaranteed devices. All resistors (except where stated as metal oxide) are low noise carbon film types. All printed circuit boards are fibreglass, drilled roller tinned and supplied with circuit diagrams and construction layouts.

**FOR FURTHER INFORMATION PLEASE WRITE OR TELEPHONE FOR OUR FREE CATALOGUE**

# POWERTRAN ELECTRONICS

PORTWAY INDUSTRIAL ESTATE  
 ANDOVER HANTS SP10 3NN

ANDOVER  
 (0264) 64455

MUSCAT & OMAN  
 FRANCE  
 DENMARK  
 GAMBIA  
 AUSTRALIA  
 HONG KONG  
 NAURU  
 GERMANY  
 TUNISIA  
 LUXEMBOURG  
 NIGERIA  
 FINLAND  
 SOUTH AFRICA  
 CZECHOSLOVAKIA

NEW GUINEA  
 ISRAEL  
 GUERNSEY  
 CYPRUS  
 BELGIUM  
 UGANDA  
 BRUNEI  
 TRINIDAD  
 SOUTH WEST AFRICA  
 ITALY  
 JAVA  
 SIERRA LEONE  
 WINDWARD ISLANDS  
 CANADA  
 MALTA

### OPTOELECTRONICS

**DISPLAYS**

RED £0.10  
GREEN £0.19  
YELLOW £0.18

HP5082-7730 £1.15  
DL704 £1.15  
FND507 £1.05  
DL704 Economy £0.75  
DL707 Economy £0.75

### 74 Series TTL

7400	0.12	7473	0.27	74153	0.65
7401	0.12	7474	0.27	74154	1.05
7402	0.15	7475	0.33	74155	0.70
7403	0.12	7476	0.25	74156	0.70
7404	0.15	7477	0.50	74157	0.85
7406	0.25	7482	0.73	74160	0.70
7407	0.25	7483	0.60	74161	0.75
7408	0.14	7485	1.05	74162	0.75
7409	0.18	7486	0.30	74163	0.75
7410	0.12	7489	2.45	74164	0.85
7411	0.18	7490	0.34	74165	0.85
7412	0.20	7491	0.75	74166	1.25
7413	0.36	7492	0.45	74167	2.95
7420	0.12	7493	0.45	74173	1.45
7425	0.25	7494	0.90	74174	1.05
7427	0.25	7495	0.85	74175	0.90
7430	0.12	7496	0.55	74176	1.05
7432	0.27	7497	1.15	74177	0.95
7437	0.27	74104	0.45	74180	1.10
7438	0.27	74105	0.45	74181	2.10
7440	0.12	74107	0.35	74182	1.20
7441	0.49	74121	0.30	74183	2.10
7442	0.50	74122	0.40	74190	1.05
7445	0.60	74123	0.52	74191	1.05
7446	0.60	74125	0.45	74192	0.95
7447	0.55	74126	0.85	74193	0.95
7448	0.50	74132	0.85	74194	0.95
7450	0.12	74136	0.75	74195	0.95
7451	0.15	74141	0.60	74196	0.95
7453	0.15	74145	0.70	74197	0.95
7460	0.15	74150	0.90	74198	1.95
7472	0.27	74151	0.55	74199	1.95

### C-MOS

4016	0.40	4046	1.35
4017	0.90	4047	0.95
4018	0.90	4049	0.50
4022	0.90	4050	0.50
4023	0.20	4060	1.15
4024	0.80	4066	0.70
4025	0.20	4069	0.25
4027	0.55	4070	0.25
4028	0.75	4076	0.20
4011	1.15	4502	0.95
4012	1.15	4507	0.60
4013	0.35	4508	2.00
4014	0.90		
4015	0.90		

### VOLTAGE REGULATORS

Plastic TO 220		Plastic TO 92	
Positive	£0.85	Positive	£0.40
7805	£0.95	78L05	£0.40
7812	£0.85	78L12	£0.40
7815	£0.85	78L15	£0.40
7824	£0.85	78L24	£0.40
Negative	£1.19	Negative	£0.50
7905	£1.19	79L05	£0.50
7912	£1.19	79L12	£0.50
7915	£1.19	79L15	£0.50
7924	£1.19	79L24	£0.50

### Linear

380	14 Pin DIL	£1.05
381	14 Pin DIL	£0.90
387	8 Pin DIL	£0.75
555	8 Pin DIL	£0.30
565	14 Pin DIL	£1.10
567	8 Pin DIL	£1.40
741	8 Pin DIL	£0.20
741	TO5	£0.25
748	8 Pin DIL	£0.35
3046	14 Pin DIL	£0.75
3130	8 Pin DIL	£0.95
3140	8 Pin DIL	£0.85
3140	TO5	£0.80
3140	TO5	£0.80
3900	14 Pin DIL	£0.80

**RAM**

2102 450 nSec. £1.40

### TESTERS

**C7205EN MULTITESTER 20,000 OPV** £9.75 P&P 75p

AC volts: 0 to 10, 50, 250, 1000  
DC volts: 0 to 5, 25, 125, 500, 1000  
DC current: 0 to 50 ua, 250 ma  
Resistance: 0 to 300 ohms, 6K, 30K, 6 meg ohms  
Decibels: -20 to +22 db  
Size: 115 x 78 x 33mm

**LB1 TRANSISTOR/DIODE TESTER** £19.95 P&P 75p

Tests 1CD, Alpha and Beta. Measures parameters of transistors so that readings can be checked against manufacturers specification. Quick Test socket mounted on front panel. Full view meter for accuracy and easy reading.  
Dims.: 178 x 108 x 83mm

**IT 1/2 20,000 OPV** £11.95 P&P 75p

AC volts: 0 to 10, 50, 100, 500, 1000  
DC volts: 0 to 5, 25, 50, 250, 500, 2500  
CD current: 0 to 50 ua, 2.5 ma, 250 ma  
Resistance: 0 to 6K ohms, 6 meg ohms  
Decibels: -20 to +22 db  
Capacitance: 10 pf, 0.01 uf, 0.1 uf  
Size: 4 1/2 x 3 1/4 x 1 inch

**TE20D R.F. SIGNAL GENERATOR** £57.00 P&P £1.25

Accurately covers 120 KCS. To 500 MCS in 6 bands. Directly calibrated. Variable R.F. Attenuator. 240v AC.  
Dimensions: 140 x 215 x 170mm

**TMK500 MULTITESTER 30,000 OPV** £20.95 P&P 75p

A sturdy and reliable instrument. Has internal buzzer.  
AC volts: 0 to 2.5, 10, 25, 100, 250, 500, 1000  
DC volts: 0 to 0.25, 1, 2.5, 10, 25, 100, 250, 1000  
DC current: 0 to 50 ua, 5 ma, 50 ma, 12 amp.  
Resistance: 0 to 6K, 60K, 6 meg, 60 meg.  
Decibels: -20 to +56 db  
Short test: Internal buzzer  
Size: 160 x 110 x 55mm

**LT101, 1,000 OPV** £6.95 P&P 75p

AC volts: 0 to 10, 50, 250, 1000  
DC volts: 0 to 10, 50, 250, 1000  
DC current: 0 to 1 ma, 100 ma  
Resistance: 0 to 3K ohms  
0 to 150K ohms  
Size: 2 x 3 x 1 inch

20p P&P unless otherwise shown  
All prices include V.A.T.

# ELECTRO-TECH COMPONENTS LTD.

364 EDGWARE ROAD, LONDON, W.2. TEL: 01-723 5667

CALLERS WELCOME

## RADIO SHACK LTD for **DRAKE**



TR-7 Transceiver

Ham Bands with 1.5-30 MHz receive with built-in 150 MHz frequency counter plus option of 0-1.5 MHz receive and/or any transceiving application 1.8-30 MHz.

# RADIO SHACK LTD

For Communications equipment including Trio products and Trio testgear.

We are situated just around the corner from West Hampstead Underground Station (Bakerloo line). A few minutes' walk away is West Hampstead Midland Region station and West End Lane on the Broad Street Line. We are on the following Bus routes: 28, 59, 159. Hours of opening are 9-5 Monday to Friday. Closed for Lunch 1-2. Saturday we are open 9-12.30 only. World wide exports.

**DRAKE \* SALES \* SERVICE**

# RADIO SHACK LTD

188 BROADHURST GARDENS, LONDON NW6 3AY

Giro Account No. 588 7151. Telephone: 01-624 7174  
Cables: Radio Shack, London, NW6. Telex: 23718



## UHF FREQUENCY COUNTERS



For quality of construction, unflinching efficiency and sheer good value this **NEW 500MHz, 7 digit, D.F.M.** is unequalled for direct readings up to the mobile radio UHF Band. Will operate on mains or 12v supply, making it ideal for use with mobile equipment.

Manufactured and guaranteed by Catronics Ltd.  
**Model DFM 500 £164.50**  
+ £5 carr. + 8% VAT -  
*Write for illustrated leaflet*

**HIGH STABILITY OPENED VERSION. DFM 500/S also available at £204.50**  
Our popular 200MHz Counter still available at only £137.50

## WW TELETEXT DECODER

**Components & PCB for new Character Rounding "Board 4" now available. PCB £14.60 Kit (incl. PCB) £25.75.**

'Board 3' is also available as an additional unit to update the 'Wireless World' Teletext Decoder to give double height characters, colour background, conceal/reveal, etc., as described in December '77 and January '78 issues of 'Wireless World'

Our Kit includes plated-through hole PCB, all components and installation instructions. Price £33.88 + VAT (£3.47) + P&P (30p) = £37.45 total. PCB available separately at £19.30.

Our main kits contain all the printed circuit boards and components necessary to build the complete decoder.

A reprint of the series of articles is available at £1.95 + large 18 1/2 p SAE (included free in complete kit).

Prices on right are for the NEW Version with TEXAS X887, including VAT

Set of 5 PCBs	£23.95	+ 30p p&p
Components Kit (incl. PCBs)	£139.25	+ £1.50 p&p
Cabinet	£18.00	+ £1.00 p&p

PLATED THROUGH hole PCB available at additional cost of £26.

**FULL FAULT-FINDING AND REPAIR SERVICE AVAILABLE**  
Components also available separately - SAE for price list  
Ready built and tested decoders - £241.87 + £5 carr.  
De Luxe version with new facilities - £292.50 + £5 carr.



**CATRONICS LTD (Dept. 921)**  
Communications House,  
20 WALLINGTON SQUARE,  
WALLINGTON, SURREY.  
Tel. 01-669 6700

WW-921 FOR FURTHER DETAILS

**U.K. RETURN OF POST MAIL ORDER SERVICE, ALSO WORLDWIDE EXPORT SERVICE**

**BSR HI-FI AUTOCHANGER STEREO AND MONO £21.50** Post £1

Plays 12", 10" or 7" records. Auto or Manual. A high quality unit backed by BSR reliability with 12 months' guarantee. A.C. 200/250V. Size 13½ x 11¼ in. 3 speeds. Above motor board 3¼ in. Below motor board 2½ in. with Sonotone V100 magnetic cartridge.



**NEW BSR SINGLE PLAYER £22.50**  
Model P182 3-speeds flared aluminium turntable. Post £1  
"S" shaped arm, cueing device, stereo ceramic cartridge

**B.S.R. Budget Autochanger £14.95**  
with stereo cartridge, plays all size records

**HEAVY METAL PLINTHS**  
With P.V.C. Cover. Cut out for most BSR Post £1.50  
or Garrard decks. Silver grey finish. Model "A" Size 12½ x 14¼ x 7½ in. **£6.50**  
Model "B" Size 16 x 13¾ x 7 in. **£7.50**

**TINTED PLASTIC COVERS ONLY**  
Sizes: 14½ x 12½ x 4¼ in. £3. 17½ x 14 x 4 in. £4.50.  
16½ x 14 x 4 in. £4. 15½ x 13½ x 4 in. £3.75.  
15 x 13½ x 3 in. £3.50. 17¼ x 9½ x 3½ in. £3.  
14½ x 14¾ x 2½ in. Rosewood sides £4.  
Ideal for record decks, tape decks, etc. Post £1.


**BSR SINGLE PLAYER £17.50** Post £1  
Ideal replacement or disco deck with cueing device and stereo ceramic cartridge. 3 speeds. Large turntable, modern design



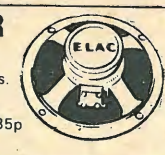
**GARRARD HI-FI AUTO CHANGER Model 2025 £14.95**  
3-speed stereo cartridge. Cueing devices Post £1



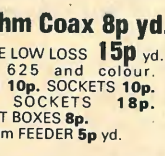
**SMITH'S CLOCKWORK 15 AMP TIME SWITCH 0-6 HOURS £3.30** Post 35p  
Single pole two-way. Surface mounting with fixing screws. Will replace existing wall switch to give light for return home, garage, automatic anti-burglar lights, etc. Variable knob. Turn on or off at full or intermediate settings. Brand new.



**ELAC HI-FI SPEAKER 8in. TWIN CONE £8.95**  
Large ceramic magnet. 50-16,000 c/s. Bass resonance 40 c/s. 8 ohm impedance. 10 watts. RMS. Post 35p




**VOLUME CONTROLS 80 Ohm Coax 8p yd. £5.95** Post 35p  
5kΩ to 2MΩ. LOG or LIN. L/S 35p. D.P. 60p. STEREO L/S 85p. D.P. £1. Edge 5K. S.P. Transistor 45p.



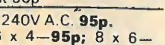
**E.M.I. 13½ x 8in. SPEAKER SALE!**

With tweeter and crossover. 10 watt. 3 or 8 ohm. **£7.95** Post 45p  
Ditto 15 watts, 8 ohm. **£10.50** Post 65p  
With tweeter and crossover. 20 watt. 8 or 15 ohm. 20 to 20,000 c.p.s. Post 75p. **£11.50**



**Suitable Bookshelf Cabinet Teak finish. For EMI 13 x 8 speakers. Size 16 x 11 x 8 inches. £8.50** Post £1.00

**THE "INSTANT" BULK TAPE ERASER**  
Suitable for cassettes, and all sizes of tape reels. A.C. mains 200/250V. Leaflet S.A.E. Will also demagnetise small tools **Head Demagnetiser only £4.75.** Post 50p



**RELAYS.** 12V D.C. 95p. 6V D.C. 85p. 240V A.C. 95p.  
**BLANK ALUMINIUM CHASSIS.** 6 x 4-95p; 8 x 6-£1.40; 10 x 7-£1.55; 12 x 8-£1.70; 14 x 9-£1.90; 16 x 6-£1.85; 16 x 10-£2.20. **ANGLE ALI.** 6 x ¾ x ¾ in-15p.  
**ALUMINIUM PANELS.** 6 x 4-24p; 8 x 6-38p; 14 x 3-40p; 10 x 7-54p; 12 x 8-70p; 12 x 5-44p; 16 x 6-70p; 14 x 9-94p; 12 x 12-£1; 16 x 10-£1.16.  
**PLASTIC AND ALI BOXES IN STOCK. MANY SIZES VARICAP FM TUNER HEAD** with circuit & connections. Some technical knowledge required **£4.95.**  
**TAG STRIP** 28-watt 12p.  
**TAPE OSCILLATOR COIL.** Valve type, 35p.  
**BRIDGE RECTIFIER** 200V PIV ½ amp 50p. 8 amp £2.50.  
**TOGGLE SWITCHES** S.P. 30p. D.P. S.T. 40p. D.P.D.T. 50p.  
**MANY OTHER TOGGLES IN STOCK. Please enquire.**  
**PICK-UP CARTRIDGES** ACOS, GP91 £1.50. GP95 £2.50.  
**SONOTONE** stereo £2.00. **ADAstra** magnetic £6.  
**WIRE-WOUND RESISTORS** 5 watt, 10 watt, 15 watt 15p.  
**CASSETTE MOTOR.** 6 volt £1.00.

**R.C.S. SOUND TO LIGHT KIT Mk. 2 £17**  
Kit of parts to build a 3 channel sound to light unit 1,000 watts per channel. Suitable for home use. Easy to build. Full instructions supplied. Cabinet £4 extra. Will operate from 200MV to 100 watt signal. Post 35p

**R.C.S. LOW VOLTAGE STABILISED POWER PACK KITS £2.95**  
All parts and instructions with Zener diode, printed circuit rectifiers and double wound mains transformer. Input 200/240V a.c. Output voltages available, 6 or 7.5 or 9 or 12V d.c. up to 100mA or less. Size 3 x 2½ x 1½ in. Please state voltage required. Post 45p

**R.C.S. POWER PACK KIT £3.35**  
12 VOLT, 750mA. Complete with printed circuit board and assembly instructions. 12 VOLT 300mA KIT. £3.15. Post 30p

**R.C.S. "MINOR" 10 watt AMPLIFIER KIT**  
This kit is suitable for record players, guitars, tape playback, electronic instruments or small P.A. systems. Two versions available Mono. £12.50; Stereo. £20. Post 45p. Specification 10W per channel; input 100mV; size 9½ x 3 x 2 in. approx. S.A.E. details. Full instructions supplied. A.C. mains powered.

**R.C.S. DRILL SPEED CONTROLLER / LIGHT DIMMER KIT. £3.25**  
Easy to build kit. Printed circuit Will control up to 480 watts AC mains Post 35p

**R.C.S. STEREO PRE-AMP KIT. All parts to build this pre-amp. Inputs for high, medium or low imp per channel, with volume control and P.C. Board £2.95**  
Can be ganged to make multi-way stereo mixers Post 35p

**MAINS TRANSFORMERS** ALL POST 75p.

250-0-250V 70mA, 6.3V, 2A	£3.45
250-0-250V 80mA, 6.3V, 3.5A, 6.3V 1A	£4.60
350-0-350V 80mA, 6.3V, 3.5A, 6.3V 1A	£5.80
300-0-300V 120mA, 2x6.3V 2A C.T., 5V 2A	£5.50
220V 45mA, 6.3V 2A	£1.75
HEATER TRANSFORMER, 6.3V ½ amp	£1.00
Ditto 3 amp	£1.75

**GENERAL PURPOSE LOW VOLTAGE. Tapped outputs**

2 amp, 3, 4, 5, 6, 8, 9, 10, 12, 15, 18, 25 and 30V	£5.30
1 amp, 6, 8, 10, 12, 16, 18, 20, 24, 30, 36, 40, 48, 60	£5.30
2 amp, 6, 8, 10, 12, 16, 18, 20, 24, 30, 36, 40, 48, 60	£8.50
3 amp, 6, 8, 10, 12, 16, 18, 20, 24, 30, 36, 40, 48, 60	£11.00
5 amp, 6, 8, 10, 12, 16, 18, 20, 24, 30, 36, 40, 48, 60	£14.50

12V, 100mA	£1.00	20V, 40V, 60V, 1 amp	£3.50
12V, 750mA	£1.30	12V, 3 amp	£2.95
10-0-10V 2 amp	£2.45	10V, 30V, 40V, 2 amp	£2.75
30V, 5 amp end 17V-0-17V, 2 amp	£3.45	40V, 2 amp	£2.95
0, 5, 8, 10, 16V, ½ amp	£1.95	20V, 1 amp	£2.20
9V, 3 amp	£2.75	20V-0-20V, 1 amp	£2.95
25-0-25V 2 amp	£3.50	30V-0-30V, 2 amp	£7.00
30V, 2 amp	£3.00	2 of 18V, 6 amp, each	£9.00
30V, 1½ amp	£2.75	12-0-12V, 2 amp	£2.95
		9V, ½ amp	£1.30

**AUTO TRANSFORMERS.** 115V to 230V or 230V to 115V 150W £5.00  
250W £6.00. 400W £7.00. 500W £8.00

**FULL WAVE BRIDGE CHARGER RECTIFIERS.**  
6 or 12V outputs, 2 amp 75p. 4 amp £1.25

**CHARGER TRANSFORMERS** ½ amp £3.50  
4 amp £6.80  
12V, 1½ amp Half Wave Selenium Rectifier 25p

**COMPACT SPEAKERS £16 pair** Post £1.30  
Teak or White. 13 x 10 x 6 in. approx. 50 to 14,000 cps. 10 watts, 4 or 8 ohms.



**EXTENSION SPEAKERS £3.95 ea.**  
Globe shaped cases in high gloss mouldings of red or green, are finished with chrome frontal trim and provided with screw-on rubber inset protective bases. In addition, 2½ metres of strong lead already fitted with phono plug is supplied. Full Range Quality Frequency Response Impedance: 8 ohms Power Peak: 5 watts



**LOW VOLTAGE ELECTROLYTICS**  
1, 2, 4, 5, 8, 16, 25, 30, 50, 100, 200mF 15V 10p.  
500mF 12V 15p; 25V 20p; 50V 30p;  
1000mF 12V 17p; 25V 35p; 50V 47p; 100V 70p.  
2000mF 6V 25p; 25V 42p; 420mF 500V £1.30.  
500mF 50V 62p; 3000mF 25V 47p; 50V 65p.  
3900mF 100V £1.60. 4700mF 63V £1.20. 2700mF / 76V £1.  
5000mF 6V 25p; 12V 42p; 35V 85p. 5600mF / 76V £1.75

**HIGH VOLTAGE ELECTROLYTICS**  
8/350V 22p 8+8/450V 50p 50+50/300V 50p  
16/350V 30p 8+16/450V 50p 32+32/450V 75p  
32/500V 75p 16+16/450V 50p 100+100/275V 65p  
50/350V 50p 32+32/350V 50p 150+200/275V 70p

**MANY OTHER ELECTROLYTICS IN STOCK**  
**SHORT WAVE** 100pF air spaced gangable tuner, 95p.  
**TRIMMERS** 10pF, 30pF, 50pF, 5p, 100pF, 150pF, 15p.  
**CERAMIC**, 1pF to 0.01mF, 5p. Silver Mica 2 to 5000pF, 5p.  
**PAPER** 350V-0.1 7p; 0.5 13p; 1mF 150V 20p; 2mF 150V 20p; 500V-0.001 to 0.05 12p; 0.1 15p; 0.25 25p; 0.47 35p.  
**MICRO SWITCH SINGLE POLE CHANGEOVER 20p.**  
**SUB-MIN MICRO SWITCH, 25p.** Single pole change over.  
**TWIN GANG, 385 + 385pF 50p; 500pF standard 75p.**  
365 + 365 + 25 + 25pF. Slow motion drive 65p.  
**120pF TWIN GANG, 50p; 365pF TWIN GANG, 50p.**  
**NEON PANEL INDICATORS 250V.** Amber or red 30p.  
**RESISTORS.** 1Ω to 10M. ¼W, ½W, 1W, 20% 2p; 2W, 10p.  
**HIGH STABILITY.** ½W 2% 10 ohms to 1 meg., 12p.  
Ditto 5%. Preferred values 10 ohms to 10 meg., 5p.

**ELECTRO MAGNETIC PENDULUM MECHANISM 95p** Post 30p.  
1.5V d.c. operation over 300 hours continuous on SP2 battery, fully adjustable swing and speed. Ideal displays, teaching electro magnetism or for metronome, strobe, etc.

**BAKER MAJOR 12" £16.88** Post £1.00



30-14,500 c/s. 12in. double cone, woofer and tweeter cone together with a BAKER ceramic magnet assembly having a flux density of 14,000 gauss and a total flux of 145,000 Maxwells. Bass resonance 40 c/s. Rated 25W. NOTE: 4 or 8 or 16 ohms must be stated.

**Module kit, 30-17,000 c/s with tweeter, crossover, baffle and instructions. £20.52** Post £1.60 each  
Please state 4 or 8 or 16 ohms.


**BAKER "BIG-SOUND" SPEAKERS. Post £1 each.**

"Group 25"		"Group 35"		"Group 50/15"	
12in	30W	12in	40W	15in	75W
1 or 8 or 16 ohm	<b>£12.96</b>	4 or 8 or 16 ohm	<b>£15.12</b>	8 or 16 ohm	<b>£36.72</b>

**BAKER LOUSPEAKER, 12 INCH, 60 WATT. GROUP 50/12, 4 OR 8 OR 16 OHM HIGH POWER. FULL RANGE PROFESSIONAL QUALITY. RESPONSE 30-16,000 CPS MASSIVE CERAMIC MAGNET WITH ALUMINIUM PRESENCE CENTRE DOME. £22.68** Post £1.60

**TEAK VENEERED HI-FI SPEAKERS AND CABINETS**  
For 13x8in. or 8in. speaker **£8.50** Post £1  
For 6½in. speaker and tweeter 12x8x6in. **£5.95** Post 75p  
Many other cabinets in stock. Phone your requirements.  
**SPEAKER COVERING MATERIALS.** Samples Large S.A.E.  
**LOUDSPEAKER CABINET WADDING** 18in wide 20p ft.

**R.C.S. 100 watt VALVE AMPLIFIER CHASSIS**



Four inputs. Four way mixing, master volume, treble and bass controls. Suits all speakers. This professional quality amplifier chassis is suitable for all groups, disco, P.A., where high quality power is required. 5 speaker outputs. A/C mains operated. Slave output socket. Produced by demand for a quality valve amplifier. 100V line output to order £10 extra. Suitable carrying cab **£16.50** Price **£99** carr. £6.00

Horn tweeters 2-16kc/s. 10W 8 ohm or 16 ohm **£3.60.**  
Audax Tweeters 3-18kc/s. 50W 8 ohm **£7.50.**  
**CROSSOVERS. TWO-WAY** 3000 c/s 3 or 8 or 15 ohm **£1.90.** 3-way 950 cps/3000 cps. **£2.20.**  
**LOUDSPEAKERS P.M. 3 OHM** 7x4in. **£1.50;** 6½in. **£1.95;** 8x5in. **£1.90;** 8in. **£2.50.**  
**SPECIAL OFFER:** 80 ohm, 2½in., 2¾in., 35 ohm, 3in., 25 ohm, 2½in., 3in., 5x3in., 7x4in., 8 ohm, 2½in., 3in., 3in., 5in., 15 ohm, 3½in., 4in., 6x4in., 7x4in., 5x3in., 3 ohm, 2½in., 2¾in., 3in., 5in. dia. **£1.50 each.**  
**PHILIPS LOUSPEAKER, 8in., 4 ohms, 4 watts £1.95**  
**RICHARD ALLAN TWIN CONE LOUSPEAKERS**  
8in. diameter 4W **£2.50.** 10in. diameter 5W **£2.95;** 12in. diameter 6W **£3.50.** 3/8/15 ohms, please state.  
**MOTOROLA PIEZO ELECTRIC HORN TWEETER. £7.95**  
Handles up to 100 watts. No crossover required.

**BLACK PLASTIC CONSTRUCTION BOX** with brushed aluminium fascia. Sturdy job. Size 6¼ x 4¾ x 2in. **£1.50**

**BAKER 150 WATT PROFESSIONAL MIXER AMPLIFIER**



All purpose transistorised. Ideal for Groups, Disco and P.A. 4 inputs speech and music. 4 way mixing. Output 4 8/16 ohms. A.C. Mains. Separate treble and bass controls. Master volume control. 100 volt line model **£99** **£85** £1.50 carr.

**LOW VOLTAGE POWER PACK FOR MODELS**  
Ready made. Famous make. Will supply 10 volts D.C. at 400mA. With terminals and mains lead. **£2.95** Post 50p

**GOODMANS COMPACT 12-INCH BASS WOOFER**



Standard 12in. diameter fixing with cut sides 12" x 10" 14,000 Gauss magnet. 20 watts R.M.S. 4 ohm imp. Bass resonance = 30 c.p.s. Frequency response 30-8000 c.p.s. **£9.95 each** Post £1

**ALUMINIUM HEAT SINKS. FINNED TYPE.** Sizes 5" x 4" x 1" 95p. 6½" x 2" x 2¼" 65p.  
**JACK PLUGS.** Plastic 25p; Metal 30p.  
**JACK PLUGS Stereo Plastic 30p; Metal 35p.**  
**JACK SOCKETS.** Open 20p; Closed 25p.  
**JACK SOCKETS Stereo Open 25p; Closed 30p.**  
**FREE SOCKETS** — Cable end 30p.  
**2.5mm and 3.5mm JACK SOCKETS 15p.**  
**2.5mm and 3.5mm JACK PLUGS 15p.**  
**DIN TYPE CONNECTORS**  
Sockets 3-pin, 5-pin 10p. Free Sockets 3-pin, 5-pin 25p.  
Plugs 3-pin 20p; 5-pin 25p.  
**PHONO PLUGS AND SOCKETS ea. 10p.**  
Free Socket for cable end ea. 15p.  
**Screened Phono Plugs ea. 15p.**  
**TV CONVERGENCE POTS** 15p each  
Values = 5, 7, 10, 20, 50, 100, 200, 250, 470, 2000 ohms.


**MONO PRE-AMPLIFIER.** Mains operated solid state pre-amplifier unit designed to complement amplifiers without low level phono and tape input stages. This free standing cabinet incorporates circuitry for automatic R.I.A.A. equalisation on magnetic phono input and N.A.B. equalisation for tape heads. **£4.50** Post 50p



<b>TTLs by TEXAS</b> 7400 13p 74176 85p 7401 14p 74177 90p 7402 14p 74178 100p 7403 14p 74180 90p 7404 17p 74181 200p 7405 19p 74182 150p 7406 32p 74185 150p 7407 32p 74186 150p 7408 19p 74190 100p 7409 19p 74191 100p 7410 15p 74192 100p 7411 24p 74193 100p 7412 20p 74194 100p 7413 30p 74195 95p 7414 60p 74196 95p 7416 27p 74197 80p 7417 27p 74198 150p 7420 17p 74199 150p 7421 40p 74200 100p 7422 22p 74221 100p 7423 34p 74251 140p 7425 30p 74259 250p 7426 40p 74265 90p 7427 34p 74278 290p 7428 36p 74283 190p 7430 17p 74283 190p 7432 30p 74284 400p 7433 40p 74285 400p 7437 35p 74290 150p 7438 35p 74293 150p 7440 17p 74298 200p 7441 70p 74298 200p 7442A 60p 74365 150p 7443 112p 74366 150p 7444 112p 74367 120p 7445 100p 74368 150p 7446A 83p 74393 200p 7447A 80p 74393 200p 7448 80p 74490 225p 7450 17p 74LS00 18p 7451 17p 74LS02 18p 7452 17p 74LS04 20p 7453 17p 74LS04 20p 7454 17p 74LS04 20p 7455 17p 74LS04 20p 7456 36p 74LS10 20p 7457 30p 74LS11 40p 7458 30p 74LS13 45p 7459 30p 74LS14 72p 7460 30p 74LS20 22p 7461 30p 74LS22 28p 7462 30p 74LS27 35p 7463 100p 74LS30 22p 7464 84p 74LS32 40p 7465 80p 74LS47 90p 7466 100p 74LS55 30p 7467 110p 74LS57 40p 7468 34p 74LS74 40p 7469 210p 74LS75 50p 7470A 33p 74LS83 110p 7471 80p 74LS85 100p 7472A 46p 74LS86 100p 7473A 33p 74LS90 60p 7474 84p 74LS93 60p 7475A 70p 74LS107 45p 7476 65p 74LS112 100p 7477 180p 74LS123 75p 7478 130p 74LS134 180p 7479 85p 74LS132 120p 7480 65p 74LS133 60p 7481 24p 74LS138 60p 7482 65p 74LS139 60p 7483 55p 74LS151 100p 7484 70p 74LS153 80p 7485 110p 74LS157 60p 7486 130p 74LS158 120p 7487 210p 74LS160 130p 7488 110p 74LS161 100p 7489 110p 74LS162 100p 7490 110p 74LS163 100p 7491 55p 74LS164 120p 7492 55p 74LS165 180p 7493 60p 74LS166 180p 7494 75p 74LS173 110p 7495 75p 74LS174 110p 7496 75p 74LS175 110p 7497 70p 74LS181 320p 7498 200p 74LS190 100p 7499 80p 74LS191 100p 7500 150p 74LS192 140p 7501 150p 74LS193 140p 7502 150p 74LS195 140p 7503 70p 74LS196 120p 7504 70p 74LS221 140p 7505 100p 74LS240 175p 7506 90p 74LS241 175p 7507 90p 74LS242 175p 7508 100p 74LS243 175p 7509 100p 74LS244 175p 7510 100p 74LS245 170p 7511 100p 74LS251 200p 7512 100p 74LS253 140p 7513 100p 74LS257 120p 7514 100p 74LS258 160p 7515 130p 74LS259 175p 7516 140p 74LS273 130p 7517 200p 74LS279 130p 7518 200p 74LS298 245p 7519 720p 74LS324 200p 7520 120p 74LS373 200p 7521 83p 74LS374 195p		<b>4000 SERIES</b> 4000 15p 4001 17p 4002 17p 4003 95p 4007 15p 4008 80p 4009 40p 4010 50p 4011 17p 4012 15p 4013 50p 4014 84p 4015 84p 4016 85p 4017 80p 4018 85p 4019 45p 4020 100p 4021 110p 4022 100p 4023 22p 4024 50p 4025 20p 4026 130p 4027 50p 4028 84p 4029 84p 4030 55p 4031 200p 4032 180p 4033 200p 4034 200p 4035 110p 4036 110p 4037 80p 4038 80p 4039 80p 4040 90p 4041 80p 4042 80p 4043 90p 4044 90p 4046 110p 4047 110p 4048 55p 4049 32p 4050 49p 4051 80p 4052 80p 4053 80p 4054 125p 4055 130p 4056 130p 4059 600p 4060 115p 4061 120p 4062 110p 4063 110p 4064 110p 4065 110p 4066 55p 4067 450p 4068 22p 4069 20p 4070 30p 4071 22p 4072 22p 4073 22p 4075 22p 4076 107p 4081 22p 4082 22p 4083 80p 4093 80p 4094 120p 4098 107p 4111 11p 4502 120p 4503 80p 4507 55p 4510 99p 4511 150p 4514 250p 4516 110p 4518 100p 4520 100p 4528 100p 4543 180p 4553 450p 4554 250p 4583 90p 4584 90p 40014 90p 40085 200p 40097 90p 14411 11p 14412 11p 14433 11p		<b>93 SERIES</b> 9301 175p 9302 315p 9303 275p 9311 275p 9312 160p 9314 165p 9316 225p 9321 225p 9322 150p 9334 225p 9368 200p 9370 200p 9374 200p <b>RESISTORS</b> Carbon film 5% High Tab. Min. 1/4w 10Ω-1MΩ E12 1p 1/2w 10Ω-10MΩ E12 1.5p Quantity prices available on request.		<b>TRANSISTORS</b> AC126 25p AC127/B 20p AC187/B 25p AF167/7 30p AD149 70p AD161/2 45p BC107/B 11p BC108 90p BC117 20p BC147 8p BC149 10p BC157/B 10p BC159 11p BC169 12p BC172 12p BC177/B 17p BC179 18p BC182/3 10p BC184 11p BC185 70p BC212/3 11p BC214 12p BC461 36p BC477/B 30p BC478 30p BC54/B 16p BC549C 16p BC549E 16p BC557B 16p BC559C 18p BC570 18p BC771/2 22p BD131/2 50p BD135/6 54p BD139 56p BD140 60p BD242 70p BD56 200p BF200 32p BF244B 35p BF256B 70p BF257/B 32p BF259 36p BF3R9 30p BF4R0 30p BF4R1 30p BF4R7 30p BF4R8 30p BF4R9 30p BFZ29 30p BFX30 34p BFX40/5 30p BFX86/7 30p BFX93/4 18p BFW10 22p BFY50 90p BFY51/2 22p BFY56 33p BFY90 90p BLV83 70p BR39 45p BSX19/20 BU104 225p BU105 190p BU109 250p BU205 200p BU208 200p BU406 145p MU481 175p MU491 200p MU2501 225p MU2955 100p MU3001 225p MU3E40 65p MUE2955 100p MUE355 70p MFS4/B 16p MFF103/4 40p MFF105/6 40p MPSA06 30p MPSA12 50p MPSA66 32p MPSU06 63p MPSU56 78p OC28 130p OC3 130p R2008B 200p R2010B 200p TIP29A 40p TIP29C 55p TIP30A 48p TIP31A 60p TIP31C 62p TIP32A 62p TIP32C 82p TIP33A 80p TIP33C 114p TIP34A 115p TIP34C 160p TIP35A 225p TIP35C 200p TIP36A 270p TIP36C 340p TIP41A 65p TIP41C 78p TIP42A 78p TIP42C 82p TIP2955 78p TIP3055 70p TIP343 34p TIP393 30p TIP42C 82p ZTX300 15p ZTX500 15p ZTX502 18p ZTX504 30p ZTX504A 250p ZTX505 30p ZTX507 27p ZTX508 27p ZTX512 72p ZTX517 19p ZTX519 63p ZTX520 27p ZTX524 55p ZTX525 25p ZTX526 25p ZTX527 25p ZTX528 25p ZTX529 25p ZTX530 25p ZTX531 25p ZTX532 25p ZTX533 25p ZTX534 25p ZTX535 25p ZTX536 25p ZTX537 25p ZTX538 25p ZTX539 25p ZTX540 25p ZTX541 25p ZTX542 25p ZTX543 25p ZTX544 25p ZTX545 25p ZTX546 25p ZTX547 25p ZTX548 25p ZTX549 25p ZTX550 25p ZTX551 25p ZTX552 25p ZTX553 25p ZTX554 25p ZTX555 25p ZTX556 25p ZTX557 25p ZTX558 25p ZTX559 25p ZTX560 25p ZTX561 25p ZTX562 25p ZTX563 25p ZTX564 25p ZTX565 25p ZTX566 25p ZTX567 25p ZTX568 25p ZTX569 25p ZTX570 25p ZTX571 25p ZTX572 25p ZTX573 25p ZTX574 25p ZTX575 25p ZTX576 25p ZTX577 25p ZTX578 25p ZTX579 25p ZTX580 25p ZTX581 25p ZTX582 25p ZTX583 25p ZTX584 25p ZTX585 25p ZTX586 25p ZTX587 25p ZTX588 25p ZTX589 25p ZTX590 25p ZTX591 25p ZTX592 25p ZTX593 25p ZTX594 25p ZTX595 25p ZTX596 25p ZTX597 25p ZTX598 25p ZTX599 25p ZTX600 25p ZTX601 25p ZTX602 25p ZTX603 25p ZTX604 25p ZTX605 25p ZTX606 25p ZTX607 25p ZTX608 25p ZTX609 25p ZTX610 25p ZTX611 25p ZTX612 25p ZTX613 25p ZTX614 25p ZTX615 25p ZTX616 25p ZTX617 25p ZTX618 25p ZTX619 25p ZTX620 25p ZTX621 25p ZTX622 25p ZTX623 25p ZTX624 25p ZTX625 25p ZTX626 25p ZTX627 25p ZTX628 25p ZTX629 25p ZTX630 25p ZTX631 25p ZTX632 25p ZTX633 25p ZTX634 25p ZTX635 25p ZTX636 25p ZTX637 25p ZTX638 25p ZTX639 25p ZTX640 25p ZTX641 25p ZTX642 25p ZTX643 25p ZTX644 25p ZTX645 25p ZTX646 25p ZTX647 25p ZTX648 25p ZTX649 25p ZTX650 25p ZTX651 25p ZTX652 25p ZTX653 25p ZTX654 25p ZTX655 25p ZTX656 25p ZTX657 25p ZTX658 25p ZTX659 25p ZTX660 25p ZTX661 25p ZTX662 25p ZTX663 25p ZTX664 25p ZTX665 25p ZTX666 25p ZTX667 25p ZTX668 25p ZTX669 25p ZTX670 25p ZTX671 25p ZTX672 25p ZTX673 25p ZTX674 25p ZTX675 25p ZTX676 25p ZTX677 25p ZTX678 25p ZTX679 25p ZTX680 25p ZTX681 25p ZTX682 25p ZTX683 25p ZTX684 25p ZTX685 25p ZTX686 25p ZTX687 25p ZTX688 25p ZTX689 25p ZTX690 25p ZTX691 25p ZTX692 25p ZTX693 25p ZTX694 25p ZTX695 25p ZTX696 25p ZTX697 25p ZTX698 25p ZTX699 25p ZTX700 25p ZTX701 25p ZTX702 25p ZTX703 25p ZTX704 25p ZTX705 25p ZTX706 25p ZTX707 25p ZTX708 25p ZTX709 25p ZTX710 25p ZTX711 25p ZTX712 25p ZTX713 25p ZTX714 25p ZTX715 25p ZTX716 25p ZTX717 25p ZTX718 25p ZTX719 25p ZTX720 25p ZTX721 25p ZTX722 25p ZTX723 25p ZTX724 25p ZTX725 25p ZTX726 25p ZTX727 25p ZTX728 25p ZTX729 25p ZTX730 25p ZTX731 25p ZTX732 25p ZTX733 25p ZTX734 25p ZTX735 25p ZTX736 25p ZTX737 25p ZTX738 25p ZTX739 25p ZTX740 25p ZTX741 25p ZTX742 25p ZTX743 25p ZTX744 25p ZTX745 25p ZTX746 25p ZTX747 25p ZTX748 25p ZTX749 25p ZTX750 25p ZTX751 25p ZTX752 25p ZTX753 25p ZTX754 25p ZTX755 25p ZTX756 25p ZTX757 25p ZTX758 25p ZTX759 25p ZTX760 25p ZTX761 25p ZTX762 25p ZTX763 25p ZTX764 25p ZTX765 25p ZTX766 25p ZTX767 25p ZTX768 25p ZTX769 25p ZTX770 25p ZTX771 25p ZTX772 25p ZTX773 25p ZTX774 25p ZTX775 25p ZTX776 25p ZTX777 25p ZTX778 25p ZTX779 25p ZTX780 25p ZTX781 25p ZTX782 25p ZTX783 25p ZTX784 25p ZTX785 25p ZTX786 25p ZTX787 25p ZTX788 25p ZTX789 25p ZTX790 25p ZTX791 25p ZTX792 25p ZTX793 25p ZTX794 25p ZTX795 25p ZTX796 25p ZTX797 25p ZTX798 25p ZTX799 25p ZTX800 25p ZTX801 25p ZTX802 25p ZTX803 25p ZTX804 25p ZTX805 25p ZTX806 25p ZTX807 25p ZTX808 25p ZTX809 25p ZTX810 25p ZTX811 25p ZTX812 25p ZTX813 25p ZTX814 25p ZTX815 25p ZTX816 25p ZTX817 25p ZTX818 25p ZTX819 25p ZTX820 25p ZTX821 25p ZTX822 25p ZTX823 25p ZTX824 25p ZTX825 25p ZTX826 25p ZTX827 25p ZTX828 25p ZTX829 25p ZTX830 25p ZTX831 25p ZTX832 25p ZTX833 25p ZTX834 25p ZTX835 25p ZTX836 25p ZTX837 25p ZTX838 25p ZTX839 25p ZTX840 25p ZTX841 25p ZTX842 25p ZTX843 25p ZTX844 25p ZTX845 25p ZTX846 25p ZTX847 25p ZTX848 25p ZTX849 25p ZTX850 25p ZTX851 25p ZTX852 25p ZTX853 25p ZTX854 25p ZTX855 25p ZTX856 25p ZTX857 25p ZTX858 25p ZTX859 25p ZTX860 25p ZTX861 25p ZTX862 25p ZTX863 25p ZTX864 25p ZTX865 25p ZTX866 25p ZTX867 25p ZTX868 25p ZTX869 25p ZTX870 25p ZTX871 25p ZTX872 25p ZTX873 25p ZTX874 25p ZTX875 25p ZTX876 25p ZTX877 25p ZTX878 25p ZTX879 25p ZTX880 25p ZTX881 25p ZTX882 25p ZTX883 25p ZTX884 25p ZTX885 25p ZTX886 25p ZTX887 25p ZTX888 25p ZTX889 25p ZTX890 25p ZTX891 25p ZTX892 25p ZTX893 25p ZTX894 25p ZTX895 25p ZTX896 25p ZTX897 25p ZTX898 25p ZTX899 25p ZTX900 25p ZTX901 25p ZTX902 25p ZTX903 25p ZTX904 25p ZTX905 25p ZTX906 25p ZTX907 25p ZTX908 25p ZTX909 25p ZTX910 25p ZTX911 25p ZTX912 25p ZTX913 25p ZTX914 25p ZTX915 25p ZTX916 25p ZTX917 25p ZTX918 25p ZTX919 25p ZTX920 25p ZTX921 25p ZTX922 25p ZTX923 25p ZTX924 25p ZTX925 25p ZTX926 25p ZTX927 25p ZTX928 25p ZTX929 25p ZTX930 25p ZTX931 25p ZTX932 25p ZTX933 25p ZTX934 25p ZTX935 25p ZTX936 25p ZTX937 25p ZTX938 25p ZTX939 25p ZTX940 25p ZTX941 25p ZTX942 25p ZTX943 25p ZTX944 25p ZTX945 25p ZTX946 25p ZTX947 25p ZTX948 25p ZTX949 25p ZTX950 25p ZTX951 25p ZTX952 25p ZTX953 25p ZTX954 25p ZTX955 25p ZTX956 25p ZTX957 25p ZTX958 25p ZTX959 25p ZTX960 25p ZTX961 25p ZTX962 25p ZTX963 25p ZTX964 25p ZTX965 25p ZTX966 25p ZTX967 25p ZTX968 25p ZTX969 25p ZTX970 25p ZTX971 25p ZTX972 25p ZTX973 25p ZTX974 25p ZTX975 25p ZTX976 25p ZTX977 25p ZTX978 25p ZTX979 25p ZTX980 25p ZTX981 25p ZTX982 25p ZTX983 25p ZTX984 25p ZTX985 25p ZTX986 25p ZTX987 25p ZTX988 25p ZTX989 25p ZTX990 25p ZTX991 25p ZTX992 25p ZTX993 25p ZTX994 25p ZTX995 25p ZTX996 25p ZTX997 25p ZTX998 25p ZTX999 25p ZTX1000 25p		<b>DIODES</b> BY127 12p OA47 9p OA81 15p OA85 15p OA90 9p OA91 9p OA95 9p OA200 9p OA202 10p IN914 4p 	
--	--	---	--	---	--	--	--	---	--




Circuit Services  
6 Elmbridge Drive  
Ruislip, Middx.  
Phone: 76962



# Radiocode Clocks

As supplied to the National Physical Laboratory



Our range of Radiocode Clocks are extremely advanced and flexible instruments which automatically receive, decode and display the atomic time and date information transmitted by Rugby MSF or DCF77 at Mainflingen, W. Germany. All models are portable and self contained, and have a crystal back-up system. A highly refined receiver allows operation throughout most of Europe and in difficult areas such as basements or near electrically noisy machines. A range of optional outputs enable the clocks to control other equipment, and additional modules allow variable alarm times and durations to be programmed. Accessories include a magnetic-tape interface which records a time code on one channel of any low cost tape recorder. The recorded time can then be replayed through a clock.

For applications where time is important, a Radiocode Clock can provide the most accurate yet inexpensive solution.

Prices from £275.00

WW-092 FOR FURTHER DETAILS

# SPARES PROBLEMS?

We are wholesale distributors of a wide range of electronic components for industrial video and radio applications. Export quotations from our Reading office:

## UNIVERSAL RADIO SPARES LTD

6 Sutcliffe Avenue  
Earley, Reading, Berkshire, U.K.

<b>TRANSISTORS</b>	p	*BF336	32	<b>DIODES</b>	p	7409	17
AS766	86	*BF337	28	*AA119	7	7420	15
BC107/3	9	*BF880	23	*BB105A	27	7427	17
BC109	9	*BF150/2	18	*BB105B	30	7430	17
*BC132	14	BSX19/20	16	*BT127	5	7445	80
*BC147/8	8	BT106	110	IN4001/2	10	7440	15
*BC149	9	*BU205	150	IN4004/5	6	7474	25
*BC157/8	9	*BU208	160	IN4006/7	7	7473	20
*BC159	10	*BU208A	175	*IS44	4	7474	27
*BC207B	11	CT100	44	*IS940/1	4	7476	30
BC351	10	NEJ340	43			7480	45
BCY70/1	15	NEJ520	43	<b>LINEAR ICs</b>	p	7482	69
BCY72	15	OC201	72	7418 BP	19	7483	72
BD115	43	*R2008B	170	555 BP	27	7490	33
BD131/2	34	*R2010B	170	*76033N	170	7491	75
BD135/7	35	TP31A	39	*76013N	130	7495	60
BD138/9	36	TP32A	46	*76023N	130	7496	57
BD695A	65	TP42A	61	*76033M	170	74100	105
BD696A	65	TP42A	62	*TBA120A	60	74107	29
BF115	18	*TX212/B	16	*TBA800	80	74121	25
BF183/4	9	*TX302	11			74123	48
*BF194/5	9	ZN930	16	<b>TTL</b>	p	74151	54
*BF197	10	ZN353	20	7400	13	74155	64
*BF198	16	ZN305S	50	7401	13	74157	54
BF200	28	*ZN3703/5	9	7402	13	74157	65
BF257	26	ZN4443	80	7404	14	74164	105
BF258/9	26	ZN 3702/4	9	7405	14	74190	100
BF324	26	ZN 3819	21	7408	17	74193	100

Discounts: 25 + 10% (of any one type)  
Min order £2.00. P&P 30p. VAT please add 8% except those marked \* which are 12.5%.  
S.A.E. for lists. Export, wholesale and industrial enquiries welcome

### K & A DISTRIBUTORS

52 Barkby Road, Syston, Leicester, LE7 8AF. Tel. 0533 609391

## TRANSFORMERS

### SAME-DAY DESPATCH

MAINS ISOLATOR				VAT 8% 12 or 24-VOLT			
PRI 120 or 240V Sec 120 or 240V				Separate 12V windings Pri 220-240V			
Centre Tapped and Screened							
Ref.	VA (Watts)	£	P&P	Ref.	Amps	£	P&P
07*	20	4.40	.79	111	0.5	0.25	2.20 .45
149	60	6.70	.96	213	1.0	0.5	2.64 .78
150	100	7.61	1.14	71	2	1	3.51 .78
151	200	11.16	1.14	18	4	2	4.03 .96
152	250	13.28	1.50	70	6	3	5.35 .96
153	350	16.43	1.84	108	8	4	7.42 1.14
154	500	20.47	2.15	72	10	5	8.12 1.14
155	750	29.06	OA	116	12	6	8.99 1.32
156	1000	37.20	OA	17	16	8	10.72 1.32
157	1500	51.38	OA	115	20	10	13.98 2.08
158	2000	81.81	OA	187	30	15	17.05 2.08
159	3000	86.66	OA	226	60	30	36.14 OA

\*115 or 240 sec. only. State volts required. Pri 0.220-240V.

### 50 VOLT RANGE

Pri 220-240V. Sec. 0-20-25-33-40-50V.  
Voltages available 5, 7, 8, 10, 13, 15, 17, 20, 25, 30, 33, 40 or 20V-0-20V and 25V-0-25V. Screened

Ref.	Amps	£	P&P
102	0.5	3.41	.78
103	1.0	4.57	.96
104	2.0	7.16	1.14
105	3.0	8.56	1.32
106	4.0	15.06	1.50
107	6.0	14.62	1.64
118	8.0	20.26	2.08
119	10.0	24.98	OA

### 60 VOLT RANGE

Pri 220-240V. Sec. 0-24-30-40-48-60V. Voltages available 6, 8, 10, 12, 16, 18, 20, 24, 30, 36, 40, 48, 60V, or 24V-0-24V and 30V-0-30V

Ref.	Amps	£	P&P
124	0.5	3.88	.96
126	1.0	5.91	.96
127	2.0	7.60	1.14
125	3.0	11.00	1.32
123	4.0	12.52	1.84
40	5.0	15.84	1.64
120	6.0	18.06	1.84
121	8.0	25.56	OA
122	10.0	29.55	OA
189	12.0	34.06	OA

### HIGH VOLTAGE

MAINS ISOLATING  
Pri 200/220 or 400/440  
Sec. 100V/120 or 200/240

VA	Ref.	£	P&P
60	243	6.70	1.32
350	247	16.43	1.84
1000	250	37.10	OA
2000	252	61.81	OA

### BRIDGE RECTIFIERS

200v	2A	45p
400v	2A	55p
200v	4A	65p
400v	4A	80p
400v	6A	£1.05
100v	100A*	£2.10
500v	12A*	£2.35

\*P&P 15p. VAT 12½% \*VAT 8%

### TEST METERS

AV08 Mk. 5	£81.70
AV071	£33.50
AV073	£45.20
AVOMMS MINOR	£28.66
WEE MEGGER	£66.90
TT169 (tests transistors in circuit)	£34.75
U4315 budget meter (42 ranges) 20kΩ V/DC 1000V AC/DC (9 ranges) 2.5A AC/DC 500K resistance, in robust steel case with leads, full instructions.	£15.85
EM272 316kv	£53.70
DA116 Digital	£102.00
Megger BM7 (Battery)	£44.15
MMS	£27.56

Auto Cases and Accessories P&P £1.15 VAT 8%

### MINIATURE TRANSFORMER

Ref.	Amps	Price	P&P
171	500MA	2.09	.45
172	1A	2.96	.78
173	2A	3.59	.78
174	3A	3.75	86p
175	4A	5.73	96p

### ABS PLASTIC BOXES

Inset brass nuts, slots to take PC cards (boards) flush fitting lid.	
PB1 80mm x 62 x 40	.65p
PB2 100mm x 75 x 40	.73p
PB3 120mm x 100 x 45	.87p
PB4 215mm x 130 x 85	£2.54

P&P 29p. VAT 8%

### ANTEX SOLDERING IRONS

15W £3.75. 25W £3.95  
Stand for above £1.52. P&P 46p. VAT 12½%.

### SCREENED MINIATURES Primary 240V

Ref.	mA	Volts	£	P&P
238	200	3-0-3	2.57	.55
212	1A, 1A	0-6, 0-6	2.85	.78
13	100	9-0-9	2.14	.38
235	330, 330	0-9, 0-9	1.99	.38
207	500, 500	0-8-9, 0-8-9	2.77	.71
208	1A, 1A	0-8-9, 0-8-9	3.53	.78
236	200, 200	0-15, 0-15	1.99	.38
239	50MA	12-0-12	2.57	.38
214	300, 300	0-20, 2-20	2.80	.78
221	700 (DC)	20-12-0-12-20	3.41	.78
206	1A, 1A	0-15-20, 0-15-20	4.63	.96
203	500, 500	0-15-27, 0-15-27	3.99	.96
204	1A, 1A	0-15-27, 0-15-27	6.04	.96

### AUTO TRANSFORMERS

Ref. VA (Watts)	TAPS	£	P&P
113	15 0-115-210-240v	2.48	.71
64	75 0-115-210-240v	4.01	.96
4	150 0-115-200-220-240v	5.35	.96
66	300	7.75	1.14
67	500	10.95	1.64
84	1000	18.76	2.08
93	1500	23.28	OA
95	2000	34.82	OA
73	3000	59.21	OA
80s	4000 0-10-115-200-220-240	76.86	OA
57s	5000	89.50	OA

Step Up or Step Down

### CASED AUTO TRANSFORMERS

240V cable input. USA 115V. Flat pin outlets.				
15VA	£4.96	90	113W	
DC1000V AC 1000V	£7.73	1.14	64W	
AC/DC 1000Ω/V	150VA	£10.01	1.14	4W
250VA	£9.92	1.45	65W	
500VA	£19.17	1.64	67W	
DC-100mA Res. = 150K	750VA	£23.41	1.76	83W
Bargain at £6.45	1000VA	£27.88	2.30	84W
VAT 8% P&P 62p	1500VA	£26.02	OA	93W
	2000VA	£49.97	OA	95W

### PANEL METERS

41 x 41 MM	82 x 82 MM		
0-50µA	£5.50	0-50µA	£6.70
0-500µA	£5.50	0-500µA	£6.70
0-1mA	£5.50	0-1mA	£8.40
0-30V	£5.50	0-30V	£8.40
VU Indicator Panel 90mm 250µA	£3.36		
VU Indicator Edge 54mm x 14mm µA FSD	£2.60		

Carriage 65p VAT 8%  
Purbeck Oscilloscope Transformer 250-0-250 at 80mA, 12.9-0-12.9 at 300 mA, 6.3 at 600 mA. £6.50. P&P 90p.

### NEW RANGE TRANSFORMERS

Pri 0-120; 0-100-120; (120v or 220-240v) Sec. 0-36-48 twice to give 72v or 92v.

2A 12 1/4 PP	£1.40	4A 18 1/7 PP	£1.90
3A 14 7/0 PP	£1.50	5A 26 6/4 PP	£2.20

### ELECTROSIL metal oxide low noise resistors.


PLUG-IN - SAVE BATTERIES  
MVA30. 6, 7.5, 9v at 300mA plugs direct into 13A socket (fused), 4-way multi plug £4.00  
MVA36 13A, Skt. 3, 4.5 6V at 100mA. Ideal for calculators £4.25  
P12 6, 9, 12V DC lamp P&P 55p. VAT 12½% £13.80

PLEASE ADD VAT AFTER P&P  
CATALOGUE NOW AVAILABLE  
SEND 15p STAMPS  
PRICES CORRECT AT 26/10/78

# Barrie Electronics Ltd.

3, THE MINORIES, LONDON EC3N 1BJ  
TELEPHONE: 01-488 3316/8

NEAREST TUBE STATIONS: ALDGATE & LIVERPOOL ST.



Model 178

## Now . . . the next generation of bench DMMs!

Two New Keithley Models offer uncompromising performance and outstanding value!

- Accuracy 3½'s can't match 0.04% + 1 digit on dc volts and ohms.
- Large, bright, 20,000-count LED display that's quick and easy to read.
- Convenient bench size that won't get "lost" yet doesn't crowd.
- Exceptional reliability.

Model 178 offers functions and ranges for most measurement needs 100 $\mu$ V to 1200V dc, 100 $\mu$ V to 1000V ac, 0.1 $\Omega$  to 20M $\Omega$ .

Model 179 is a full-function, multi-feature model offering the same advantages as the 178. Plus:

**TRMS AC; 10 $\mu$ V Sensitivity; Hi and Lo Ohms; AC and DC Current** Yet it's still half the price you'd expect. Only £199.

Both models feature designed-in reliability. Rugged circuits use a minimum of parts — high quality, off-the-shelf parts — carefully assembled and tested by Keithley. Outstanding overload protection and rugged mechanical design keep both units going even after severe abuse. One-year accuracy specifications minimise recalibration costs. A battery option, user installable, gets you off "line" for critical measurements or for field use.

**For complete specifications on the 178 and 179, call Keithley Instruments, 1 Boulton Road, Reading. Phone 0734 861287**

**KEITHLEY**  
The measurement engineers.

WW-048 FOR FURTHER DETAILS

# Only from DARTRON

## Dual Trace 5" scope at 4" price

2Hz-10MHz at 1mV/cm      DC-10MHz at 5mV/cm

Full X-Y Performance at 5mV/cm to 20V/cm

**Dartron D10** \* Triggers from Y1 or Y2

\* Single beam operation from Y1 or Y2

\* Bright line auto and manual trigger

\* Z Modulation \* Fully stabilised

PRICE  
**£199** PLUS 2 YEARS  
GUARANTEE

Check and  
compare our specification




**DARTRON**  
INSTRUMENTS

DARTRON INSTRUMENTS LIMITED  
Cranes Farm Road Basildon Essex  
Tel 0268 285197/8 Telex 884671

PRECISION OSCILLOSCOPES and ELECTRONIC INSTRUMENTS

WW-038 FOR FURTHER DETAILS

# Scopex vital statistics: 2% more in accuracy, around 20% less in price.



**4D-10A**  
**£180.00**



**4D-25**  
**£285.00**



**4S-6**  
**£125.00**

Greater accuracy, lower cost plus something more – a wide range covering dual trace, 10 and 25MHz, long persistence, rack mounted – single trace 6MHz, long persistence and battery-portable models, plus a wide variety of accessories and probes.

The figure of 3% accuracy compares very favourably with the 5% claimed by our competitors. As does the Scopex reputation for producing reliable, easy to use oscilloscopes for just about every application.

Take the 4D – 10A dual trace model. Guaranteed 3% accuracy achieved by a stabilised power supply including the EHT. 10mV – 50V/cm sensitivity, TV field trigger and trace locate. £180.00\*

Or the 4D – 25. Dual trace model with DC – 25MHz bandwidth and 10mV/cm sensitivity. Signal delay allows you to trigger from and see the leading edge of any signal. Trigger level and slope are selected on one dual function control. £285.00\*

For more details of these and the full Scopex range simply return the coupon. Remember what you gain in accuracy, you lose in price.

\* U.K. list price excluding VAT.



Scopex Sales  
Pixmôre Avenue, Letchworth, Herts SG61JJ  
Tel: (04626) 72771

WW1/79

Please send me full details of the Scopex range of oscilloscopes.

Name \_\_\_\_\_

Company \_\_\_\_\_

Address \_\_\_\_\_

Tel.: \_\_\_\_\_

# VALVES

Minimum Order £1.00 VALVES VAD PLEASE ADD 12 1/2 %

A1065	1.25	EL41	0.80	PL509	3.25	3A4	0.60	6J6	0.50	20L1	1.00
AR8	0.80	EL81	1.05	PL802	2.00	3D6	0.40	6J7	0.75	20P1	0.60
ARP3	0.60	EL82	0.60	PL801	1.80	3D21	20.00	6J7G	0.50	20P4	1.10
ATP4	0.50	EL86	0.80	PY33	0.80	3E29	5.50	6K7	0.70	20P5	1.00
B12H	3.00	EL86	0.95	PY80	0.75	5U4G	0.50	6K7G	0.35	20P5	1.00
CY31	0.80	EL90	1.30	PY81/8000.55	3V4	0.85	6K8GT	0.55	25L6GT	0.80	
DAF96	0.80	EL91	1.60	PY82	0.45	5B/254M	6.50	6L6M	1.90	25Z4G	0.70
DET22	19.50	EL95	0.70	PY83	0.50	5B/255M	6.50	6L6GT	0.90	30C15	1.00
DF96	0.80	EL504	0.80	PY88	0.85	5B/258M	6.50	6L7G	0.85	30C17	1.10
DK96	0.80	EL802	1.80	PY80	1.35	5R4GY	1.10	6L18	0.80	30C18	1.10
DH76	0.40	EL822	2.00	PY85	0.75	5U4G	0.85	6L20	0.50	see PCF805	1.00
DL32	0.50	EM31	0.75	PY801	0.60	5V4G	0.65	6Q7G	0.80	30F5	1.00
DY86/87	0.55	EM80	0.60	QVQ03-10.250	5Y3GT	0.65	6SA7	0.55	30F12	1.20	
DY802	0.55	EM81	0.60	QVQ03-12.50	5Z3	1.00	6S7G	0.75	30FL12	1.20	
E55L	7.50	EM84	0.40	VQV06-40A	5Z4G	0.70	6S7J	0.70	30FL14	1.80	
EB8 CC/01	1.30	EM87	1.00	EY51	14.00	5Z4GT	0.75	6S7GT	0.60	30L15	1.00
E180CC	1.30	EY81	0.45	SC1/4000	4.00	6AC7	0.60	6SL7GT	0.75	30P12	1.00
E180E	6.00	EY86/87	0.55	SC1/600	4.00	6AH6	0.70	6SN7GT	0.75	30P11	1.00
E182CC	3.50	EY38	0.55	SP61	0.85	6AK5	0.55	6S07	0.75	30P13	1.10
EA76	2.00	EX80	0.45	TT21	7.50	6AK8	0.40	6V6GT	0.80	30P14	1.00
EAB80	0.50	EY81	0.50	U25	1.00	6AL5	0.40	6X4	0.60	35L6GT	1.00
EC52	0.40	GY501	0.90	U25	0.85	6AL5W	0.65	6X5GT	0.55	35V4	0.60
EB33	1.00	GZ32	0.85	U27	1.00	6AM5	1.60	6Y6G	0.95	35Z4GT	0.70
EBF80	0.50	GZ33	3.50	U191	0.75	6AM6	0.65	6Z4	0.85	50C5	0.70
EBF83	0.50	GZ34	2.00	U281	0.50	6AN8	0.85	6-30L2	0.90	50C8DG	1.50
EBF89	0.50	GZ37	2.50	U301	0.50	6AD5	1.30	7B7	0.80	75C1	0.80
EC81	0.55	K766	4.00	U801	0.60	6A5W	0.80	7V4	0.60	76	0.80
EC82	0.55	K788	5.75	UAB80	0.60	6AS6	0.80	9D2	0.70	78	0.75
EC82	0.50	MH4	1.00	UF42	0.75	6AT6	0.75	9D6	0.75	78	0.75
EC83	1.15	ML6	1.00	UFB70	0.55	6AU6	0.40	10C2	0.80	80	0.75
EC84	0.45	OA2	0.55	UFB89	0.50	6AV6	0.50	10F18	0.60	85A2	2.20
EC85	0.50	OB2	0.60	UBL1	1.00	6AX4GT	0.80	10P13	0.60	723A/B	11.00
EC86	1.25	PABC80	0.40	UBL21	0.75	6AX5GT	1.00	1E2	11.00	803	6.00
EC88	0.60	PC85	0.50	UCC84	0.60	6B7	0.75	12A6	0.60	805	18.00
ECG189	0.80	PC86	0.85	UCC85	0.50	6BA6	0.40	12A6	0.45	807	1.00
ECF80	0.50	PC88	0.75	UCF80	0.80	6BE6	0.50	12A7	0.55	813	10.50
ECF82	0.45	PC900	1.25	UCH81	0.60	6B6GG	1.00	12AU7	0.50	829B	11.00
ECF801	0.75	PC84	0.45	ULC82	0.75	6B6	1.10	12AV6	0.70	832A	4.50
ECH34	0.85	PC88	0.55	UFA1	0.80	6B7A	0.40	12AX7	0.50	866A	2.80
ECH35	1.50	PC189	0.65	UFA0	0.45	6BR7	2.30	12BA6	0.50	931A	2.00
ECH42	0.85	PCF80	0.80	UF85	0.50	6BW6	2.80	12BE6	0.60	954	0.80
ECH81	0.45	PCF82	0.40	UL41	0.75	6BW7	1.00	12BM7	0.80	955	0.55
ECH84	0.95	PCF84	0.65	UL84	0.75	6C4	0.40	12CB	0.55	957	0.90
ECL80	0.60	PCF86	0.65	UM80	0.80	6C6	0.55	12E1	4.25	973	2.50
ECL82	0.85	PCF200	0.90	UM84	0.40	6CH6	3.00	12J5GT	0.40	1625	1.00
ECL83	1.20	PCF201	0.90	UY82	0.55	6CL6	0.75	12K7GT	0.60	1629	0.70
ECL85	0.65	PCF801	0.90	UY85	0.50	6CY5	0.90	12K8GT	0.70	2051	1.00
ECL86	1.55	PCF802	0.85	VR105/30	1.80	6D6	0.80	12Q7GT	0.50	5763	2.50
EF37A	0.50	PCF805	1.60	ZR6	1.25	6E8	0.80	12SC7	0.55	5842	6.50
EF39	2.90	PCF806	0.85	VR150/30	1.80	6F8B	0.50	12SH7	0.55	5933	3.00
EF40	0.70	PCF808	1.80	V61	1.25	6F8G	0.75	12T7	0.55	6057	0.85
EF41	0.75	PC200	0.80	V60	0.90	6F12	0.85	12S07	0.55	6060	0.85
EF80	0.40	PC181	0.80	X61M	1.50	6F14	0.80	12Y4	0.40	6064	0.85
EF83	1.50	PC182	0.65	Z800U	3.00	6F15	0.80	13D6	0.60	6065	1.20
EF85	0.45	PC184	0.70	Z801U	3.50	6F17	1.00	1457	1.00	6080	3.50
EF86	0.55	PC186	0.70	Z900T	1.50	6F24	0.90	19A05	10.00	6146	3.80
EF91	0.55	PC1805/85	1.43	0.80	6F33	4.20	19G3	10.00	6146	3.80	
EF92	0.75	0.75	1L4	0.30	6H6	0.95	19G6	6.00	6146B	4.20	
EF95	0.55	PD500	3.25	1R5	0.55	6J4WA	1.75	19H5	17.00	6360	2.00
EF183	0.65	PFL200	1.35	1S4	0.40	6J5	0.75	20D1	0.60	8020	5.50
EF184	1.60	PL36	0.80	1S5	0.40	6J5GT	0.55	20F2	0.60		
EF804	2.00	PL81	0.75	1T4	0.40						
EF1200	0.75	PL82	0.50	1T4	0.60						
EH90	0.60	PL83	0.50	1X2B	1.10						
EL32	0.90	PL84	0.65	2D21	0.55						
EL34	2.20	PL84	1.40	2K25	11.00						
EL37	3.00	PL508	1.30	2X2	0.80						

POSTAGE: £1-£2 20p; £2-£3 30p; £3-£5 40p; £5-£10 60p; over £10 free. VIDECON TUBE TYPE P863B English Electric-£20

# MARCONI SIGNAL GENERATORS

**TF 2400/1** Frequency Converter up to 510MHz. MODULATION METER 210A. 2.5-300MHz. AM 0-100% FMD+100kHz in 4 rates. AIRREC VHF WAVE ANALYSER 248 Freq from 5MHz to 300MHz. TF 801 D/1/S SIGNAL GENERATOR. Range 10-485MHz in 5 ranges. R.F. output 0.1V. V. Source C.M. 500 output impedance. Internal modulation at 1KHz at up to 90%. TF 995 A/1 or A/2 or A/2M or A5 SIGNAL GENERATORS. Very high class AM/FM 1.5MHz to 220MHz. Detailed spec. and price on application. TF 995/35 with additional amplifier to give extra high output between 1.5 and 5 Mc/s. HIGH FREQUENCY SPECTRUM ANALYSER. MARCONI TYPE 1094A/S. Basic Freq. range 3 to 30 Mc/s and with LF unit from 100Hz to 3 MHz. Measures relative amplitudes up to 60dB. TF1041 B VALVE MULTIMETER. DC voltage from 300mV to 1.000V. AC voltage from 300mV to 300V at up to 1.000MHz.

**WHITE NOISE TEST SET.** The instrument consists of two units: a Marconi Noise Generator Type TF 2091 and Noise Receiver Type TF 2092. Measures noise and intermodulation on wide band multichannel telephone systems. Suitable for 12 channels to 2,700 channel system.

**MARCONI TF 867 SIGNAL GENERATOR** Range 15KHz to 30MHz. Output 0.4µV to 4V to 13 or 75 ohms. Impedance with termination (supplied). Built in crystal check facility with handbook. CT 478; CT479; QT480 Signal Generators frequency from 1.3kMS up to 11kHz output up to 1mV CW and imp. mod.

**LEVEL OSCILLATOR TYPE REL 3W29.** Frequency from 0.3 to 1200Kc/s. Mod. ext. output from +16dB to -60dB. Impedance output 75, 140, 600 ohms.

**36' AERIAL MASTS** consisting of 6 sections 6' 8" x 2 1/2" dia. Complete with all accessories to erect and instal.

**RHODE & SCHWARZ** Z-g DIAGRAPH TYPE 2DU 30-420MHz-500. Model type ZDD. Frequency 300-2400MHz. Directly measures multiterminal networks, phase shift, phase angle with complementary POWER SIGNAL GENERATOR TYPE SMLM high freq. resolution, internal external mod. up to 3v out.

**LOW RESISTANCE HEADPHONES TYPE CLB** £1.50. 40p postage. VAT 12 1/2 %.

A lot of these valves are imported and prices vary for each delivery, so we reserve the right to change prices for new stock when unavoidable.

# OUR ANNUAL SALE OF TEST EQUIPMENT STARTS FEBRUARY 1st

**OSCILOSCOPIES (NEW PRODUCTION)**  
SCOPEX 45-6. 6MHz. Single Beam. 10mV sensitivity. Display - 6 cm x 8 cm. Weight: 4.5kg.  
SCOPEX 4D-10A. 10MHz. Dual Trace. 10mV sensitivity. Display - 6 cm x 8 cm. Weight: 6kg.  
DARTON 012. 15MHz. Dual Trace. 1mV sensitivity. Display - 8 cm x 10 cm. Weight: 7.8kg.  
SIGNAL GENERATOR H.P. MODEL 680C. High power, stable and high accuracy. Frequency 10 to 480MHz. Modulation level 0 to 95% at carrier levels 0.5V output level continuously from 0.1µV into a 50 ohm. Maximum output 1V.

**FOR EXPORT ONLY**  
Mullard C11. High power installation, 1000W. Technical details and prices available on request.

**TEKTRONIX OSCILLOSCOPES**  
545A. Bandwidth DC to 30MHz.  
570 CHARACTERISTIC CURVE TRACE CABLE LAYING APPARATUS No. 11. New production P.O.A.  
FURZELL SENSITIVE VALVE VOLTMETER TYPE V200A full scale from 10mV to 1000V in 6 steps without amplifier.  
EDDYSTONE COMMUNICATIONS RECEIVER MODEL 730/1A 730/4. Frequency from 500kc/s to 28Mc/s.  
HIGH VACUUM VARIABLE CAPACITORS - ceramic envelopes - UC 1000A/20/150 = VMMHC 1000 60-1000µF. 20kv-150A RF max = 27MHz.  
TEST SET FT2 for testing Transceivers A40, A41, A42 and CPRC26.

**UNIVERSAL WIRELESS TRAINING SET No 1 Mk 2** YA 8316 to train 32 operators simultaneously on key and phone. Complete installation consists of 3 kits packed in 3 special transit cases.  
HARNES "A" & "B" CONTROL UNITS "A" "B" "J1" "J2". Microphones No 5, 6, 7 connectors, frames, carrier sets etc.

**VAT FOR TEST EQUIPMENT** PLEASE ADD 8%

**COLOMOR (ELECTRONICS LTD.)**  
170 Goldhawk Rd., London W.12  
Tel. 01-743 0899  
Open Monday to Friday  
9-12.30, 1.30-5.30 p.m.

# FOTOLAK

POSITIVE LIGHT SENSITIVE AEROSOL LACQUER

Enables YOU to produce perfect printed circuits in minutes! Method: Spray cleaned board with lacquer. When dry, place positive master of required circuit on now sensitized surface. Expose to daylight, develop and etch. Any number of exact copies can of course be made from one master. Widely used in industry for prototype work.

FOTOLAK	£1.50	Pre-coated 1/16" Fibre-glass board
Developer	30p	204mm x 114mm
Ferric Chloride	40p	204mm x 228mm
		460mm x 305mm

Plain Copper-clad Fibre-glass.	Single-sided	Double-sided
Approx. 3.18mm thick sq. ft.	£1.25	£1.50
Approx. 2.00mm thick sq. ft.	£2.00	£2.25
Approx. 1.00mm thick sq. ft.	£1.50	£1.75
Single sided Copper-clad Paxolin, 10 sheets 245mm x 150mm		£2.50
Clear Acrylic Sheet for making master, 260mm x 260mm		10p

Postage and packing 60p per order. VAT 8% on total  
**G. F. MILWARD ELECTRONIC COMPONENTS LIMITED**  
369 Alum Rock Road, Birmingham B8 3DR. Telephone: 021-327 2339

# C.H.J. SUPPLIES

P.O. BOX 61, BARNET, HERTS. EN4 8HP

Telephone 01-440 8959

TANTALUM BEAD		ELECTROLYTIC CAPACITORS	
0.1µf	35v	1-9 10-9 100-999	A/L Axial Lead R/L Radial Lead
0.22µf	35v	.09 .08 .08 .075 .08	D Jg 1-9 10-99 100-999
0.33µf	35v	.09 .08 .08 .075 .08	12mm 4mm .06p .035p
0.47µf	35v	.09 .08 .08 .075 .08	4.7µf 16vdc R/L
0.68µf	35v	.09 .08 .08 .075 .08	4.7µf 33v R/L
1µf	35v	.10 .09 .08 .08 .08	4.7µf 160v A/L
1.5µf	35v	.10 .09 .08 .08 .08	10µf 50v R/L
2.2µf	16v	.10 .09 .08 .08 .08	10µf 250v A/L
2.2µf	20v	.10 .09 .08 .08 .08	22µf 25v A/L
3.3µf	15v	.10 .09 .08 .08 .08	33µf 50v A/L
3.3µf	25v	.10 .09 .08 .08 .08	47µf 10v A/L
4.7µf	6v	.10 .09 .08 .08 .08	47µf 35v R/L
4.7µf	16v	.11 .09 .08 .08 .08	100µf 50v A/L
4.7µf	35v	.11 .09 .08 .08 .08	470µf 10v A/L
6.8µf	35v	.11 .09 .08 .08 .08	470µf 25v A/L
10µf	15v	.12 .11 .10 .10 .10	1000µf 10v R/L
22µf	10v	.14 .13 .12 .12 .12	1000µf 10v TAG
22µf	15v	.14 .13 .12 .12 .12	1000µf 63v TAG
33µf	10v	.15 .14 .13 .13 .13	4700µf 30v TAG
100µf	63v	.20 .18 .17 .17 .17	
100µf	10v	.28 .25 .24 .24 .24	

Ceramic disc, metallized polyester, polystyrene, etc. Stocked. 24Hr for list.

All orders, brand new and guaranteed. Orders despatched 24hrs max. Terms: cash cheque or P.O. Orders under £10.00 plus 30p P&P. 89 Cats Hill, Barnet, Herts. Overseas orders @ cost. Please contact us for quotations over 1.000 off.

WW - 100 FOR FURTHER DETAILS

# CHESS CHALLENGER "10"

"It's You Against the Computer"

Are YOU good enough to challenge the CHALLENGER in any of the following 10 levels ... and WIN?

LEVEL	AVERAGE RESPONSE TIME
1. Beginner	5 Seconds
2. Intermediate	15 Seconds
3. Experienced	35 Seconds
4. Advanced	1.20 Minutes
5. Superior	2.20 Minutes
6. Mate In Two (2 move Puzzlers)	60 Minutes

# SERVICE TRADING CO

## WHY PAY MORE?!

**MULTI RANGE METERS Type MF15A.** A.C./D.C. volts 10, 50, 250, 500, 1000. Ma. 0.5, 0-10, 0-100. Sensitivity 2000V, 24 ranges. Dimensions 133 x 93 x 46mm. Price **£7.00** plus 50p P&P (**£8.10** inc. VAT & P).



## TRIAC.

Raytheon tag symmetrical Triac. Type Tag 250/500v. 10 amp 500 piv. Glass passivated plastic triac. Swiss precision product for long term reliability **£1.25 P&P 10p** (**£1.46** inc. VAT & P) (inclusive of date and application sheet). Suitable Diac **22p**.

## 0 to 60 MINUTES CLOCKWORK TIMER.

Double pole 15 amp 230AC. Contacts (no dial). **£1.50**. P&P 30p (**£1.94** inc. VAT & P). N.M.S.

## MERCURY SWITCH

Size 27m x 5mm. 10 for **£5.00**, P&P 30p. total including VAT **£5.72**. Min. quantity 10. N.M.S.



## 230 VOLT AC FAN ASSEMBLY

Powerful continuously rated AC motor complete, with 5 blade 6 1/2" aluminium fan. New reduced price **£3.00** P&P 65p (**£3.94** inc. VAT & P). N.M.S.



## 21-WAY SELECTOR SWITCH with reset coil

The ingenious electro mechanical device can be switched up to 21 positions and can be reset from any position by engaging the reset coil. 230/240v. A.C. operation. Unit is mounted on strong chassis. Complete with cover. Price **£5.50** P&P 75p (**£6.75** inc. VAT & P). N.M.S.




## VORTEX BLOWER AND VACUUM UNIT

Dynamically balanced totally enclosed 9" rotor with max. air delivery of 1.5 cubic metres per min. Max. static pressure 600mm W.G. Suction or blow from 2 side-by-side 37mm I.D. circular apertures fitted to base of unit. Powerful continuously rated 115v a.c. motor mounted on alloy base with fixing facilities. Dimensions: Length 22cm x width 25cm x height 25cm. These units are ex-equipment but have had minimum use. Fully tested prior to despatch. Price **£12 + £1.50 P&P** (**£14.58** inc. VAT & P). Suitable transformer for 230/240v a.c. **£8 + £1 P&P** (**£7.56** inc. VAT & P).



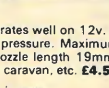
## CENTRIFUGAL BLOWER

Smith type FFB 1606 022 220/240v A.C. Aperture 10x4 1/2cm overall size 16x14cm. Price **£3.75** P&P 75p (incl VAT **£4.86**). Other types available. S.A.E. for details. N.M.S.



## 24V D.C. BLOWER UNIT

MFR. USA made. 24V D.C. 8 amp blower that operates well on 12v. 4 amp D.C. producing 30 cu. ft. min. at normal air pressure. Maximum housing dia. 110mm. Depth inc. motor 75mm. Nozzle length 19mm. dia. 22mm. Ideal for cooling mobile equipment, car, caravan, etc. **£4.50** P&P 75p. (**£5.67** inc. VAT & P).




## MINIATURE UNISELECTOR

12v. 11 watt 4 bank (3 non-bridging, 1 homing). **£2.50** P&P 35p (**£3.08** inc. VAT & P).



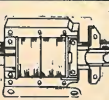
## MICRO SWITCHES

Sub min lever m/switch type MML46. 10 for **£2.50**. Type 3115M 906T 10 for **£2.50** post paid (**£2.70** inc. VAT & P). BF lever operated 20a c/o. m. Unimax A5. 10 for **£4.00** plus 50p P&P (incl VAT **£4.86** inc. VAT & P). D.P. C/O lever m/switch, mfg. by Cherry Co., USA. Precious metal, low resistance contacts. 10 for **£2.50**, P&P 30p. Total inc. VAT **£3.02** (min 10). N.M.S.



## NEW HEAVY DUTY SOLENOID

Mfg. by Magnetic Devices. 240v A.C. Operation approx. 10lb. pull at 1/4th in. Rating intermittent. Price **£4.00** P&P 60p (**£4.96** inc. VAT).



## PVE EYETHER

240v A.C. Solenoid. Approx. 1 lb pull. 1/4in travel, intermittent rating. Price **£1.00** P&P 20p (**£1.30** inc. VAT & P). N.M.S.

## 240 A.C. SOLENOID OPERATED FLUID VALVE

Rated 1 p.s.i. will handle up to 7 p.s.i. Forged brass body, stainless steel core and spring 1/2 in. b.s.p. inlet outlet. Precision made. British mfg. PRICE **£3.50** Post 50p (**£4.32** inc. VAT & P). N.M.S.



## PARVALUX 230/250V a.c. MOTOR

Type SD18 240v AC reversible 30 rpm 50lbs inch. Price **£15.00** P&P **£1.50** (**£17.82** inc. VAT). N.M.S.



## INSULATION TESTERS (NEW)

Test to I.E.E. spec. Rugged metal construction, suitable for bench or field work. constant speed clutch. Size L. 8in. W. 4in. H. 8in. weight 6lb. **500 VOLTS** 500 megohms **£49.00** Post 80p (**£53.78** inc. VAT & P) **1000 VOLTS** 1000 megohms **£55.00** Post 80p (**£60.26** inc. VAT & P) SAE for leaflet.



## VARIABLE VOLTAGE TRANSFORMERS



Carriage extra

INPUT 230 v. A.C. 50/60

OUTPUT VARIABLE 0/260V. A.C.

**BRAND NEW. All types. 200W (1 Amp) fitted A/C volt meter**

0.5 KVA (Max. 2 1/2 Amp)	£14.50
1 KVA (Max. 5 Amp)	£22.50
2 KVA (Max. 10 Amp)	£37.00
3 KVA (Max. 15 Amp)	£45.50
5 KVA (Max. 25 Amp)	£74.00
10 KVA (Max. 50 Amp)	£168.00
17 KVA (Max. 75 Amp)	£260.00

## LT TRANSFORMERS

0-10v-15v at 3 amp. (ex new equip) **£2.50** P&P 50p (**£3.24** inc. VAT) 13-0-13v at 1 amp **£2.50** P&P 50p (**£3.24** inc. VAT) 25-0-25v at 2 1/2 amp. **£4.50** P&P 75p (**£5.67** inc. VAT & P) 0-4v/6v/24v/32v/40v at 12 amp. **£18.50** P&P **£1.90** (**£22.03** inc. VAT & P) 0-6v/12v at 20 amp **£14.70** P&P **£1.50** (incl. VAT **£17.50**) 0-12v at 20 amp. or 0-24v at 10 amp. **£12.00** P&P **£1.50** (**£14.58** inc. VAT & P) 0-6v/12v at 10 amp. **£8.25** P&P **£1.25** (incl. VAT **£10.26**) 0-6v/12v/17v/18v/20v at 20 amp. **£18.00** P&P **£1.50** (**£22.10** inc. VAT & P) 0-10v/17v/18v at 10 amp. **£10.50** p&p **£1.50** (incl. VAT **£12.96**) Other types in stock; phone for enquiries or send sae for leaflet.

## ROTARY VACUUM AIR COMPRESSOR & PUMP

Carbon vane oil free vacuum pump and compressor. Approx. 20 inch vacuum. 10 PSI at 79 CFM. Powered by 110V a.c. 1.8 amp Parvalux motor fitted with additional shaft set, suitable light loads. Inc. capacitor **£14.00** P&P **£1.50** (**£16.74** inc. VAT & P). Suitable transformer for 230/240v a.c. operation **£5.00** P&P **£1.00** (**£6.48** inc. VAT & P&P). N.M.S.



## BLOWER/VACUUM PUMP

3 phase A.C. motor 220/250v or 380/440v. 1,425 rpm 1/4 hp cont. Direct coupled to William Allday Alcosa carbon vane blower/vacuum pump. 0.9 cfm 8 hg. Price **£22.00** P&P **£2.00**. (**£25.92** inc. vat + p). N.M.S.

## STROBE! STROBE! STROBE!

**HY-LIGHT STROBE KIT Mk. IV**  
 Latest type Xenon white light tube. Solid state timing and triggering circuit. 230/240 volt A.C. operation. Speed adjustable 1-20 r.p.s. Designed for large rooms, halls, etc. Light output greater than many (so called 4 Joule) strobes. Price **£19.00** post **£1** (**£21.60** inc. VAT & P). Specially designed case and reflector for Hy-Light **£8.80** Post **£1.00** (**£10.58** inc. VAT & P).

**ULTRA VIOLET BLACK LIGHT FLUORESCENT TUBES**  
 4ft. 40 watt **£8.70** (callers only). 2ft. 20 watt **£6.20**. Post 75p. (**£7.51** inc. VAT & P). (For use in stan bi-pin fittings). Mini 12in. 6 watt **£2.80**. Post 35p (**£3.40** inc. VAT & P). 9in. 6 watt **£2.25** Post 35p (**£2.81** inc. VAT & P). 6in. 4 watt **£2.25** Post 35p (**£2.81** inc. VAT & P).

Complete ballast unit. Either 6", 9" or 12" tube 230V. A.C. op. **£3.50** plus P&P 45p (**£4.27** inc. VAT & P). Also available for 12V. D.C. op. **£3.50** plus P&P 45p (**£4.27** inc. VAT & P). 400w UV lamp and ballast complete **£31.50**. Post **£3**. (**£37.26** inc. VAT & P) 400w UV lamp only **£11.25** Post **£1.20** (**£13.45** inc. VAT & P).

## SQUAD LIGHT

A new conception in light control. Four channels each capable of handling 750 watts of spotlights or dozens of small mains lamps. Seven programs all speed controlled plus flash modulation, effectively giving 14 different displays. Makes sound-to-light obsolete. Completely electrically and mechanically noise free. Price only **£60.00** (**£65.61** inc. vat + p) S.A.E. (foolscap) for further details. Post 75p

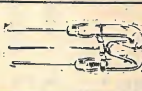


## WIDE RANGE OF DISCO LIGHTING EQUIPMENT

S.A.E. (foolscap) for details

## XENON FLASH GUN TUBES

Range of Xenon tubes available from stock. S.A.E. for full details.



## RELAYS

Wide range of AC and DC relays available from stock. Phone or write in your enquiries.

**230/240V A.C. Relays:** Arrow. 2 c/o. 15 amp **£1.50** (**£1.84** inc. VAT & P). T.E.C. open type 3c/o. 10 amp **£1.10** (**£1.40** inc. VAT & P). Omron or Keyswitch 1 c/o. 7 amp **£1.00** (**£1.30** inc. VAT & P).

**D.C. Relays:** Open type 9/12V 3 c/o 7 amp **£1.00** (**£1.30** inc. VAT & P). Sealed 12V 1 c/o 7 amp octal base. **£1.00** (**£1.30** inc. VAT & P). Sealed 12V 2 c/o 7 amp octal base. **£1.25** (**£1.58** inc. VAT & P). Sealed 12V 3 c/o 7 amp 11-pin. **£1.35** (**£1.67** inc. VAT & P). 24V. Sealed 3 c/o 7 amp 11-pin **£1.35** (**£1.67** inc. VAT & P) (amps = contact rating). P&P on any Relay 20p. Other types available — phone for details. N.M.S.

Diamond H heavy duty A.C. relay 230/240v a.c. 2c/o contacts 25 amps rated at 250v a.c. **£2.50** P&P 50p. (**£3.24** inc. VAT & P&P). Special base 50p.

**VAT AT CURRENT RATE MUST BE ADDED TO ALL ORDERS FOR THE TOTAL VALUE OF GOODS INCLUDING POSTAGE UNLESS OTHERWISE STATED**

# ACCOUNT CUSTOMERS MIN. ORDER £10.00 SERVICE TRADING CO.

## GEARED MOTORS

### 100 R.P.M. 115 lbs. ins.!!

115 lb. ins., 110 volt, 50Hz, 2.8 amp, single phase, split capacitor motor. Immense power. Continuously rated. Totally enclosed. Fan cooled. In-line gearbox. Length 250mm. Dia. 135mm. Spindle Dia. 15.5mm Length 115mm, ex-equipment tested **£12.00** Post **£1.50** (**£14.58** inc. VAT & P). Suitable transformer 230/240 volt **£8.00** Post 75p (**£9.45** inc. VAT & P). R&T



## GEARED MOTORS

**26 r.p.m., 20lb. inch 115v a.c.** Reversible motor. **71 r.p.m. 10 lb. inch. 115v a.c.** Reversible motor. Both types similar to above drawing. Price either type **£4.75** + 75p P&P. (**£5.94** inc. VAT & P&P) Supplied with transformer for 240v a.c. operation **£7.25** + P&P **£1**. (**£8.91** inc. VAT & P&P). N.M.S.

## FRACMO MOTOR

56rpm 50lbs inch 240VAC reversible, 0.7 amp, sharp length 35mm, dia. 16mm, weight 6 kilos 600 grams. Price **£15.00** P&P **£1.50** (**£17.82**). N.M.S.



## PARVALUX MOTOR TYPE S.D.2

12v D.C. shunt 1/30th ph motor. Continuously rated 4000 rpm. Price **£10.00** P&P 75p (**£11.61** inc. VAT & P). N.M.S.

## CROUZET 230V A.C.

2 R.P.M. synchronous, brand new **£2.90**, P&P 30p (**£3.46** inc. VAT). N.M.S.

## CITENCO

FHP motor type C 7333/15 220/240v A.C. 19 rpm reversible motor, torque 14.5 kg. Gear ratio 144:1. Brand new incl. capacitor, our price **£14.25** + £1.25 P&P (**£16.74** inc. VAT & P). N.M.S.



## REVERSIBLE MOTOR 230V A.C.

General Electric 230v A.C., 1,600 r.p.m. 0.25 amp Complete with anti-vibration mounting bracket and capacitor. O/A size 110mm x 90mm. Spindle 5/16 dia. reversing. Ex-equipment tested **£3.00**. Post 50p (**£3.78** inc. VAT & P).


## RODENE UNISET TYPE 71 TIMER

0-60 sec. 230V a.c. operation. Incorporating a lapsed time indicator and repeat facilities. A precision motorised timer ideal for process timing, photography, welding, mixing, etc. Price **£6 P&P**. 60p. (**£7.13** inc. VAT & P). N.M.S.



## METERS (New) — 90mm DIAMETER

A.C. Amp. Type 62T2. 0-1A., 0-5A., 0-20A. A.C. Volt. 0-150V., 0-300V. D.C. Amp., Type 65C5. 0-2A., 0-10A., 0-20A., 0-100A. D.C. Volt. 0-15V., 0-30V. All types **£3.50** ea. + P&P 50p. (**£4.32** incl. VAT), except 0-100A. D.C., price **£5.00** + 50p P&P (**£5.94** incl. VAT).



## 'VENNER TYPE' ERD TIME SWITCH

200/250V A.C. 30 amp. 2 on/2 off every 24 hrs. at any manually pre-set time. 36-hour spring reserve and day omitting device. Built to highest Electricity Board specification. Price **£7.75** P&P 75p (**£9.18**). R & T.



## SANGAMO WESTON TIME SWITCH

Type S251 200/250 V a.c. 2 on 2 off every 24 hours. 20 amps contacts with override switch, diameter 4"x 3". Price **£6.00** P&P 50p (**£7.02** inc. VAT & P). Also available with Solar dial. R & T.

## A.C. MAINS TIMER UNIT

Based on an electric clock, with 25 amp, single-pole switch, which can be preset for any period up to 12 hrs. ahead to switch on for any length of time, from 10 mins. to 6 hrs. then switch off. An additional 60 min. audible timer is also incorporated. Ideal for Tape Recorders, Lights, Electric Blankets etc. Attractive satin finish copper finish. Size 135 mm x 130 mm x 60 mm. Price **£2.25**. Post 40p. (Total inc. VAT & Post **£2.87**). N.M.S.



## POWER RHEOSTATS

New ceramic construction, vitreous enamel embedded winding, heavy duty brush assembly, continuously rated.

**25 WATT** 10, 25, 100, 150, 250, 500, 1k, 1.5k ohm **£2.40** Post 20p (**£2.81** inc. VAT & P). **50 WATT** 100, 250 ohm **£2.90** Post 25p (**£3.40** inc. VAT & P). **100 WATT** 1 / 5 / 10 / 25 / 50 / 100 / 250 / 500 / 1k / 1.5k / 2.5k / 5k ohm. **£5.90** Post 35p (**£6.75** inc. VAT & P). **Black Silver Skirted Knob** calibrated in Nos. 1-9. 1 1/2 in. dia brass bush. Ideal for above Rheostats. **24p ea.**

## 24 VOLT DC BLOWER UNIT

Precision 24 volt DC. 8 Blower that works well on 12v. 4 amp DC, producing 30 cu. ft. min. at normal air pressure. **£4.50**, P&P 75p. (incl. VAT **£5.61**) N.M.S.

## YET ANOTHER OUTSTANDING OFFER

New IMFED 600V Dubilier wire ended capacitors, 10 for **£1.50** P&P 50p. (**£2.16** inc. VAT & P&P) (Min 10). N.M.S.

N.M.S. — New Manufacturers' Surplus. R & T — Reconditioned and Tested

ALL MAIL ORDERS, ALSO CALLERS AT:

**57 BRIDGMAN ROAD, CHISWICK, LONDON, W4 5BB.** Phone: 01-995 1560  
 Closed Saturdays

SHOWROOMS NOW OPEN  
 AMPLE PARKING

PERSONAL CALLERS ONLY

**9 LITTLE NEWPORT STREET, LONDON, WC2H 7JJ**  
 Tel. 01-437 0576

# G.T. ELECTRONICS (ACTON) LTD. WE ARE ONLY A PHONE CALL AWAY

01-994 6275

WEST LONDON'S LARGEST RETAIL ELECTRONIC COMPONENT STOCKISTS

**FOR**

RESISTORS INCLUDING METAL FILM METAL OXIDE CARBON FILM WIRE WOUND POTENTIOMETERS PRESETS CAPACITORS

POLYESTER POLYCARBONATE POLYSTYRENE SILVER MICA TANTALUM ELECTROLYTIC TUNING CAPS TRIMMERS

**FOR**

FUSES TRANSISTOR PADS TRANSISTOR SKTS. METERS MANY SURPLUS BARGAINS

HARDWARE KNOBS CASES SLEEVING WIRE AND CABLE VERO PRODUCTS P.C.B.

**FOR**

TRANSISTORS, DIODES THYRISTORS SCRs L.E.D.s LINEAR ICs CRYSTALS INDUCTORS

IF CANS CHOKES FORMERS FERRITES RELAYS TRANSFORMERS BULBS & HOLDERS LENSES & NEONS

## G.T. ELECTRONICS (ACTON) LTD.

Trade: 270 ACTON LANE, CHISWICK, LONDON W4 5DG  
Retail: 267 ACTON LANE, CHISWICK, LONDON W4 5DG.

TEL. 01-994 6275. Registered in England 1179820

### ★★ BUY BIG AND SAVE POUNDS ★★

TRANSISTORS	1+ 25+ 100+	TIP41C	.57 .52 .44	7402	.16 .15 .13	74142	1.48 1.53 1.33	40988	1.67 1.51 1.28	
AD143	.90 .82 .69	TIP42A/B	.57 .52 .44	7403	.19 .17 .14	74145	.36 .33 .27	4160/1/2	1.04 .94 .80	
AD149	.95 .86 .72	TIP42C	.57 .52 .44	7404	.16 .15 .15	74147	.71 .65 .55	4175B	1.23 1.11 .94	
AU106	2.16 1.96 1.65	TIP47	1.45 1.32 1.11	7405	.20 .18 .15	74148	.74 .67 .57	4194B	1.24 1.12 .94	
AU110	2.00 1.89 1.59	TIP48	1.54 1.39 1.17	7406/7	.27 .24 .21	74150	.45 .40 .34	4409P	6.84 6.00 5.06	
AU113	2.00 1.89 1.59	TIP110	1.00 .92 .77	7408	.16 .15 .13	74151/3	.29 .26 .22	4433P	6.73 7.90 6.95	
BC107A/B	12 .11 .095	TIP111	1.05 .95 .80	7409	.16 .15 .13	74154	.69 .63 .53	4450P	3.48 3.15 2.65	
BC108A/B	12 .11 .095	TIP112	1.20 1.10 .92	7410	.16 .15 .13	74155	.25 .25 .21	4501CP	.26 .23 .20	
BC109C	12 .11 .095	TIP115	1.02 .92 .78	7412	.20 .18 .16	74156	.36 .33 .27	4507A	.44 .40 .34	
BC109A/B	12 .11 .095	TIP116	1.07 .96 .81	7412M	.22 .20 .17	74157	.29 .26 .22	4506B	.74 .67 .56	
BC109C	13 .115 .10	TIP117	1.24 1.13 .95	7413	.32 .29 .25	74159	.77 .70 .59	DI. SICKETS		
BC142	.26 .24 .20	TIP120	1.03 .93 .78	7416/7	.24 .22 .19	74160/1	.36 .33 .27	8 pin	13 .115 .095	
BC143	.28 .26 .22	TIP121	1.05 .95 .80	7420	.16 .15 .13	74162	.40 .36 .31	14 pin	14 .125 .105	
BC182A/B	.07 .06 .055	TIP125	1.02 .92 .78	7422/3	.20 .18 .16	74163/4/5	.36 .33 .27	16 pin	16 .16 .14 .12	
BC182C	.07 .06 .055	TIP126	1.07 .96 .81	7425/6/7/8	.21 .19 .16	74166	.52 .47 .40	18 pin	18 .22 .195 .165	
BC183A/B/C	.07 .06 .055	TIP127	1.24 1.13 .95	7430	.16 .15 .13	74167	1.26 1.14 .97	20 pin	20 .23 .21 .18	
BC184B/C	.07 .06 .055	TIP2955	.62 .57 .48	7432	.18 .16 .14	74170	1.08 .99 .83	22 pin	22 .25 .22 .19	
BC184A	.10 .09 .075	TIP3055	.62 .57 .48	7433	.23 .21 .18	74172	2.07 1.87 1.58	24 pin	24 .26 .23 .20	
BC212A/B	.07 .065 .055	2N132	.26 .23 .20	7437/B	.16 .15 .12	74173	.71 .65 .55	28 pin	28 .34 .31 .26	
BC212C	.10 .09 .075	2N102	.38 .34 .29	7440	.16 .15 .12	74174	.54 .49 .42	40 pin	40 .49 .44 .37	
BC213A/B/C	.07 .065 .055	2N218/A	.24 .21 .18	7441AM	.74 .67 .56	74175	.84 .76 .64	VOLTAGE REGS		
BC214B/C	.07 .065 .055	2N218/B	.24 .21 .18	7442	.28 .25 .21	74176/7	.38 .35 .29	7805	.78 .71 .60	
BC214A	.10 .09 .075	2N221/A	.17 .16 .13	7443	.44 .40 .33	74180	.40 .36 .30	7812	.78 .71 .60	
BC300/1/3	.25 .23 .20	2N222/A	.15 .14 .12	7444	.45 .40 .34	74181	.90 .78 .66	7905	.90 .82 .69	
BC337	.09 .08 .065	2N244	.41 .37 .31	7445	.21 .19 .16	74182	.40 .36 .30	7912	.90 .82 .69	
BC441	.39 .36 .30	2N290A/5	.24 .21 .18	7446	.50 .45 .38	74184/5	.94 .85 .72	TRIMACS. TO220		
BC461	.30 .27 .23	2N290A/5A	.25 .22 .19	7447	.40 .36 .30	74188AM	4.08 3.69 3.11	2A 100V	.45 .41 .35	
BC546/6/9/7	.07 .065 .055	2N2906/7	.15 .14 .12	7448	.50 .45 .38	74190/1	.31 .28 .24	2A 200V	.46 .42 .35	
BC550/6/7	.07 .065 .055	2N2907A	.16 .15 .12	7450/1/3	.19 .17 .15	74192/3	.36 .33 .28	2A 400V	.50 .45 .38	
BC550/9/60	.07 .065 .055	2K3053	.23 .20 .17	7454/60	.34 .30 .26	74195	.27 .24 .21	6A 100V	.51 .46 .39	
BC170	.18 .16 .135	2K3054	.67 .60 .51	7470/2	.26 .23 .20	74196/7	.38 .35 .29	6A 200V	.52 .47 .40	
BD131	.39 .36 .30	2K3055	.68 .61 .52	7473/4	.21 .19 .16	74199	.60 .54 .46	6A 400V	.56 .51 .43	
BD132	.40 .37 .31	2K3232	.83 .76 .64	7475	.21 .19 .16	74199	.60 .54 .46	10A 100V	.82 .74 .63	
BD142	.88 .80 .67	2K3440	.80 .73 .61	7476	.31 .28 .23	74221	.91 .82 .69	10A 200V	.84 .76 .64	
BD220/1	.45 .40 .34	2K3442	1.43 1.30 1.09	7480	.36 .33 .27	74222	.91 .82 .69	10A 400V	.91 .82 .69	
BD222	.47 .42 .36	2K3703	.08 .07 .06	7481/2	.37 .32 .24	74400	.28 .26 .22	THYRISTORS TO220		
BD223/4	.49 .44 .37	2K3054	.67 .60 .51	7483	.31 .28 .23	74H05	.32 .29 .25	3A 50V	.37 .34 .28	
BD239	.32 .29 .24	2K3771	2.06 1.87 1.57	7484	.45 .40 .34	74H10/11	.28 .26 .22	3A 400V	.41 .37 .31	
BD240	.34 .30 .26	2K3772	2.06 1.89 1.59	7485	.47 .42 .36	74H20	.28 .26 .22	5A 100V	.47 .42 .36	
BD241	.32 .29 .24	2K3773	3.45 3.12 2.63	7486	.20 .18 .15	74S10	.31 .28 .24	5A 600V	.50 .45 .38	
BD242	.37 .33 .28	2K3904/6	.08 .07 .06	7489	2.42 2.19 1.84	CMDS		7A 400V	.56 .51 .43	
BD243	.42 .38 .32	2N4026	.26 .23 .20	7490/1	.20 .18 .15	400A	.19 .175 .15	10A 200V	.62 .56 .48	
BD244	.45 .40 .34	2N4037	.25 .22 .19	7491AM	.20 .18 .15	401A	.19 .175 .15	BRIDGE RECT		
BF257	.26 .23 .20	2N5294	.46 .42 .35	7492	.31 .28 .24	4011/12A	.19 .175 .15	2A 50V	.38 .35 .29	
BF258	.27 .24 .20	2N5296	.40 .37 .31	7493	.20 .18 .15	4013B	.83 .75 .63	2A 100V	.42 .38 .32	
BF259	.28 .25 .21	2N5298	.49 .45 .38	7494	.40 .36 .30	4014A	.95 .86 .72	2A 200V	.47 .42 .36	
BF337	.27 .24 .20	2N5415	1.08 .97 .82	7495	.23 .21 .18	4017A	1.03 .92 .79	2A 400V	.59 .54 .45	
BF39/40/1	.19 .18 .15	2N5416	1.39 1.26 1.06	7496	.34 .31 .26	4018B	1.18 1.06 .90	LEDs		
BF79/80/1	.19 .18 .15	2N5416	1.39 1.26 1.06	7497	1.02 .94 .79	4021, 22A	1.03 .92 .79	TIL209	.17 .155 .13	
BF150/1/2	.23 .21 .18	2N5492	.61 .55 .46	74100/4	.71 .65 .56	4023A	.19 .18 .15	TIL212	.21 .19 .16	
BF104/5/6	.24 .21 .18	2N5494	.64 .58 .49	74105	.86 .78 .66	4024B	.93 .84 .71	TIL216	.17 .155 .13	
BF187/88	.25 .23 .19	2N5496	.66 .59 .50	74107/9	.35 .32 .27	4025A	.19 .175 .15	TIL220	.16 .14 .12	
TIP29	.33 .30 .25	2N5098	.56 .53 .45	74110	.42 .38 .32	4027B	.45 .40 .34	TIL228	.23 .21 .175	
TIP29A/B	.35 .32 .27	2N5099	.58 .53 .45	74111/16	.27 .25 .21	4028B	.84 .76 .64	TIL234	.23 .21 .175	
TIP29C	.38 .35 .29	2N6101	.60 .54 .46	74118	.69 .61 .58	4029A	1.20 1.08 .92	TIL232	.21 .19 .16	
TIP30	.34 .31 .26	40366	.40 .36 .30	74119/20	.60 .54 .46	4030A	.45 .40 .34	DIODES		
TIP30A/B	.35 .32 .27	40406	.41 .37 .32	74121	.39 .35 .30	4040A	1 .18 1.06 .90	HN14	.03 .015 .013	
TIP30C	.38 .35 .29	40407	.41 .37 .32	74122	.44 .40 .34	4042B	.86 .78 .66	HN16	.03 .015 .013	
TIP31A/B	.35 .32 .27	40411	.88 .80 .68	74123/5/6	.42 .38 .32	4043/44B	.80 .75 .61	HN18	.045 .04 .035	
TIP31C	.38 .35 .29	40594	1.18 1.06 .90	74128	.45 .40 .34	4048A	.44 .40 .34	HN402	.05 .04 .035	
TIP32	.35 .32 .27	TTL	7400	.16 .15 .13	74132	.60 .55 .46	4050B	.44 .40 .34	HN403	.055 .045 .04
TIP32A/B	.35 .32 .27	7401	.16 .15 .13	74136	.24 .22 .18	4051B	1.24 1.12 .95	HN404	.055 .05 .04	
TIP32C	.38 .35 .29	7401	.19 .17 .14	74137	.25 .23 .19	4068/69B	.19 .175 .15	HN405	.055 .05 .04	
TIP41A	.51 .46 .39	7401AM	.21 .19 .16	74141	.24 .22 .18	4071B	.19 .175 .15			

## STRUTT

ELECTRICAL AND MECHANICAL ENGINEERING LTD.

3C, Barley Market St. Tavistock, Devon PL19 05F.

TAVISTOCK 5439 TELEX 45263

WW-087 FOR FURTHER DETAILS

## Transformers

Efficient design and manufacture ensures that all our transformers have a low heat-rise at full load, making a more reliable and safer product. Safety is also the reason behind our clip-on terminal insulators, which can make our transformers 'touch-proof' in use.

Lascar Components  
Billericay (02774) 3394  
P.O. Box 12 Second Avenue Billericay Essex



- 3VA to 50VA miniature mains Transformers, Clamp and Printed Circuit mounting.
- Large Standard Range stocked in depth.
- 'Blue Riband' service gives 7-14 day delivery on custom wound transformers.
- 'Blue Star' service for OEM's, top quality transformers custom-wound at really competitive prices (from 89p at 500 up).

WW-099 FOR FURTHER DETAILS

**CHRISTMAS and  
NEW YEAR BONUS**

**10%**

**DISCOUNT ON ALL PURCHASES  
UNTIL JANUARY 14th, 1979**

**TEKTRONIX OSCILLOSCOPES**

Main frames 545 with CA £225; 536, 585 with type 82 £395; 581A; 661 with ST1A & 453 £325; 555; 561A with Plug-in 10 MHz £425; 551; 502 High gain, Special £160.

The prices of main frames will vary enormously on condition and plug-ins. Hence prices are guides only.

The fact we don't advertise modern oscilloscopes, etc., doesn't mean we don't handle them, only that at our prices they are not normally around long enough to advertise. For example: H.P. OSCILLOSCOPE type 183A with 1830A and 1840A 3db 250MHZ £950.

TEKTRONIX Sig. Gen. type 190A 350KHZ to 50MHZ and Fixed 50KHZ freq. £45 ea.

TEKTRONIX TIME MARK GEN type 180A £60 ea.

SOLARTRON PULSE GEN G01101 £30 ea.

R&S SWEEP GEN 50KHZ-12MHZ SWH BN4242/2 £100.

R&S ENOGRAPH-G ZSG BN18531 £120.

R&S AM/FM GEN SDAF BN41023/2 170-940MHZ £300.

R&S AM/FM GEN SDF BN41001 0.1MHZ-30MHZ £80.

R&S Z-G DIAGRAPH 300-300/420MHZ type ZDU BN35610 £140.

R&S AM GEN 30-300MHZ SMLM BN4105 £90 ea.

R&S ATTENUATOR DPU BN18044/50 0-3000MHZ 0.109db 50 ohm £150.

MARCONI AM/FM GEN TF1066 10-470MHZ £275

MARCONI FM GEN TF1077/1 £120.

PHILLIPS AM/FM GEN type 201 £160.

BONTOON AM/FM GEN type 202H with Low freq. adaptor £525.

R&S AM GENERATORS 300-1000MHZ £120 ea.

AIRMEC AM/FM GENERATOR type 365 £140.

HP SAMPLING Oscilloscope type 185B 1000MHZ complete with Plug-in, probes, etc. £195 ea.

SOLARTRON Oscillator C0546 25HZ-500KHZ. Sine wave only. Metered. Good condition £25 ea.

SOLARTRON PRECISION VOLTMETER VF252. Large clear scale. 1.5mV full scale to 150V full scale £25 ea.

H.P. Oscilloscope type 140A with sampling plug-in 1425A and 1410A DC-1000MHZ £550.

H.P. Oscilloscope Type 140A with Sampling plug-in 1425A, 1411A and 1432A Sampling head DC-4GHZ £750.

SOLARTRON DVM type LM1440 £75 ea. Other Solartron models available. Call and see.

BY THE TIME YOU READ THIS ANOTHER

**100 OSCILLOSCOPES**

WILL HAVE COME IN FROM

TELEQUIPMENT D33s UP TO TEKTRONIX 545s ETC.

PRICES AS LOW AS £15

DON'T MISS THIS OPPORTUNITY. PHONE NOW.

H.P. Digital Recorders 11 digit £35 ea.

AIRMEC AM/FM MODULATION METER type 210 £80.

E.H. PULSE GEN model 122 £140.

AIRMEC AM/FM MODULATION METER TF2300 with TM8045 £450.

R&S POLYSCOP SWOB1 Scruffy, working £250 ea; Nice condition £350 ea.

R&S POLYSCOP SWOB2. Fair condition, working £425 ea; Very clean £550 ea.

EX-MINISTRY American USM16 AM/FM SWEEP SIG GEN 10MHZ-420MHZ. Incremental controls. Auto lock. Crystal calibrator and many other features. In transit case with accessories and manual £195 ea.

COSSOR OSCILLOSCOPE type CDU150 DB. DC-35MHZ £425 ea.

R&S Z-G DIAGRAPH 300-2400MHZ BN3512. Good condition £60 ea.

MARCONI SIG GEN TF801D/B/S. Very good condition £325 ea.

MARCONI RF POWER METER TF1152A/1 50 ohm £55 ea.

PLUG-INS for Telsonic Sweeper SM2000. Various from £50 ea.

TELEONIC SWEEPER SD3M 425-930 MHZ £80 ea.

MARCONI TF868 Universal Bridge £70 ea.

AIRMEC SIG GEN type 204 1-320MHZ £225.

MARCONI SIG GEN TF801B £160 ea.

POLARAD MICROWAVE RECEIVER MODEL TR 1GHZ to 2.04GHZ £200 ea.

BRUEL & KJOER Automatic Vibration Exciter type 1016 Sine Wave sweep from 5HZ to 10KHZ £75 ea.

GENERAL RADIO Osc Unit 1209B 250-920 MHZ £50.

POLARAD SPECTRUM SIGNAL MONITOR 140HZ ± 12.5MHZ Sensitivity 120dbm. Price £250.

POLARAD SIGNAL GENERATOR GB2/G-711 £250.

GENERAL INSTRUMENTS TRANSFER FUNCTION & EMMITANCE BRIDGE type 1607A in transit case £425.

MARCONI SIGNAL GENERATOR TF1060 £185.

AVO MULTI METER CT471 £45 ea.

H.P. PULSE GEN 212A £55 ea.

H.P. Microwave Freq. Converter type 2590B £175.

MARCONI CT44 Watt Meter 0-6 Watts £25 ea.

AVO transistor 9 diode tester ct 537 £50 ea.

AUTO TRANSFORMER 240V input. 110V output 1.25KVA £14 ea.

FLUKE AC-DC VOLTMETER Model 803B £75 ea.

TELETYPE ASR28 with built-in tape reproducer and print on tape facility. £375.

TELETYPE ASR35. Nice condition. £425

**DIGITAL EQUIPMENT CORPORATION**

This LSI 11 16-bit Processor Card is offered with 4K on board memory. Type KD11F £425 ea. PDP8L Very nice condition £550.

**STEPPING MOTORS**

All motors 200 steps per revolution. 20oz. inch torque, 120V 1000-0-1000 ohm. Can be changed with care to 12/24V. Data supplied. £8 ea. Supplied for 12/24V operation £13 ea. P&P £1.

Just think about the uses!

**JUST IN**

UHF TUNER. Solid State 38MHZ £1.75 ea. P&P 75p.

PHOTOMULTIPLIER 931A assembly with resistive network. Original use as smoke detector £4. P&P £1.

14 pin DIL EXTENDERS — get 2 1/2" up off that board — make life easy — 50p ea.

CRYSTAL 368.640KHZ. Printed circuit mount 50p ea.

CAPACITORS 8mf4 4KV Rapid discharge £5 ea. P&P £1.50.

AIRFLOW 230V 50HZ Single Phase EXTRACTOR FAN £4.50 ea. P&P extra.

TRANSFORMER. Min. 0-12V & 0-12V 100MA £1 ea. P&P 75p.

TRIMMER CAP correct style 3-15pf 10p for £1.

OPTO-ISOLATOR TIL112 6 pin DIL 75p ea.

PEARL 500 watt Bulbs. Screw cap. 25p ea, P&P extra.

TV IC Amplifier TBA120A 30p ea.

Zener 5V6 — 10p ea; IC SN74151 — 15p ea.

VARIAC 0.6 AMP in attractive small modern case with 20 terminals giving various AC & DC Voltages & Current Outputs £16 ea. Carr. £3.25.

ROBAND Square Wave invertors type EPV 50/100. Provides 115/230V c.m.s. Square Wave from 12V. Output frequency 50HZ. Output Power 100 Watts. Size 3 1/2" x 3 1/2" x 4 3/4" approx. BRAND NEW at 1/2 Manufacturers' Price: ONLY £50 each. P&P £2

Various HIGH VOLTAGE power SUPPLIES. eg 0-100KV variable £250. PLEASE ENQUIRE

VIEWLEX INSTRUMENTAL SUPER VIEWERS MODEL 136 with Headphones, 9" screen. Takes standard cassette. Front keys. Brand new boxed. NOW ONLY £45 ea. Slightly used £35 ea. Carriage £3.25 ea.

**★ TRANSISTORS/DIODES/RECTIFIERS, ETC ★**

Guaranteed all full spec. devices. Manufacturers' Markings.

At 5p ea: BC147; 2N3707; BC172B; BC251B; BC348B; BC171A/B; BC413; D10; BAX15; 1N937; BA102BE; BZX83; TIS61; 2N5040.

At 10p ea: 1N4733A; SN7451N; BYX10-15V 0.36A; BYZ10 15p ea.

TIP34A — 50p ea. BD538 — 40p ea. Heavy Duty Bridge Rectifier — 20p ea. CA3123E — £1 ea. BDY55 — £1 ea.

2N3055 — 40p ea. TIP31B 12p ea. BFY51 — 12p ea.

2N5293 — 16p ea. ZENER DIODES 4.7V Sub mount — 5p ea.

TBA5600C2 ea. 1N4436T-TO3 Flat Mount 10A 200piv £1 ea.

2N5897 with 2N5881 Motorola 150W Comp pair £2. BU208 £1.20 ea.

BD535, BD538 Comp. pair — 75p.

Linear Amp 709 25p ea.

P&P extra on all items.

FINNED HEAT SINK — single TO3 — size 4 1/4in. x 3in x 1 1/4in 50p ea. P&P 75p.

Texas Bridge Rectifier 5SB05-50V 5A 60p ea. P&P 20p.

**A MILLION MUST GO**

HIGH NOISE IMMUNITY LOGIC

DUAL IN LINE 16 PIN CERAMIC. 12V Rail. Conventional TTL package. Guaranteed spec. devices. Full data. 2p ea.

Mixed package of 50 £1. P&P 25p.

**OSCILLOSCOPE TUBES**

Brand New Boxed — Carriage all tubes £3.25.

Teletype S52 £10 ea; D51 £15 ea; S42, £10 ea; D53A £20 ea; D52 £15 ea; S31 £10 ea; Bradley 200 £85 ea.

Advance OS3000 £85 ea. GEC types 924E £17.50 ea; 14968 £75 ea; Brimar D13-51HG £65 ea; D10-210GH/32 £40 ea; D13-46GM £35 ea.

NOT BOXED — NEW — WARRANTED. Telefunken D14-131 replacement for Solartron CD1740, Cossor CDU150, S.E. Labs SM112 and GEC/MOV1474 at £55 ea.

TELEPHONES. Post Office style 746 Black or two-tone £6.50 ea. Modern style 706 Black or two-tone grey £4.50 ea. P&P £1.

HANDSETS 706 style £1.75 each. Older style £1. P&P 75p.

TELEPHONE EXCHANGES. EG 15-way automatic exchange only from £95.

74S00 12p 74S10 5p 74H51 7p

7401 5p 7417 14p 7453 5p

74S02 12p 74S38 10p 74H74 12p

74S04 12p 7451 5p 74S74 12p

MC4028 60p MC7441 40p 7402 12p

SN15862N — 4p.

75325 — Memory Core Drivers. 600ma capability. Fast. Other uses. RIDICULOUS at £1 ea.

75453 — Dual Peripheral or Drivers 75p ea.

TELETYPE ASR33 with 20MA LOOP. Good condition. Special low price £395 ea. KSR33s from £275.

**BUILD YOUR OWN BUS**

Approx. 1 1/2 metre multiway ribbon cable terminated each end with a 50-way female edge connector. Takes 0.1 printed circuit board. £2 ea. P&P 75p.

A SUPERIOR KEYBOARD. Size 3 x 2 1/2 x 2in high with 12.

ALMA REED SWITCHES. Blue keys marked in green 0-9 and a star with one blank. ONLY £5 ea. P&P 75p.

Photo Resistor ORP 12, 35p ea.

Small TELESCOPIC AERIAL extending to 22 1/2in with swivel base 40p ea. P&P 20p.

Small Black SUCKER FEET — always useful, 10 for 50p.

MERCURY SWITCHES. Heavy duty with lever & flyleads, type HG225K8, 20p ea.

PHOTO DIODE DETECTOR & EMITTER. Independently mounted with 4in flyleads — 50p per pair.

RESISTORS 680 ohms 5 watt — 10 for 50p.

ALMA Min. PUSH BUTTON REED SWITCHES. high reliability 18 x 27 x 18mm. Ideal for KEYBOARD 35p ea. P&P extra.

MINIATURE FANS 3" square (like muffins) 115V £4 ea. P&P 75p.

HONEYWELL HUMIDITY CONTROLLERS 25p ea. P&P 25p.

SPRAGUE 100mfd + 500mfd 210VDC working. Brand new. 5 for 50p. P&P 50p.

REED SWITCHES. Sub-min. Size 20mm 10p ea.

SMITHS encapsulated transistorised AUDIBLE WARNING DEVICES 4V-12V. Can be driven from TTL. 50p ea. P&P 25p.

AMPHENOL 17-WAY CHASSIS MOUNT EDGE CONNECTOR. 0.1 spacing 20p ea. P&P extra.

BURROUGHS 9 digit PANAPLEX numeric display, 7 segment 0.25 digits with red bezel. With date. £1.95 ea. P&P 30p.

TRANSFORMERS 115V AC input. Secondary 30V and 2.6V 10VA. 50p ea. P&P 50p.

21-WAY SELECTOR SWITCH. Single pole with reset coil 240V AC coils. Additional switch contacts for auto reset, etc. £1.45 ea. P&P 75p.

As ABOVE with additional 240V relay on base and full black plastic cover. £2.45 ea. P&P £1.50.

SNAIL BLOWER 110V AC 500 MA Brand new by Airflow Developments. Quiet, very good looking. £2.50 ea. P&P £1.

POTTER & BRUMFIELD 18-48V DC Relay, 3 pole c/o. Heavy Duty. Plug-in type with base 50p ea. P&P 25p.

MINIATURE KEYBOARD. Push contacts, marked 0-9 and A-F and 3 user definable keys. £1.75 ea. P&P 35p.

MULLARD CORE LA4245 at 15p ea. P&P 10p.

CLARE REED RELAYS 24V DC Coil. Single pole make. Size 1 1/4" x 7/16" x 7/16" at 25p ea. P&P 10p.

ROTRON CENTRA FANS. SIZE 1/2" x 4.5" x 1.5" 115V 5 blade. £4 ea. P&P 75p.

MIN. PLUG-IN type RELAYS. Plastic covers, 2-pole c/o 24V 25p ea. P&P 15p.

CROUZET/MURTEN SCHWEIZ MOTORS. 110V 50HZ 4 rpm. Gear box can be removed 75p ea. P&P 75p.

FRAMCO MOTORS. 115 50HZ. Input single phase, 1/12th HP. 1.450 rpm; on silent mount. As new. £2.75 ea. P&P £1.75.

PYE DYNAMICS THICK FILM. 1 MHz Clocking Osc 5V supply. Size 19 x 25 x 6mm. Drives one TTL load. 75p ea.

COMPRESSOR UNIT. Compact, 115V 50HZ single phase 1.5A continuous 1.425 rpm. Outside piston housing approx. 3". £18 ea. P&P £2.

MAGNET DEVICES. Plug-in RELAYS 240V AC, 3-pole c/o. Heavy duty 10 amp. Complete with base. BRAND NEW EQUIPMENT NOT USED, 3 on sub assembly £2.50. P&P £1 or £1.25 ea. P&P 45p.

SMALL MAINS TRANSFORMER 240V Pri, 12V 100MA sec. 60 x 40 x 42mm. 50p ea. P&P 75p.

G.I. BRIDGE RECTIFIER type W01 (ideal for above) 17p ea.

FAIRCHILD FND10 7 segment display 0.15, Red, Common-cathode 65p ea. P&P 15p. Info supplied.

MULLARD TUNER MODULES — with data.

LP1171 combined AM/FM IF strip. 10.7MHZ. £3.50 ea.

LP1179 FM front end with AM tuning and 87.4MHZ to 104.5MHZ tuning. 10.7MHZ IF £3.50 ea. P&P 50p each unit. The Pair £5.75. P&P 75p.

POWER UNIT MODULE containing 2 small, 3 med. & 1 large ferrite cores; 3-TO3 power transistors, caps, resistors, high powered diodes, 9 resistors, 3 min. fuse holders, etc. £1.50 ea. P&P £1.25.

GENERAL ELECTRIC OPTO-ISOLATORS type H15VX504 65p ea. P&P 15p. 10 for £5. P&P £1.

MINIATURE REED SWITCHES 9p ea. P&P 15p.

ROTARY SWITCHES 250V 10A 10p ea. P&P 15p.

LEDEX ROTARY SOLENOIDS 115V DC. No switch assembly 25p ea. P&P 25p.

POTTER & BRUMFIELD TIMER RELAYS. 24/48V. Heavy duty 2 pole c/o with 5 secs. delay at 48V increasing with voltage reduction. Timing can be altered by changing value of resistor/capacitance. 50p ea. P&P 25p.

CABLE NEATERS — neaten up your wire on a chassis with these push-on clips. 10 for 20p. 100 for £1.50. P&P extra.

AUDIO AMPLIFIER BOARD. Size 4 1/2 x 2 1/2. Output pair of TIP31s. Circuit supplied. £1.50 ea. P&P 30p.

DIGITAL 24 HOUR CLOCK with built-in alarm as used in BRAUN Digital Clocks. Silent running. Large illuminated Numerals. AC Mains. Size 6 1/2 x 2 3/4. ONLY £4.25 ea. P&P 50p.

BROOKE CROMPTON & PARKINSON extractor fan assembly 115V operation. £1 ea. P&P £2. OR TWO for £1.50. P&P £3.25.

**DON'T FORGET YOUR MANUALS**

s.a.e. with requirements

VARIACS — ex-eq. 2 amp £8 ea; 8 amp old style £18 ea, later style £22 ea; 15 amp £35 ea; 20 amp £45 ea. 3 Phase variacs available — please enquire.

**A LARGE QUANTITY OF MISCELLANEOUS TEST GEAR — CHASSIS UNITS, ETC., ON VIEW AT LOW COST**

Minimum Mail Order £2. Excess postage refunded. Unless stated — please add £3.25 carriage to all units

VALUE ADDED TAX not included in prices — Goods marked with \* 12 1/2 % VAT, otherwise 8%

Official Orders Welcomed. Gov./Educational Depts., Authorities, etc., otherwise Cash with Order.

Open 9 a.m. to 5.30 p.m. Monday to Saturday



**CHILTMHEAD LTD**

**MAINS TRANSFORMERS**

All these have 230/240v 50hz Primary

Voltage	Our Ref.	Price	Post
1v	2 amp TM 1	£1.94	.40
2.4v	5 amp TM 2	£1.62	.45
4v	7 amp TM 3	£2.70	.60
6v	10 amp TM 3	.85	.40
6.5v	3 amp TM 37	.85	.40
6.5v	200 mA TM 21	£1.62	.40
6.5v-0-6.5v	100 mA TM 21	£1.62	.40
6.5v-0-6.5v	750 mA TM 7	£2.16	.45
6.5v-0-6.5v	100 mA TM 33	£1.62	.40
6.5v	2 amp TM 4	£1.89	.50
6.5v	1 amp TM 12	£1.62	.40
6.5v + 8.5 sep. winding	1/2 amp TM 12	£1.62	.40
9v	1 amp TM 5	£1.62	.45
9v	1 amp 'c' core TM 6	£1.89	.40
9v	3 1/2 amp TM 11	£2.70	.50
10v	5 amp TM 58	£3.24	.50
10v	25 amp TM 15	£4.86	£1.25
10v-0-10v	4 amp TM 50	£3.78	£1.25
10v-0-10v	12 1/2 amp TM 15	£4.86	£1.25
12v	1/2 amp TM 9	£1.05	.50
12v	100 mA TM 21	£1.62	.40
12v	100 mA TM 7	£2.16	.50
12v	1 amp TM 10	£1.89	.50
12v-0-12v	50 mA TM 19	£1.62	.40
12v-0-12v	1 amp TM 41	£3.24	.50
15v tapped 9v	2 amp TM 11	£2.70	.50
17v	1/2 amp TM 12	£1.62	.50
17v	1/2 amp TM 13	£1.80	.50
20v	1/2 amp TM 14	£1.62	.50
20v (with 6v 1/2 amp)	2 amp TM 50	£3.78	£1.25
20v	6 amp TM 46	£4.32	£1.25
20v	12 1/2 amp TM 15	£4.86	£1.25
20v-0-20v	6 amp TM 15	£4.86	£1.25
24v	1 1/2 amp TM 16	£2.12	.60
24v	2 amp TM 17	£2.17	.60
24v + 2v 7 amp	2 amp TM 39	£2.57	.70
24v	4 amp TM 40	£3.78	.80
26v	1 1/2 amp TM 18	£2.43	.60
26v	2 amp TM 39	£2.56	.60
26v	8 amp TM 15	£4.86	£1.25
37v	37 amp TM 34	£31.86	£8.00
40v	3 amp TM 46	£4.32	£1.25
40v	5 amp TM 48	£5.02	£1.25
40v	6 amp TM 15	£4.86	£1.25
40v-0-40v	2 1/2 amp TM 48	£5.02	£1.25
50v-0-50v with 6.3v shrouded	8 amp TM 29	£11.65p	£1.75
50v	6 amp TM 46	£4.32	£1.25
60v tapped 40v & 20v	2 amp TM 24	£7.02	£2.50
70v	7 amp TM 23	£8.10	£2.00
75v-3 amp with 6.3v shrouded	4 1/2 amp TM 24	£7.02	£2.50
75v	4 amp TM 24	£7.02	£2.50
80v tapped 70v & 75v	2 1/2 amp TM 48	£5.02	£1.25
80v centre tapped	1 amp TM 25	£7.02	£1.75
100v	1/2 amp TM 25	£7.02	£1.75
100v-0-100v	1/2 amp TM 25	£7.02	£1.75
200v	1/2 amp TM 25	£7.02	£1.75
250v-0-250v with 6.3v 2a	50 mA TM 36	£3.78	£1.00
250v	100 mA TM 36	£3.78	£1.00
500v	50 mA TM 36	£3.78	£1.00
250v	60 mA TM 26	£3.24	£1.00
1000v (and over secs)	60 mA TM 43	£6.50	£2.00
4 Kv	5 mA TM 49	£4.05	.70
5 Kv	5 mA TM 50	£7.02	£1.00
8 Kv	5 mA TM 45	£14.05	£2.00
8.5 Kv	10 mA TM 31	£10.26	£2.00

Full range of Mains to 120v Auto transformers available

**Car Starter Charger Kit.** New Version, two 10 amp rectifiers, 250W transformer and the start charge switch with instructions. Price **£9.75**. This is probably one of the most useful pieces of equipment you can have in your garage. Sooner or later you or someone will leave something on and you will have a flat battery, this starter will get you away usually in less than five minutes.

**Interested in Tape Control.** American made tape punches, really beautiful units full of sophisticated parts, designed we believe to automatically operate typewriters, and they can of course be used to operate other punch tape controlled machines. Reference number is NCR Class 461-2 reference 205 HB R56. We believe these are 8 bit paper tape punches, powered from 115v 50HZ in very good condition with tape **£16.00**, Carriage is **£3.20**.

**Digital Panel** made for the G.P.O. for incorporation, we understand, in push-button dialling units, this has the usual 10 digits, each of which when depressed operates a two pole switch. Really beautifully made size approx. 4 square. Price **£2.95**.

**25 Watt Audio Systems in Cabinets.** Comprising 8 woofer and 3 tweeter with crossover and terminal connection panel, mounted in simulated teak finish cabinet with fabric front. These are extremely good quality units comparable with those selling at twice the price. Cabinet size approx. 20 high, 10 1/2 wide and 8 1/2 deep, heavy cabinet made of thick blockboard. Price **£25.00** the pair, well worth you coming to collect them but if you cannot collect them, then still worth adding **£5.00** the pair for carriage.

**TW Switch 15 amp.** Meant to switch off heater should it be knocked over; this pendulum operated switch is on only when it is in the upright position. It could be incorporated in burglar alarm, car alarms, etc. Contacts look quite able to cope with 15 amp loads at mains voltage. Price **£4p**.

**Heating Pads.** These measure 11 long x 8 1/4 wide and are flat. Look rather like pieces of thick blotting paper. Wire ended 250 watt or joined in series they would be approx. 60 watt each. Dozens of units. Price **80p** or two for **£1.50**.

**Load Ringing Bell,** industrial type with 6" gong, 24v DC operated. Price **£7.50**.

**Switch Trigger Mat,** size 24" x 18" for going under carpet, etc. Price **£2.50**.

**24v Relay** with latching contacts. Price **95p**. **Secret Switch** with key. Price **85p**. **24v amp DC Power Supply,** Price **£5.50**.

**Circuit Diagram.** No charge, just request.

**Mouth Operated switch.** Probably not made with this use in mind, more likely made for washing machines to control water level, etc., this is a sensitive low pressure device which operated three 1 pole changeover switches at different levels of pressure but all within a normal person's blowing capacity — blow gently into it and No. 1 switch operates, blow a little stronger and No. 2 operates, blow harder still and No. 3 operates. The switch is airtight so weight of water or other fluid substance could operate it. Undoubtedly a switch with very many applications. Disc type construction, this is approx. 3 1/2" dia. x 1 1/2" thick — the air entry is a pipe approx 3/16 dia. — electrical contacts we estimate a 10 amp c/o or a 230 volt connection by push on tags. Order ref. PS. 4. Price **£1.95**. Large quantity available.

**Powerful Induction Motor.** 1 1/2" stack, double ended, would drive a small lathe, drill or grinder or would power a blowing or extracting fan. Fit suitable pulleys and it would drive a pebble polisher or similar, being double ended it will drive in either direction. Can also be fixed from either end. Fixing bolts are fitted and these are 1 1/4" apart. Spindles 1/2" in diameter extend 1 1/4" beyond each end plate. A motor like this would cost at least £3 from makers but we have a large quantity to offer at **£2.50**. Order Ref. MM. 10.

**Vu Meter.** Edgewise mounting, through hole size 1 1/2" x 1/2" approx., these are 100 micro amp fsd and fitted with internal 6 volt bulb for scale illumination, also have zero rest. The scale is not calibrated but has very modern appearance. Price **£1.85**.

**DELAY SWITCH**

Mains operated — delay can be accurately set with pointers knob for periods of up to 2 1/2 hrs. 2 contacts suitable to switch 10 amps — second contact opens few minutes after 1st contact **95p**.

**SOUND TO LIGHT KIT.** Based on the 'Everyday Electronics' circuit, this is a very efficient little unit and when made up it is in every way equal to professional models costing many times the price. This unit is not tuned to any particular frequency it is simply dependent upon volume. This is no disadvantage in fact the effect is very pleasing. It will control up to 750w of lighting and it works well with amplifiers with outputs of c. 50 watts. The kit complete with leads and plastic case is **£4.00** only, or 10 for **£38.00**, post and VAT paid.

**MULLARD UNILEX**

A mains operated 4 + 4 stereo system. Rated one of the finest performers in the stereo field this would make a wonderful gift for almost anyone in easy-to-assemble modular form and complete with a pair of Plessey speakers this should sell at about £30 — but due to a special bulk buy and as an incentive for you to buy this month we offer the system complete at only **£15** including VAT and postage. 10 watt amps to upgrade **only £3.50** each



**UNISELECTORS**

These are pulse operated switches as used in automatic telephone switchboards, etc. The pulse moves the switch arm through one position. Except where indicated the selectors are 25 position types and 50v Coil is standard, 24v or 12v operation extra at **£2** per switch.



3 pole	£5.90
4 pole	£6.98
5 pole	£8.20
6 pole	£9.20
8 pole	£11.40
10 pole	£13.60

12 pole	£15.88
2 pole 50 way	£8.60
3 pole 50 way	£11.40



**INDUCTION MOTORS**

One illustrated is our reference MM11 made for ITT 1/4 stack 1 1/2 spindle **£2.25**, 1/2" stack model **£1.75**, 1" stack **£2.75**, 1 1/2" stack **£3.25**.



**RELAYS**

12 volt two 10 amp changeover plug in **95p**. 12v three 10 amp changeover plug in **£1.25**. 12v two changeover miniature wire ended **95p**. 12 volt open single screw fixing two 10 amp changeovers **85p**. 12 volt open three 10 amp changeovers **£1.25**. Latching relay mains operated 2 c/o contacts **£2.11**. Mains operated three 10 amp changeovers open type one screw fixing **£1.25**. Many other types with different coil voltages and contact arrangements are in stock, enquiries invited.



**EXTRACTOR FAN**

Ex-computers made by Woods of Colchester, ideal for fixing through panel — reasonably quiet running — very powerful 2500 rpm. Choice of two sizes 5" or 6 1/2" dia **£5** and **£6**.

**FLUORESCENT INVERTER**

For camping — car repairing — emergency lighting from a 12v battery you can't beat fluorescent lighting. It will offer plenty of well distributed light and is economical. We offer inverter for 21 and 13 watt miniature tube for only **£3.75** with tube and tube holders as well.

**This Month's Snip**

Harley CT 436 double beam oscilloscope, DG-6M8Z. Beautiful condition that may have slight faults. Manuals available. Snip price **£75.00**, carriage **£5.00**. Tektronix, Marconi, Philips and other make oscilloscopes.

**PP3/PP9 REPLACEMENT MAINS UNIT**

Japanese made in plastic container with leads size 2 x 1 1/2 x 1 1/2, this is ideal to power a calculator or radio, it has a full wave rectified and smoothed output of 9 volts suitable for a loading of up to 100mA **£2.53**.



**TANGENTIAL HEATER UNIT**




A most efficient and quiet running blower-heater by Solartron — same type as is fitted to many famous name heaters — Comprises mains induction motor — long turbo fan — split 2 kw heating element and thermostatic safety trip — simply connect to the mains for immediate heat — mount in a simple wooden or metal case or mount direct onto base of say kitchen unit — price **£4.95** post **£1.50** control switch to give 2kw, 1kw, cold blow or off available 60p extra.

3KW MODEL **£5.95** + £1.50 P&P

**MOTORISED DISCO SWITCH**

With 10 amp changeover switches, multi-adjustable, switches are rated at 10 amp each so a total of 200w can be controlled and this would provide a magnificent display. The motors are 50V, but they are of such a low wattage, only 2 watts, that they can be driven by a resistor or condenser, voltage dropper. 8 Switch model **£5.25**, 10 Switch model **£5.75**, 12 Switch model **£6.75**.



**TERMS:** Prices include Post & VAT, but orders under £6.00 please add 50p to offset packing, etc. Bulk enquiries please phone for generous discount 01-688 1833.

**J. BULL (ELECTRICAL) LTD**  
(Dept. WW)  
103 TAMWORTH ROAD  
CROYDON CR9 1SG

**IT'S FREE!**

Our monthly Advance Advertising Bargains List gives details of bargains arriving or just arrived — often bargains which sell out before our advertisement can appear. It's an interesting list and it's free just to get it. Below are a few of the Bargains still available from previous lists.

**Telephone Ringing Mains Unit.** Rather novel unit as it not only reduces mains to 50 volts but also reduces the mains frequency to 25hz., this frequency gives correct ringing tone for GPO bells. These units were made for the GPO so obviously are first-class. Completely enclosed and safe to mount on the wall or stand on a shelf. Price **£3.20**.

**Telephone Extension Bells** in bakelite wall box, these will save you missing calls when you are out in the garden or shed, etc. Price **£3.16**.

**Variable Mains Supply.** A bench mounting unit which contains an isolation transformer for safety and a 2 amp variac for adaptability. With this you will be able to get continuously variable mains supply from zero to full voltage at 2 amps. A real time saving device. Only Price **£20.75**.

**Answering Machines** still available as last month's newsletter but supplies are going down rapidly and this may well be your last chance to acquire one of these. A very large purchase this month enables us to offer a range of radio items. You will find the prices well below average:

**Cassette Recorder/Player.** Japanese or Hong Kong made, these have all the normal facilities record, playback, fast rewind etc., also sockets for stop/start, microphone, earphone and lead for mains as these operate from mains or HP 1 batteries. **£17.50**.

**Six Transistor Pocket Radios.** Medium wave only but with Radio 2 and Radio 4 changing places, Medium wave is all the average listener will want in the future. These little radios would make a lovely gift for a child. Modern design and in popular colours, please state preferred colour and give an alternative, price only **£1.50**.

**AM/FM Radio.** There's no doubt that FM does give better reproduction in good areas so a more adult member of the family will be pleased with one of these. The ones we have are in leatherette cases and are battery mains plug. These cover medium wave and VHF with optional AFC. Price **£6.75**.

**8 Track to Cassette Adaptors.** Cartridges are going out of popularity, cassettes on the other hand are being made in increasing numbers and cover practically every field of sound entertainment. Cassettes can be played in 8 tracks if you have an adaptor. We offer these adaptors complete in carrying case and the price is only **£8.50**.

**Soft Toy Radios.** Not necessarily only for the younger members of the family as these are soft and have universal appeal. Dolls, poodles, elephants and rabbits each with zip compartment at the bottom where the radio fits. Medium wave only, working from PP3 batteries. When ordering please state preference and if possible give an alternative. **£4.60**.

**5 Band Portable.** A very impressive radio in black imitation crocodile case, size approx. 12 ins. wide, 7 ins. high and 4 ins. deep. This has metal embellished carrying handle and a pullout chrome plated FM aerial, covers the following bands AM 535 to 1605 KHz. FM 88 to 108 MHz weather band 162.5 MHz and it has logging scale. This battery/mains radio has the built in mains unit also serves as a charger if you use rechargeable batteries. The mains unit has plug locks away in its own compartment, another feature is a dial indicator which shows state of batteries. A real snip at **£10.60**.

**Upright Multi Band Radio.** 5 Bands and again a most desirable radio, all other details similar to the one above. Only real difference being slightly smaller case, again in imitation crocodile but with soft handle and shoulder strap. Interesting point about both receivers is that if used with rechargeable batteries the built in mains unit serves as a charger. Price **£11.50**.

**Extension Speaker Cabinets.** A new delivery of these enables us to bring down the price quite a lot. We can now supply the smaller ones (11 1/2" x 8" x 4 1/2" approx.) at **£1.85**. Post £1.00 we have a larger one with a silver finish size approximately 12 1/2" x 9" x 5 1/2". Price of this is **£1.69**, post £1.50. If you can call and collect these speaker cabinets you can save yourself the quite considerable postage and you only have to use rechargeable batteries. We will be happy to quote for these at a special rate of 25% if you buy four or more. Note these cabinets are of very good quality (made for Rank Audio Systems) the grill material is Dacron.

**Slide Switch Bargain.** Double pole changeover standard size with good length of connecting wire soldered to each tag. — 10 for **£1.38**.

**Motor Start Relay.** The current through the motor start winding is passed through a coil which gives a slight time delay before connecting the main winding. This heavy duty contacts and can be used for many other projects. Price **£4p**.

**Six Digit Counter.** Mains operated, 1 pulse moves counter through one digit, not resettable but all you have to do is to make note of the numbers before the start of each count. Real bargain at **80p**.

**Be Prepared** for possible blackouts and interruptions in electricity supply this winter! Have some emergency lighting nearby. We still have the fluorescent outfits for operating 12v tubes from 12v car battery and the price is still the same **£3.95**, plus 50p post complete with a 21" tube.

**Bleepers.** 6/12 volt battery or transformer operated, ideal for using in many alarm circuits but particularly for car and motor-cycle alarms. These give a loud shrill note. American made by Delta Alarms. Price **£1.08** + 8p. The Large quantities available.

**Most Useful Timer.** Up to 12 on/off per 24 hours is what you can get from the Venner time switch if you fit our adaptor. The shortest on/off time is one hour but you can use any combinations of on/off to make up the 24 hours. An obvious use for this is to control immersion heaters. These are real current consumers and even though the thermostats are working properly, economies can be quite considerable if a time switch is used. Our Venner are all capable of 20 amp switching. There is of course many other applications for the time switch, which you will remember in its basic form follows the sun switching on at dusk and off at dawn. Price **£3.24** plus 50p post for switch with adaptor, extra for plastic case **£1.08** or metal case **£2.16** + 16p.

**Safe Solderstat.** For growers who use soil heating on benches, economies can be made by using a thermostat but if mains voltage equipment is used then the thermostat must be enclosed in a waterproof and earthable container. We can now supply this price **£3.78** + 28p. This container will accept the normal immersion heater type thermostat but for soil heating you want one which covers 50 deg. Fahrenheit and upwards, we can supply these at **£3.20**.

**Motorised Light Flasher.** We can offer two motorised units both capable of 2,000 watts of light. Our 1/2 second flasher changes every 1/2 second and the 2 second flasher changes every 2 seconds. Either type **£6.40**.

**Frightening Flash Bills** could lose some of their sting if you fit double glazing but even if the fuel bill does not come down much you will have a more comfortable home less draughts etc. Double glazing frames, movable in the Spring, can be quite easily made using rigid PVC sheetings. We have this, it is as clear as glass and virtually as everlasting. It is easy to fit as you will know current price. It is 600 mm (23 1/2") wide and available in any length (it rolls up, nail it). Price **15p** per sq. ft. Minimum order 20 sq. ft. for **£1.05** post 50p. Orders over **£6.00** post free. Longer lengths price negotiable.

**Car Battery Power Unit** made for Rank Radio. This unit has been designed to operate 6 volt battery powered equipment from a 12v car battery, it provides a reliable source of stabilized voltage and gives protection to your equipment in case of accidental reversal of connections also again excessive car battery voltage should this occur. The unit is of course made up virtually everlasting if used sensibly. It uses a negative earth circuit but it will operate in a positive earth car providing the instrument being played is not connected to the car chassis. A real bargain at **£2.20**.

**Project Boxes.** All those offered in a recent newsletter are still available, we have now had a much larger one size 8 1/2 x 5 1/2 x 3 1/2. Price **£1.85**.



# Electronic Brokers Ltd

## The Test Equipment People

**Calibrated & Guaranteed 12 Months**

### AC Voltmeters & Electronic Multimeters

#### ADVANCE

VM77E Transistorised Voltmeter 10Hz-6Hz, 1mV-300V I/P Z 10M Ohms £130.00

#### BOONTON

91H RF Valve Voltmeter 20KHz-1200MHz, 100µV-300V £415.00

#### BRADLEY

112RF Millivoltmeter 3mV-300mV, 1-300MHz, Battery operated £375.00

#### BRUEL & KJAER

2409 Electronic Voltmeter 2Hz-200KHz, 10mV-1000V True RMS £245.00

#### HEWLETT PACKARD

400F AC Voltmeter 20Hz-4MHz, 100µV-300V £235.00

411A RF Millivoltmeter 500KHz-1GHz, 10mV-10V £395.00

#### PHILIPS

PM.2503 Electronic Multimeter AC/DC Voltage and Current £90.00

#### ROHDE & SCHWARZ

U.R.V. RF Voltmeter 1KHz-2400MHz with 50 Ohms insertion unit 20mV-10V £235.00

#### SIGN

AM324 AC Voltmeter 15Hz-500KHz 1mV-300V £60.00

### Analogue Multimeters

#### AVO

Model 7 £40.00  
Model 8 £55.00  
Test Set No. 1 £65.00  
Precision Avo £45.00  
Leads, Prods, clips for Avo's £4.95

#### PHILIPS

PM 2412 AC/DC Volts & amps 40K Ohms/V £60.00

### Analysers

#### HEWLETT PACKARD

310A Wave Analyser 1kHz-2.5MHz, 10µV-100V voltage range, >76dB dynamic range, B.F.O. and recorder O/P. Has built in AM, LSB and USB detector. A SUPERB UNIT OF THE HIGHEST QUALITY £1200.00

332A Distortion Analyser 5Hz-600kHz, 0.1%-100% also AM detector £495.00

333A Distortion Analyser 5Hz-600kHz, 0.1%-100% also Auto Null £515.00

#### RACAL

409 Modulation Meter 3-1500MHz, AM & FM £345.00

#### ROGERS/SIGN

DM.344 Distortion Meter 20Hz-20KHz £230.00

#### TEKTRONIX

1L10 Spectrum Analyser Plug In 1-36MHz £750.00

1L30 Spectrum Analyser Plug In 925MHz-10.5GHz £1200.00

1L40 Spectrum Analyser Plug In 1.5-12.4GHz £1275.00

#### T.E.S.

D.566B Distortion Meter 10Hz-1MHz, 0.03 to 100% £305.00

#### MARCONI INSTRUMENTS

T.F. 791D Deviation Meter 4-1024MHz, Dev 10Hz-125KHz £195.00

#### UREI

Sonipulse 100A Acoustical Analyser 40-16KHz, 27 x 1/3 octave bandpass filters. Microphone not included £675.00

### Attenuators

#### MARCONI INSTRUMENTS

TF.1073A Series Step Attenuator DC-100MHz, 100dB 50 or 75 Ohms £75.00

TF.2162 Step Attenuator DC-1MHz, 0-111dB 600 Ohms. £120.00

TF.2162 Step Attenuator DC-1MHz, 0-111dB 600 Ohms. £120.00

TF.2162 Step Attenuator DC-1MHz, 0-111dB 600 Ohms. £120.00

TF.2162 Step Attenuator DC-1MHz, 0-111dB 600 Ohms. £120.00

TF.2162 Step Attenuator DC-1MHz, 0-111dB 600 Ohms. £120.00

TF.2162 Step Attenuator DC-1MHz, 0-111dB 600 Ohms. £120.00

TF.2162 Step Attenuator DC-1MHz, 0-111dB 600 Ohms. £120.00

TF.2162 Step Attenuator DC-1MHz, 0-111dB 600 Ohms. £120.00

TF.2162 Step Attenuator DC-1MHz, 0-111dB 600 Ohms. £120.00

TF.2162 Step Attenuator DC-1MHz, 0-111dB 600 Ohms. £120.00

TF.2162 Step Attenuator DC-1MHz, 0-111dB 600 Ohms. £120.00

TF.2162 Step Attenuator DC-1MHz, 0-111dB 600 Ohms. £120.00

TF.2162 Step Attenuator DC-1MHz, 0-111dB 600 Ohms. £120.00

TF.2162 Step Attenuator DC-1MHz, 0-111dB 600 Ohms. £120.00

TF.2162 Step Attenuator DC-1MHz, 0-111dB 600 Ohms. £120.00

TF.2162 Step Attenuator DC-1MHz, 0-111dB 600 Ohms. £120.00

TF.2162 Step Attenuator DC-1MHz, 0-111dB 600 Ohms. £120.00

TF.2162 Step Attenuator DC-1MHz, 0-111dB 600 Ohms. £120.00

TF.2162 Step Attenuator DC-1MHz, 0-111dB 600 Ohms. £120.00

TF.2162 Step Attenuator DC-1MHz, 0-111dB 600 Ohms. £120.00

TF.2162 Step Attenuator DC-1MHz, 0-111dB 600 Ohms. £120.00

TF.2162 Step Attenuator DC-1MHz, 0-111dB 600 Ohms. £120.00

TF.2162 Step Attenuator DC-1MHz, 0-111dB 600 Ohms. £120.00

TF.2162 Step Attenuator DC-1MHz, 0-111dB 600 Ohms. £120.00

TF.2162 Step Attenuator DC-1MHz, 0-111dB 600 Ohms. £120.00

TF.2162 Step Attenuator DC-1MHz, 0-111dB 600 Ohms. £120.00

TF.2162 Step Attenuator DC-1MHz, 0-111dB 600 Ohms. £120.00

TF.2162 Step Attenuator DC-1MHz, 0-111dB 600 Ohms. £120.00

TF.2162 Step Attenuator DC-1MHz, 0-111dB 600 Ohms. £120.00

TF.2162 Step Attenuator DC-1MHz, 0-111dB 600 Ohms. £120.00

TF.2162 Step Attenuator DC-1MHz, 0-111dB 600 Ohms. £120.00

TF.2162 Step Attenuator DC-1MHz, 0-111dB 600 Ohms. £120.00

TF.2162 Step Attenuator DC-1MHz, 0-111dB 600 Ohms. £120.00


TF.2162 Step Attenuator DC-1MHz, 0-111dB 600 Ohms. £120.00

#### FLUKE

332A DC Voltage Calibrator 0-1111.1110V in 3 ranges, 1ppm resolution, 0.003% calibration accuracy, O/P current 0-50mA £1350.00

931B True RMS Differential Voltmeter 10Hz-1MHz, 0.01V-1100V £1,050.00

883AB, AC/DC Differential Voltmeter 1mV-1100V £975.00



#### TEKTRONIX

184 Time Mark Generator £275.00

2901 Time Mark Generator £400.00

2101 5nS Pulse Generator £525.00

### Digital Counters

#### ADVANCE

TC.14 Frequency Counter DC-250MHz, 9 digit £295.00

TC.15 + TC.15P1 Counter & Plug In DC-500MHz, 9 digit, 10mV sensitivity £495.00

TC.17 or TC.17A Time Counter Freq. period, Period Average, Pulse width count DC-80MHz £195.00

TC.21 Time Counter Freq. Time, Period, Count Pulse width 2Hz-10MHz £195.00

TC.21 Time Counter Freq. Time, Period, Count Pulse width 2Hz-10MHz £195.00

TC.21 Time Counter Freq. Time, Period, Count Pulse width 2Hz-10MHz £195.00

TC.21 Time Counter Freq. Time, Period, Count Pulse width 2Hz-10MHz £195.00

TC.21 Time Counter Freq. Time, Period, Count Pulse width 2Hz-10MHz £195.00

TC.21 Time Counter Freq. Time, Period, Count Pulse width 2Hz-10MHz £195.00

TC.21 Time Counter Freq. Time, Period, Count Pulse width 2Hz-10MHz £195.00

TC.21 Time Counter Freq. Time, Period, Count Pulse width 2Hz-10MHz £195.00

TC.21 Time Counter Freq. Time, Period, Count Pulse width 2Hz-10MHz £195.00

TC.21 Time Counter Freq. Time, Period, Count Pulse width 2Hz-10MHz £195.00

TC.21 Time Counter Freq. Time, Period, Count Pulse width 2Hz-10MHz £195.00

TC.21 Time Counter Freq. Time, Period, Count Pulse width 2Hz-10MHz £195.00

TC.21 Time Counter Freq. Time, Period, Count Pulse width 2Hz-10MHz £195.00

TC.21 Time Counter Freq. Time, Period, Count Pulse width 2Hz-10MHz £195.00

TC.21 Time Counter Freq. Time, Period, Count Pulse width 2Hz-10MHz £195.00

TC.21 Time Counter Freq. Time, Period, Count Pulse width 2Hz-10MHz £195.00

TC.21 Time Counter Freq. Time, Period, Count Pulse width 2Hz-10MHz £195.00

TC.21 Time Counter Freq. Time, Period, Count Pulse width 2Hz-10MHz £195.00

TC.21 Time Counter Freq. Time, Period, Count Pulse width 2Hz-10MHz £195.00

TC.21 Time Counter Freq. Time, Period, Count Pulse width 2Hz-10MHz £195.00

TC.21 Time Counter Freq. Time, Period, Count Pulse width 2Hz-10MHz £195.00

TC.21 Time Counter Freq. Time, Period, Count Pulse width 2Hz-10MHz £195.00

TC.21 Time Counter Freq. Time, Period, Count Pulse width 2Hz-10MHz £195.00

TC.21 Time Counter Freq. Time, Period, Count Pulse width 2Hz-10MHz £195.00

TC.21 Time Counter Freq. Time, Period, Count Pulse width 2Hz-10MHz £195.00

TC.21 Time Counter Freq. Time, Period, Count Pulse width 2Hz-10MHz £195.00

TC.21 Time Counter Freq. Time, Period, Count Pulse width 2Hz-10MHz £195.00

TC.21 Time Counter Freq. Time, Period, Count Pulse width 2Hz-10MHz £195.00

TC.21 Time Counter Freq. Time, Period, Count Pulse width 2Hz-10MHz £195.00

TC.21 Time Counter Freq. Time, Period, Count Pulse width 2Hz-10MHz £195.00




A copy of our trading conditions is available on request

**ELECTRONIC BROKERS LIMITED**  
49-53 Pancras Road, London NW1 2QB  
Tel. 01-837 7781. Telex: 298694

Hours of Business: 9 a.m.-5 p.m.  
Mon.-Fri.: closed lunch 1-2 p.m.

Carriage and Packing charge extra on all items unless otherwise stated.

ADD 8% VAT TO ALL PRICES



**Calibrated &  
Guaranteed  
12 Months**

# Electronic

49-53 Pancras Road, London NW12QB  
Tel: 01-837 7781



## Digital Voltmeters & Multimeters

### ADVANCE

**DRM6 True R.M.S. DVM** 4½ digit, scale 1999. 10mV-1kV 10µV resolution. DC Volts. Frequency range DC-1MHz **£295.00**

### HEWLETT PACKARD

**3490A DM** 5½ digit, scale length 120000. AC Volts 1V-1kV 10µV resolution. DC Volts 100mV-1kV. 1µV resolution. Resistance 100 Ohms-10M Ohms. 1M Ohms resolution. Full auto-ranging and variable sample rate. Self check facility **£595.00**  
**34702A DMM C/W 34740A Display** 4½ digit. AC/DC & Ohms **£295.00**

### PHILIPS

**PM2424 DMM** 4 digit **£300.00**  
**PM.2443 DC DVM** 4½ digit, scale length 19999 **£430.00**  
**PM2513 D.M.M.** 3½ digit **£90.00**  
**PM.2513A DMM** 3½ digit, scale length 1999 **£95.00**

### S.E. LABORATORIES

**SM210 DC DVM** 4 digit, scale length 9999. 100mV-1kV. 10µV resolution **£250.00**  
**SM214 AC-DC DVM** 5½ digit, scale length 10999. SC-DC Volts 1.1V-1.1kV. 10µV resolution **£300.00**

### SCHLUMBERGER

**A243 Digital Voltmeter** 5½ digit, 1µV resolution Autoranging DC & AC (mean) & Ohms **£675.00**

### SOLARTRON

**7040 D.M.M.** 4½ digit c/w Battery Pack **£265.00**

### WESTON

**4449 3½ digit D.M.M.** AC-DC volts and current, resistance **£79.50**

## Miscellaneous

### E.N.I.

**500L R.F. Amplifier** 2-500MHz. 20Db gain. 300mW o/p **£315.00**

### FLUKE

**412B H.V. Power Supply** 0-2100V. Resolution 5mV o/p current 5-40mA **£365.00**

### WAVETEK

**755 Programmable Digital Phase Meter** 40Hz-2MHz. 0-360° **£750.00**

## Miscellaneous R.F. Accessories

### HEWLETT PACKARD

**1100A Delay Line** **£75.00**  
**8431A Pass Band Filter** 2-4GHz. 50 Ohms **£75.00**  
**8436A Pass Band Filter** 8-12.4GHz. 50 Ohms **£75.00**  
**8732A Pin Modulator** 1.8-4.5GHz. 50 Ohms **£100.00**  
**8734B Pin Modulator** 7.0-12.4GHz. 50 Ohms **£100.00**

## ROHDE & SCHWARZ

**ZDP Reflectometer** 300-4.200MHz 50 Ohms **£70.00**  
**ZPW Directional Coupler** 380-1000MHz 50 Ohms **£75.00**

## Oscilloscopes

### COSSOR

**CDU 150 Dual Trace Oscilloscope** DC-35MHz. 5mV/20V/div. Full delayed sweep. Long persistence CRT **£450.00**  
**4000 Dual Trace Oscilloscope** DC-50MHz. 5mV-10V/div. Full delayed sweep. Unused **£495.00**

### DYNAMCO

**7100 Dual Trace Portable Oscilloscope with 1Y2 and 1X2 modules** DC-30MHz. 10mV-20V/div. Full delayed sweep **£350.00**

**7500 Dual Trace Portable Oscilloscope** DC-40MHz. 10mV-20V/div. Full delayed sweep. Unused **£495.00**

### HEWLETT PACKARD

**184B Storage Scope** Rack style, variable persistence, c/w 1808A Dual Channel Vertical Amp, DC75MHz. 1825 Time base and Delay Generator, UNUSED CONDITION — BARGAIN **£1,600.00**

### PHILIPS


**PM.3240 Dual Trace Portable Oscilloscope** DC-50MHz. 5mV-2V/div. Full delayed sweep. From **£950.00**  
**PM3010 Miniature Scope** DC5MHz Dual Trace. Battery/Mains operation. Lightweight 1.8 Kg **£325.00**  
**PM3230 Dual Beam Scope** DC-10MHz 20mV/div, TV frame and Sync separator **£155.00**

### SOLARTRON

**CD 1400 Dual Trace Oscilloscope with 2 off CX 1441 and 1 off CS 14481 modules.** DC-15MHz **£155.00**

### TEKTRONIX

**531A Bench Oscilloscope** with Dial trace vertical Plug-In unit CA. DC-13.5MHz. Sensitivity 50mV-20V/div. **£290.00**  
**647A Bench Oscilloscope** with Dual trace vertical Plug-in unit 10A2A and delayed time base plug-in unit 11B2A DC-100MHz Sensitivity 10mV-20V/div. **£1,200.00**  
**585A Bench Oscilloscope** with Dual trace vertical Plug-in unit 82 DC-80MHz. Sensitivity 10mV-50V/div. **£775.00**  
**547 Bench Oscilloscope** with dial trace vertical Plug-in unit 1A1 DC-50MHz. Sensitivity 5mV-20V/div. **£775.00**  
**545B Bench Oscilloscope** with Dual trace vertical Plug-in unit CA DC-24MHz. Sensitivity 50mV to 20V/div. **£425.00**  
**432 Portable Scope** Dual Trace DC125MHz. 1mV/Div. SUPERB CONDITION. QUANTITIES AVAILABLE **£495.00**



**661 Sampling Scope** c/w 5T3 and 4S1. Dual Trace and accs. **£585.00**  
CA Plug In for 530, 540 and 580 series **£60.00**

**T932 Dual Trace Portable oscilloscope** DC-35MHz. 2mV-10V/div. Sweep speeds 0.5S-10nS/div. With trigger hold off **£550.00**

**7313 Split Screen Bistable Storage scope** c/w 7A18 and 7B53A modules. DC-25MHz. 5mV-5V/div. Full delayed sweep. C.R.T. readout. 4.9cm/µS writing speed. Auto erase can be converted to 4 trace unit with addition of another 7A18 module. EXCELLENTLY PRICED AT ONLY **£2450.00**

**7A22 Differential Plug In Unit.** D.C-1MHz 10µV-10V/div. Selectable upper and lower — 3dB joints DC offset. 100,000:1 cmrr. SUPERB VALUE **£450.00**  
**7A26 Dual Trace Plug In Unit.** DC-200MHz. 5mV-5V/div. **£610.00**  
**7D11 Digital Delay Plug In Unit.** Delay by time or events. Digital delay readout to 7½ digits. 100nS-1S delay time. 1nS resolution. Delay internal CRT display **£850.00**

**543B Bench Oscilloscopes** with Dual trace vertical Plug-in unit CA **£350.00**

**575 Transistor Curve Tracer** **£400.00**

**556 Dual Beam Scope (Mainframe)** DC-50MHz dependent on choice of Plug-ins **£325.00**

**555 Dual Beam Scope (Mainframe)** DC-33MHz wide choice of Plug-ins **£300.00**

## TELEQUIPMENT

**D67A Dual Trace Portable Oscilloscope.** DC-25MHz. 10mV-50V/div. Full delayed Sweep **£450.00**

## Oscilloscope Probes

### PROBES

**EB90 X1 Probe Kit** DC-20MHz. 1.5 mtr cable 40pF I/P cap. 500V DC max. working. BRAND NEW **£9.00**

**EB91 X10 Probe Kit.** DC-80MHz. 1.2 mtr. cable I/P Z 10M Ohms paralleled by 10.8pF. Compensation 15-50pF. BRAND NEW **£11.00**

**EB95 X1 and X10 Switched Probe Kit.** DC-15MHz in X1. DC-80MHz in X10. I/P Z 10M Ohms paralleled by 10.8pF in X10. 1.2 mtr. cable. BRAND NEW **£15.00**

### GREENPAR

**GE81500/2 X1, X10 Probe Kit.** DC-200MHz. 10M Ohms I/P resistance. Compensation 15-50pF. UNUSED **£27.00**

## Power Meters

### HEWLETT PACKARD

**430C RF Power Meter with 477B Thermistor Mount** 10MHz-10GHz. 100mW **£225.00**

### MARCONI

#### INSTRUMENTS

**TF 893A AF Power Meter** 20Hz-35KHz. 1mW-10W I/P Z 2.5 Ohms-20K Ohms **£185.00**

**TF.1020A Series RF Power Meter** DC-250MHz. 50-100W FS or 150-300W FS. I/P Z 75 Ohms on 50-100W model, 50 Ohms on 150-300W model. From **£105.00**

### T.E.S.

**MU964 AF Power Meter** 20Hz-50KHz. 1mW-10W I/P Z 2.5 Ohms-20K Ohms **£175.00**

A copy of our trading conditions is available upon request

**Carriage and packing charge extra on all items unless otherwise stated**

**Hours of business: 9a.m.-5p.m. Mon.-Fri. Closed lunch 1-2p.m.**

WW — 101 FOR FURTHER DETAILS

**Please note: All instruments offered are secondhand and tested and guaranteed 12 months unless otherwise stated**

# Brokers Ltd

## The Test Equipment People

### Pulse Generators

#### ADVANCE

**PG.52B Modular Pulse Generator** 0.1Hz-30MHz c/w 2 x P3, 3 x P2, P4, P5, P1  
£700.00  
**PG59 Dual Output Pulse Generator** (CT600) 1Hz-10MHz £595.00

#### PHILIPS

**PM5704 TTL Pulse Generator** with P.S.U. 0.1Hz-10MHz. TTL O/P will drive up to 30 gates £250.00  
**PM5715 Pulse Generator** Similar spec. to PM5712 but with variable rise and fall times £575.00  
**PM5770 Pulse Generator** 1Hz-100MHz Variable delay, width, rise and fall time. Single or double pulse, base line offset £790.00  
**PM5775 Pulse Generator** 1Hz-100MHz Variable delay, width, rise and fall time. Single or double pulse, base line offset £800.00  
**PM5776 Pulse Generator** Same spec. as PM5775 but dual O/P £900.00

### Radio Receivers

#### EDDYSTONE

**730/1A Communication Receiver** 480KHz-30MHz in 5 ranges, BFO, noise limiting, AF filter, AVC, RF gain, S Meter £175.00

**730/4 Communications Receiver** 480KHz-30MHz, 5 Bands, BFO, noise limiting, AVC, RF gain, AF filter, UNUSED CONDITION £275.00

**880 Communications Receiver** 500KHz-30.5MHz in 1MHz wavebands, BFO, AGC, RF-IF gain, noise limiting, AF filter, S Meter £325.00

#### RACAL

**RA117E Communications Receiver** 1-30MHz MHz and KHz tuned separately. Selectivity 100Hz-13KHz in 6 ranges, BFO, AVC, Noise limiter, RF/IF gain, S meter £375.00

### Recorders

#### ADVANCE

**Omniscribe 5000 Strip Chart Recorder** 1 and 2 pen models available. Please contact us for full details on modules and main frames. From £200.00

#### HOUSTON INSTRUMENTS

**6520 YT Recorder** £450.00

#### PHILIPS

PM8110 price now to read £250.00  
**PM8110 Mini Single Channel Chart Recorder** Sensitivity 10mV-10V full span. Chart width 12cm. Chart speed 5 and 20mm/min £300.00

#### RECORD

**3" Paper Width Recorder** with 500 µA sensitivity FS. Left-hand zero. 1 and 6 per hour chart speed £75.00

#### YOKAGAWA

**3047 Two Channel Chart Recorder** Scan width 250mm. Sensitivity 0.5mV-100V. Speeds 60cm/min to 2cm/hr. £530.00

### Signal Sources

#### ADVANCE

**H1E LF Sine/Square Oscillator** 15Hz-50KHz. Sine Square £75.00  
**J2E L.F. Oscillator** 15Hz-50KHz £90.00  
**J3 L.F. Oscillator** 10Hz-100KHz £150.00  
**J4 L.F. Oscillator** 10Hz-100KHz £135.00  
**SG67A Wide Range Oscillator** 1Hz-1MHz sine or square wave £95.00  
**SG68A Low Distortion Oscillator** 1.5Hz-150KHz. Battery operated. Distortion less than 0.01% £150.00

#### FLUKE

**6160A/DX Synthesised Signal Generator** 4-30MHz. 1Hz resolution £675.00

#### HEWLETT PACKARD

**202H AM/FM Signal Generator** 54-216MHz. From £495.00  
**608D VHF Signal Generator** 10-420MHz. From £495.00  
**612A U.H.F. Signal Generator** 540-1230MHz. From £950.00  
**616A U.H.F. Signal Generator** 1.8-4.2GHz £550.00  
**626A S.H.F. Signal Generator** 10-15.5GHz £500.00  
**608E A.M. Signal Generator** 10-480MHz £675.00

### MARCONI INSTRUMENTS

**TF.801D/1 AM Signal Generator** 10KHz-470MHz £400.00  
**TF.995A/5 AM/FM Signal Generator** 1.5MHz-220MHz £380.00  
**TF995B/2 AM/FM Signal Generator** 200KHz-220MHz £675.00  
**TF1060 AM Signal Generator** 450-1250MHz. From £400.00  
**TF1101 R-C Oscillator** 20Hz-200KHz. 1mV-20V into 600 Ohms. Metered O/P £125.00  
**TF1370A R-C Oscillator** 10Hz-10MHz £245.00  
**TF2000 AF Oscillator** 20Hz-20KHz £325.00  
**TF2002 AM Signal Generator** 10KHz-72MHz £675.00  
**TF.2005R Two Tone AF Signal Source** £350.00  
**TF2100 AF Oscillator** 20Hz-20KHz £150.00

#### MUIRHEAD

**D890A L.F. Decade Oscillator** 1Hz-111.1KHz £260.00

#### PHILIPS

**PM5125 Sine/Square Oscillator** 10Hz-1MHz £145.00  
**PM5167 Function Generator** 1MHz-10MHz. Sine, square, + pulse, ramp, triangle, single shot with variable phase £875  
**PM5105 LF Oscillator** 10Hz-100KHz £156.00  
**PM5324 AM/FM Signal Generator** 100KHz-110MHz £450.00  
**PM5326 AM/FM Signal Generator** 100KHz-125MHz Digital Readout £695.00



A copy of our trading conditions is available upon request

### ROHDE & SCHWARZ

**SBF Wide Band Oscillator BN40861** 10Hz-10MHz £230.00  
**SMCB S.H.F. Signal Generator** 1700-5000MHz £450.00  
**SMCC S.H.F. Signal Generator** 4400-8300MHz £500.00  
**SMLR Power Signal Generator** BN41001 100KHz-30MHz £350.00

### TELECOMMUNICATIONS

**SG5U Battery Operated F.M. Signal Generator** 400-480MHz £390.00

### SIGN ELECTRONICS

**S324 Low Distortion Oscillator** 6Hz-60KHz Battery operated £90.00

### Sweep Generators

#### KAY

**154C Sweeper Main Frame** with **PM7650B Plug-in Unit** 50KHz-110MHz £450.00

### MARCONI INSTRUMENTS

**TF1099 MF Sweep Generator** 100KHz-20MHz £175.00

### ROHDE & SCHWARZ

**Polyscop SWOB 1** Price to read £700.00  
**Polyscop SWOB I Wideband Sweeper and Display** 0.5-400MHz £1,000.00  
**SWH LF Sweep Generator** 50MHz £250.00

### TELONIC

**SM2000 Sweeper Main Frame** with **E-3M RF Plug-in Unit** 530MHz-3.12GHz £600.00

**SM2000 Sweeper Main Frame** with **LA-1M Plug-in** 0.20KHz £200.00  
**S-6 Plug-in Unit** for **SM2000 Main Frame** 600-1200MHz £250.00  
**S-4M Plug-in Unit** for **SM2000 Main Frame** 150-500MHz £200.00  
**L-6M Plug-in Unit** for **SM2000 Main Frame** 50-120MHz £200.00  
**HD-1A Sweep Generator** 400-900MHz £400.00  
**SD-3 Sweep Generator** 425-930MHz £450.00

### Test Sets

#### MARCONI INSTRUMENTS

**TF.2332 AF Transmission Test Set** 20Hz-20KHz £425.00  
**TF.2333 MF Transmission Test Set** 30Hz-560KHz £600.00  
**TF.2343 Quantization Distortion Tester** £400.00

#### S.T.C.

**74262B White Noise Test Set** 12KHz-4.5 MHz £600.00

### SEND FOR NEW 86 PAGE CATALOGUE


Containing latest information on our stocks of test equipment, minicomputers, computer peripherals, stroboscopes and tachometers. Apply now on official company headed paper for your free copy. Private address applications please remit £1.00. Airmail to overseas addresses, £2.00.

Calibrated & Guaranteed 12 Months



49-53 Pancras Road ADD 8% VAT  
London NW1 2QB TO ALL PRICES  
Tel: 01-837 7781. Telex: 298694

# Fluke Handymeter



## Meet Fluke's 8020A—the "multimeter with a difference!"

This unique lightweight 3½ digit meter not only measures all common voltages, currents and resistances to high precision in 24 ranges—it also measures conductance. So for the first time your handheld meter can check printed circuit board leakage, diode junctions, leaky capacitors and so on.

At only £112 plus VAT the 8020A has just got to be the handiest meter on the market. And of course it's made by Fluke, the World leaders in measurement.

### Check these features

- Large easy to read 3½ digit LCD display.
- 26 measurement ranges for AC/DC volts, amps, ohms and conductance.
- 0.25%V DC accuracy over 1 year.

- High power and low power ohms capability.
- Measures to 10,000MΩ using two conductance ranges.
- Long 9V battery life, typically 200 hours.
- Fully protected to 250V on all ranges.
- Protected against 6KV for 10μs on any range.
- 2 year warranty on parts and labour.

## FLUKE

**Fluke International Corporation**  
Colonial Way, Watford, Herts. WD2 4TT  
Telephone: (0923) 40511 Telex: 934583

# Electronic Brokers The Computer People

## STOP PRESS — LATEST SPECIAL PURCHASES

**LOW-COST ALPHANUMERIC 21-COLUMN PRINTER MECHANISMS MODEL AN101F BY SHINSHU-SEIKI.**

Continuous rotating drum device with 15VDC motor. 42 character set of alphanumerics and symbols. Printing speed 1.2 lines per sec. on standard 3 1/2" adding machine roll. Supplied with full technical manual.  
Dimensions: 6" x 4 1/2" x 6 1/2", weight: 3KG  
**BRAND NEW SURPLUS**  
PRICE (Mail order total)  
AN101F Printer **£45.00** £50.76  
Amphenol Connector **£3.50** £3.78



**SURPLUS ASCII KEYBOARDS BY CLARE-PENDAR**

KB3 ROM-encoded ASCII keyboard with 63-push-button key stations. Selectable mode — either full ASCII or TTY. Selectable parity. TTL-compatible. Power requirements, +5V-12V. Constructed on rugged PCB with metal mounting plate. Supplied with full technical data. Manufacturers surplus.  
**ONLY £35.00** + p.&p.  
VAT (mail order total £39.42)



# SCOOP! MASSIVE BULK PURCHASE BRINGS YOU HAZELTINE VDUs AT LOWEST EVER PRICES



**H1000, ONLY £350**

### HAZELTINE H1000 SPECIFICATION

**SCREEN SIZE** — 12" diagonal.

**SCREEN CAPACITY** — 960 characters 80 per line x 12 lines.  
**CURSORS** — underline.  
**CHARACTER GENERATION** — 5 x 7 dot matrix 625 line raster.  
**CHARACTER SET** — 64 ASCII alphanumerics and symbols.  
**CHARACTER SIZE** — 1/8 inch (.32cm) nominal height, 3/32 inch (.24cm) nominal width.  
**TUBE PHOSPHOR** — P4 (white on black)  
**REFRESH RATE** — 50 fields per second.  
**KEYBOARDS** — TTY format attached.  
**INDICATORS** — Power On, Parity Error, Dataset ready.  
**PARITY** — Parity error indicated by Parity light and question mark (?) displayed in character position.  
**TRANSMISSION** — Asynchronous. Switch-selectable for any two standard rates up to 9600 baud.  
**OPERATING MODES** — Full/half Duplex.  
**MEMORY** — High speed MOS refresh.  
**STANDARD INTERFACE** — CC ITT V-24 (EIA RS-232 B/C).  
**REMOTE COMMANDS** — Home Cursor, Clear Screen, Carriage Return, Line Feed.

### HAZELTINE H2000 SPECIFICATION

**SCREEN SIZE** — 12" diagonal. 1998 characters; 74 per line x 27 lines.  
**CHARACTER GENERATION** — 5 x 7 dot matrix 625 line raster.  
**CHARACTER SET** — 64 alphanumerics and symbols. 32 ASCII control codes.  
**KEYBOARD** — Detachable, solid state, teletypewriter design. 10-key numeric cluster plus editing and cursor control keys.  
**TRANSMISSION** — Asynchronous. Switch-selectable for combinations of 5 standard rates, 75 to 9600 baud.  
**OPERATING MODES** — Switch-selectable, full duplex, half duplex or batch (buffered).  
**MEMORY TYPE** — 2048 x 8 RAM.  
**EDITING FEATURES** — Full Cursor controls plus Insert/Delete Character, Insert/Delete Line, Clear Screen, Clear Foreground Data Only, Tab.  
**STANDARD INTERFACE** — CC ITT V-24 (EIA RS-232 B/C) or 202C Compatible.  
**REMOTE COMMANDS** — Insert/Delete Line, Clear Screen, Clear Foreground Data Only, Home Cursor, Address Cursor, Set Background Intensity, Set Foreground Intensity, Carriage Return, Backspace, Ring Bell, Transmit, Print.



**H-2000A ONLY £495**  
**Also available:**  
**H-2000B £595**

**AUXILIARY OUTPUT** — Standard printer interfaces; standard cassette interface; remote monitor interface.  
**TUBE PHOSPHOR** — P39 (green on black).

## Mini-Computer Exchange

### DEC BIG SAVINGS ON OUR LARGE STOCK OF PROCESSORS, PERIPHERALS AND ADD-ON MEMORY

**PDP11/04 PROCESSORS.** Configured to suit your requirements — 8K and 16K MOS memory increment or 16K core memory increments. Asynchronous interface/line clock — either DL11WA (20mA) or DL11WB (EIA). All in perfect as-new condition. Prices from **£2,500.**



- PDP11 ADD-ON MEMORY**  
11/04-11/34 series - MS11FP 8K MOS. £550; MS11JP 16K MOS **£1,200**; MM11DP 16K core **£1,500**; M7850 parity control. **£250.**  
11/35-11/40-11/45 series - MF11UP 16K parity core complete with backplane — **ONLY £1,500**; MM11-UP 16K expander core (prerequisite MF11-UP). NOW **ONLY £1,250.**  
**DD11A** 4 SPC-slot backplane **£195.00**  
**DR11B** DMA Interface complete with backplane **£750.00**  
**VT8E** Alphanumeric & graphic Display terminal complete with PDP8E interface **£875**  
**PDP11/40** CPU (memory available if required) **ONLY £3,950**  
**PR11** High-speed paper tape reader and control **£1,450.00**  
**RTO1AB** Numeric single-line data entry terminal **£150.00**  
**TC11** TU56 DEtape drive and control **£1,395.00**  
**VTO1** Tektronix 611 XY Storage Monitor As new condition. **ONLY £950.00**  
Also available AA11-D controller. **£195.00**

## Printers and Terminals

### LARGE STOCKS OF ASR33 AND KSR33 TELETYPE TERMINALS

- ★ ASCII Keyboard
  - ★ Hard-copy unit (friction or sprocket paperfeed)
  - ★ Paper tape punch and reader (ASR33 only)
  - ★ Line unit (20mA/6V/80V)
- Prices from **£425** (KSR) and **£650** (ASR).




### CENTRONICS MATRIX PRINTERS

132 column printer with 64 ASCII character set, 165 cps operation.  
**Model 101-5x7** dot matrix.  
**Model 101A-7x9** dot matrix. **£750.00**




### ANOTHER SCOOP PURCHASE — SCOPE DATA 240 CPS MATRIX PRINTER

- ★ 80 Column Receiver — Only Printer with full upper & lower case ASCII character set.
  - ★ Standard RS232 Interface.
  - ★ Electro-Sensitive printing ensuring quiet operation.
  - ★ BRAND NEW SURPLUS.
- Dimensions: 17 1/2" x 13 1/2" x 5 1/2". weight: 30lbs.  
PRICE: **ONLY £695.**



## Keyboards

### NEW ASCII KEYBOARD MODEL KB756



- ★ 56 Key-stations with 2-key rollover.
- ★ Full 128 ASCII character set with ROM encoder.
- ★ Standard TTL logic — power requirements +5V-12V.
- ★ Supplied with full technical data and circuitry.

**Now available in two versions at GREATLY REDUCED PRICES as a result of our bulk buying policy.**

	Mail Order Total	Order
KB756 built on PCB	<b>£49.50</b>	<b>£55.08</b>
KB756MF inc. metal mounting frame for extra rigidity	<b>£55.00</b>	<b>£61.02</b>

OPTIONAL EXTRAS:		
KB15P Edge connector	<b>£3.25</b>	<b>£4.05</b>
KB701 Plastic Enclosure	<b>£12.50</b>	<b>£14.31</b>
KB702 Steel Enclosure	<b>£25.00</b>	<b>£28.82</b>
KB710 Numeric Pad	<b>£8.00</b>	<b>£9.18</b>
KB2376 Spare ROM Encoder	<b>£12.50</b>	<b>£14.00</b>

**All items quoted are refurbished second-user equipment unless otherwise stated.**

## ELECTRONIC BROKERS LIMITED (COMPUTER DIVISION)

49-53 Pancras Road, London NW1 2QB. Tel. 01-837 7781. Telex: 298694

A copy of our trading conditions can be supplied on request.

Hours of business:  
9 a.m.-5 p.m. Mon.-Fri. Closed lunch 1-2 p.m.

ADD 8% VAT  
TO ALL PRICES

Carriage & Packing charge extra  
on all items unless otherwise stated

# Marshall's

*Come and get a great deal*

Call in and see us 9.5-30 Mon.-Fri. 9.5-00 Sat.  
Tel. orders on credit cards £10 min.  
Trade and export enquiries welcome

**A. Marshall (London) Ltd., Dept: WW Head Office mail order: Kingsgate House, Kingsgate Place, NW6 4TA. Tel. 01-624 0805 Retail Sales London: 40-42 Cricklewood Bdw., NW2 3ET. Tel. 01-452 0161/2. Telex: 21492 London: 325 Edgware Rd., W2. Tel. 01-723 4242. Glasgow: 85 West Regent St., G2 2QD. Tel. 041-332 4133. Bristol: 1 Straits Pde., Fishponds Rd., BS16 2 LX. Tel. 0272 654201**

**POPULAR INTEGRATED CIRCUITS. (A very small selection from our vast stocks, please enquire about devices not listed.)**

CA3018 0.75	LM341P5 0.80	LM1303N 1.15	SA5570 2.70	TBA550Q 3.80	7405N 0.22
CA3018A 1.10	LM341P12 0.20	LM1304N 1.52	SAJ110 2.10	TBA5600Q 0.55	7406N 0.56
CA3020 2.20	LM341P15 0.80	LM1305N 1.52	SO41P 1.35	TBA570 2.10	7407N 0.55
CA3020A 2.50	LM341P24 0.80	LM1307N 1.22	SO42P 1.35	TBA570Q 2.20	7408N 0.22
CA3028A 0.90	LM341P24 0.80	LM1310N 2.10	SN76001N 1.30	TBA700Q 2.20	7409N 0.22
CA3028B 1.25	LM348N 0.80	LM1351N 1.30	SN76003N 2.38	TBA720AQ 0.20	7410N 0.20
CA3030 1.50	LM348N 0.80	LM1458N 0.45	SN76013N 1.50	TBA750 2.36	7411N 0.26
CA3030A 2.20	LM358N 0.80	LM1496N 0.97	SN76023N 1.50	TBA750Q 2.45	7412N 0.20
CA3038 2.90	LM360N 3.00	LM1808N 2.10	SN76033N 2.35	TBA800 1.30	7413N 0.36
CA3038A 4.10	LM370N 3.30	LM1812N 6.20	TAA263 1.35	TBA810S 1.30	7414N 0.36
CA3045 1.55	LM371H 2.35	LM1828N 1.90	TAA300 3.70	TBA820 0.80	7420N 0.22
CA3046 0.77	LM373N 3.35	LM1830N 1.90	TAA320A 1.15	TBA820 0.80	7423N 0.32
CA3048 2.45	LM374N 3.35	LM1841N 1.90	TAA320A 1.15	TBA820 0.80	7423N 0.32
CA3052 1.78	LM377N 1.80	LM1845N 1.50	TAA350A 3.00	TBA820 0.80	7423N 0.32
CA3080 0.85	LM378N 2.40	LM1848N 1.98	TAA521 1.10	TBA820 0.80	7423N 0.32
CA3080A 2.10	LM379S 4.25	LM1850N 1.90	TAA522 2.10	TBA820 0.80	7423N 0.32
CA3085 0.50	LM3808N 0.98	LM1858N 4.90	TAA550 0.48	TBA820 0.80	7423N 0.32
CA3088B 1.87	LM3809N 0.98	LM1889N 4.90	TAA560 2.10	TBA820 0.80	7423N 0.32
CA3089N 2.90	LM3809N 0.98	LM1889N 4.90	TAA560 2.10	TBA820 0.80	7423N 0.32
CA3090 4.40	LM3809N 0.98	LM1889N 4.90	TAA560 2.10	TBA820 0.80	7423N 0.32
CA3130 1.08	LM381AN 2.70	LM1889N 4.90	TAA560 2.10	TBA820 0.80	7423N 0.32
CA3140 1.04	LM381N 1.89	LM1889N 4.90	TAA560 2.10	TBA820 0.80	7423N 0.32
LM301 0.30	LM382N 1.32	LM1889N 4.90	TAA560 2.10	TBA820 0.80	7423N 0.32
LM307N 0.50	LM384N 1.55	LM1889N 4.90	TAA560 2.10	TBA820 0.80	7423N 0.32
LM308N 0.95	LM386N 0.88	LM1889N 4.90	TAA560 2.10	TBA820 0.80	7423N 0.32
LM309K 1.95	LM387N 1.10	LM1889N 4.90	TAA560 2.10	TBA820 0.80	7423N 0.32
LM317K 3.35	LM388N 1.00	LM1889N 4.90	TAA560 2.10	TBA820 0.80	7423N 0.32
LM318N 2.45	LM389N 1.00	LM1889N 4.90	TAA560 2.10	TBA820 0.80	7423N 0.32
LM320T5 2.15	LM702C 0.81	LM1889N 4.90	TAA560 2.10	TBA820 0.80	7423N 0.32
LM320T12 2.15	LM709 0.70	LM1889N 4.90	TAA560 2.10	TBA820 0.80	7423N 0.32
LM320T15 2.15	LM7098 0.50	LM1889N 4.90	TAA560 2.10	TBA820 0.80	7423N 0.32
LM320T24 2.15	LM7098 0.50	LM1889N 4.90	TAA560 2.10	TBA820 0.80	7423N 0.32
LM320P5 1.15	LM710 0.87	LM1889N 4.90	TAA560 2.10	TBA820 0.80	7423N 0.32
LM320P12 1.15	LM7101A 0.64	LM1889N 4.90	TAA560 2.10	TBA820 0.80	7423N 0.32
LM320P15 1.15	LM711CN 0.72	LM1889N 4.90	TAA560 2.10	TBA820 0.80	7423N 0.32
LM320P24 1.15	LM723C 0.75	LM1889N 4.90	TAA560 2.10	TBA820 0.80	7423N 0.32
LM320P24 1.15	LM723C14 0.45	LM1889N 4.90	TAA560 2.10	TBA820 0.80	7423N 0.32
LM323K 6.95	LM741C 0.70	LM1889N 4.90	TAA560 2.10	TBA820 0.80	7423N 0.32
LM339N 0.60	LM741C8 0.30	LM1889N 4.90	TAA560 2.10	TBA820 0.80	7423N 0.32
LM340T5 0.88	LM741C14 0.30	LM1889N 4.90	TAA560 2.10	TBA820 0.80	7423N 0.32
LM340T15 0.88	LM747CN 0.99	LM1889N 4.90	TAA560 2.10	TBA820 0.80	7423N 0.32
LM340T24 0.88	LM748B 0.50	LM1889N 4.90	TAA560 2.10	TBA820 0.80	7423N 0.32
	LM7814 0.90	LM1889N 4.90	TAA560 2.10	TBA820 0.80	7423N 0.32

**ALL PRICES NOW INCLUDE VAT CORRECT AT 12.11.78**

**Our range covers over 8,000 items. The largest selection in Britain. Top 200 ICs, TTL, CMOS & LINEARS**

**MICROPROCESSOR SUPPORT CHIPS**

<b>RAM</b>	<b>ROM</b>	<b>TRISTATE BUFFER</b>	<b>8080 SUPPORT</b>
210T-2 £3.63	1702AQ £8.10	DM81L595 £1.36	8224 £4.58
2102-2 £1.94	5204Q £11.00	DM81L596 £1.36	8228 £5.85
2111-2 £3.63	2708Q £13.00	DM81L597 £1.36	8212 £3.10
2112-2 £3.63	2716 £40.00	DM81L598 £1.36	8216 £2.60
2107 £8.47			8226 £2.60
2116 £36.55			8253 £11.38
8154 RAM I/O chip £8.83			8254 £4.50

**VAT INCLUSIVE PRICES**

**MICRO CHIPS**

SC/MP1 £12.96	6800P £16.99	8080A £7.42	57109 £12.75	57190 £10.25	57161 £10.25
---------------	--------------	-------------	--------------	--------------	--------------

**CONVERT TV SET TO VDU**

The new CRT control chip from Thomson CSF SF96364. Convert your TV set into an electronic VDU - 16 lines x 64 characters - requires RAM, character generator and little else for a basic VDU. Available as chip or full display card. Full cursor control, 5 volts TTL compatible, line erase, full card includes UART, Modem, Char. gen, etc. Com. video out from encoded keybd. in.

**NEW FULL CARD £17.20**

**THYRISTORS** plastic pack 400v TO220 Texas

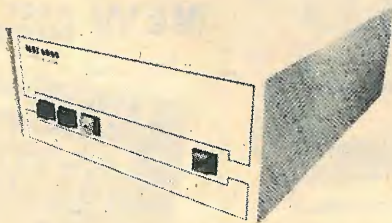
4 amp 72p	16 amp 93p
6 amp 77p	20 amp £1.87
8 amp 82p	25 amp £2.20
12 amp 93p	

**NEW 1979 CATALOGUE**

40 page catalogue - new enlarged micro section - largest range of quality components from franchised suppliers available in UK. All VAT inclusive prices. Over 8,000 line items plus lots more 50p post paid or 40p to callers at any of our four branches.

# seed

**PORTLAND HOUSE, COPPICE SIDE, BROWNHILLS**



**MSI 6800**  
with 8K Ram.  
**KIT £375**



**NEW SWTPC 6800**  
Level 2  
**KIT £300**

**FD8 FLOPPY DISC £935. BFD68 MINI FLOPPY £522**  
**SOROC 1Q120 TERMINAL £699 ASS.**  
**CASSETTE INTERFACE KIT £18.95**

Send S.A.E. for full brochure

**STRUMECH ENG. ELECTRONICS DIV. BROWNHILLS 4321**

**SOLE U.K. DISTRIBUTOR FOR MSI & SMOKE SIGNAL BROADCASTING**

# Appointments

Advertisements accepted up to 12 noon Friday, December 22 for February issue, subject to space being available.

**DISPLAYED APPOINTMENTS VACANT:** £8.50 per single col. centimetre (min. 3cm).  
**LINE advertisements (run on):** £1.20 per line, minimum three lines.  
**BOX NUMBERS:** 60p extra. (Replies should be addressed to the Box Number in the advertisement, c/o Wireless World, Dorset House, Stamford Street, London SE1 9LU.)  
**PHONE:** Barry Leary on 01-261 8508  
*Classified Advertisement Rates are currently zero rated for the purpose of V.A.T.*

## Land a good job

Your  
Radio Officer's  
qualifications  
can mean a lot  
here on shore

If you're thinking of a shore-based job, here's where you'll find interesting work, job security, good money, and the opportunity to enjoy all the comforts of home where you appreciate them most - at home!

The Post Office Maritime Service has vacancies at Portishead Radio and some of its other coast stations for qualified Radio Officers to undertake a wide variety of duties, from Morse and teleprinter operating to traffic circulation and radio telephone operating.

To apply, you must have a United Kingdom Maritime Radio Communication Operator's General Certificate or First Class Certificate of Proficiency in Radio-telegraphy or an equivalent certificate issued by a

Commonwealth Administration or the Irish Republic. And, ideally, you should have some sea-going experience.

The starting pay at 25 or over works out at around £4093; after three years' service this figure rises to around £5093. (If you are between 19 and 24 your pay on entry will vary between approximately £3222 and £3732). Overtime is additional, and there is a good pension scheme, sick-pay benefits, at least 4 weeks' holiday a year, and excellent prospects of promotion to senior management.

For further information, please telephone Andree Trionfi on 01-432 4869 or write to her at the following address: ETE Maritime Radio Services Division (L690), ET17.1.2, Room 643, Union House, St. Martins-le-Grand, London EC1A 1AR.

Post Office Telecommunications

8508

## FIRST-CLASS TECHNICAL MAINTENANCE ENGINEER

Required urgently for

### AIR STUDIOS

For details of pay, pension and insurance schemes, bonuses, holidays, tel.:

Mr. D. Bridges  
01-637 2758

(8773)

## RADIO COMMUNICATIONS

Salary range £4620-£4940 p.a.

Radio Engineers required for planning of radio systems, development and commissioning of equipment involving both design and practical work.

The section is based at Paddington but applicants must be prepared to work at other locations. They must have had training and experience in mobile voice radio systems and have a knowledge of data transmission techniques.

Possession of an O.N.C. in Electrical or Electronic Engineering, or its equivalent, is desirable.

**VALUABLE FREE TRAVEL ON LONDON TRANSPORT  
SERVICES AT ALL TIMES**

Write for application form quoting ref. PA679/B/3 to Staff Appointments and Development Officer, London Transport, 55 Broadway, London SW1H 0DB, or phone 01-222 5600, extension 64.

 **LONDON TRANSPORT**

8769

## We've variety and interest to offer you as a service and test engineer in Stanmore

It's the variety that comes with working on a wide range of equipment. And the interest of knowing that your skills and experience are playing a vital role in maintaining the critical standards demanded by major airlines and Air Forces for their highly sophisticated avionics equipment.

Working either in aircraft or in our well equipped and pleasantly situated workshops in Stanmore, Middlesex, you will be involved in the repair, maintenance and overhaul of a variety of advanced airborne electronics equipment, both British and American.

It's work for which you'll need

to have sound practical experience of radio and electronics theory, ranging from audio to microwave. You should also have experience of using advanced test equipment for fault diagnosis, although training can be given where necessary.

We can offer you an excellent salary and benefits together with really first-class working conditions and subsidised staff restaurant, so if it's variety and interest you're looking for write now with details of your experience to: Mrs. E. Wagg, Marconi Avionics Limited, 22-26 Dalston Gardens, Stanmore, Middlesex HA7 1BZ. Telephone: 01-204 3322.

### MARCONI AVIONICS

A GEC-Marconi Electronics Company

(8763)

UNIVERSITY OF LIVERPOOL  
DEPARTMENT OF ELECTRICAL  
ENGINEERING AND ELEC-  
TRONICS

### EXPERIMENTAL OFFICER

To assist the development and application of microprocessors and other digital systems to a wide range of undergraduate and postgraduate activities. The post, is tenable for three years in the first instance, provides valuable experience for a recent graduate or person with equivalent qualifications. Salary in a range up to £5604 p.a.

Application forms may be obtained from The Registrar, The University, P.O. Box 147, Liverpool L69 3BX. Quote ref. RV/997/WW.

(8777)

ROYAL HOLLOWAY COLLEGE  
(University of London)  
Egham Hill, Egham, Surrey

### ELECTRONICS TECHNICIAN (Grade 4/5) & TRAINEE

required for the PHYSICS Department, to be involved with design, development, construction, calibration, maintenance and repair of a wide range of electronic equipment and systems support teaching and research. Grade 4/5 candidates should have a good general knowledge of electronics and be able to work without supervision. Salary on scale £2955-£3720 (grade 4/5) and £1581-£2199 for trainee, plus £275 London allowance.

Applications giving details of age, qualifications and experience, together with the names and addresses of two referees should be sent to the Personnel Officer.

(8770)

### COMPUTING TECHNIQUES LTD.

## CHIEF TEST ENGINEER to £7,500

We are looking for a Senior Electronics Test Engineer, who is technically well qualified and keen to run his own department. The successful candidate will be responsible for building up our existing test department, maintaining quality assurance standards, liaison with the design department, design of test equipment and test procedures and the recruitment of additional staff.

Applicants as well as enjoying working with the latest generation of Logic families, microprocessors and operational amplifiers, should be qualified at least to H.N.C. standard in Electronics and have a proven track record in a high technology environment.

## SERVICE/COMMISSIONING ENGINEER to £6,000

A vacancy exists for a dynamic self-motivated Service/Commissioning Engineer to be responsible for customer after-sales service of our range of analogue and hybrid computers, data loggers and industrial data acquisition and control equipment.

The successful applicant will already have a good knowledge of both analogue and digital electronics, gained either in a similar position or within an electronics test environment, preferably with qualifications to H.N.C. standard.

The post is based at Billingshurst but with frequent visits throughout the U.K. and overseas.

## TEST ENGINEERS

We have a number of vacancies at various levels within our test department and are keen to interview engineers looking for the opportunity to work with state-of-the-art devices.

Computing Techniques Limited  
Brookers Road  
Billingshurst  
Sussex  
RH14 9R2  
Billingshurst (040 381) 3171

(8803)

## EMPLOYMENT OPPORTUNITIES

with

## H.M. DIPLOMATIC SERVICE

for

# RADIO OFFICERS

Minimum qualification required MRGC or PMG Grade 1 or MPT Grade 1.

Write of Telephone for particulars and application forms to:

Recruitment Section  
Communications Administration Department  
Foreign and Commonwealth Office  
Hanslope Park, Hanslope  
Milton Keynes MK19 7BH




Telephone: 090-851 444. Extension 302

(8806)



## PROJECT ENGINEERS

# What is there to say about Broadcasting?



# Nothing. It speaks for itself.

The advantages of a career in the Studio Capital Projects Department of the BBC are self evident. To put the matter simply, broadcasting is exciting.

There is the prestige of working in a department involved in many of television and radio's most brilliant innovations. Then, there's the challenge of planning, installing and commissioning entire sound and vision systems for film, radio and television studios. Your work is varied, stimulating and demanding.

You should therefore be able to demonstrate a thorough understanding of some of the many aspects of broadcasting and have practical experience of the operation maintenance or installation of the relevant equipment. In addition, you must hold a degree, HND or HNC qualification in either Electrical or Electronic engineering, Applied Physics or a City & Guilds Full Technical Certificate in Telecommunications and be aware of the

financial and commercial aspects of project planning and execution.

Although you will be based in London, you must be prepared to travel anywhere in the United Kingdom. Salaries, ranging from £4675 to £5555 rising to £6140 (under review) will reflect your qualifications and experience and relocation expenses will be considered.

There is, of course, much more to say about broadcasting. If you want to discover just how much, you can begin by phoning **George Boston** on 01-580 4468 ext 2426. Alternatively, you can write giving full career details to: **Engineering Recruitment Officer, BBC, Broadcasting House, London W1A 1AA** quoting reference no 78.E.4091/WW.

# BBC

## MICHAEL COX ELECTRONICS LIMITED



a leading British Manufacturer of broadcast television equipment, has vacancies for technical staff at its Hanworth, Middlesex, headquarters.

### TEST ENGINEERS

Applications should have C and G, ONC and HNC qualifications, and at least two years' experience in Broadcast Television Equipment or a similar field.

### TEST EQUIPMENT SPECIALIST

The successful applicant will be responsible for the repair and re-calibration of all the company's test gear which includes specialised video and audio units as well as a wide range of conventional measuring equipment.

The company is prepared to pay attractive salaries to applicants capable of working with a minimum of supervision in a relatively informal atmosphere.

Please telephone or write to Mrs. J. Barker  
Michael Cox Electronics Limited  
Hanworth Trading Estate, Hampton Road West  
Feltham, Middx.  
TW13 6DH. Telephone 01-898 6091



(8812)

## F.W.O. BAUCH LIMITED

require

### SERVICE ENGINEERS

To work in our modern laboratory on our range of professional audio equipment.

The successful applicants will have a sound electronic knowledge and a mechanical aptitude.

A good understanding of tape recording is desirable.

Applications in writing please to:

Brian Whittaker  
F.W.O. Bauch Ltd.,  
49 Theobald Street,  
Boreham Wood,  
Hertfordshire WD6 4R2

8838

### Munich?

Our German translators need the help of a British Graduate.

#### Electronics Engineer

Qualified to give the master touch to their English translations of data sheets, catalogues and manuals on electronic measuring and communication equipment.

His/her knowledge of German should be such that after about six months he/she can also do translations.

The applicant should be willing to work for some years in our translation department in Munich where he will find a friendly atmosphere and British fellow-workers.

Starting salary will be in the region of DM 2,600 per month; holiday 21 to 27 days depending on age.

If you are interested, please send your application together with full curriculum vitae to ROHDE & SCHWARZ, Personalabteilung, P.O. 75, Mühldorfstr. 15, 8000 Munich 80, Germany.



(8776)

### CITY AND HACKNEY HEALTH DISTRICT

#### RF ENGINEER

The Dept. of Medical Electronics, St. Bartholomew's Hospital, is seeking an engineer to assist in:

1. The maintenance of hospital VHF and UHF radiotelephones.
2. The development of VHF biomedical radiotelemetry.
3. The development of computer data links.

The successful applicant must demonstrate a good working knowledge of RF techniques and understand current digital and analog circuits.

Postgraduate facilities may be offered to a suitably qualified applicant.

Salary scales: £4098 to £5142 p.a.

Please telephone 01-600 9000 extension 3186, quoting reference PTB/175 for an application form.

(8778)

A group of companies in technically related business based in London EC1 require experienced person to set up and supervise small electronic sub-assembly production unit. Applicant must demonstrate managerial capabilities together with product knowledge of current techniques and be conversant with integrated circuit design. Qualifications held no less than HNC/HND. Please write in the first instance giving an outline of experience together with salary requirements.

Please reply Box No. WW8817 (8817)

**RADIO TELEPHONE SERVICE ENGINEER** required in Croydon. Proven ability to repair equipment more important than formal qualifications. Salary commiserate with ability. Contact LONDON CAR TELEPHONES on 01-680 1010. 48822

**MIDDLESEX POLYTECHNIC.** Electronics Technician, £4,017-£4,917 pa inc., to provide technical assistance to staff and students in the Polytechnic's projects laboratory, based at Enfield. Major responsibilities will include the development of the Microprocessor Unit, the design and construction of matching circuits for transducers and data logging equipment, and construction of working systems incorporating microprocessors. Knowledge of workshop practice is essential, together with a good electronics qualification or sound industrial and manufacturing experience in allied fields. Write quoting ref. 4.16A for further details and application form, posting first-class to: Appointments Officer, Middlesex Polytechnic, Bounds Green Road, London N11 2NQ. Closing date January 13. 48826

### New Posts in

#### MEDICAL ELECTRONICS

Due to the expansion of the Electronics Section of the Department of Medical Physics we are now recruiting several technicians to work on a wide range of advanced medical equipment.

Appointments will be made on the grades of **Junior Technician (£2640-£3288)**, **Medical Physics Technician IV (£3423-£4488)**, **Medical Physics Technician III (£4098-£5142)** and **Senior Electronics Engineer (£5805-£7292)**.

Further details and an application form available from District Personnel Department, Charing Cross Hospital, Fulham Palace Road W6 9HH. Tel. 01-748 2040 ext. 2997.

(8764)

### CAPITAL APPTS.

#### FREE LISTS

101 Design/Development and Test Jobs  
Permanent and Contract

To £6,000

(8782)

29, Windmill St.

London, W.1.

637 5551 day, 636 9659 eve.



## RADIO TECHNICIANS

At the Government Communications Headquarters we carry out research and development in radio communications and their security, including related computer applications. Practically every type of system is under investigation, including long-range radio, satellite, microwave and telephony.

Your job as a Radio Technician will concern you in developing, constructing, installing, commissioning, testing, and maintaining our equipment. In performing these tasks you will become familiar with a wide range of processing equipment in the audio to microwave range, involving modern logic techniques, microprocessors, and computer systems. Such work will take you to the frontiers of technology on a broad front and widen your area of expertise — positive career assets whatever the future brings.

Training is comprehensive — special courses, both in-house and with manufacturers, will develop particular aspects of your knowledge and you will be encouraged to take advantage of appropriate day release facilities.

You could travel — we are based in Cheltenham but we have other centres in the UK, all of which require resident Radio Technicians and can call for others to make working visits. There will also be some opportunities for short trips abroad, or for longer periods of service overseas.

## WORK IN COMMUNICATIONS R&D AND ADD TO YOUR SKILLS

You should be at least 19 years of age, hold (or expect to obtain) the City and Guilds Telecommunications Technician Certificate Part 1 (Intermediate), or its equivalent, and have a sound knowledge of the principles of telecommunications and radio, together with experience of maintenance and the use of test equipment. If you are or have been in HM Forces your Service trade may allow us to dispense with the need for formal qualifications.

You start on £2927 at 19, up to £3700 if you are 25 or over, rising to £4252, and promotion will put you on the road to posts carrying substantially more. There are also opportunities for overtime and on-call work paying good rates.

Get full details from our **Recruitment Officer, Robby Robinson, on Cheltenham (0242) 21491, Ext. 2269, or write to him at GCHQ (Ref. WW12), Oakley, Priors Road, Cheltenham, Glos GL52 5AJ.** If you seem suitable, we'll invite you to interview in Cheltenham — at our expense of course.

(8508)

# ELECTRONICS ENGINEERS/TECHNICIANS

We are concerned with the design, development and production of a wide range of sophisticated electronic systems for Military Communications, Underwater Weapons and Space Satellite applications.

To strengthen our project teams, and meet new orders, we need qualified engineers, male or female, at all levels who have relevant practical experience as:

- Computer Programmers**
- Estimating Engineers**
- Test Engineers**
- Technical Authors**
- Product Support Engineers**
- Quality Assurance Engineers**
- Applications Engineers (Thick Film)**
- Trials Engineers**
- Production Engineers**
- Designers (Draughting)**

Please telephone or write quoting ref. P/15 enclosing a brief personal history, or complete the coupon, and return it to:

Jack Burnie, Marconi Space and Defence Systems Ltd,  
Browns Lane, The Airport,  
Portsmouth. Tel. 64966  
Ext 19.

**Marconi Space & Defence Systems (Portsmouth)**

A GEC-Marconi Electronics Company

Name \_\_\_\_\_

Address \_\_\_\_\_

Qualifications \_\_\_\_\_

Salary Requirement \_\_\_\_\_

Area of Interest \_\_\_\_\_

Age \_\_\_\_\_

Ref: P/15

## Keeping in touch...

We are Europe's leading exporters of two way radio communications systems and as such can offer you the chance to work on exciting new development projects in some of the best equipped laboratories in the country.

Join us in Cambridge and you will be benefitting from a plan of growth and development that has seen £7 million recently invested in a new laboratory, production and headquarters complex on the banks of the Cam.

### Electronic Designers

To make a major contribution to a project team developing low capacity FDM/PCM radio links. Applicants should hold a degree/HND or equivalent qualification in Electronics and have had at least 10 years' relevant design experience.

### Electronic Development Engineers (RF or Digital)

RF Engineers to join teams working on the development of fixed, portable and link products or sub-units. Must have radio communications development experience and be familiar with design of VHF/UHF communications equipment

*The most advanced control system in the world, the Pye MASCOT 1000 provides a unique flexible system for communication control rooms.*



or low medium capacity multiplex radio links. We also require engineers with hand portable development experience.

Digital engineers to work on computer-based interactive systems, including digital signalling, encoders/decoders, speech synthesis and data display. Must have experience of either machine code and assembler language programming or the design of digital and analogue circuits. We're looking for men and women qualified to B.Sc or HND level, with at least 2 years' experience.

### Systems Development Engineer

To evaluate technical feasibility of new enquiries and to propose cost-effective engineering solutions. This entails provision of technical documentation and liaison with production, installation and field service departments.

Applicants should be qualified to Degree, HND or HNC level and have experience of Systems Engineering, Commissioning, Design/Development or Field Work. Knowledge of two or more of the following is essential: HF/VHF/UHF equipment; data and line transmission; control; logic and processors; telegraphy, line printers or exchange practice.

### Mechanical Designers

To participate in the total design of new products. You should have acquired experience of product design for medium to large quantity production runs, and have extensive knowledge of design in sheet-metal, plastics and diecast metal. An HNC or equivalent qualification is desirable.

### PCB Draughtsmen

To join small teams of product engineers. You should have sound knowledge of the latest PCB design layout techniques and high quantity PCB production methods. Experience of computer aided design and precision plotting is a major asset. A relevant ONC or equivalent qualification is preferred.

We're offering good salaries to applicants of either sex, with generous relocation expenses and good career prospects plus an extremely attractive working environment, including sports ground, pavilion and social facilities within the complex. Living in Cambridge has its own benefits too, not only is it an attractive city, but it offers excellent sporting, recreational and cultural facilities and a wide choice of reasonably priced housing. Added to which, London is quite close to hand, with the new M11 opening in Autumn and a rail journey soon to be brought down to under 1 hour. So, apply now quoting job title, to Alan Depauw, Personnel Officer, Pye Telecommunications Ltd., St. Andrews Road, Cambridge, CB4 1DW. Telephone Cambridge 61222 Ext. 305.

### Department of Physics B.Sc. (Hons.) Physics and Physical Electronics

This course may be taken as either a full-time (three-year) course or a sandwich (four-year) course. The course, whilst being physics-based, is designed to provide especially an extensive understanding of electronics and associated computing techniques.

Further details and application forms are available from: **The Secretary (Ref. WW3), Department of Physics, The Polytechnic of North London, Holloway Road, London N7 8DB (Tel. 01-607 2789, ext. 2181).**

The Polytechnic  
of North London

(8766)

### APPOINTMENTS IN ELECTRONICS £5 - £10,000

Take your pick of the permanent posts in:

- MISSILES — MEDICAL COMPUTERS
- RADAR — COMMS MICROPROCESSOR
- HARDWARE — SOFTWARE

For free expert advice and immediate action on salary and career improvement, phone or write to, Mike Gernat BSc.

**Technomark**

11 Westbourne Grove  
London W2. 01-229 9239 (8818)

### Engineers

- DESIGN / DEV
- TEST
- FIELD SERVICE

High Salaries - Most Areas  
Phone. 01 - 731 4353

Apex Personnel (8515)



### Pye Telecommunications Ltd

St Andrews Road Cambridge England CB4 1DP  
Tel: Cambridge (0223) 61222 Telex: 81166 PYTELECOM CAM86

8804

# Time for a Change?

## ENGINEERS & SOFTWARE SPECIALISTS

Feeling unsettled? Time you did something about it!

We know how it is. After all, we see the problem from both sides. For example, we know that reasons for changing vary greatly - advancement, or further experience (or even money!) is perhaps only available elsewhere, or, regrettably there may be an intractable personal problem. But often it is difficult to pinpoint a single cause; several factors probably interact. Whatever your situation, Sperry Gyroscope may be able to help.

We believe that we have something special to offer: a friendly, supportive and highly creative environment; small working groups backed by large company resources; a diversity of products and technology which is probably unrivalled in an organisation of our size, centred on control systems and involving precision

mechanical, electronic and software engineering. To back up all that we have an attractive benefits and relocation package.

If you feel it is time for a change to a successful and understanding company, contact Sperry Gyroscope now. You can either send us brief details or, for further information, write to or phone Don Manning our Engineering Recruitment Officer.

Sperry Gyroscope, Downshire Way,  
Bracknell, Berks. RG12 1QL.  
Bracknell (0344) 3222.



## ENGINEERING TRAINING for the BBC

The BBC requires lecturers for its Engineering Training Department.

The Department trains staff for operational, technician and engineering work both on recruitment and thereafter throughout their careers. The posts concerned deal with technician and engineer training for television, radio, transmitters and communications, a degree of specialisation being normal within the field.

The Department is situated in the country at Evesham in Worcestershire and is very well equipped. Welfare and Club facilities are excellent.

We are looking for engineers, male or female, who have some relevant practical experience, either in broadcasting or in a closely related field. They must have the ability to present ideas clearly and sympathetically to a wide range of students. Given these qualities and the right potential, we will provide whatever additional training is necessary.

If you are qualified to degree level or equivalent, in a relevant topic area and would like to know more then write to **Mr. J.H. Brooks, Head of Training Section (Engineering), Engineering Training Department, Wood Norton, Evesham, Worcestershire, Telephone Evesham 41112, Ext. 224.**



### RADIO ENGINEER HAITI

required to work as technical adviser to the Haitian Radio School team working on a new adult literacy scheme. Responsibility for the maintenance and repair of the radio station equipment and the training of Haitian counterparts.

A British Volunteer Programme post, language training provided.

For further information write with details of curriculum vitae to CIIR Overseas Volunteers, 1 Cambridge Terrace, London NW1 4JL.

(8779)

### NATIONAL AUDIO VISUAL AIDS CENTRE

#### AV TECHNICIAN

required for laboratory evaluation of audio visual aid equipment. Experience with one or more of the following types of equipment necessary: audio recorders, vhf radio receivers, cine projectors, still projectors, video recorders, tv receivers, mini-computers. Send résumé of education qualifications, previous experience and two referees. Salary negotiable from £3600. Write Head Technical Information Service, NAVAC, 254 Belsize Road, London NW6 4BY.

(8837)

**ROYAL MARSDEN HOSPITAL,** Fulham Road, SW3. Medical Physics Technician — Grade IV, £3,423-£4,488, required in the Physics/Radiotherapy Workshop group to repair and maintain a 10MeV Linear Accelerator, three cobalt units and two X-ray units. The appointed person will also be required to assist with the installation and testing of radiotherapy equipment. Applicants should have an interest in mechanical/electrical servicing, and hold HNC or similar qualification in engineering or electronics and have at least 3 years' technical experience to obtain salary on scale. Application forms and job descriptions from Personnel Department, tel. 352 8171 Ext. 447.

(8842)

## Test Technicians

Ultra Electronic Communications, part of the international Dowty Group are world leaders in sonar buoy design and manufacture advanced railway and train location networks, sophisticated aircraft communication systems and search and rescue beacons.

Our production department requires additional male or female Testers with experience of radio or analogue circuits and test equipment. Candidates should have several years of practical experience in this area with or without qualifications.

Salaries will be negotiable and accompanied by a wide range of attractive large company benefits, including a very generous relocation package.

For further information and an application form, please phone or write to **Mr. Gavin Rendall, Personnel Manager, Ultra Electronic Communications Limited, 419 Bridport Road, Greenford, Middlesex UB6 8AU. Tel: 01-578 0081.**

(8800)



Electronic Communications Ltd

### NATIONAL MARITIME INSTITUTE

FELTHAM, MIDDLESEX

#### HAS VACANCY FOR COMPUTER STAFF

If you are interested in Computing and preferably have had some experience in writing programs, we would like to hear from you.

The National Maritime Institute carries out investigations into the performance of ships and offshore structures using towing tanks, water tunnels, manoeuvring tanks and wind tunnels.

Computers are used extensively to analyse experimental data and to carry out theoretical computations. Microprocessors, minicomputers and mainframes are used on-line and via terminals.

If you would like to know more about these vacancies on our Feltham and Teddington sites, please write or telephone.

**Age:** At least 16 on 31 December of the current year.

**Minimum Qualifications:**

GCE (Ordinary Level) Grade A, B, C or CSE Grade 1 or equivalent in 4 subjects including English Language and a Scientific or a Mathematical subject.

**Commencing Salary (including Outer London Weighting)**

£2050 at age 14, £3006 over 21, rising by annual increments to £3578. There are excellent career prospects with promotion to higher grades and opportunities for part-time day release for further study.

Staff restaurant, sports and social sections.

5-day week of 41 hours (including lunchbreaks).

PART-TIME staff would be considered.

4 weeks' paid holiday plus 9½ days public and privilege holidays.

For further details or terms of employment and application forms apply to:

Personnel Section  
National Maritime Institute  
Faggs Road

Feltham, Middlesex TW14 0LQ

For technical details telephone 01-977 0933 Extension 5070

(8772)



# Technician Engineers

The Plessey Development Laboratory at Havant, Hampshire, is sub-contractor for the most advanced VHF communications system ever to be developed for the British Army. This system - known as "Single Channel Radio Access" - allows mobile subscribers to use the Ptarmigan trunk telephone network for both voice and data messages.

We are now proceeding with the second phase of development, creating new career opportunities for Technician Engineers who wish to advance their knowledge.

## *What jobs are on offer?*

We are looking for Technician Engineers with experience in industry or H.M. Services to work in the following fields.

### **VHF Radio Equipment Development and Evaluation**

Successful candidates will be involved in the development of transmitters and receivers and in the evaluation of their electrical and environmental performance under a variety of conditions.

### **Development and Evaluation of Digital Equipment**

Candidates with a special interest in digital circuits and systems will find opportunities to work under the guidance of experienced senior engineers on the most up-to-date techniques, including microprocessors.

## *What qualifications?*

The type of work we do needs people with practical experience of transistorised equipment, a common sense approach and a willingness to work with others towards a common goal. Ideally, you will possess a City & Guilds Full Tech. Cert., ONC or HNC.

## *Salaries and career prospects?*

We operate a separate structure for Technician Engineers which offers scope for career development. You could become a Principal Technician Engineer in charge of a small section, while the exceptional younger person would be encouraged to qualify to transfer into the Professional Engineering grades. Because our plans for business expansion are soundly based on a full order book for a wide range of both government sponsored and private venture products, we can offer you both job stability and the up-to-date experience which is essential to our future growth.

Technician Engineers are recognised as important members of our teams and are rewarded accordingly. Situated in a semi-rural environment near Portsmouth, Chichester, the South Downs and several seaside resorts, we are well placed for housing, educational and recreational amenities. Generous relocation assistance will be given as appropriate and there is a comprehensive range of large company benefits.

Please write with brief career details or telephone for an application form. L. Wise, Recruitment Manager, The Plessey Company Limited, Martin Road, West Leigh, Havant, Hants. Tel: (0705) 486391. Applications are invited from either sex.



# PLESSEY

*We are one of the World's leading establishments in Motor Vehicle Research – Further growth combined with an impressive capital investment programme has led to openings in two vital areas:*

## ELECTRONICS ENGINEERS

The Association has an on-going investment in sophisticated and advanced electronic equipment, which is playing an increasingly important part in all aspects of Motor Vehicle Research.

Engineers are required to be responsible for the performance and calibration on a wide range of essential equipment. Applicants should be qualified to degree or equivalent level and have at least two years experience in the use of electronic measuring, control, communications and computing equipment, preferably gained in a research function.

## TECHNICIANS (INSTRUMENTATION)

To work closely with the above Engineers and play an important part in the efficiency and smooth running of new and existing electronic equipment. We would like to hear from qualified technicians who are fully familiar with electronics and preferably have a knowledge of both analogue and digital integrated circuits.

### MIRA OFFERS

The opportunity to work in a stimulating and professional environment. A wide variety of challenging projects. Exceptional career prospects. The chance to use your ability and initiative where it will be appreciated. Good salaries, attractive fringe benefits and job security.

If you would like to know more about any of the above positions please contact, Ray Cray or alternatively, write with career details to, The Personnel Manager, Motor Industry Research Association, Watling Street, Nuneaton, Warwickshire CV10 0TU. Telephone: Nuneaton (0682) 68541.



(8761)



### BRUNEL UNIVERSITY DEPARTMENT OF EDUCATION GRADE 3 AUDIO/VISUAL LABORATORY TECHNICIAN

We are looking for a technician (male or female) to be responsible, under the Chief Technician, for the day-to-day running of a combined Physics/Chemistry laboratory and also an Audio/Visual Teaching Laboratory, including first-line maintenance. This involves working in close co-operation with both the academic and other technical staff as well as post-graduate students.

The ideal candidate will probably have either O.N.C. or City and Guilds (or equivalent), and 3-5 years' relevant experience. A knowledge of Nuffield Physics would be an advantage.

Day release may be given to study for higher qualifications.

21 days' annual leave plus one week at both Christmas and Easter. There are good luncheon, sports and social facilities at hand. Salary within the scale £2,688-£3,060 (under review) plus £275 London Weighting.

Write for application form to the Assistant Secretary (Establishment), Brunel University, Uxbridge, Middlesex UB8 3PH, or telephone Uxbridge 37188, extension 49.

(8801)

### UNIVERSITY OF NOTTINGHAM DEPARTMENT OF PHYSICS SENIOR EXPERIMENTAL OFFICER IN GENERAL ELECTRONICS DESIGN

Applications are invited for a Senior Experimental Officer in Physics. Candidates should have an honours degree in Electrical or Electronic Engineering and at least two years of industrial experience.

The successful applicant will be expected to assist in the design and commission of analogue, digital and microprocessor based electronics in both the teaching and research areas of the department.

There will be opportunity to work in close collaboration with a number of research teams on a wide variety of problems including the introduction of microcomputers for both control and data processing.

Salary will be in the range £3883-£6555 (interim scales), depending on age and experience.

Further particulars and forms of application returnable not later than 10th January from the Staff Appointments Officer, University of Nottingham, University Park, Nottingham NG7 2RD. Ref. No. 646.

(8813)

### COLOUR TELEVISION ENGINEER

Exciting opportunities exist in a small company for a qualified person with working knowledge of Bush, Ferguson and Decca televisions. Salary from £3500 per annum with fringe benefits. Challenging prospects for the right person.

Apply: G. B. Griffiths

**TELFURB TV LTD.**

51-53 High Street, Wheatley, Oxon  
Tel. 086 773849

(8825)



## SENIOR ENGINEER VTR

**SALARY £6,499 P.A.**

Independent Television News Ltd. has a vacancy for a Senior Engineer in the ITN Facilities Centre in Central London.

Applicants should have several years' experience of broadcast VTR Operations including editing and maintenance.

The work covers a wide variety of programmes including news, commercials and feature materials.

Contributory pension scheme and free life insurance.

**Please telephone the personnel office on 01-637 3144 for an application form quoting Reference No. 83305.**

Closing date: 31st December.

(8805)

## ELECTRICAL/ELECTRONICS ENGINEERS FOR A CAREER IN TECHNICAL SALES

Acheson Industries (Europe) Ltd, international leaders in specialist lubricants and surface coatings, require enthusiastic people to join their expanding sales team.

We require field engineers located in the Midlands and Home Counties to assist us in meeting an increasing demand for our established range of conductive and lubricating coatings. Applicants should be aged 25-35 and have relevant qualifications or experience in an Electrical or Electronic Industry. Previous marketing and selling experience is not essential but applicants should be self-motivated, willing to learn and able to communicate at all levels.

Starting salary negotiable, £4,500 minimum, Company car, modern pension scheme and other staff benefits.

Please write in confidence, giving personal details to Mr. Alan Bate, Acheson Colloids Company, Division of Acheson Industries (Europe) Ltd., Prince Rock, Plymouth, PL4 OSP.



(8767)



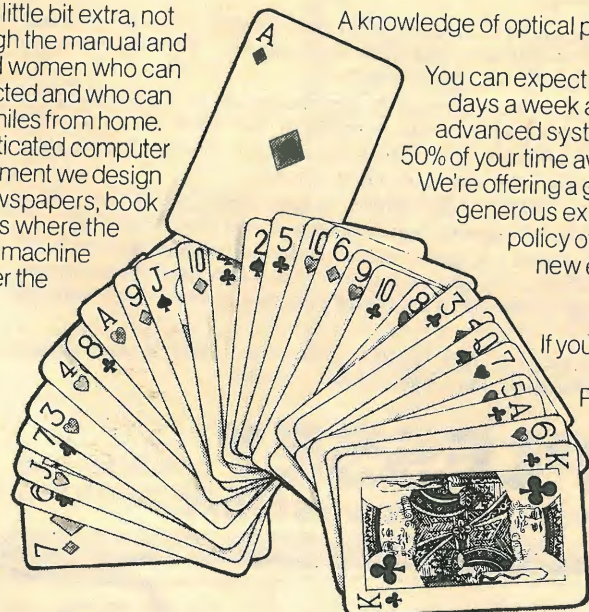
# ELECTRONICS FIELD SERVICE ENGINEERS

## It's the only pack of cards you'll need

Field Service Engineers with that little bit extra, not types who can only shuffle through the manual and replace faulty cards, but men and women who can think logically, look for the unexpected and who can diagnose and repair a fault many miles from home.

As world leaders in sophisticated computer controlled photo typesetting equipment we design and manufacture systems for newspapers, book publishers and typesetting studios where the pressures are often high. And if the machine goes down it's you who has to lower the temperature.

So you should be tactful, diplomatic and have presence, in addition to relevant field experience and a qualification to ONC or HNC level.



A knowledge of optical physics and a general mechanical aptitude would be useful.

You can expect to travel widely, initially perhaps 2 days a week away but as you progress to more advanced systems you could be spending up to 50% of your time away, almost anywhere in the world. We're offering a good salary, a Cortina 1600 Saloon, generous expenses and benefits and with our policy of continual development bringing new equipment onto the market every year your prospects could not be better.

If you think you can meet this challenge get in touch with David Hilton, Personnel Manager, Linotype-Paul Ltd., Kingsbury Road, London NW9 8UT. Tel: 01-205 0123

**Linotype-Paul**  (8765)  
1974

# Opportunities in Telecommunications with Shell

## MANCHESTER

Shell UK has a large Private Telecommunications Network for the transmission of telephone, telegraph, facsimile and computer data; we need high calibre staff to complete current and future projects.

## TELECOMMUNICATIONS ENGINEER

To participate in the further planning and development of both the Shell UK Private Network and of associated communication services, covering such activities as analysis of present systems, consideration of more effective alternatives, recommendation of improvements and implementation of approved changes.

Responsibilities will in the main cover computer and other data communication services and there will be some involvement in document and/or voice communication services. The incumbent will report to a Senior Telecommunications Engineer/Analyst.

A formal qualification to degree level in one branch of light electrical engineering, including some specialisation in computing or communications engineering subjects supported by extensive experience in planning and implementing Computer Communications Systems, is essential for this position. Demonstrable knowledge of Data Communications and Computing Equipment Systems, Microprocessor techniques as applied to Data Communications and Software Techniques of Hand Shaking and Communication Protocols would be of considerable advantage.

Male/female applicants please write or telephone for an application form to: Marjorie Mooney

Shell U.K. Information and Computing Services  
Rowlandsway, Wythenshawe, MANCHESTER M22 5SB. Tel. 061-499 4454


## SENIOR NETWORK CONTROL ENGINEER

To co-ordinate the activities and supervise the Network Control staff, handle non-technical staff liaison and deputise from time to time for the Head of Telecommunications Network Control.

A detailed knowledge of modern Data Communications equipment and techniques is essential with particular emphasis on fault diagnosis. An understanding of computer systems (hardware and software) and modern telephone networks using stored programme controlled exchanges is also required. The applicant would also need to demonstrate very high technical standards, and have proven supervisory experience.

A formal qualification to at least HNC Electrical/Electronic Engineering with "O" level English Language is a pre-requisite for this appointment. A degree would be preferred. In addition a minimum of two years' experience in a similar post and five years' experience in the Computing Industry is required.

We offer excellent prospects for the future together with a competitive salary commensurate with the positions plus the usual fringe benefits you would expect from a large organisation. Substantial relocation expenses will also be paid where applicable.



**Shell**

# Microwave Test Engineers

Plessey Radar is a leader in the design, development and manufacture of ground/shipborne radars for a variety of military and civil applications. We are currently involved in an exciting programme of long term projects.

We are looking for engineers to carry out test and design evaluation on a wide range of active and passive radar system components, sub-assemblies, antennas etc., spanning the frequency range 100 MHz to 18 GHz. Successful candidates will work as members of small teams in a dynamic, production orientated environment.

Ideally, you will have a Degree or HND/HNC with some experience in this specialised field, although this should not deter those with lesser qualifications from applying. Competitive salaries will be negotiated and generous relocation allowances are available to assist transfer to the Isle of Wight. We are pleasantly located in a rural environment near Cowes. The area offers a wide selection of inexpensive housing, superb recreational amenities and easy commuting.

Please write with brief details or ring Jim Handley, Resources and Remuneration Manager, on (0983 82) 4141. Plessey Radar, Cowes, Isle of Wight.



**PLESSEY**  
electronic systems

(8760)



**CAPITAL**  
APPOINTMENTS LTD.

**FREE JOBS LIST**  
for  
**FIELD SERVICE ENGINEERS.**  
BASIC SALARIES TO  
£5,000 + CAR

(8781)

30 Windmill Street, London, W1  
01-637 5551

NORTHERN COUNTIES  
RADIO SCHOOL LTD.

**RADAR LECTURER  
REQUIRED**

Qualifications: DOT Cert.  
and PMG / MRGC Cert.

Apply: The Principal  
NCRS Ltd.

91 Lancaster Road  
Preston PR1 2QJ

(8774)

**VIDEO  
OPERATOR**

required by Research Recordings  
Video Hire Department to deliver and  
operate video recorders, monitors and  
cameras. A knowledge of London, an  
ability to liaise with clients and being  
prepared to work long hours are es-  
sential.

Starting salary £3,250 + Vehicle +  
Overtime.

Ring Ron Kirk 286-2263

(8819)

# PROJECT ENGINEERS

Based at  
Teddington Studios

## THE JOB:

To join a team of Project Engineers engaged in providing new facilities for this expanding company. Thames Television's Engineering Department has a proven record of innovation and excellence in this field.

## EXPERIENCE:

Experience in planning and executing Television Systems is essential for a senior post. For junior posts experience in TV equipment design, project work in related fields or operation experience may be acceptable.

A good theoretical grounding in Electronics with particular reference to professional Broadcast Engineering is necessary. Equally important are personality and drive combined with a logical and enquiring mind.

## CONDITIONS:

Salary dependent upon experience will be up to £7200 (Supervisory Engineer Grade), 21 days holiday, pension scheme, subsidised restaurant and social club.

For application form please telephone or write to Mike Allen, Staff Relations Officer, Thames Television, Teddington, 01-977 3252.



(8768)

# Calibration Engineers

## Electronic Instruments

Wouldn't you like to work in a well equipped laboratory that's got the best in modern equipment, including instrument manufacturer's testing aids?

Wouldn't you also like to work for a company renowned for advanced technological innovations that demand the use of the most modern instruments available?

Ferranti are looking for Engineers whose aim is quality, to be responsible for calibration, maintenance and repair of the wide variety of instruments used within our Development Laboratories.

If you have an HNC/ONC or C. & G. in electronics together with the experience and enthusiasm to tackle the job, Ferranti can offer you a good salary (opportunities for overtime if you want it), a productivity bonus scheme, flexible working hours and other benefits associated with a large and successful company.

You have nothing to lose, and probably a great deal to gain by talking to us. So why not telephone or write quoting ref. no. D/859/WW to:

The Personnel Department,  
Ferranti Computer Systems Limited, Western Road,  
Bracknell, Berkshire. Telephone: 0344 3232 ext. 471

**FERRANTI**  
Selling technology



(8758)

# MANAGEMENT & EXECUTIVE SELECTION

telephone 01-637 9611

## REPAIR and RETURN TECHNICIAN

**SALARY:** To £5000 + O.T.

**AREA:** Hinckley

**EXPERIENCE REQUIRED:** A good electronics/electro mechanical background, ideally with HNC or TI qualification. Computer systems experience is preferred, but all applications will be considered.

**OPPORTUNITY:** The U.K. Division of this multi-million dollar American company is small but established, and with sales at an unprecedented high, they expect to double in size within five years. Thus career progression is virtually guaranteed.

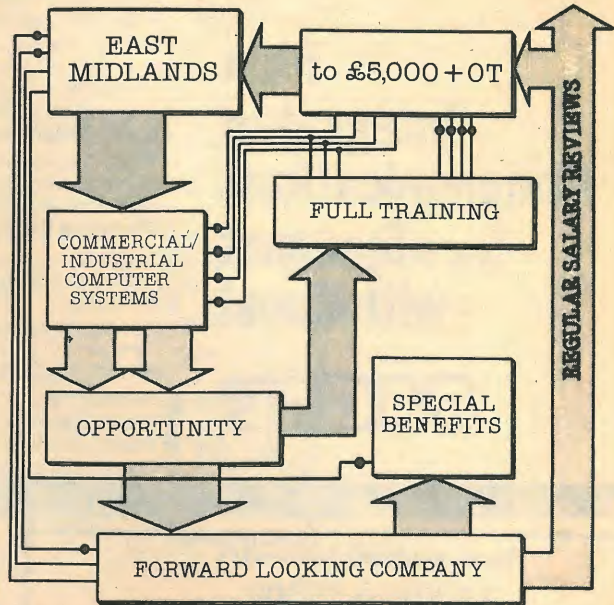
**TRAINING:** Full training will be provided both initially and on a regular basis.

**FORWARD-LOOKING COMPANY:** The company manufacture powerful mini and micro computers for industrial/commercial use. Their success has resulted in over 18,000 systems installed worldwide. Always at the forefront of technological advances, their activities are constantly highlighted in the International and Trade Press.

**SPECIAL BENEFITS:** Free BUPA, Free Life Assurance, Contributory Pension Scheme (5% of salary) 20 days' Holiday p.a.

*For positive career advancement, contact Tony McGrath*

Suite 201/6, Albany House, 324 Regent Street, London W1R 5AA 01-637 9611 **MANAGEMENT & EXECUTIVE SELECTION**



## SALES ENGINEERS

**SURREY, MANCHESTER/CHESTER**

Join one of the fastest growing Digital Multimeter companies in Britain.

Previous selling experience is not essential.

Applicants should have a knowledge of digital instrumentation and a strong desire to be successful in marketing.

An excellent salary package is offered together with normal company benefits. A company car will be provided.

Apply in writing to.

**KEITHLEY**

**Roy Quaife**  
1 Boulton Road  
Reading  
Berks (8775)

We are a privately owned company holding franchises for leading makers of video and audio equipment.

We need an

## EXPERIENCED ENGINEER

Located at our Southampton branch to be responsible for the operation of our Service Department, including work at the bench, carrying out repairs on site, installation, warranties and providing a technical service to our sales staff. The successful applicant will also be expected to develop the service aspect of our business.

If you have a knowledge of Sony, National, J.V.C., Hitachi, Sansui or like equipment we would like to hear from you.

Please apply in writing giving details of age, experience and qualifications to:

**Mr. T. J. Holdoway, Chairman/Managing Director**

**VIDEO SOUTH LTD.**

101 Eden Vale Road, Westbury, Wiltshire

(8808)

### PRODUCTION/ MANUFACTURING ENGINEER

- Responsible to the Operations Director to provide support for manufacturing materials control, Product Test, Q/C and Engineering.
- Experience: Min. HNC/C & G full tech. with several years within the precision electro/mechanical industry. Previous electronics experience is desirable.

### SENIOR TEST ENGINEER

- Responsible to our Disc Product Test Manager to test, debug and repair our high technology range of Disc products and become involved in improving product design and Quality Assurance procedures.
- Experience: Formal electronics training (HNC or equivalent) with experience of Digital/Analogue and/or computer systems electronics is desirable.

### SENIOR SERVICE ENGINEER

- Responsible to the Customer Engineering Manager for in-house and field repairs and installations.
- Experience: Formal electronics training (HNC or equivalent), Digital/Analogue and/or computer systems electronics experience desirable. Enthusiasm more importance than previous experience.
- Must enjoy European travel.

### CIRCUIT DESIGN ENGINEER

- Responsible to the Engineering manager to work on advanced disc systems incorporating high technology servo and data channel electronics.
- Experience: HNC/HND with several years relevant experience. Knowledge of the latest discrete and integrated component technology is essential.

★ If you would like to find out more about any of the above positions or other electronic/mechanical positions not advertised.

★ If you want to join a fast expanding company manufacturing advanced computer Disc Drives and Drum memories.

★ If you want to be **more** than a small cog in a big wheel.

Phone Mrs. Amery on **Leatherhead 76221** (and reverse the charges!)

## VERMONT RESEARCH LIMITED

CLEEVE ROAD, LEATHERHEAD, SURREY

Telephone: **Leatherhead 76221**

(8840)



## Plan Integrated Communications Systems with Racal

### **RACAL**

## Communicate with Racal

Racal Communications Systems Limited have vacancies for engineers in their SYSTEM & INSTALLATION PLANNING DEPARTMENT. The Department is responsible for the design of a wide range of radio systems from small networks to multi-million pound turnkey projects. The work is challenging and stimulating, entailing contact with potential customers and direct liaison with our own Marketing and Design staffs.

The equipment involved in these projects includes a complete range of local and remotely controlled MF HF VHF radio equipment, antennas, terminal and ancillary units, radio relay and power sources, which can be installed in static or transportable environments. The work also includes propagation analysis and L.O.S. calculations.

### **Senior Planning Engineers**

To take total responsibility for planning and presenting responsive and cost effective communication systems in a highly competitive field. We are looking for engineers with experience in this field, who wish to extend their responsibility and experience.

### **Planning Engineers**

To work on large projects with senior staff or on smaller projects with minimum supervision. Technical or operational experience in radio communications is a basic requirement for these posts.

Conditions of employment are attractive and include five weeks annual holiday and membership of an excellent Pension and Life Assurance Scheme. Relocation assistance will be available in appropriate cases.

Please apply to:

The Personnel Manager, Racal Communications Systems Limited,  
Western Road, Bracknell, Berks. Tel: Bracknell 3244, Ext. 149.

These vacancies are available for men and women.

8759

### **Automotive Industry £4000 to £5000**

Lumenition, an expanding company engaged in the automotive electronic ignition and fuel injection field wish to appoint an engineer to their research and development staff. The company forms part of the successful Autocar Equipment Limited group. Lumenition automotive ignition systems are sold to customers throughout the United Kingdom and in countries overseas.

The appointee will be part of an engineering team which is dedicated to the development of new, advanced systems. He or she will have an engineering degree or HNC level qualification ideally with two or three years' experience in analog or digital systems and opto-electronics.

Starting salary is negotiable around £4000 to £5000.

Please write to the General Manager stating age, current salary and how you meet the requirements.

# Lumenition®

**Lumenition Limited**  
77/85 Newington Causeway, London S.E.1 (8814)

## SENIOR DEVELOPMENT AND TEST ENGINEERS

A leading company in the phototypesetting industry requires engineers who feel capable of working on a brand new range of minicomputer based V.D.U. terminal equipment, incorporating the latest in MS1 and LS1 techniques in real time applications. The development position involves a new project from specification stage through to production. The product will be microprocessor (Z80) based and experience in this field, particularly on the software side, is essential. The right candidate for the systems test position will be qualified to at least HNC level and/or have considerable experience in digital electronics with knowledge of 74 Series T.T.L. A background in the word processing or printing industry would be advantageous. The position would involve some U.K. and European travel to handle system installations and back-up service for our overseas agents.

The company provides 4 weeks' holiday and pension scheme. Salaries negotiable.

Phone for application form to: **Miss Bux, Datek Systems Limited, 849 Harrow Road, Wembley, Middlesex. Tel: 01-904 0061.**

(8822)

## Laboratory Technicians

Sony Broadcast Limited is a subsidiary of the Sony Corporation of Tokyo, concerned with the manufacture and sales of the finest range of professional Broadcast Equipment available today.

Our policy is that the product delivered to the customer should be of the highest quality. We are currently seeking the following personnel to join our expanding engineering facilities at Basingstoke.

### **LABORATORY TECHNICIANS**

#### **Technician: Development Laboratory**

The successful applicant will have a working knowledge of analogue and digital electronics, which will be applied to the construction and testing of prototype circuits under the supervision of the designers. Accurate and professional standards of work will be required. Previous experience in television is not essential, however, the postholder can expect to learn more about this rapidly advancing field of technology.

#### **Technician: Quality Assurance**

The Sony reputation for ultimate performance and reliability is maintained by rigorous pre-dispatch testing of equipment before delivery to the customer. Practical experience with television systems and equipment will be an advantage for this post. This successful applicant will be working with state-of-the-art cameras, VTRs and associated equipment.

Starting salaries will be in the range £2,700 - £3,600 dependent on qualifications and experience.

If you feel that you have the background, and are motivated by the challenge of contributing to the growth of a dynamic new company, please write, giving details of your education, experience and current position to:



**Personnel Manager**

**SONY**  
Broadcast

Sony Broadcast Ltd.  
City Wall House  
Basing View, Basingstoke  
Hampshire, UK RG21 2LA

# Development Engineers/ Systems Programmers

Your career  
could really  
take off here in  
**Kidsgrove,  
N. Staffs**

**£3600-£7200**

We're at the forefront of computer technology, we're successful and we're growing fast. This continuing expansion means that we now need more Engineers and Programmers to work on the design of the following developments:

- Input/Output Controllers
- Communication System Controllers
- Intelligent Communication Terminals

The work involves:

- Logic design
- Network Systems Programming
- Intelligent Terminal Programming
- Microprocessor applications
- Programming of I/O Controllers

You may already be experienced or a recent graduate in electronics, computer science or other science discipline. We want to see you to tell you more.

Kidsgrove is situated in the pleasant rural setting of North Staffordshire. A wide variety of housing is available and we'll help you move.

Find out more, fix a date with the 'decision takers', ring Herrick Thwaite on Stoke-on-Trent (0782) 29681 ext 3531 or write to him at ICL, Westfields, West Avenue, Kidsgrove, Stoke-on-Trent ST7 1TL. Please quote reference WW1098.

*These positions are open to both men and women.*

## International Computers

think computers - think ICL



8788

### FOREIGN AND COMMONWEALTH OFFICE COMMUNICATIONS DIVISION

has vacancies for

## RADIO TECHNICIANS

at CROWBOROUGH, SUSSEX

to carry out shift duties concerned with MF and HF Broadcasting systems involving frequency changing, fault finding, routine maintenance, etc.

Applicants should have a minimum qualification of City and Guilds Intermediate certificate in Telecommunications or its equivalent and have a sound knowledge of the principles of telecommunications and radio, together with experience of maintenance and the use of test equipment.

Successful candidates will serve initially at Crowborough but may be required to serve elsewhere in the UK or overseas.

Salary is according to age eg £3176 per annum at age 21 rising by annual increments to £3700 at age 25 (or over on entry) and to a maximum of £4252 per annum.

The appointment attracts 4 weeks' paid holiday and prospects of pensionable employment.

Apply to:

Recruitment Section  
Foreign and Commonwealth Office  
Hanslope Park, Hanslope, MILTON KEYNES MK19 7BH

(8843)

### WATKINS-JOHNSON LIMITED

Watkins-Johnson are world leaders in the manufacture of broadband receiving equipment from 1 MHz to 40 GHz. The company's UK facility at Windsor comprises an engineering and production capability with the brief to design and sell receiving systems to all Watkins-Johnson customers throughout the world. The business is expanding rapidly creating new positions and opportunities for all employees with a will to succeed. At this time we have an urgent requirement for the following personnel:

## P.D.S. OFFICER

(Salary Range: £4,500 to £6,000 per annum)

Responsible for organising and running the UK facility's entire post design services system, particularly the requirements of the company's commitment to the British M.O.D. The job requires good documentation and organisational ability coupled with a wide general knowledge of modern electronic circuits and devices. The job is supported by the engineering staff at Windsor. In return the incumbent is expected to support the rest of the company's activities, including those overseas. A modest amount of overseas travel on company P.D.S. and training will be required.

We expect that the successful candidate will be qualified to H.N.C. level in electronics and have had 1 year's experience in industry.

## RADIO SERVICE ENGINEER

(Salary Range: £3,840 to £4,764 per annum)

Responsible for the servicing of the full range of the company's equipment from HF through to 40 GHz. The job requires a good working knowledge of digital and analogue circuits as well as general RF techniques. However, training, both in the UK and the United States, is available on a regular basis.

As well as an intelligent technical approach, the job requires the ability to be able to talk to our customers in a satisfactory manner and to assume a level of responsibility for getting the job done fast with minimum supervision.

We offer excellent fringe benefits including:

- ★ FOUR WEEKS HOLIDAY
- ★ ANNUAL BONUS
- ★ FREE LIFE ASSURANCE
- ★ SICKNESS BENEFIT AND LONG TERM DISABILITY SCHEME
- ★ NON-CONTRIBUTORY PENSION PLAN

Please write to or telephone Lynda Wrixen at:



WATKINS-JOHNSON LIMITED  
Shirley Avenue,  
Windsor, Berks SL4 5JU  
Tel: Windsor 69241

(8810)

### LEEDS CITY COUNCIL Department of Education Leeds Polytechnic

School of Humanities & Contemporary Studies

## SENIOR TECHNICIAN

(Ref. 150/1)

T3/4. £3,732-£4,632 (plus technician qualification allowance)

Responsible for the care and operation of two psychology laboratories. Duties will include the design, construction, repair and maintenance of electronic and laboratory equipment. Ideally applicants might hold a City and Guilds Technician Certificate in Electronics or equivalent qualification, although relevant practical experience is equally important, and design and general engineering abilities are desirable.

Application forms (quoting Ref. No.) from the Administrative Services Officer, Leeds Polytechnic, Calverley Street, Leeds LS1 3HE. Please enclose s.a.e. Closing date: 14 days after appearance of advert.

(8809)

## SITUATIONS VACANT

# Join the leaders in Sophisticated Metrology

Based in Leicester, Rank Taylor Hobson is engaged in the design, manufacture and marketing of high precision measuring equipment. Our products, many of which are world leaders, bring together precision, mechanical, electronic and optical engineering, including mini/micro computer application to measuring systems. Our order books are full and our future is extremely bright, which means we can offer tremendous future prospects to talented and ambitious Electronics professionals. Our success means we need to fill these three important and challenging positions.

### ELECTRONIC PLANNING ENGINEER

We are looking for an Engineer of HNC Electronic Engineering standard to produce electronic manufacturing data for precision instrument sub-systems. This will involve the compilation and illustration of data sheets for the production of P.C.B.s, cableforms and electronic units and involvement in the specification of the necessary test equipment and the methods and capital equipment required for volume production.

Applicants must have spent at least two years in a similar position and have had experience in control electronics preferably to Ministry standards and specifications. Knowledge of volume production methods and equipment is also desirable.

### ELECTRONIC DESIGN ENGINEER - SERVO SYSTEMS

We are looking for an Engineer with sound experience on low power servo circuits and mechanisms who can apply this expertise to the challenge encountered in the precision positioning and precise rotational accuracies demanded in our highly sophisticated instruments.

### ELECTRONIC TEST ENGINEER

With experience of testing and fault finding on complex digital and analogue controls and/or computer circuits and systems. Applicants must be qualified to at least EET standard.

All these vacancies offer an attractive salary, participation in an added value incentive scheme and additional benefits which include assistance with re-location expenses where appropriate. Please telephone or write for an application form to:

Mr. J. Dennis, Assistant Personnel Manager,

## RANK TAYLOR HOBSON

P.O. Box 36, Guthlaxton Street, Leicester  
LE2 OSP. TEL: 0533 23801.

Applications welcome from men or women.



8787

## ARTICLES FOR SALE

**EX-RAF OPERATIONS ROOM WAR-TIME RADIO EQUIPMENT**, 19in rack units, desk controls, transmitters. T.1087, T1131, TR1133 etc, and spares. Box No. WW 8795. (8795)

**KEYBOARD SWITCHES**. Transparent caps for easy labelling. PC or panel mounting. 50p inc. P&P. Keyboards for MK14 £11.00. S.a.e. for details. Mail order only. Lintronics, 313 Green Lane, Ilford, Essex. (8827)

**Z803U VALVE**. At last your search has ended. We can now help you. Tel: 0420 62093. (8829)

**MICROPROCESSOR M6800**. Hardware, software and training courses. Tel: 01-794 4890 evenings only. (8828)

**CAMBRIDGE UNIVERSITY**  
Department of Organic and  
Inorganic Chemistry

### ELECTRONICS TECHNICIAN

£2959-£3409

Required for Electronics workshop to assist with maintenance and servicing of a wide range of scientific instrumentation including IR, UV, NMR, and Mass Spectrometers. Candidates should be appropriately qualified and have several years' practical experience with electronics.

Applications in writing with the names and addresses of two referees to the: Secretary, Department of Organic and Inorganic Chemistry, University Chemical Laboratory, Lensfield Road, Cambridge CB2 1EW. (8771)

## ARTICLES FOR SALE

### THE FABULOUS D2 MICROPROCESSOR EVALUATION KIT FROM MOTOROLA

Featuring '24 key keyboard' 'Seven segment display' 'Cassette interface' 'Erom & Ram Expandable' 'Interface Capability' 'Full Documentation' '5 Volt power supply required' 'One year's FREE membership of The Amateur Computer Club with every purchase' £176 + £1.50 P&P + 8% VAT.

### ENAMELLED COPPER WIRE

SWG	lb	8 oz	4 oz	2 oz
14-19	2.60	1.40	.66	.55
20-29	2.80	1.60	.85	.65
30-34	3.00	1.70	.95	.70
35-40	3.35	1.90	1.10	.79
40-43	4.50	2.50	1.90	1.25
44-46	5.00	3.00	2.10	1.65
47	8.00	5.00	3.00	1.76
48	15.00	9.00	6.00	3.30

Tinned Copper, Even Gauges 14-30 £3 per lb. Multicore 60/40 Solder 18SWG £3.24 per lb. Prices include P&P and VAT.

SAE brings list of copper and resistance Wires.

**THE SCIENTIFIC WIRE COMPANY**  
PO Box 30 London E.4 (7771)

## TEST EQUIPMENT

Waveform Monitor MN6/503/131 £50; Marconi TF 801 Signal Generator (10 to 310 MHz) £90; Marconi TF 1060/2 UHF Signal Generator (450 to 1200MHz - Marconi tested and calibrated 1977) £300; Advance OS 2100 Oscilloscope (tested and calibrated 1977) £400; Tequipment D66 Oscilloscope £250; Unused Levell R601S Resistance Box £30; Telectro Signal Generator (0-200KHz) £60.

**COOPE DURRANT LTD.**  
66/67 High Street, Lymington  
Hampshire, England, SO4 9YZ  
Tel. Lymington (0590) 77971 (8834)

## TRANSFORMER PROBLEMS?

1VA-1KVA Prototypes in 7-10 days. Phone Vince Sellar on 06076-66716.

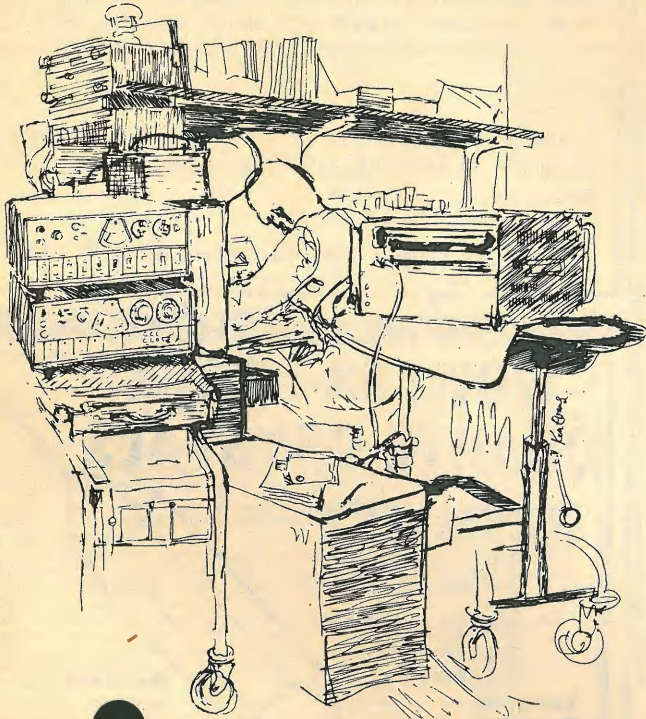
**TRENT TRANSFORMERS LTD**  
Chapel Street  
Long Eaton, Nottm. (8363)

**IBM 733 TERMINAL SIMILAR GOLF-BALL TYPEWRITER**, recently serviced, for sale at £90. Also BRPE 100c/s punch at £50. Weston-super-Mare 0934 412178. (8790)

**HI-FIDELITY DESIGNS No. 1** (a Wireless World publication). We had announced that this publication was out of print but we now discover that we have 350 copies in stock. Due to our announcement, many readers were disappointed, but we are now pleased to inform them that copies are available from The General Sales Manager, Room CP34, Dorset House, Stamford Street, London SE1 9LU. Please forward your order together with your remittance of £1.50 (including P&P) made payable to IPC Business Press Ltd. (8652)

SITUATIONS VACANT

# Marconi Instruments




## ELECTRONIC TECHNICIANS

Opportunities for the experienced and sometimes inexperienced in St. Albans and Luton. Work situations range from fault finding on PCB's and components, to batch product testing of equipment that utilise very advanced techniques including microprocessors and the repair/calibration of all manner and types of test instruments.

Attractive salaries and, where appropriate, relocation are offered for the right candidates. Further information may be obtained in confidence from John Prodger

**Marconi Instruments Limited,**  
Longacres, St. Albans, Herts. tel: St. Albans, 59292



A GEC-MARCONI ELECTRONICS COMPANY

(8638)

# mi

### ARTICLES WANTED

**TO ALL MANUFACTURERS AND WHOLESALEERS IN THE ELECTRONIC RADIO AND TV FIELD**

**BROADFIELDS & MAYCO DISPOSALS**

will pay you top prices for any large stocks of surplus or redundant components which you may wish to clear. We will call anywhere in the United Kingdom.

21 LODGE LANE  
NORTH FINCHLEY, LONDON N12 8JG  
Telephone Nos. 01-445 0749/445 2713  
After office hours 958 7624

**ELECTRONIC SCRAP.** Components, etc., Receivers, Transmitters Test Equipment wanted. Ferroglyphs from £15 in stock. Contact M & B Radio, 86 Bishopgate Street, Leeds 1. Tel. Leeds 35649. (8011)

**STORAGE SPACE** is expensive, why store redundant and obsolete equipment? For fast and efficient clearance of all test gear, power supplies, PC boards, components, etc., regardless of condition or quantities. Call 01-771 9413. (8209)

**SPOT CASH** for all types test equipment, receivers, transmitters, valves, components, cable and surplus electronic scrap. M. & B. Radio, 86 Bishopgate Street, Leeds LS1 4BB. 0532 35649. (8789)

**MINICOMPUTERS PERIPHERALS INSTRUMENTATION**

For fastest, better CASH offer  
Phone:

**CHILTMead LTD.**  
Reading (0734) 586419

**WE PURCHASE ALL FORMS OF ELECTRONIC EQUIPMENT AND COMPONENTS, ETC.**

SPOT CASH  
**CHILTMead LTD.**

7, 9, 11 Arthur Road  
Reading, Berks.  
Tel. (0734) 582 605

**WANTED.** Radio telephone equipment, Pye, IIT, GEC, high/low band and all forms of electronic equipment. Top prices paid. Telephone Airlink, Luton (0582) 412513. (8791)

**WANTED:** Semiconductors and clean new components. Quotations by return. Hewitts, 52 Barkby Road, Syston, Leics. LE7 8AF. (8797)

**NEW VALVES.** Philips, Mullard, PL519, PL504, PCL805, PCL86, PCF200, PFL200, PCF201. Cash. G.E.T., 30 Duinpad, B8380, Brugge, Belgium. (8830)

**Tempting prices paid for**

Oscilloscopes · Signal Generators  
DVM's · Small Computers  
Receivers · Teletypes · VDU's etc.

Electronic Brokers Ltd  
49/53 Pancras Road  
London NW1 2QB  
Telephone 01-237 7781

8841

**TURN YOUR SURPLUS** Capacitors, transistors, etc., into cash. Contact COLES-HARDING & Co., 103 South Brink, Wisbech, Cambs. 0945-4188. Immediate settlement. We also welcome the opportunity to quote for complete factory clearance. (7439)

### EQUIPMENT WANTED

**A.R. Sinclair**

Electronic Stockholders  
Stevenage 812193

We purchase all types of Mechanical and Electronic Equipment and Surplus stocks.

(8189)

### CAPACITY AVAILABLE

**Specialised PCB Service**

Layouts · Photography · Drilling  
Roller Tinning · Gold Plating  
Legend Printing · Profiling  
Special quick prototype service

**Crofton Electronics Limited**  
35 Grosvenor Road, Twickenham  
Middlesex - Tel. 01-891 1923

8210

**BATCH** Production Wiring and Assembly to sample or drawings. McDeane Electricals, 19B Station Parade, Ealing Common, London, W.5. Tel: 01-892 8976. (7531)

**PCB ARTWORK DESIGN SERVICE** with component notation masters and assembly drawings. PADS Electrical Ltd, 01-850 6516, 45 Southwood Road, New Eltham SE9. (7905)

**TECHNOVA DEVELOPMENTS** offer a comprehensive and fast service in: quality P.T.H., single and double sided PCBs; precision artwork and draughting services. Send drawing etc. for quotation. Samples available. Technova Developments, 136 Whitehall Road, Norwich, Norfolk. Tel. 0603 28015. (8355)

**HIGHWAY ELECTRONICS.** Logic design, PCB artwork, assembly, testing, custom built electronics. Unit 112, Springvale Ind. Estate, Cwmbran, Gwent NP44 5BG. Telephone Cwmbran (06333) 68042. (8347)

## SITUATIONS VACANT

### DEVON AREA HEALTH AUTHORITY PLYMOUTH HEALTH DISTRICT

Department of Medical Physics and Biomedical Engineering,  
Plymouth General Hospital, Freedom Fields.

## ELECTRONICS TECHNICIAN

required for interesting post in medical electronics. The person appointed will join a small team in a well-equipped laboratory. He or she will be responsible to a graduate electronics engineer for maintenance of a wide range of patient-orientated electronic equipment. Development of special-purpose systems is undertaken, and safety and purchase decisions are made on new equipment.

Minimum qualifications: ONC or HNC. Some travel in South Devon and Cornwall necessitates a current driving licence. The appointment will be at Medical Physics Technician IV grade, £3069-£4134, the starting point depending on qualifications and experience. Hospital experience is not essential.

Further details of the work may be obtained by telephoning Mr. L. R. Jenkin, Plymouth 68080, ext. 369. Application forms available from Mrs. W. E. Taylor, Senior Administrative Assistant, North Friary House, Greenbank Terrace, Plymouth, Devon, PL4 8QQ.

Please enclose a stamped addressed envelope.

(8785)

### NATIONAL INSTITUTE OF AGRICULTURAL ENGINEERS

There are several vacancies for Technicians/Engineers in a Department which provides a comprehensive measurement, recording and data analysis service to Scientific Staff engaged in Agricultural Engineering Research.

Applications are invited from candidates with experience in one or more of the following:

**Analogue and digital circuitry  
Microprocessors  
Transducer techniques  
Data recording  
Electrical control switching  
Strain gauges**

Posts are graded  
PTO III £4326 to £4869 p.a.  
PTO VI £3148 to £4326 p.a. with maximum starting salary of £3774 p.a.

Minimum qualifications — ONC or equivalent in relevant subjects.  
Day release available if considered appropriate.  
NIAE offer

A non-contributory pension scheme  
Flexible working hours  
Transport from Bedford, Amptill and Flitwick areas  
Modern laboratories and equipment in a very attractive working environment

Please apply to **The Secretary**  
**National Institute of Agricultural Engineering**  
**Wrest Park, Silsoe, Bedford MK45 4HS**  
**Telephone: Silsoe (0525) 60000**

to be returned not later than 31st January 1979.

(8786)

## AUDIO + VIDEO LTD.

We require top grade Engineers capable of servicing and maintaining to a high standard, all types of video tape recorders. Experience of all U-matic, VCR, VHS, Betamax of 2" Quad machines is essential. Highest rates paid.

Other equipment in-house includes Vidicon and Flying Spot Mk III Telecine, DICE Standards Converter, TBCs etc.

Please phone Cliff Carroll on 01-580 7161

## ARTICLES FOR SALE

## WOW! EX-STOCK QUARTZ CRYSTALS

Holder Style D (HC6/U)  
20 p.p.m. 25° C

1.0  
1.8432  
2.0  
2.097152  
2.4576  
3.2768

Tested to  
Def 59/1

Also  
4.194304  
4.433618  
5.0  
10.0  
18.432

Available in solder  
lead  
Style J (HC18/U)  
or  
Style K (HC25/U)  
plug-in

Other frequencies supplied from 1-60MHz  
5 day (Emergency service), 10/21 days  
standard

Buy your frequencies—save your time—buy British

## McKnight Crystal Co Ltd

HARDLEY INDUSTRIAL ESTATE, HYTHE  
SOUTHAMPTON SO4 6ZY (0703) 848961

(8611)

## INVERTERS


High quality DC-AC. Also "no  
break" (2ms) static switch,  
19" rack. Auto Charger.



COMPUTER POWER SYSTEMS  
Interport Mains-Store Ltd.  
POB 51, London W11 3BZ  
Tel: 01-727 7042 or 0225 310916

(8783)

## BUILD YOUR OWN 9-DIGIT 500MHZ HIGH QUALITY COUNTER



Case, Hardware and Circuit Drawings  
provided  
£170 + VAT complete plus £3 P&P  
Coope Durrant Ltd.  
66/67 High Street, Lymington  
Hampshire, England SO4 9YZ  
Tel. Lymington (0590) 77971

(8833)

## ARTICLES FOR SALE

**Quartz Crystal Units**  
ACCURATE  
RELIABLE

Private enquiries, send 13p in stamps for brochure

**THE QUARTZ CRYSTAL CO. LTD.**  
Q.C.C. WORKS, WELLINGTON CRESCENT  
NEW MALDEN, SURREY. 01-942 0334 & 2985

8493

**TELETYPE ASR33 SPEC.** 1460 tape reader/puncher, free-standing type, sound, working order, £350. Tel. Bishop's Stortford 850272. (8799)

**TELEQUIPMENT S51E** scope £45, Trio CS-1552 scope £96, Wayne Kerr waveform analyser, A321 £65. Tel. 01-656 6317. (8796)

**NASCOM I** built working PSU, all cased, £250, also WW Catronics, Teletext decoder, working, £110. Ring Peter 0273-737574. (8794)

**BRUEL & KJAER LEVEL RECORDER TYPE 2305**, pristine condition, see working, £750. Proaudio Ltd, Walton-on-Thames 21078.

**QUARTZ CRYSTAL BANK FOR SALE**, approx. 15,500 MC6U, 4,200 HC18U, 3,100 HC25U. All listed. All in order in boxes. Offers and inspection invited. B. Bamber Electronics, 5 Station Road, Littleport, Cambs. CB6 1QE. Tel: Ely (0353) 860185 Tuesday to Saturday. (8836)

**WIDE** selection unused discrete and logic (TTL/ECL) components; pre-aged 5MHz 3rd. overtone crystals; 7 segment 0.63" LED displays; muffin fans; transformers, etc. Full stock list sent on request. Send S.A.E. to Coope Durrant Ltd., 66/67 High Street, Lymington, Hampshire, England SO4 9YZ. Tel. Lymington (0590) 77971. (8835)

**G.W.M. RADIO LTD.**, 40/42 Portland Road, Worthing, Sussex. Tel. 34897. Pneumatic masts 40ft. By Scam Clark. 300 watt radar calorimeters, noise generators, type CT410, Eddy-stone communication receivers 730/4, v.g.c. £185.00 inc. Many bargains for callers, surplus always wanted. (8832)

**LAB CLEARANCE:** Signal Generators; Bridges; Waveform, transistor analysers; calibrators; standards; millivoltmeters; dynamometers; kW meters; oscilloscopes; recorders; Thermal, sweep, low distortion true RMS, audio FR, deviation. Tel. 040-376236. (8250)



## ARTICLES FOR SALE

HP 8551 Spectrum Analyser (.0V 42 GHz). R&S Polyskop I (0.5-400 MHz). Tek 531, 532, 545, 585, 575, 581 Scopes (inc. 453). Solartron LM 1420 D.V.M. Telegraph Distortion Measuring Equip. Nagard, E-H Pulse Generators. Telonic LH-2M Sweep Oscillator. A.F. & R.F. Signal Generators. Marconi TF 1041 V.T.V.M. Advance VM 77D A.C. Millivoltmeter. R&S Sweep Oscillator. Sandos SG313 Sig. Gen. (4-7GHz). Marconi TF1313 1/2% Universal Bridge. Marconi T.V. Test Equip. Siemens Level Meter (10KHz-17MHz). Wandel & Goltermann Noise Receiver. MP 250B RX Meter (0.5-250 MHz). Marconi TF801B Sig. Gen. (12-425 MHz). Advance Timer Counters TC6, TC4. Farnell Stats P.S.V. 30T/2/EC. MP185B Sampling Scope (>10ns/cm). Airmec 365A Sig. Gen. (1-320 MHz). Standards Equip.: Potentiometers, Bridges, S/S Meters, Capacitors. COHU Thermal Transfer Standard Model 666 & Galvo. Marconi TF 867/2 Standard Sig. Gen. (15 KHz-30 MHz). Marconi T 1066 FM & AM Sig. Gen. (10-420 MHz). Advance V.H.F. Millivoltmeter VM79. BPL 10KV Insulation Tester. Racal 835 Universal Counter. Paper Tape Readers ★ IBM Printers with Keyboards ★

Compare our prices.

## P&R TEST EQUIPMENT

Salcott Mill, Goldhanger Road, Heybridge  
Near Maldon, Essex (8748)

Open Saturday: Tel. Maldon (0621) 892 333

## SOWTER TRANSFORMERS

WITH 37 YEARS' EXPERIENCE we have the expertise to design and manufacture ANY TYPE OF AUDIO TRANSFORMER AT THE RIGHT PRICE.

Whilst we specialise in every kind of transformer for audio control desks and mixers demands are increasing for **LOUDSPEAKER TRANSFORMERS** and **100 VOLT LINE AUDIO OUTPUT TRANSFORMERS** FOR MOST KINDS OF AMPLIFIERS FROM 30 WATTS TO 500 WATTS OR MORE. We can also supply multi-output transformers for **COLUMN LOUDSPEAKERS**. A recent tendency is the demand for **OUTPUT TRANSFORMERS FOR ULTRA LINEAR AMPLIFIERS** using **KT 88** and **KT 66 BEAM TETRODES** and for these we have standard designs with exceptional performance.

We call your attention to our very successful **MICROPHONE SPLITTER TRANSFORMER** type 4079 with a high impedance 200 ohm primary and two 200 ohm secondaries. It will handle up to 2.3 volts rms at 30 Hz and has a frequency response of plus/minus 1/2dB from 20 Hz to 20 kHz. It is contained in a Mumetal Can 33 mm diam x 37 mm high and **WORKING DETAILS OF THE CONSTRUCTION OF A SPLITTER ARE AVAILABLE ON REQUEST.**

We will supply single transformers, or any quantity, with short delivery times and, without obligation on your part, will quote price and exact dispatch on receipt of your requirements.

**E. A. SOWTER LTD., Manufacturers and Designers, P.O. Box 36 IPSWICH IP1 2EG, ENGLAND. Tel. IPSWICH (0473) 52794 and 219390.**

(8289)

## ENAMELLED COPPER WIRE

s.w.g.	1lb reel	1/2lb reel
10 to 19	<b>£2.95</b>	<b>£1.60</b>
20 to 29	<b>£3.15</b>	<b>£1.80</b>
30 to 34	<b>£3.45</b>	<b>£1.90</b>
35 to 40	<b>£3.65</b>	<b>£2.10</b>

All the above prices are inclusive of postage and packing in UK

## COPPER SUPPLIES

102 Parrswood Road, Withington,  
Manchester 20  
Telephone 061-445 8753

## INSTRUMENTATION

Ailtech gas discharge noise source type 7010 with power supply type 7111. Range 200 Megahertz to 2.6 Gigahertz. In mint condition and very cheap.

Box No. WW8820 (8820)

**CATRONIC / WIRELESS WORLD**  
**TELETEXT DECODER KIT**, partly assembled, £55. Tel. 0481 54833. (8792)

**RF USERS!** New UHF AC/DC Converters, vacuum junction, 50% per cent off normal price. While stocks last. Suitable for RF and UHF Power Measurement (5mA range, with 6mV open circuit output), 200 per cent overload permitted, £1.50 each plus 25p post and packing or, £7.50 pack of 6. Postage included (UK only). Cheque with order please. Allow 7 days for delivery. Prosser Transducers, Lady Lane Industrial Estate, Hadleigh, Ipswich IP7 6BQ. (8525)

**COSSOR L035 D/B 'scope** £30.00, Telequipment S43 'scope £50.00, E.M.I. 101 s/state 'scope £50.00, Philips GM6020 VVM £20.00, Marconi CT208 VVM £15.00, Creed 54N TTY (5 bit) £25.00, Teletype R035 TTY (8 bit) £55.00, Paper tape punch (8 bit) £20.00, Muirhead Mufax FAX TX/RX £35.00, Rank Xerox 400 Telecopier £200.00, Bunker Ramo VDU (inc. KB) £30.00, Kodak Photocopier (wet) £10.00, Phone 01-699 9075 evenings. (8831)

**60KHz MSF Rugby Receiver, BCD TIME OF DAY OUTPUT.** High performance, phase locked loop radio receiver, 5V operation with 1 second LED indication. Kit complete with tuned ferrite rod aerial £14.08 (including postage and VAT). Assembled circuit and cased-up version also available. Send for details, Toolex, Sherborne (4359), Dorset. (8252)

**WAYNE KERRBRIDGE.** Type CT375 (B521) price £5.40. Marconi sweep signal generator type TF 1099/35 £86.40. Voltmeter TF 1041B £37.80. Foster Mains isolation transformer 240v. single phase, 5KVA power rating, 200 kv test primary and secondary. 150 kv d.c. working Pri. 21.3 Amps, Sec. 20.8 Amps, 440 kg (weight), £599. TF1101 R.C. Oscillator £70.20. Cambridge Decade Bridge (Portable) X1, X10, X100, X:000. Ratio: X.001, X.01, X0.1, X1, X10, X100, X1000. Price £54. Insulator Tester CT318 (500v-15KV) £54. TF801D/8/S A.M. Signal generator Freq. 10MHZ £485. MHZ £297. Digital Voltmeter, LM1480.3 £54. Oscilloscope 645 with CA plug-in unit £162. Plug-in units: L32.40, M£135, N£81. Signal generator set CT 378A Freq. 2MHz-250 MHz Portable £64.80. Racal Probe Electronic Test for Racal Timer-counter type CT488 or SA550 £21.60. Signal generator frequency swept type CT202 (as new) £27. ALL PRICES INCLUDE V.A.T. AT 8%. Buyer collects. Tel. 404 5011 (London) or telex 24224. Quote Ref. 3165. (8839)

## SERVICES

## TEST EQUIPMENT

We are disposing of a considerable amount of good quality test gear including Tektronic scopes at silly prices.

\* Ring Derek Pattinson now and discuss your requirements.  
**Crofton Electronics Ltd.**  
35 Grosvenor Road,  
Twickenham, Middlesex.  
Tel. 01-891 1923 (8211)

## TV TUBE REBUILDING!

We can offer the most complete range of Electron guns, Parts and Tube Components — all gun types for Black and White and Colour available, even special types made on request. Can also offer wide range of equipment for testing and manufacturing. Catalogues and technical advice on free bases. Ask for our competitive prices — best service.

**ALGOGRUFF p.v.b.a., Liepertsenweg, 196, 2500 LIER/BELGIUM. Phone 031/802387. Telex 35371.** (8745)

## ELECTRONIC DESIGN

Experienced engineers available for all levels of Electronic Design. We can produce complete systems, single circuits, or printed circuit artworks to production stage.

**LEONARD LIMITED**  
167 Hoblands, Haywards Heath  
Sussex. Tel. 59509 (8824)

## W.K.F. ELECTRONICS

(R.P.C.B.S. Ltd.)

THE CIRCUIT BOARD SPECIALISTS — UNIVERSAL SUPPLIERS

**Contractors for:** P.C.B. Production, Contract Drilling, Electroplating, Laminate Cutting.  
**Services for:** Master Artwork Preparation, Process Photography, Circuit Diagrams, Layouts & Legends.  
**Consultants for:** Instrument Engineering, Automatic Control & Applications.

**Do-it-Yourself Won't Do:** Today's assemblies demand close tolerances.

**Goodbye to the Long Wait: 3 to 7 Day Prototype P.C.B. Production Service**

**Questions:** By Return. **Guaranteed Quality** on every process.

**Short or Long Term Production** now acceptable from **1 to 10,000 units.**

**We Universally Distribute:** Laminate, Carbide Drill Bits & Routers, Process Chemicals (any), Pre-sensitised Laminate, Drilling Machines (Manual, Multi-spindle, N.C./C.N.C. Control), Graphic Art Drafting materials & aids.

**We Manufacture to Specification:** Quality Circuit Boards (Single or Double Sided with any finish). Due to expansion we now have space available for prototype or long term production.

**For Quotations:** Submit Copy Masters, Roughs, Circuit or Sample units for costing.

**To:**  
**W.K.F. ELECTRONICS**  
FLEET HOUSE, WELBECK STREET  
WHITWELL, WORKSOP, NOTTS.  
TEL. WORKSOP (0909) 720895

TELEX: 547816  
Telephone Quotations: Ask for pricing.

## NOTICE TO OTHER MANUFACTURERS

IS YOUR DRILLING, ROUTING DEPARTMENT A BOTTLENECK?  
IF SO TRY OUR SERVICE FOR DRILLING AND ROUTING


THE RATES ARE VERY REASONABLE AND THE FAST SERVICE WILL ENSURE THAT YOUR CUSTOMERS' DELIVERIES ARE MET

**ELECTRONIC CIRCUIT DESIGN AND PROTOTYPE CONSTRUCTION.** PCB manufacture and production test services available. We have many years' experience in high power audio, digital relay, counters, MPUs, etc. Microsystems Electronics. Tel. 01-950 5146. (8793)

**DESIGN AND DEVELOPMENT,** competent engineering effort available for all aspects of electronic design. Single circuits or complete systems, prototype to production run. E.I.A., 80 Wheatland Lane, Wallasey, Merseyside, 051-639 9122. (8615)

FOR  
CLASSIFIED  
ADVERTISING  
RING  
BARRY  
LEARY  
ON  
01-261 8508

Here's why you  
should buy  
an I.C.E.  
instead of  
just any  
multimeter



**I.C.E.**

WW — 096 FOR FURTHER DETAILS

- \* Best Value for money.
- \* Used by professional engineers, D.I.Y. enthusiasts, hobbyists, service engineers.
- \* World-wide proven reliability.
- \* Low servicing costs.
- \* 20K/volt sensitivity and high accuracy.
- \* Large mirror scale meter.
- \* Fully protected against overload.
- \* Large range of inexpensive accessories.
- \* 12 month warranty, backed by a full after sales service at E.B. Sole U.K. Distributors.

Prices from £16.60 — £32.00 + VAT  
Send for full colour leaflet and prices on whole range including accessories.

**ELECTRONIC  
BROKERS LIMITED**

49-53 Pancras Road, London NW1 2QB.  
Tel: 01-837 7781. Telex: 298694.

## INDEX TO ADVERTISERS

Appointments Vacant Advertisements appear on pages 125-143

	PAGE		PAGE		PAGE
Acoustical Mfg. Co. Ltd.	6	GEC Eng. Electric Valve	91	Patrick, J. B.	100
AEL Crystals	29	GEC M-O Valve	14	PBRA Ltd.	94
Ambit International	24, 30, 31	Greenway Elec. Comps.	34	Plessey Controls	17
Antex	Cover iii			Powell, T.	94
Aspen Electronics Ltd	23			Powertran Electronics	106, 107
Astra-Pak	23			Precision Petite Ltd.	34
Audix Ltd	31				
		Hall Electric	8	Racal Thermionic	2
Bamber Electronics	26	Harmsworth Townley & Co. Ltd.	20	Radford Lab. Insts. Ltd.	18
Barrie Electronics Ltd	111	Harris Electronics (London) Ltd.	10, 20	Radio Components Specialists	109
Bell & Howell	15	Hart Electronics	100	Radio Shack	108
Beyer Dynamics (GB) Ltd	4	H. L. Audio	22	R.C.S. Electronics	29
Bib Hi-Fi Accessories	Cover iv			Research Machines Ltd.	98
Bi-Pak Semiconductors Ltd.	104	Industrial Tape Applications	34, 101	RTVC	105
Bleasdale Computer Systems	31	Integrex Ltd.	102, 103		
Boss Industrial Mouldings Ltd.	12, 13	Interface Quartz Devices Ltd.	16	Sabtronic (UK) Ltd.	7
Bulgin Electronics Soundex Ltd.	101	Interport Main Stores	142	Sandwell Plant Ltd.	34
Bull, J.	118			Scopex Instruments Ltd.	19, 113
		K. & A. Distributors	111	Sescom	96
Cambridge Learning	11	Keithley Instruments Ltd.	112	Semico Devices	108
Carston Electronics Ltd.	25	Kirkham Amplifier	21	Semicon Indexes Ltd.	96
Carter Associates	18	Kramer & Co. Ltd.	114	Service Trading Co.	115
Catronics	108			Servo & Electronics Sales Ltd.	32
CEC Corporation	14	Labgear Ltd.	20	Shure Electronics Ltd.	36
Chiltmead Ltd.	117	Langrex (R.S.T. Valves)	97	Sintel	98
CHJ Supplies	114	Lascar Electronics Ltd	116	Southern Electronics	30
Cintec	27	Leevers-Rich Equipment Ltd.	10	Sota Communication System	98
Citadel Products Ltd.	92	Lektrokit	93	Sowter, E. A.	143
C. N. Stevenson	32	Levell Electronics Ltd.	3	Special Products Ltd.	16
Colomor (Electronics) Ltd.	114	London Instrument Repair	100	Strumech Engineering Ltd.	124
Circuit Devices	111	Lowe Electronics Ltd.	35	Strutt Electrical & Mech. Eng's. Ltd.	116
Continental Specialities	4, 5			Sugden, J. E. & Co. Ltd	24
Crimson Elektrik	16	MacInnes Laboratories Ltd.	33	Surrey Electronics Ltd.	110
CT Electronics	116	Magnum Audio	23	Swanley Electronics Ltd.	94
		Maplin Electronic Supplies	9		
Dartron Instruments Ltd.	112	Marco Trading	98	Technomatic Ltd.	110
Datong	34	Marconi Instruments Ltd.	Cover ii	Teleradio Hi-Fi	110
Diggerman Electronics	20	Marshall, A. & Sons (London) Ltd.	124		
Display Electronics	99	Martin Associates	35	Universal Radio	111
		Millward, G. F.	114		
ECM (K9 Comps)	30	Multicore Solders Ltd.	Cover iv	Valradio Ltd.	14
Eddystone Radio Ltd.	60	MHZ Electronics	24	Vero Electronics Ltd.	28
Edicon	32	Newbear Computer Stores	28, 92	Viewdata	29
Electro-Tech	108				
Electronic Brokers Ltd.	119, 120, 121, 144	Olson Electronics Ltd.	28	Watford Electronics	33
Electronic Brokers Ltd. (Second User Computer Div.)	123	OMB Electronics	23	West Hyde Developments Ltd.	94
				West London Direct Supplies	98
Feedback Instruments Ltd.	59			Wilmslow Audio	95
Fluke	122				
Future Film Developments	31			Z. & I. Aero Services Ltd.	29, 96
Fylde Electronic Labs Ltd.	18				

### OVERSEAS ADVERTISEMENT AGENTS:

**France:** M. D. Soubeyran, Compagnie Francaise D'Editions, Division Internationale, 40 Rue du Colisee, Paris 8e Telephone 225-77-50 — Telex. 280274.

**Hungary:** Mrs. Edit Bajusz, Hungexpo Advertising Agency, Budapest XIV, Varosliget Telephone: 225 008 — Telex: Budapest 22-4525. INTFOIRE.

**Italy:** Sig. C. Epis, Etas-Kompass, S.p.a. — Servizio Estero, Via Mantegna 6, 20154 Milan. Telephone: 347051 — Telex: 37342 Kompass.

**Japan:** Mr. Inatsuki, Trade Media — IBPA (Japan), B. 212, Azabu Heights, 1-5-10 Roppongi, Minato-ku, Tokyo 106. Telephone: (03) 585-0581.

**United States of America:** Ray Barnes, IPC Business Press, 205 East 42nd Street, New York, NY 10017 — Telephone: (212) 689 5961 — Telex: 421710. Mr. Jack Farley Jr., The Farley Co. Suite 1584, 35 East Wacker Drive, Chicago, Illinois 60601 — Telephone: (312) 6 3074.

Mr. Victor A. Jauch, Elmatex International, P.O. Box 34607, Los Angeles, Calif. 90034, USA — Telephone (213) 821-8581 — Telex 18-1059.

Mr. Jack Mentel, The Farley Co., Suite 650, Ranna Building, Cleveland, Ohio 44115 — Telephone: (216) 621 1919. Mr. Ray Rickles, Ray Rickles & Co., P.O. Box 2008, Miami Beach, Florida 33140 — Telephone: (305) 532 7301. Mr. Jim Parks, Ray Rickles & Co., 3116 Maple Drive N.E., Atlanta, Georgia 30305. Telephone: (404) 237 7432. Mike Loughlin, IPC Business Press, 15055 Memorial, Ste 119, Houston, Texas 77079 — Telephone (713) 783 8673.

**Canada:** Mr. Colin H. MacCulloch, International Advertising Consultants Ltd., 915 Carlton Tower, 2 Carlton Street, Toronto 2 — Telephone: (416) 364 2269.

\*Also subscription agents.



pin-point  
quickly & efficiently  
with **ANTEX** soldering irons

You can now combine fingertip accuracy with strict temperature control (within 2%) at the 0.6mm tip of a miniature soldering iron by using the soldering station shown with one of the 24 volt irons.


The exceptionally fast recovery time of a miniature iron of 40watts at the chosen temperature ensures a short exposure or dwell time. If your requirements are less demanding, one of our ordinary miniature or general purpose soldering irons or kits may suit better.

All our soldering equipment is made in England to strict local and international standards of safety. Our name for reliability is spreading from all over Europe to the U.S.A., to Japan and to most other countries.



Mayflower House, Armada Way, Plymouth, Devon Tel: 0752 67377/8 Telex: 45296

**Model TCSU1 Soldering Station**




CTC 35 watt—



The TCSU1 soldering station with either the XTC 50 watt—24/26 volt soldering iron or the CTC 35 watt—soldering iron for pin point precision and exceptionally fast recovery time. We have put at least twice as much power into irons which are already well known for good recovery time. The temperature control stops them from over-heating; the "fail-safe" electronic circuit provides protection even if the thermocouple fails. TCSU1 soldering station **£38.10** XTC and CTC irons **£14.85** inclusive of VAT and P.&P.

**Model CX - 17 watts**




... a miniature iron with the element enclosed first in a ceramic shaft, then in a stainless steel. Virtually leak-free. Only 7 1/2" long. Fitted with a 3/32" bit **£4.37** inclusive of VAT and P.&P. Range of 5 other bits available from 1/8" down to 3/64"

**Model X25 - 25 watts**



A general purpose iron also with a ceramic and steel shaft to give you toughness combined with near-perfect insulation. Fitted with 1/8" bit and priced at **£4.37** inclusive of VAT and P.&P. Range of 4 other bits available.

**Model SK3 Kit**



Contains both the model CX230 soldering iron and the stand ST3. Priced at **£6.21** inclusive of VAT and P.&P. It makes an excellent present for the radio amateur, modelmaker or hobbyist.


**Model SK4 Kit**



With the model X25/240 general purpose iron and the ST3 stand, this kit is a must for every toolkit in the home. Priced at **£6.21** inclusive of VAT and P.&P.

**Model SK1 Kit**

This kit contains a 15 watt miniature soldering iron, complete with 2 spare bits, a coil of solder, a heat sink and a booklet, 'How to solder'. Priced at **£6.48** inclusive of VAT and P.&P.



**Model MLX Kit**

The soldering iron in this kit can be operated from any ordinary car battery. It is fitted with 15 feet flexible cable and battery clips. Packed in a strong plastic envelope it can be left in a car, a boat or a caravan ready for soldering in the field. Price **£4.83** inclusive of VAT and P.&P.



Please send the following .....

Please send me the Antex colour brochure .....

I enclose cheque/P.O./Giro No. 258 1000

Name .....

Address .....

Antex Ltd. Freepost, Plymouth PL1 1BR Tel. 0752 67377

WW1.79

# gets it together..




## Toolbox Reels

Three solders that cover all your electrical applications.  
40/60 Tin/Lead  
60/40 Tin/Lead  
Savbit Alloy/

Size 3 £2.16 each  
Size 10 £2.38 each  
Size 12 £2.29 each



## Soldering Flux Paste



**'Ersin'**  
A fast non-corrosive, rosin flux for general and electrical soldering.

Use in conjunction with 'Ersin' Multicore solders.  
Size RF10 48p inc. VAT  
**'Arax'** Use in conjunction with 'Arax' Multicore solder for general metal fabrication.  
Size AF14 48p inc. VAT

## Multicore Desoldering Wick

For desoldering component leads from PCB's or removing solder from virtually any joints.


Size AB10 97p inc. VAT

## Wire Strippers and Cutters



Easily adjustable for most sizes of flex and cable. Fitted with extra strong spring for automatic opening. Easy grip handles and handle locking device.

Ref 9  
£1.15 inc. VAT



## Handy Dispensers (All prices inc. V.A.T.)

Size 19A All electrical work 63p  
Size PC115 For small components 69p  
Size SV130 Use with copper bits and wires £1.08  
Size AR140 Metal repairs 86p  
Size AL150 Aluminium 76p  
Size SS160 Stainless Steel £1.08

## Savbit Dispenser

For radio, TV and similar work. Reduces copper erosion.

Size 5 58p inc. VAT



## Emergency Solder

Self fluxing, tin/lead solder tape that melts with a match. For electrical and non-electrical applications. Size ES36 39p inc. VAT



## Econopak

A reel of 1.2mm 'Ersin' Multicore solder for general electrical use. Size 13A £2.59 inc. VAT

A reel of 3mm 'Arax' Multicore solder for general non-electrical use. Size 16A £2.59 inc. VAT

## Solder Cream

Tacky mixture of solder powder and correct percentage of flux for difficult to reach areas.

Electrical/Electronic ('Ersin' Flux) Size BCR10 £1.08  
Metal joining ('Arax' flux) Size BCA14 £1.08

Stainless Steel & Jewellery ('Arax Flux) Size BCA16 £1.38  
(All prices inc. V.A.T.)



# ... Bib keeps it playing

## Cassette Editing Kit



Make editing simple with the Bib splicer, tape cutter and splicing tape. Standard pack with 6.3mm adaptor. Ref 56 £1.99 inc. VAT

In permanent storage case with tape piercer and winder remover. Ref 98 £2.70 inc. VAT

USA Pat. No. 4067563 (splicer)  
Brit. Pat. No. 1507583 (splicer)  
Brit. Pat. No. 1258280 (method of splicing)


## Groov-Kleen

Parallel tracking, it cleans whilst disc plays. Engineered in chromed steel and with two bases to suit all decks. Pat. Pending  
Ref 101A Brit. Reg. Des. No. 982790  
£3.97 inc. VAT U.S.A. Reg. Des. No. 247622



## Stylus Cleaning Kit

Unique cleaner in chromed steel with brush tip, cover and built in magnifying inspection mirror. Complete with anti-static fluid in permanent storage box. Ref 112 £3.97 inc. VAT



## Groov-Stat Electronic 3000

This improved static reducer, powered by one small battery, neutralises record surface static in seconds. Comes in permanent storage box with FREE static tester.

Ref 3000 £9.98 inc. VAT  
(Pat. pending)




## Record Valet

Soft bristles on leading edge remove dust and humid velvet pad collects particles. This advanced cleaner is engineered in chromed steel and is supplied with dust cover in permanent storage box. Ref 110 Pat. Pending  
£5.49 inc. VAT Reg. Des. No. 981808



## Tape Head Maintenance Kit

Everything necessary for cleaning heads, capstan and pinch wheel on all types of recorders. Cleaning and polishing pads, cleaning liquid and brush inspection mirror included. Standard Pack Ref 25 £1.99 inc. VAT  
Permanent Storage Box with cleaning cloth Brit. Pat. No. 1485069 Ref 99 £2.70 inc. VAT



In difficulty send direct, plus 20p P & P. Send S.A.E. for free copy of colour catalogue detailing complete range. Bib Hi-Fi Accessories Limited, Kelsey House, Wood Lane End, Hemel Hempstead, Herts., HP2 4RQ.